

OUTDOOR LIGHTING 2023



ITALIANO / ENGLISH

FLOS
Outdoor



FLOS

Outdoor



La temperatura colore 2200K è disponibile su richiesta per la maggior parte dei prodotti presenti in questo catalogo. Consultateci per verificare la disponibilità nel caso in cui sia necessaria per il vostro progetto.

The 2200K color temperature is available upon request for most of the products featured in this catalogue. Please consult us for availability in case you need more information for you lighting project.



Inground

Landlord

272



A - Round

458



A - Rise

468



Gobi

492



C - Me

514



Linear

Ingraze

538



Outgraze

600



Tau

650



Cielo

662



Spotlights

Spine

16



Landlord

272



Belvedere

328



Heavy Metal

418



Kirk

734



Spock

742



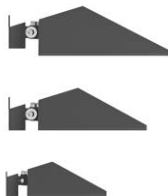
Aimer

754



Franco

788



Perseo

810




Table / Floor

In Vitro Unplugged

166



Mayday Outdoor

178



Captain Flint

220




IC Lights

230



Caule

238



K - Tribe

265



Table / Floor

Superarchimoon

265



Bollard

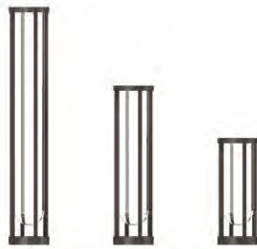
Pointbreak

136



In Vitro

166



Mile

186



Caule

238



Landlord

272



Bellhop

290



Bollard

Casting

302



Casting Concrete

302



Walkstick

314



Klein Pro

340



Zefiro

350



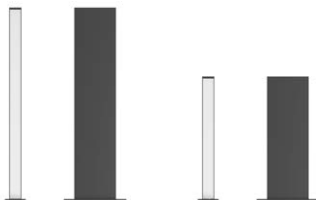
I - Ron

360



Talia

368



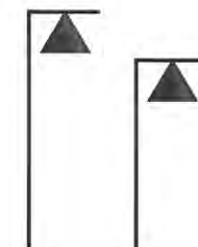
Aimer 2 Pole

754



Captain Flint Bollard

220



Wall

Pointbreak

136



In Vitro

166



Mile

186



Captain Flint

220



IC Lights

230



Flauta

254



Bellhop

290



Belvedere

328



Camouflage

396



Climber

406



Heavy Metal

418



Marco

440



Wall


Platter

694



Emma Wall

706



Dooku

834



Graphic Light

Fenestra

450



Ceiling / Suspension


Pointbreak

136



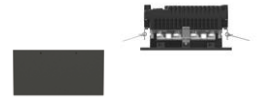
In Vitro

166



Mile

186



IC Lights

230



Romeo

265



Leila

722



Platter

694



Emma Ceiling

706



Path

Mile

186



Wallstick

314



Real Matter

378



My Way

388



Gobi

492



Eclipse

674



Hyperion

684



Pole / Pole Top

Bellhop

290



Franco

788



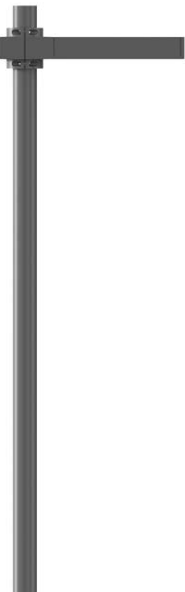
Perseo

810



Dooku

834



Spine


Designed by Vincent Van Duysen











LIBERTÀ DI MOVIMENTO

Spine significa spina dorsale, emblema che rispecchia perfettamente il giunto del corpo lampada dotato di una scala graduata per regolazione sia sull'asse orizzontale che verticale rispettivamente di 360° e 270°.

FREE TO MOVE

Spine means backbone, an image referenced in the joint of the lighting body, equipped with a graduated scale, which can be adjusted both horizontally and vertically by 360° and 270° respectively.



A PROVA DI FUTURO

Il telaio superiore del prodotto è stato progettato con elementi intercambiabili per personalizzare le prestazioni dell'apparecchio grazie ad accessori ottici dedicati che possono essere combinati per soddisfare qualsiasi esigenza progettuale.

FUTURE PROOF

The top head has been designed with interchangeable frames to customize the fixture's performance thanks to dedicated optic accessories that can be mixed to fulfill the project requirements.



COMFORT VISIVO SENZA PARAGONI

Una rivoluzione nell'illuminazione d'accento per esterni. Il gruppo ottico è stato ottimizzato pensando all'utente finale: la sorgente luminosa resta nascosta alla vista, raggiungendo il massimo comfort visivo in dimensioni compatte senza sacrificare l'efficienza.

UNCOMPARABLE VISUAL COMFORT

A revolution in outdoor accent lighting. The optical group has been designed with the end users in mind, so that the source remains hidden from view, achieving maximum visual comfort without sacrificing efficiency and compact dimensions.



COLLEGAMENTI NASCOSTI ALLA VISTA

L'alimentatore è integrato nel corpo dell'apparecchio in modo da nascondere tutti i collegamenti elettrici all'interno della base.

CONNECTIONS HIDDEN FROM VIEW

The driver is integrated within the fixture's body making all connections hidden in the base.

Famiglia / Family

Spine 1 Absolute



CoB Led
up to 11W
up to 923 lm - 2700K/CRI 80
up to 982 lm - 3000K/CRI 80
up to 1011 lm - 4000K/CRI 80
Net lumen output

Spine 2 Absolute



CoB Led
up to 19,5W
up to 1939 lm - 2700K/CRI 80
up to 2085 lm - 3000K/CRI 80
up to 2120 lm - 4000K/CRI 80
Net lumen output

Spine 1 Pro



Power Led
up to 3,5W
up to 143 lm - 2700K/CRI 80
up to 149 lm - 3000K/CRI 80
up to 154 lm - 4000K/CRI 80
Net lumen output
2200K available on request.

Power Led
up to 7,9W
up to 550 lm - 2700K/CRI 80
up to 571 lm - 3000K/CRI 80
up to 591 lm - 4000K/CRI 80
Net lumen output
2200K available on request.

Power Led HP
HP up to 10,5W
HP up to 680 lm - 2700K/CRI 80
HP up to 706 lm - 3000K/CRI 80
HP up to 730 lm - 4000K/CRI 80
Net lumen output

Spine 2 Pro



Power Led
up to 4,1W
up to 230 lm - 2700K/CRI 80
up to 239 lm - 3000K/CRI 80
up to 247 lm - 4000K/CRI 80
Net lumen output
2200K available on request.

Power Led
up to 10,5W
up to 769 lm - 2700K/CRI 80
up to 808 lm - 3000K/CRI 80
up to 846 lm - 4000K/CRI 80
Net lumen output

Power Led HP
HP up to 17W
HP up to 1443 lm - 2700K/CRI 80
HP up to 1497 lm - 3000K/CRI 80
HP up to 1548 lm - 4000K/CRI 80
Net lumen output
2200K available on request.

Spine 1 Ultra



Power Led
up to 3,5W
up to 143 lm - 2700K/CRI 80
up to 149 lm - 3000K/CRI 80
up to 154 lm - 4000K/CRI 80
Net lumen output
2200K available on request.

Power Led
up to 7,9W
up to 550 lm - 2700K/CRI 80
up to 571 lm - 3000K/CRI 80
up to 591 lm - 4000K/CRI 80
Net lumen output
2200K available on request.

Power Led HP
HP up to 10,5W
HP up to 680 lm - 2700K/CRI 80
HP up to 706 lm - 3000K/CRI 80
HP up to 730 lm - 4000K/CRI 80
Net lumen output

Spine 2 Ultra



Power Led
up to 4,1W
up to 230 lm - 2700K/CRI 80
up to 239 lm - 3000K/CRI 80
up to 247 lm - 4000K/CRI 80
Net lumen output
2200K available on request.

Power Led
up to 10,5W
up to 769 lm - 2700K/CRI 80
up to 808 lm - 3000K/CRI 80
up to 846 lm - 4000K/CRI 80
Net lumen output

Power Led HP
HP up to 17W
HP up to 1443 lm - 2700K/CRI 80
HP up to 1497 lm - 3000K/CRI 80
HP up to 1548 lm - 4000K/CRI 80
Net lumen output
2200K available on request.

Famiglia di proiettori professionali orientabili per esterno disegnati da Vincent Van Duysen. Il prodotto è caratterizzato da un disegno essenziale ed elegante per poter essere integrato in molteplici contesti, dal residenziale all'hospitality. Equipaggiato con sorgenti luminose a LED di ultima generazione ed arricchito di molteplici soluzioni ottiche ad altissime prestazioni.

La gamma è declinata in tre modelli ABSOLUTE, PRO E ULTRA, disponibili in due diversi tagli dimensionali e di potenza per garantire la massima versatilità e soddisfare differenti richieste progettuali, dalla luce d'accento con fasci ultra narrow fino all'illuminazione di ampie superfici. Spine è predisposto per installazione a soffitto, a parete e a terra con picchetto da ordinare separatamente.

Corpo e dissipatore di calore in alluminio tornito lega EN AW 6060. Disponibile in differenti finiture con rivestimento a doppio strato di polveri e sottoposto a trattamento di conversione chimica superficiale per una elevata resistenza alla corrosione. Diffusore in vetro temperato extrachiaro con bordo serigrafato fissato attraverso un sistema di incollaggio robotizzato.

La versione ABSOLUTE è equipaggiata con COB led ad alta efficienza e riflettori in polimero ricoperti in alluminio purissimo per due aperture di fascio.

Le versioni PRO e ULTRA sono equipaggiate con power led SMD di ultima generazione. L'esclusivo gruppo ottico integrato in posizione arretrata garantisce un estremo comfort visivo, grazie all'utilizzo di lenti customizzate, e allo stesso tempo mantiene una elevata performance illuminotecnica. L'estrema flessibilità è assicurata dalla possibilità di inserire nel vano ottico collimatori progettati per variare le aperture del fascio, passando da fasci simmetrici spot, medium e flood, a fasci asimmetrici ed ellittici, così da coprire una vasta richiesta di differenti funzioni illuminotecniche.

Per il controllo totale del fascio luminoso, le versioni ULTRA sono dotate di snoot integrato e possibilità di inserire numerosi accessori quali honeycomb e visor.

La regolazione precisa dell'unità emittente viene garantita dallo snodo su cui è stampata una scala graduata di riferimento, assicurando una orientabilità di 270° sull'asse verticale. La piastra di fissaggio in tecnopolimero ad alta resistenza meccanica a sua volta permette una orientabilità di 360° sull'asse orizzontale per direzionare il fascio in base alle esigenze. Connessione elettrica da effettuarsi all'interno della base tramite connettore a tenuta stagna incluso. Versione con accessorio paletto dotata di spezzone di cavo uscente in neoprene per connessione elettrica remota.

Completano la gamma una serie di accessori per l'installazione su superfici solide e pali.

Family of outdoor, professional and adjustable projectors designed by Vincent Van Duysen. The product is characterized by a minimalist and elegant design suitable for the most varied contexts, from residential to hotel environments.

Equipped with state-of-the-art LED sources, they are completed by several upmarket optical solutions.

The family consists of three models: ABSOLUTE, PRO and ULTRA. Each model is available in two sizes and powers, which guarantee the maximum versatility and respond appropriately to any requirement: from accent lighting with extra-thin light beams to lighting for wider surfaces. Spine is ready for ground, wall or ceiling installation, and a pole can be ordered separately.

Turned aluminum body and heat sink (EN AW 6060 alloy).

Available in different finishes with a double layer coating and a chemical conversion surface treatment to guarantee high resistance to corrosion. Extra clear tempered glass diffuser with silkscreen border, fixed through a robotic gluing system. The ABSOLUTE version is equipped with a high-performance LED COB light source and polymer reflectors, covered in pure aluminum for two beam angles.

The PRO and ULTRA versions are equipped with a state-of-the-art LED SMD. The optical unit is integrated in the rear part, which guarantees an absolute visual comfort thanks to the use of customized lenses, as well as high lighting performances. The possibility of inserting collimators in the optical compartment that are designed to modify the beam angle—from punctual, medium and large symmetric beams to asymmetric and elliptical beams—guarantee an extreme flexibility to meet any lighting requirement.

To fully control the light beam, the ULTRA versions are equipped with an integrated supplied snoot and allow the insertion of numerous accessories such as the honeycomb and visor. The exact dimming of the emitting unit is guaranteed by the joint with a graduated reference scale printed on it, which ensures an orientation of 270° on the vertical axis. The high mechanical resistance technopolymer fixing plate allows 360° orientation on the horizontal axis, thus allowing the light beam to be directed according to individual requirements.

The electrical connections are made on the base by means of a watertight connector included. Version including a bollard as an accessory, equipped with a neoprene cable for remote electrical connection.

The family is completed by a series of accessories for solid surface and mast installation.

Colori / Colours

Spine



01 White



06 Grey



12 Forest Green





18 Deep Brown






30 Black



33 Anthracite

SPINE ABSOLUTE		
MODEL	SPINE 1 ABSOLUTE	SPINE 2 ABSOLUTE
		
SIZE	ø70	ø90
LIGHT BEAM	Spot	Spot
	Medium Flood	Medium Flood
POWER	11W	19,5W
FLUX 4000K	Up to 1011 lm	Up to 2120 lm
CCT	2700K	
	3000K	
	4000K	
CRI	80	
CONTROL	on-off 230V	on-off 230V
	DALI *	DALI 230V
	1-10V *	1-10V 230V
OPTICAL ACC.	<ul style="list-style-type: none"> Honeycomb louvre 	
**MOUNTING OPTIONS	Ground Spike	
	Rod	
	L Bracket	
	Pole	





SPINE PRO				
SPINE 1 PRO		SPINE 1 PRO HP	SPINE 2 PRO	
				
ø70		ø70	ø90	
Narrow Spot	Spot	Spot	Narrow Spot	Spot
	Medium Flood	Medium Flood		Medium Flood
	Flood	Flood		Flood
	Wide Flood	Wide Flood		Wide Flood
	Elliptical 1	Elliptical 1		Elliptical 1
	Elliptical 2	Elliptical 2		Elliptical 2
	Wall Washer	Wall Washer		Wall Washer
3,5W	7,9W	10,5W	4,1W	10,5W
Up to 154 lm	Up to 591 lm	Up to 730 lm	Up to 247 lm	Up to 846 lm
2200K *				
2700K				
3000K				
4000K				
80				
on-off 230V			on-off 230V	
DALI *			DALI 230V	
1-10V *			1-10V 230V	
<ul style="list-style-type: none">Honeycomb louvre		<ul style="list-style-type: none">Honeycomb louvreConverter lens (medium flood/flood/wide flood/elliptical 1/ elliptical 2/wall washer)		
Ground Spike				
Rod				
L Bracket				
Pole				

* A richiesta / On demand

** Vedi pagina successiva /See next page

SPINE 2 PRO HP

ø90
Spot
Medium Flood
Flood
Wide Flood
Elliptical 1
Elliptical 2
Wall Washer
17W
Up to 1548 lm
2200K *
2700K
3000K
4000K
80
on-off 230V
DALI 230V
1-10V 230V
Ground Spike
Rod
L Bracket
Pole

SPINE ULTRA					
SPINE 1 ULTRA		SPINE 1 ULTRA HP	SPINE 2 ULTRA		SPINE 2 ULTRA HP
					
ø70		ø70	ø90		ø90
Narrow Spot	Spot	Spot	Narrow Spot	Spot	Spot
	Medium Flood	Medium Flood		Medium Flood	Medium Flood
	Flood	Flood		Flood	Flood
	Wide Flood	Wide Flood		Wide Flood	Wide Flood
	Elliptical 1	Elliptical 1		Elliptical 1	Elliptical 1
	Elliptical 2	Elliptical 2		Elliptical 2	Elliptical 2
	Wall Washer	Wall Washer		Wall Washer	Wall Washer
3,5W	7,9W	10,5W	4,1W	10,5W	17W
Up to 154 lm	Up to 591 lm	Up to 730 lm	Up to 247 lm	Up to 846 lm	Up to 1548 lm
2200K *					
2700K					
3000K					
4000K					
80					
on-off 230V			on-off 230V		
DALI *			DALI 230V		
1-10V *			1-10V 230V		
<ul style="list-style-type: none">• Honeycomb louvre• Converter lens (medium flood/flood/wide flood/elliptical 1/ elliptical 2/wall washer)• Visor					
Ground Spike					
Rod					
L Bracket					
Pole					

* A richiesta / On demand

** Vedi pagina successiva /See next page

Spine

Ø70 / Ø90

Absolute / Pro / Ultra



Spine F

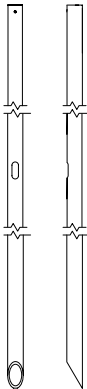
Ø70 / Ø90

Absolute / Pro / Ultra



Cavo uscente in neoprene da 5m (10m a richiesta) per connessione elettrica remota.

5m neoprene output cable (10m on request) for remote electrical connection.



Spine L

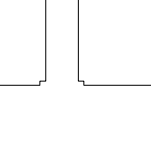
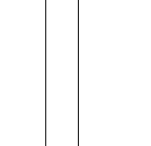
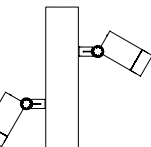
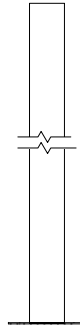
Ø70 / Ø90

Absolute / Pro / Ultra




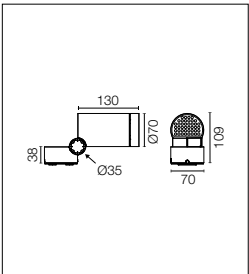
Cavo uscente in neoprene da 5m (10m a richiesta) per connessione elettrica remota.










5m neoprene output cable (10m on request) for remote electrical connection.











Sorgente COB LED inclusa. Alimentazione elettrica 220-240V ON/OFF integrata. Base di fissaggio inclusa. Connessione elettrica da effettuarsi all'interno della base tramite connettore a tenuta stagna incluso; per garantire la tenuta è consigliabile utilizzare cavi flessibili idonei all'impiego in ambienti esterni. Accessorio picchetto per installazione a terra da ordinare separatamente. Versione dimmerabile 1-10V o DALI con alimentatore remoto 24Vdc a richiesta.

LED COB light source included. Integrated electric power supply 220-240V ON/OFF. Fixing plate included. The electrical connection is made on the inside of the plate by means of a watertight connector included. To guarantee its water tightness, it is recommended to use flexible cables designed for outdoor use. Ground spike for ground installations to be ordered separately. Upon request: 1-10V or DALI dimmable version with 24Vdc remote power supply.

Optic Spot 15°

CoB Led: 11W - 1247 lm ≠ FIXT 923 lm - 2700K/CRI 80 - 220-240V / 11W - 1325 lm ≠ FIXT 982 lm - 3000K/CRI 80 - 220-240V / 11W - 1364 lm ≠ FIXT 1011 lm - 4000K/CRI 80 - 220-240V

2700K
Non Dimmable

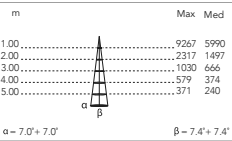
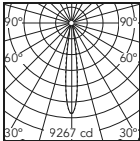
- F025A2BA001
- F025A2BA006
- F025A2BA012
- F025A2BA018
- F025A2BA030
- F025A2BA033

3000K
Non Dimmable

- F025A3BA001
- F025A3BA006
- F025A3BA012
- F025A3BA018
- F025A3BA030
- F025A3BA033

4000K
Non Dimmable

- F025A4BA001
- F025A4BA006
- F025A4BA012
- F025A4BA018
- F025A4BA030
- F025A4BA033



@ 3000K

Optic Medium Flood 33°

CoB Led: 11W - 1247 lm ≠ FIXT 906 lm - 2700K/CRI 80 - 220-240V / 11W - 1325 lm ≠ FIXT 964 lm - 3000K/CRI 80 - 220-240V / 11W - 1364 lm ≠ FIXT 993 lm - 4000K/CRI 80 - 220-240V

2700K
Non Dimmable

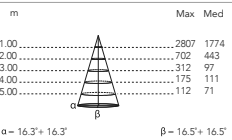
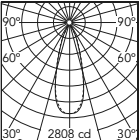
- F025A2CA001
- F025A2CA006
- F025A2CA012
- F025A2CA018
- F025A2CA030
- F025A2CA033

3000K
Non Dimmable

- F025A3CA001
- F025A3CA006
- F025A3CA012
- F025A3CA018
- F025A3CA030
- F025A3CA033

4000K
Non Dimmable

- F025A4CA001
- F025A4CA006
- F025A4CA012
- F025A4CA018
- F025A4CA030
- F025A4CA033



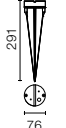

@ 3000K

Spine 1 Absolute: Accessori / Accessories

Picchetto per installazione nel terreno.

Ground spike.



F026Z010000

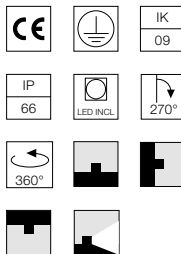
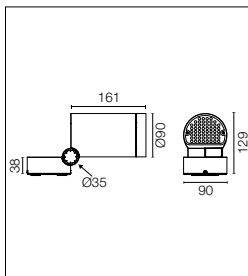


Honeycomb

Honeycomb Louvre

F025Z060000





Sorgente COB LED inclusa. Alimentazione elettrica 220-240V ON/ OFF e dimmerabile 1-10V o DALI integrata. Base di fissaggio inclusa. Connessione elettrica da effettuarsi all'interno della base tramite connettore a tenuta stagna incluso; per garantire la tenuta è consigliabile utilizzare cavi flessibili idonei all'impiego in ambienti esterni. Accessorio picchetto per installazione a terra da ordinare separatamente.

LED COB light source included. Integrated electric power supply 220-240V ON/OFF and adjustable 1-10V or DALI. Fixing plate included. The electrical connection is made on the inside of the plate by means of a watertight connector included. To guarantee its water tightness, it is recommended to use flexible cables designed for outdoor use. Ground spike for ground installations to be ordered separately.

Optic Spot 22°

CoB Led: 19,5W - 2197 lm ≠ FIXT 1939 lm - 2700K/CRI 80 - 220-240V / 19,5W - 2367 lm ≠ FIXT 2085 lm - 3000K/CRI 80 - 220-240V / 19,5W - 2497 lm ≠ FIXT 2120 lm - 4000K/CRI 80 - 220-240V

2700K

Non Dimmable

- F026A2BA001
- F026A2BA006
- F026A2BA012
- F026A2BA018
- F026A2BA030
- F026A2BA033
- 1-10V
- F026A2BB001
- F026A2BB006
- F026A2BB012
- F026A2BB018
- F026A2BB030
- F026A2BB033
- Dali
- F026A2BD001
- F026A2BD006
- F026A2BD012
- F026A2BD018
- F026A2BD030
- F026A2BD033

3000K

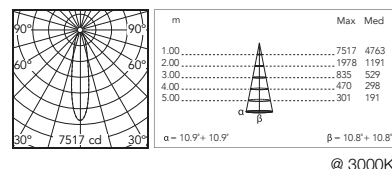
Non Dimmable

- F026A3BA001
- F026A3BA006
- F026A3BA012
- F026A3BA018
- F026A3BA030
- F026A3BA033
- 1-10V
- F026A3BB001
- F026A3BB006
- F026A3BB012
- F026A3BB018
- F026A3BB030
- F026A3BB033
- Dali
- F026A3BD001
- F026A3BD006
- F026A3BD012
- F026A3BD018
- F026A3BD030
- F026A3BD033

4000K

Non Dimmable

- F026A4BA001
- F026A4BA006
- F026A4BA012
- F026A4BA018
- F026A4BA030
- F026A4BA033
- 1-10V
- F026A4BB001
- F026A4BB006
- F026A4BB012
- F026A4BB018
- F026A4BB030
- F026A4BB033
- Dali
- F026A4BD001
- F026A4BD006
- F026A4BD012
- F026A4BD018
- F026A4BD030
- F026A4BD033



Optic Medium Flood 43°

CoB Led: 19,5W - 2197 lm ≠ FIXT 2026 lm - 2700K/CRI 80 - 220-240V / 19,5W - 2367 lm ≠ FIXT 2178 lm - 3000K/CRI 80 - 220-240V / 19,5W - 2497 lm ≠ FIXT 2298 lm - 4000K/CRI 80 - 220-240V

2700K

Non Dimmable

- F026A2CA001
- F026A2CA006
- F026A2CA012
- F026A2CA018
- F026A2CA030
- F026A2CA033
- 1-10V
- F026A2CB001
- F026A2CB006
- F026A2CB012
- F026A2CB018
- F026A2CB030
- F026A2CB033
- Dali
- F026A2CD001
- F026A2CD006
- F026A2CD012
- F026A2CD018
- F026A2CD030
- F026A2CD033

3000K

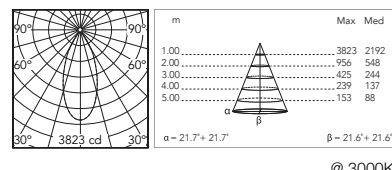
Non Dimmable

- F026A3CA001
- F026A3CA006
- F026A3CA012
- F026A3CA018
- F026A3CA030
- F026A3CA033
- 1-10V
- F026A3CB001
- F026A3CB006
- F026A3CB012
- F026A3CB018
- F026A3CB030
- F026A3CB033
- Dali
- F026A3CD001
- F026A3CD006
- F026A3CD012
- F026A3CD018
- F026A3CD030
- F026A3CD033

4000K

Non Dimmable

- F026A4CA001
- F026A4CA006
- F026A4CA012
- F026A4CA018
- F026A4CA030
- F026A4CA033
- 1-10V
- F026A4CB001
- F026A4CB006
- F026A4CB012
- F026A4CB018
- F026A4CB030
- F026A4CB033
- Dali
- F026A4CD001
- F026A4CD006
- F026A4CD012
- F026A4CD018
- F026A4CD030
- F026A4CD033



Spine 2 Absolute: Accessori / Accessories

Picchetto per installazione nel terreno.

Ground spike.

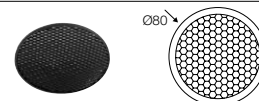
F026Z010000

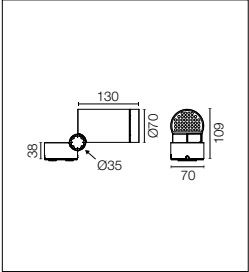















Honeycomb

Honeycomb Louvre

F026Z060000







Sorgente Power LED inclusa. Equipaggiato con snoot integrato per un maggiore comfort visivo. Accessori collimatori disponibili per variare le aperture del fascio luminoso. Alimentazione elettrica 220-240V ON/OFF integrata. Base di fissaggio inclusa. Connessione elettrica da effettuarsi all'interno della base tramite connettore a tenuta stagna incluso; per garantire la tenuta è consigliabile utilizzare cavi flessibili idonei all'impiego in ambienti esterni. Accessorio picchetto per installazione a terra da ordinare separatamente. Versione dimmerabile 1-10V o DALI con alimentatore remoto 24Vdc a richiesta.

Power LED source included. Equipped with an integrated snoot for higher visual comfort. Collimators are available as an accessory to modify the beam opening. Integrated electric power supply 220-240V ON/OFF. Fixing plate included. The electrical connection is made on the inside of the plate by means of a watertight connector included. To guarantee its water tightness, it is recommended to use flexible cables designed for outdoor use. Ground spike for ground installations to be ordered separately. Upon request: 1-10V or DALI dimmable version with 24Vdc remote power supply.

2200K disponibile su richiesta.

2200K available on request.

Optic Narrow Spot 7°

Power Led: 3,5W - 168 lm ≠ FIXT 143 lm - 2700K/CRI 80 - 220-240V / 3,5W - 174 lm ≠ FIXT 149 lm - 3000K/CRI 80 - 220-240V / 3,5W - 180 lm ≠ FIXT 154 lm - 4000K/CRI 80 - 220-240V

2700K
Non Dimmable

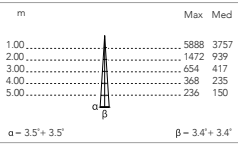
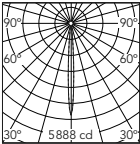
- F025D2AA001
- F025D2AA006
- F025D2AA012
- F025D2AA018
- F025D2AA030
- F025D2AA033

3000K
Non Dimmable

- F025D3AA001
- F025D3AA006
- F025D3AA012
- F025D3AA018
- F025D3AA030
- F025D3AA033

4000K
Non Dimmable

- F025D4AA001
- F025D4AA006
- F025D4AA012
- F025D4AA018
- F025D4AA030
- F025D4AA033



m	Max	Med
1.00	5888	3757
2.00	1472	939
3.00	654	417
4.00	368	235
5.00	236	150

α = 3.5° + 3.5° β = 3.4° + 3.4°

@ 3000K

Optic Spot 14°

Power Led: 7,9W - 671 lm ≠ FIXT 550 lm - 2700K/CRI 80 - 220-240V / 7,9W - 696 lm ≠ FIXT 571 lm - 3000K/CRI 80 - 220-240V / 7,9W - 720 lm ≠ FIXT 591 lm - 4000K/CRI 80 - 220-240V

2700K
Non Dimmable

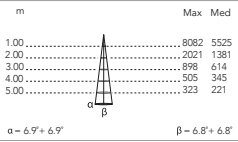
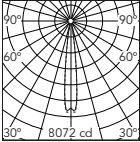
- F025D2BA001
- F025D2BA006
- F025D2BA012
- F025D2BA018
- F025D2BA030
- F025D2BA033

3000K
Non Dimmable

- F025D3BA001
- F025D3BA006
- F025D3BA012
- F025D3BA018
- F025D3BA030
- F025D3BA033

4000K
Non Dimmable

- F025D4BA001
- F025D4BA006
- F025D4BA012
- F025D4BA018
- F025D4BA030
- F025D4BA033



m	Max	Med
1.00	8082	5525
2.00	2021	1381
3.00	898	614
4.00	505	345
5.00	323	221

α = 6.9° + 6.9° β = 6.8° + 6.8°

@ 3000K

Optic Medium Flood 24,5°

Power Led: 7,9W - 671 lm ≠ FIXT 499 lm - 2700K/CRI 80 - 220-240V / 7,9W - 696 lm ≠ FIXT 518 lm - 3000K/CRI 80 - 220-240V / 7,9W - 720 lm ≠ FIXT 536 lm - 4000K/CRI 80 - 220-240V

2700K
Non Dimmable

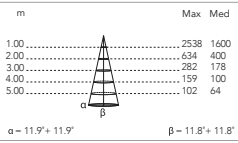
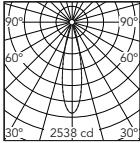
- F025D2CA001
- F025D2CA006
- F025D2CA012
- F025D2CA018
- F025D2CA030
- F025D2CA033

3000K
Non Dimmable

- F025D3CA001
- F025D3CA006
- F025D3CA012
- F025D3CA018
- F025D3CA030
- F025D3CA033

4000K
Non Dimmable

- F025D4CA001
- F025D4CA006
- F025D4CA012
- F025D4CA018
- F025D4CA030
- F025D4CA033



m	Max	Med
1.00	2538	1600
2.00	634	400
3.00	282	178
4.00	159	100
5.00	102	64

α = 11.9° + 11.9° β = 11.8° + 11.8°

@ 3000K

Optic Flood 32°

Power Led: 7,9W - 671 lm ≠ FIXT 482 lm - 2700K/CRI 80 - 220-240V / 7,9W - 696 lm ≠ FIXT 500 lm - 3000K/CRI 80 - 220-240V / 7,9W - 720 lm ≠ FIXT 518 lm - 4000K/CRI 80 - 220-240V

2700K
Non Dimmable

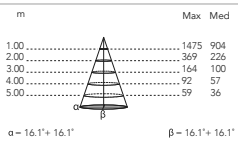
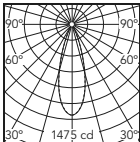
- F025D2DA001
- F025D2DA006
- F025D2DA012
- F025D2DA018
- F025D2DA030
- F025D2DA033

3000K
Non Dimmable

- F025D3DA001
- F025D3DA006
- F025D3DA012
- F025D3DA018
- F025D3DA030
- F025D3DA033

4000K
Non Dimmable

- F025D4DA001
- F025D4DA006
- F025D4DA012
- F025D4DA018
- F025D4DA030
- F025D4DA033



m	Max	Med
1.00	1475	904
2.00	369	226
3.00	164	100
4.00	92	57
5.00	59	36

α = 16.1° + 16.1° β = 16.1° + 16.1°

@ 3000K

Optic Wide Flood 49°

Power Led: 7,9W - 671 lm ≠ FIXT 480 lm - 2700K/CRI 80 - 220-240V / 7,9W - 696 lm ≠ FIXT 490 lm - 3000K/CRI 80 - 220-240V / 7,9W - 720 lm ≠ FIXT 505 lm - 4000K/CRI 80 - 220-240V

2700K

Non Dimmable

- F025D2EA001
- F025D2EA006
- F025D2EA012
- F025D2EA018
- F025D2EA030
- F025D2EA033

3000K

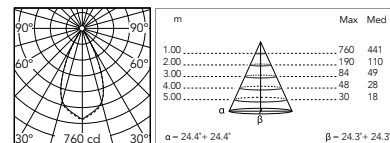
Non Dimmable

- F025D3EA001
- F025D3EA006
- F025D3EA012
- F025D3EA018
- F025D3EA030
- F025D3EA033

4000K

Non Dimmable

- F025D4EA001
- F025D4EA006
- F025D4EA012
- F025D4EA018
- F025D4EA030
- F025D4EA033



@ 3000K

Optic Elliptical 1 13,5° x 50°

Power Led: 7,9W - 671 lm ≠ FIXT 500 lm - 2700K/CRI 80 - 220-240V / 7,9W - 696 lm ≠ FIXT 519 lm - 3000K/CRI 80 - 220-240V / 7,9W - 720 lm ≠ FIXT 537 lm - 4000K/CRI 80 - 220-240V

2700K

Non Dimmable

- F025D2FA001
- F025D2FA006
- F025D2FA012
- F025D2FA018
- F025D2FA030
- F025D2FA033

3000K

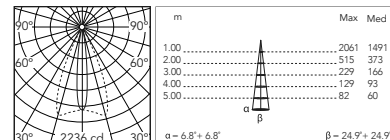
Non Dimmable

- F025D3FA001
- F025D3FA006
- F025D3FA012
- F025D3FA018
- F025D3FA030
- F025D3FA033

4000K

Non Dimmable

- F025D4FA001
- F025D4FA006
- F025D4FA012
- F025D4FA018
- F025D4FA030
- F025D4FA033



@ 3000K

Optic Elliptical 2 26° x 51°

Power Led: 7,9W - 671 lm ≠ FIXT 487 lm - 2700K/CRI 80 - 220-240V / 7,9W - 696 lm ≠ FIXT 505 lm - 3000K/CRI 80 - 220-240V / 7,9W - 720 lm ≠ FIXT 523 lm - 4000K/CRI 80 - 220-240V

2700K

Non Dimmable

- F025D2GA001
- F025D2GA006
- F025D2GA012
- F025D2GA018
- F025D2GA030
- F025D2GA033

3000K

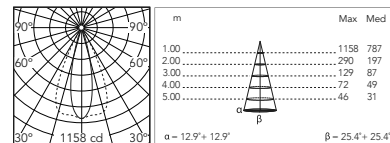
Non Dimmable

- F025D3GA001
- F025D3GA006
- F025D3GA012
- F025D3GA018
- F025D3GA030
- F025D3GA033

4000K

Non Dimmable

- F025D4GA001
- F025D4GA006
- F025D4GA012
- F025D4GA018
- F025D4GA030
- F025D4GA033



@ 3000K

Optic Wall Washer

Power Led: 7,9W - 671 lm ≠ FIXT 471 lm - 2700K/CRI 80 - 220-240V / 7,9W - 696 lm ≠ FIXT 489 lm - 3000K/CRI 80 - 220-240V / 7,9W - 720 lm ≠ FIXT 506 lm - 4000K/CRI 80 - 220-240V

2700K

Non Dimmable

- F025D2HA001
- F025D2HA006
- F025D2HA012
- F025D2HA018
- F025D2HA030
- F025D2HA033

3000K

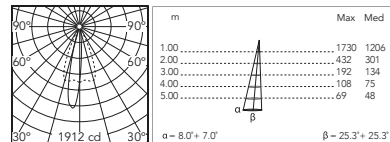
Non Dimmable

- F025D3HA001
- F025D3HA006
- F025D3HA012
- F025D3HA018
- F025D3HA030
- F025D3HA033

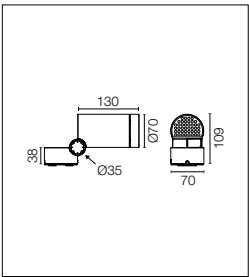

4000K













Non Dimmable

- F025D4HA001
- F025D4HA006
- F025D4HA012
- F025D4HA018
- F025D4HA030
- F025D4HA033



@ 3000K





Sorgente Power LED ad alta efficienza inclusa. Equipaggiato con snoot integrato per un maggiore comfort visivo. Accessori collimatori disponibili per variare le aperture del fascio luminoso. Alimentazione elettrica 220-240V ON/OFF integrata. Base di fissaggio inclusa. Connessione elettrica da effettuarsi all'interno della base tramite connettore a tenuta stagna incluso; per garantire la tenuta è consigliabile utilizzare cavi flessibili idonei all'impiego in ambienti esterni. Accessorio picchetto per installazione a terra da ordinare separatamente.
Versione dimmerabile 1-10V o DALI con alimentatore remoto 24Vdc a richiesta.

Energy-efficient Power LED source included. Equipped with an integrated snoot for higher visual comfort. Collimators are available as an accessory to modify the beam opening. Integrated electric power supply 220-240V ON/OFF. Fixing plate included. The electrical connection is made on the inside of the plate by means of a watertight connector included. To guarantee its water tightness, it is recommended to use flexible cables designed for outdoor use. Ground spike for ground installations to be ordered separately.
Upon request: 1-10V or DALI dimmable version with 24Vdc remote power supply.

Optic Spot 12°

Power Led: 10,5W - 920 lm ≠ FIXT 680 lm - 2700K/CRI 80 - 220-240V / 10,5W - 966 lm ≠ FIXT 706 lm - 3000K/CRI 80 - 220-240V / 10,5W - 1012 lm ≠ FIXT 730 lm - 4000K/CRI 80 - 220-240V

2700K
Non Dimmable

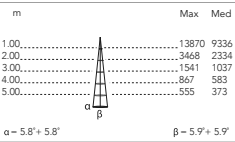
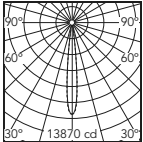
- F025E2BA001
- F025E2BA006
- F025E2BA012
- F025E2BA018
- F025E2BA030
- F025E2BA033

3000K
Non Dimmable

- F025E3BA001
- F025E3BA006
- F025E3BA012
- F025E3BA018
- F025E3BA030
- F025E3BA033

4000K
Non Dimmable

- F025E4BA001
- F025E4BA006
- F025E4BA012
- F025E4BA018
- F025E4BA030
- F025E4BA033



@ 3000K

Optic Medium Flood 26,5°

Power Led: 10,5W - 920 lm ≠ FIXT 594 lm - 2700K/CRI 80 - 220-240V / 10,5W - 966 lm ≠ FIXT 630 lm - 3000K/CRI 80 - 220-240V / 10,5W - 1012 lm ≠ FIXT 654 lm - 4000K/CRI 80 - 220-240V

2700K
Non Dimmable

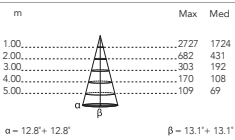
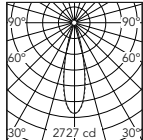
- F025E2CA001
- F025E2CA006
- F025E2CA012
- F025E2CA018
- F025E2CA030
- F025E2CA033

3000K
Non Dimmable

- F025E3CA001
- F025E3CA006
- F025E3CA012
- F025E3CA018
- F025E3CA030
- F025E3CA033

4000K
Non Dimmable

- F025E4CA001
- F025E4CA006
- F025E4CA012
- F025E4CA018
- F025E4CA030
- F025E4CA033



@ 3000K

Optic Flood 33,5°

Power Led: 10,5W - 920 lm ≠ FIXT 592 lm - 2700K/CRI 80 - 220-240V / 10,5W - 966 lm ≠ FIXT 627 lm - 3000K/CRI 80 - 220-240V / 10,5W - 1012 lm ≠ FIXT 651 lm - 4000K/CRI 80 - 220-240V

2700K
Non Dimmable

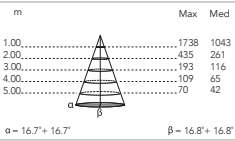
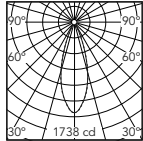
- F025E2DA001
- F025E2DA006
- F025E2DA012
- F025E2DA018
- F025E2DA030
- F025E2DA033

3000K
Non Dimmable

- F025E3DA001
- F025E3DA006
- F025E3DA012
- F025E3DA018
- F025E3DA030
- F025E3DA033

4000K
Non Dimmable

- F025E4DA001
- F025E4DA006
- F025E4DA012
- F025E4DA018
- F025E4DA030
- F025E4DA033



@ 3000K

Optic Wide Flood 50°

Power Led: 10,5W - 920 lm ≠ FIXT 591 lm - 2700K/CRI 80 - 220-240V / 10,5W - 966 lm ≠ FIXT 619 lm - 3000K/CRI 80 - 220-240V / 10,5W - 1012 lm ≠ FIXT 650 lm - 4000K/CRI 80 - 220-240V

2700K
Non Dimmable

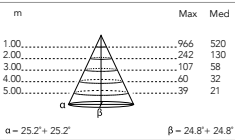
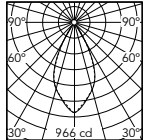
- F025E2EA001
- F025E2EA006
- F025E2EA012
- F025E2EA018
- F025E2EA030
- F025E2EA033

3000K
Non Dimmable

- F025E3EA001
- F025E3EA006
- F025E3EA012
- F025E3EA018
- F025E3EA030
- F025E3EA033

4000K
Non Dimmable

- F025E4EA001
- F025E4EA006
- F025E4EA012
- F025E4EA018
- F025E4EA030
- F025E4EA033



@ 3000K

Spine 1 Pro Hp

Optic Elliptical 1 11,5° x 49°

Power Led: 10,5W - 920 lm ≠ FIXT 603 lm - 2700K/CRI 80 - 220-240V / 10,5W - 966 lm ≠ FIXT 639 lm - 3000K/CRI 80 - 220-240V / 10,5W - 1012 lm ≠ FIXT 663 lm - 4000K/CRI 80 - 220-240V

2700K

Non Dimmable

- F025E2FA001
- F025E2FA006
- F025E2FA012
- F025E2FA018
- F025E2FA030
- F025E2FA033

3000K

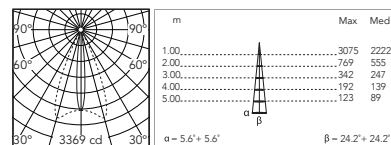
Non Dimmable

- F025E3FA001
- F025E3FA006
- F025E3FA012
- F025E3FA018
- F025E3FA030
- F025E3FA033

4000K

Non Dimmable

- F025E4FA001
- F025E4FA006
- F025E4FA012
- F025E4FA018
- F025E4FA030
- F025E4FA033



@ 3000K

Optic Elliptical 2 25,5° x 50°

Power Led: 10,5W - 920 lm ≠ FIXT 601 lm - 2700K/CRI 80 - 220-240V / 10,5W - 966 lm ≠ FIXT 624 lm - 3000K/CRI 80 - 220-240V / 10,5W - 1012 lm ≠ FIXT 645 lm - 4000K/CRI 80 - 220-240V

2700K

Non Dimmable

- F025E2GA001
- F025E2GA006
- F025E2GA012
- F025E2GA018
- F025E2GA030
- F025E2GA033

3000K

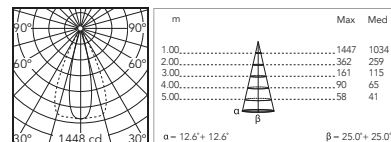
Non Dimmable

- F025E3GA001
- F025E3GA006
- F025E3GA012
- F025E3GA018
- F025E3GA030
- F025E3GA033

4000K

Non Dimmable

- F025E4GA001
- F025E4GA006
- F025E4GA012
- F025E4GA018
- F025E4GA030
- F025E4GA033



@ 3000K

Optic Wall Washer

Power Led: 10,5W - 920 lm ≠ FIXT 574 lm - 2700K/CRI 80 - 220-240V / 10,5W - 966 lm ≠ FIXT 609 lm - 3000K/CRI 80 - 220-240V / 10,5W - 1012 lm ≠ FIXT 631 lm - 4000K/CRI 80 - 220-240V

2700K

Non Dimmable

- F025E2HA001
- F025E2HA006
- F025E2HA012
- F025E2HA018
- F025E2HA030
- F025E2HA033

3000K

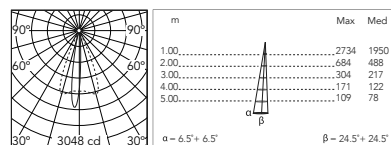
Non Dimmable

- F025E3HA001
- F025E3HA006
- F025E3HA012
- F025E3HA018
- F025E3HA030
- F025E3HA033

4000K

Non Dimmable

- F025E4HA001
- F025E4HA006
- F025E4HA012
- F025E4HA018
- F025E4HA030
- F025E4HA033



@ 3000K

Spine 1 Pro: Accessori / Accessories

Picchetto per installazione
nel terreno.

Ground spike.

F026Z010000



Honeycomb

Honeycomb Louvre

F025Z060000

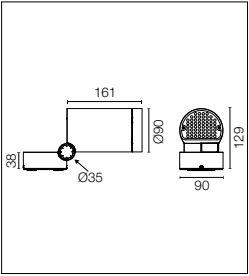















Lenti converter / Converter lenses:

- Converter Spine 1 Optic Medium Flood
- Converter Spine 1 Optic Flood
- Converter Spine 1 Optic Wide Flood
- Converter Spine 1 Optic Elliptic 1
- Converter Spine 1 Optic Elliptic 2
- Converter Spine 1 Optic Wall Washer

F029Z010000
F029Z011000
F029Z012000
F029Z013000
F029Z014000
F029Z015000







Sorgente Power LED inclusa. Equipaggiato con snoot integrato per un maggiore comfort visivo. Accessori collimatori disponibili per variare le aperture del fascio luminoso. Alimentazione elettrica 220-240V ON/ OFF e dimmerabile 1-10V o DALI integrata. Base di fissaggio inclusa. Connessione elettrica da effettuarsi all'interno della base tramite connettore a tenuta stagna incluso; per garantire la tenuta è consigliabile utilizzare cavi flessibili idonei all'impiego in ambienti esterni. Accessorio picchetto per installazione a terra da ordinare separatamente.

Optic Narrow Spot
2200K disponibile su richiesta.

Power LED source included. Equipped with an integrated snoot for higher visual comfort. Collimators are available as an accessory to modify the beam opening. Integrated electric power supply 220-240V ON/ OFF and adjustable 1-10V or DALI. Fixing plate included. The electrical connection is made on the inside of the plate by means of a watertight connector included. To guarantee its watertightness, it is recommended to use flexible cables designed for outdoor use. Ground spike for ground installations to be ordered separately.

Optic Narrow Spot
2200K available on request.

Optic Narrow Spot 6°

Power Led: 4,1W - 248 lm ≠ FIXT 230 lm - 2700K/CRI 80 - 220-240V / 4,1W - 258 lm ≠ FIXT 239 lm - 3000K/CRI 80 - 220-240V / 4,1W - 267 lm ≠ FIXT 247 lm - 4000K/CRI 80 - 220-240V

2700K
Non Dimmable

- F026D2AA001
- F026D2AA006
- F026D2AA012
- F026D2AA018
- F026D2AA030
- F026D2AA033

1-10V

- F026D2AB001
- F026D2AB006
- F026D2AB012
- F026D2AB018
- F026D2AB030
- F026D2AB033

Dali

- F026D2AD001
- F026D2AD006
- F026D2AD012
- F026D2AD018
- F026D2AD030
- F026D2AD033

3000K
Non Dimmable

- F026D3AA001
- F026D3AA006
- F026D3AA012
- F026D3AA018
- F026D3AA030
- F026D3AA033

1-10V

- F026D3AB001
- F026D3AB006
- F026D3AB012
- F026D3AB018
- F026D3AB030
- F026D3AB033

Dali

- F026D3AD001
- F026D3AD006
- F026D3AD012
- F026D3AD018
- F026D3AD030
- F026D3AD033

4000K
Non Dimmable

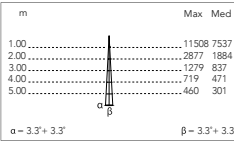
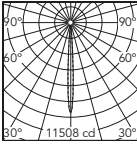
- F026D4AA001
- F026D4AA006
- F026D4AA012
- F026D4AA018
- F026D4AA030
- F026D4AA033

1-10V

- F026D4AB001
- F026D4AB006
- F026D4AB012
- F026D4AB018
- F026D4AB030
- F026D4AB033

Dali

- F026D4AD001
- F026D4AD006
- F026D4AD012
- F026D4AD018
- F026D4AD030
- F026D4AD033



m	Max	Med
1.00	11508	7537
2.00	2877	1884
3.00	1279	837
4.00	719	471
5.00	460	301

α = 3.3° ± 3.3° β = 3.3° ± 3.3°

@ 3000K

Optic Spot 9,5°

Power Led: 10,5W - 920 lm ≠ FIXT 769 lm - 2700K/CRI 80 - 220-240V / 10,5W - 966 lm ≠ FIXT 808 lm - 3000K/CRI 80 - 220-240V / 10,5W - 1012 lm ≠ FIXT 846 lm - 4000K/CRI 80 - 220-240V

2700K
Non Dimmable

- F026D2BA001
- F026D2BA006
- F026D2BA012
- F026D2BA018
- F026D2BA030
- F026D2BA033

1-10V

- F026D2BB001
- F026D2BB006
- F026D2BB012
- F026D2BB018
- F026D2BB030
- F026D2BB033

Dali

- F026D2BD001
- F026D2BD006
- F026D2BD012
- F026D2BD018
- F026D2BD030
- F026D2BD033

3000K
Non Dimmable

- F026D3BA001
- F026D3BA006
- F026D3BA012
- F026D3BA018
- F026D3BA030
- F026D3BA033

1-10V

- F026D3BB001
- F026D3BB006
- F026D3BB012
- F026D3BB018
- F026D3BB030
- F026D3BB033

Dali

- F026D3BD001
- F026D3BD006
- F026D3BD012
- F026D3BD018
- F026D3BD030
- F026D3BD033

4000K
Non Dimmable

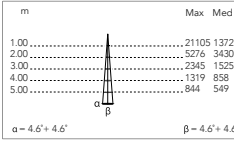
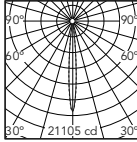
- F026D4BA001
- F026D4BA006
- F026D4BA012
- F026D4BA018
- F026D4BA030
- F026D4BA033

1-10V

- F026D4BB001
- F026D4BB006
- F026D4BB012
- F026D4BB018
- F026D4BB030
- F026D4BB033

Dali

- F026D4BD001
- F026D4BD006
- F026D4BD012
- F026D4BD018
- F026D4BD030
- F026D4BD033



m	Max	Med
1.00	21105	13721
2.00	5276	3430
3.00	2345	1525
4.00	1319	856
5.00	844	549

α = 4.6° ± 4.6° β = 4.6° ± 4.6°

@ 3000K

Optic Medium Flood 28°

Power Led: 10,5W - 920 lm ≠ FIXT 715 lm - 2700K/CRI 80 - 220-240V / 10,5W - 966 lm ≠ FIXT 742 lm - 3000K/CRI 80 - 220-240V / 10,5W - 1012 lm ≠ FIXT 767 lm - 4000K/CRI 80 - 220-240V

2700K

Non Dimmable

- F026D2CA001
- F026D2CA006
- F026D2CA012
- F026D2CA018
- F026D2CA030
- F026D2CA033
- 1-10V
- F026D2CB001
- F026D2CB006
- F026D2CB012
- F026D2CB018
- F026D2CB030
- F026D2CB033
- Dali
- F026D2CD001
- F026D2CD006
- F026D2CD012
- F026D2CD018
- F026D2CD030
- F026D2CD033

3000K

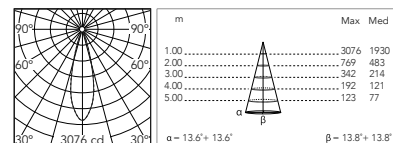
Non Dimmable

- F026D3CA001
- F026D3CA006
- F026D3CA012
- F026D3CA018
- F026D3CA030
- F026D3CA033
- 1-10V
- F026D3CB001
- F026D3CB006
- F026D3CB012
- F026D3CB018
- F026D3CB030
- F026D3CB033
- Dali
- F026D3CD001
- F026D3CD006
- F026D3CD012
- F026D3CD018
- F026D3CD030
- F026D3CD033

4000K

Non Dimmable

- F026D4CA001
- F026D4CA006
- F026D4CA012
- F026D4CA018
- F026D4CA030
- F026D4CA033
- 1-10V
- F026D4CB001
- F026D4CB006
- F026D4CB012
- F026D4CB018
- F026D4CB030
- F026D4CB033
- Dali
- F026D4CD001
- F026D4CD006
- F026D4CD012
- F026D4CD018
- F026D4CD030
- F026D4CD033



@ 3000K

Optic Flood 33°

Power Led: 10,5W - 920 lm ≠ FIXT 695 lm - 2700K/CRI 80 - 220-240V / 10,5W - 966 lm ≠ FIXT 721 lm - 3000K/CRI 80 - 220-240V / 10,5W - 1012 lm ≠ FIXT 746 lm - 4000K/CRI 80 - 220-240V

2700K

Non Dimmable

- F026D2DA001
- F026D2DA006
- F026D2DA012
- F026D2DA018
- F026D2DA030
- F026D2DA033
- 1-10V
- F026D2DB001
- F026D2DB006
- F026D2DB012
- F026D2DB018
- F026D2DB030
- F026D2DB033
- Dali
- F026D2DD001
- F026D2DD006
- F026D2DD012
- F026D2DD018
- F026D2DD030
- F026D2DD033

3000K

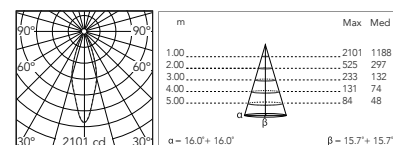
Non Dimmable

- F026D3DA001
- F026D3DA006
- F026D3DA012
- F026D3DA018
- F026D3DA030
- F026D3DA033
- 1-10V
- F026D3DB001
- F026D3DB006
- F026D3DB012
- F026D3DB018
- F026D3DB030
- F026D3DB033
- Dali
- F026D3DD001
- F026D3DD006
- F026D3DD012
- F026D3DD018
- F026D3DD030
- F026D3DD033

4000K

Non Dimmable

- F026D4DA001
- F026D4DA006
- F026D4DA012
- F026D4DA018
- F026D4DA030
- F026D4DA033
- 1-10V
- F026D4DB001
- F026D4DB006
- F026D4DB012
- F026D4DB018
- F026D4DB030
- F026D4DB033
- Dali
- F026D4DD001
- F026D4DD006
- F026D4DD012
- F026D4DD018
- F026D4DD030
- F026D4DD033



@ 3000K

Optic Wide Flood 51°

Power Led: 10,5W - 920 lm ≠ FIXT 711 lm - 2700K/CRI 80 - 220-240V / 10,5W - 966 lm ≠ FIXT 741 lm - 3000K/CRI 80 - 220-240V / 10,5W - 1012 lm ≠ FIXT 778 lm - 4000K/CRI 80 - 220-240V

2700K

Non Dimmable

- F026D2EA001
- F026D2EA006
- F026D2EA012
- F026D2EA018
- F026D2EA030
- F026D2EA033
- 1-10V
- F026D2EB001
- F026D2EB006
- F026D2EB012
- F026D2EB018
- F026D2EB030
- F026D2EB033
- Dali
- F026D2ED001
- F026D2ED006
- F026D2ED012
- F026D2ED018
- F026D2ED030
- F026D2ED033

3000K

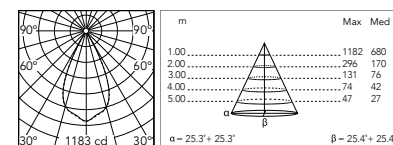
Non Dimmable

- F026D3EA001
- F026D3EA006
- F026D3EA012
- F026D3EA018
- F026D3EA030
- F026D3EA033
- 1-10V
- F026D3EB001
- F026D3EB006
- F026D3EB012
- F026D3EB018
- F026D3EB030
- F026D3EB033
- Dali
- F026D3ED001
- F026D3ED006
- F026D3ED012
- F026D3ED018
- F026D3ED030
- F026D3ED033

4000K

Non Dimmable

- F026D4EA001
- F026D4EA006
- F026D4EA012
- F026D4EA018
- F026D4EA030
- F026D4EA033
- 1-10V
- F026D4EB001
- F026D4EB006
- F026D4EB012
- F026D4EB018
- F026D4EB030
- F026D4EB033
- Dali
- F026D4ED001
- F026D4ED006
- F026D4ED012
- F026D4ED018
- F026D4ED030
- F026D4ED033



@ 3000K

Optic Elliptical 1 9,5° x 48°

Power Led: 10,5W - 920 lm ≠ FIXT 717 lm - 2700K/CRI 80 - 220-240V / 10,5W - 966 lm ≠ FIXT 744 lm - 3000K/CRI 80 - 220-240V / 10,5W - 1012 lm ≠ FIXT 770 lm - 4000K/CRI 80 - 220-240V

2700K

Non Dimmable

- F026D2FA001
- F026D2FA006
- F026D2FA012
- F026D2FA018
- F026D2FA030
- F026D2FA033
- 1-10V
- F026D2FB001
- F026D2FB006
- F026D2FB012
- F026D2FB018
- F026D2FB030
- F026D2FB033
- Dali
- F026D2FD001
- F026D2FD006
- F026D2FD012
- F026D2FD018
- F026D2FD030
- F026D2FD033

3000K

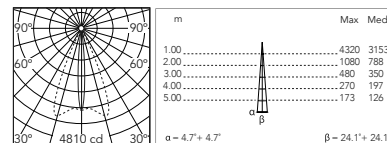
Non Dimmable

- F026D3FA001
- F026D3FA006
- F026D3FA012
- F026D3FA018
- F026D3FA030
- F026D3FA033
- 1-10V
- F026D3FB001
- F026D3FB006
- F026D3FB012
- F026D3FB018
- F026D3FB030
- F026D3FB033
- Dali
- F026D3FD001
- F026D3FD006
- F026D3FD012
- F026D3FD018
- F026D3FD030
- F026D3FD033

4000K

Non Dimmable

- F026D4FA001
- F026D4FA006
- F026D4FA012
- F026D4FA018
- F026D4FA030
- F026D4FA033
- 1-10V
- F026D4FB001
- F026D4FB006
- F026D4FB012
- F026D4FB018
- F026D4FB030
- F026D4FB033
- Dali
- F026D4FD001
- F026D4FD006
- F026D4FD012
- F026D4FD018
- F026D4FD030
- F026D4FD033



@ 3000K

Optic Elliptical 2 24° x 50°

Power Led: 10,5W - 920 lm ≠ FIXT 699 lm - 2700K/CRI 80 - 220-240V / 10,5W - 966 lm ≠ FIXT 725 lm - 3000K/CRI 80 - 220-240V / 10,5W - 1012 lm ≠ FIXT 750 lm - 4000K/CRI 80 - 220-240V

2700K

Non Dimmable

- F026D2GA001
- F026D2GA006
- F026D2GA012
- F026D2GA018
- F026D2GA030
- F026D2GA033
- 1-10V
- F026D2GB001
- F026D2GB006
- F026D2GB012
- F026D2GB018
- F026D2GB030
- F026D2GB033
- Dali
- F026D2GD001
- F026D2GD006
- F026D2GD012
- F026D2GD018
- F026D2GD030
- F026D2GD033

3000K

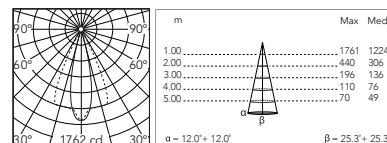
Non Dimmable

- F026D3GA001
- F026D3GA006
- F026D3GA012
- F026D3GA018
- F026D3GA030
- F026D3GA033
- 1-10V
- F026D3GB001
- F026D3GB006
- F026D3GB012
- F026D3GB018
- F026D3GB030
- F026D3GB033
- Dali
- F026D3GD001
- F026D3GD006
- F026D3GD012
- F026D3GD018
- F026D3GD030
- F026D3GD033

4000K

Non Dimmable

- F026D4GA001
- F026D4GA006
- F026D4GA012
- F026D4GA018
- F026D4GA030
- F026D4GA033
- 1-10V
- F026D4GB001
- F026D4GB006
- F026D4GB012
- F026D4GB018
- F026D4GB030
- F026D4GB033
- Dali
- F026D4GD001
- F026D4GD006
- F026D4GD012
- F026D4GD018
- F026D4GD030
- F026D4GD033



@ 3000K

Optic Wall Washer

Power Led: 10,5W - 920 lm ≠ FIXT 673 lm - 2700K/CRI 80 - 220-240V / 10,5W - 966 lm ≠ FIXT 698 lm - 3000K/CRI 80 - 220-240V / 10,5W - 1012 lm ≠ FIXT 672 lm - 4000K/CRI 80 - 220-240V

2700K

Non Dimmable

- F026D2HA001
- F026D2HA006
- F026D2HA012
- F026D2HA018
- F026D2HA030
- F026D2HA033
- 1-10V
- F026D2HB001
- F026D2HB006
- F026D2HB012
- F026D2HB018
- F026D2HB030
- F026D2HB033
- Dali
- F026D2HD001
- F026D2HD006
- F026D2HD012
- F026D2HD018
- F026D2HD030
- F026D2HD033

3000K

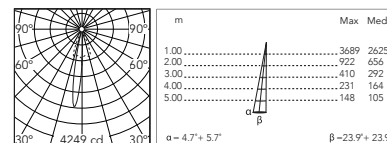
Non Dimmable

- F026D3HA001
- F026D3HA006
- F026D3HA012
- F026D3HA018
- F026D3HA030
- F026D3HA033
- 1-10V
- F026D3HB001
- F026D3HB006
- F026D3HB012
- F026D3HB018
- F026D3HB030
- F026D3HB033
- Dali
- F026D3HD001
- F026D3HD006
- F026D3HD012
- F026D3HD018
- F026D3HD030
- F026D3HD033

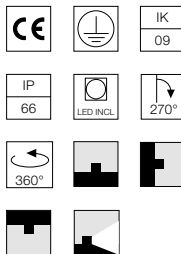
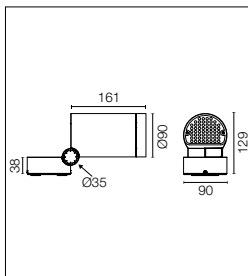
4000K

Non Dimmable

- F026D4HA001
- F026D4HA006
- F026D4HA012
- F026D4HA018
- F026D4HA030
- F026D4HA033
- 1-10V
- F026D4HB001
- F026D4HB006
- F026D4HB012
- F026D4HB018
- F026D4HB030
- F026D4HB033
- Dali
- F026D4HD001
- F026D4HD006
- F026D4HD012
- F026D4HD018
- F026D4HD030
- F026D4HD033



@ 3000K



Sorgente Power LED ad alta efficienza inclusa. Equipaggiato con snoot integrato per un maggiore comfort visivo. Accessori collimatori disponibili per variare le aperture del fascio luminoso. Alimentazione elettrica 220-240V ON/ OFF e dimmerabile 1-10V o DALI integrata. Base di fissaggio inclusa. Connessione elettrica da effettuarsi all'interno della base tramite connettore a tenuta stagna incluso; per garantire la tenuta è consigliabile utilizzare cavi flessibili idonei all'impiego in ambienti esterni. Accessorio picchetto per installazione a terra da ordinare separatamente.

Energy-efficient Power LED source included. Equipped with an integrated snoot for higher visual comfort. Equipped with an integrated snoot for higher visual comfort. Collimators are available as an accessory to modify the beam opening. Integrated electric power supply 220-240V ON/OFF and adjustable 1-10V or DALI. Fixing plate included. The electrical connection is made on the inside of the plate by means of a watertight connector included. To guarantee its watertightness, it is recommended to use flexible cables designed for outdoor use. Ground spike for ground installations to be ordered separately.

2200K disponibile su richiesta.

2200K available on request.

Optic Spot 14,5°

Power Led: 17W - 1739 lm ≠ FIXT 1443 lm - 2700K/CRI 80 - 220-240V / 17W - 1803 lm ≠ FIXT 1497 lm - 3000K/CRI 80 - 220-240V / 17W - 1868 lm ≠ FIXT 1548 lm - 4000K/CRI 80 - 220-240V

2700K

Non Dimmable

- F026E2BA001
- F026E2BA006
- F026E2BA012
- F026E2BA018
- F026E2BA030
- F026E2BA033
- 1-10V
- F026E2BB001
- F026E2BB006
- F026E2BB012
- F026E2BB018
- F026E2BB030
- F026E2BB033
- Dali
- F026E2BD001
- F026E2BD006
- F026E2BD012
- F026E2BD018
- F026E2BD030
- F026E2BD033

3000K

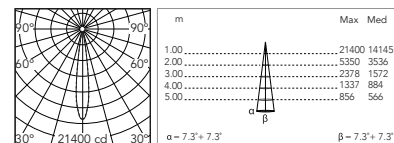
Non Dimmable

- F026E3BA001
- F026E3BA006
- F026E3BA012
- F026E3BA018
- F026E3BA030
- F026E3BA033
- 1-10V
- F026E3BB001
- F026E3BB006
- F026E3BB012
- F026E3BB018
- F026E3BB030
- F026E3BB033
- Dali
- F026E3BD001
- F026E3BD006
- F026E3BD012
- F026E3BD018
- F026E3BD030
- F026E3BD033

4000K

Non Dimmable

- F026E4BA001
- F026E4BA006
- F026E4BA012
- F026E4BA018
- F026E4BA030
- F026E4BA033
- 1-10V
- F026E4BB001
- F026E4BB006
- F026E4BB012
- F026E4BB018
- F026E4BB030
- F026E4BB033
- Dali
- F026E4BD001
- F026E4BD006
- F026E4BD012
- F026E4BD018
- F026E4BD030
- F026E4BD033



@ 3000K

Optic Medium Flood 26°

Power Led: 17W - 1739 lm ≠ FIXT 1336 lm - 2700K/CRI 80 - 220-240V / 17W - 1803 lm ≠ FIXT 1386 lm - 3000K/CRI 80 - 220-240V / 17W - 1868 lm ≠ FIXT 1434 lm - 4000K/CRI 80 - 220-240V

2700K

Non Dimmable

- F026E2CA001
- F026E2CA006
- F026E2CA012
- F026E2CA018
- F026E2CA030
- F026E2CA033
- 1-10V
- F026E2CB001
- F026E2CB006
- F026E2CB012
- F026E2CB018
- F026E2CB030
- F026E2CB033
- Dali
- F026E2CD001
- F026E2CD006
- F026E2CD012
- F026E2CD018
- F026E2CD030
- F026E2CD033

3000K

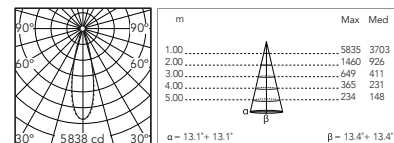
Non Dimmable

- F026E3CA001
- F026E3CA006
- F026E3CA012
- F026E3CA018
- F026E3CA030
- F026E3CA033
- 1-10V
- F026E3CB001
- F026E3CB006
- F026E3CB012
- F026E3CB018
- F026E3CB030
- F026E3CB033
- Dali
- F026E3CD001
- F026E3CD006
- F026E3CD012
- F026E3CD018
- F026E3CD030
- F026E3CD033

4000K

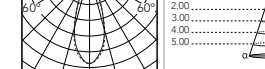
Non Dimmable

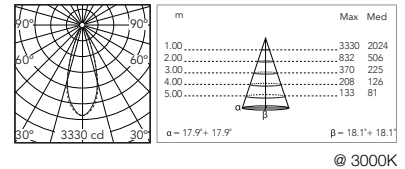
- F026E4CA001
- F026E4CA006
- F026E4CA012
- F026E4CA018
- F026E4CA030
- F026E4CA033
- 1-10V
- F026E4CB001
- F026E4CB006
- F026E4CB012
- F026E4CB018
- F026E4CB030
- F026E4CB033
- Dali
- F026E4CD001
- F026E4CD006
- F026E4CD012
- F026E4CD018
- F026E4CD030
- F026E4CD033



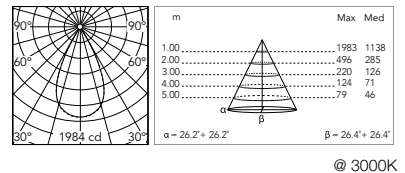
@ 3000K

Optic Flood 36°

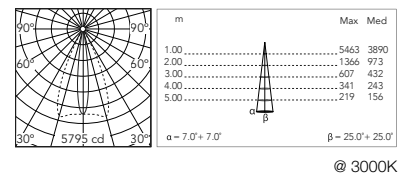
2700K	3000K	4000K		
Non Dimmable	Non Dimmable	Non Dimmable		
○ F026E2DA001	○ F026E3DA001	○ F026E4DA001		
● F026E2DA006	● F026E3DA006	● F026E4DA006		
● F026E2DA012	● F026E3DA012	● F026E4DA012		
● F026E2DA018	● F026E3DA018	● F026E4DA018		
● F026E2DA030	● F026E3DA030	● F026E4DA030		
● F026E2DA033	● F026E3DA033	● F026E4DA033		
1-10V	1-10V	1-10V		
○ F026E2DB001	○ F026E3DB001	○ F026E4DB001		
● F026E2DB006	● F026E3DB006	● F026E4DB006		
● F026E2DB012	● F026E3DB012	● F026E4DB012		
● F026E2DB018	● F026E3DB018	● F026E4DB018		
● F026E2DB030	● F026E3DB030	● F026E4DB030		
● F026E2DB033	● F026E3DB033	● F026E4DB033		
Dali	Dali	Dali		
○ F026E2DD001	○ F026E3DD001	○ F026E4DD001		
● F026E2DD006	● F026E3DD006	● F026E4DD006		
● F026E2DD012	● F026E3DD012	● F026E4DD012		
● F026E2DD018	● F026E3DD018	● F026E4DD018		
● F026E2DD030	● F026E3DD030	● F026E4DD030		
● F026E2DD033	● F026E3DD033	● F026E4DD033		

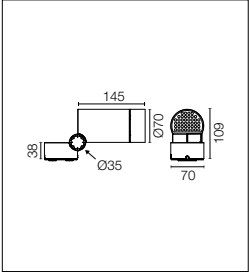












2700K	3000K	4000K
Non Dimmable	Non Dimmable	Non Dimmable
○ F026E2EA001	○ F026E3EA001	○ F026E4EA001
● F026E2EA006	● F026E3EA006	● F026E4EA006
● F026E2EA012	● F026E3EA012	● F026E4EA012
● F026E2EA018	● F026E3EA018	● F026E4EA018
● F026E2EA030	● F026E3EA030	● F026E4EA030
● F026E2EA033	● F026E3EA033	● F026E4EA033
1-10V	1-10V	1-10V
○ F026E2EB001	○ F026E3EB001	○ F026E4EB001
● F026E2EB006	● F026E3EB006	● F026E4EB006
● F026E2EB012	● F026E3EB012	● F026E4EB012
● F026E2EB018	● F026E3EB018	● F026E4EB018
● F026E2EB030	● F026E3EB030	● F026E4EB030
● F026E2EB033	● F026E3EB033	● F026E4EB033
Dali	Dali	Dali
○ F026E2ED001	○ F026E3ED001	○ F026E4ED001
● F026E2ED006	● F026E3ED006	● F026E4ED006
● F026E2ED012	● F026E3ED012	● F026E4ED012
● F026E2ED018	● F026E3ED018	● F026E4ED018
● F026E2ED030	● F026E3ED030	● F026E4ED030
● F026E2ED033	● F026E3ED033	● F026E4ED033



2700K	3000K	4000K
Non Dimmable	Non Dimmable	Non Dimmable
○ F026E2FA001	○ F026E3FA001	○ F026E4FA001
● F026E2FA006	● F026E3FA006	● F026E4FA006
● F026E2FA012	● F026E3FA012	● F026E4FA012
● F026E2FA018	● F026E3FA018	● F026E4FA018
● F026E2FA030	● F026E3FA030	● F026E4FA030
● F026E2FA033	● F026E3FA033	● F026E4FA033
1-10V	1-10V	1-10V
○ F026E2FB001	○ F026E3FB001	○ F026E4FB001
● F026E2FB006	● F026E3FB006	● F026E4FB006
● F026E2FB012	● F026E3FB012	● F026E4FB012
● F026E2FB018	● F026E3FB018	● F026E4FB018
● F026E2FB030	● F026E3FB030	● F026E4FB030
● F026E2FB033	● F026E3FB033	● F026E4FB033
Dali	Dali	Dali
○ F026E2FD001	○ F026E3FD001	○ F026E4FD001
● F026E2FD006	● F026E3FD006	● F026E4FD006
● F026E2FD012	● F026E3FD012	● F026E4FD012
● F026E2FD018	● F026E3FD018	● F026E4FD018
● F026E2FD030	● F026E3FD030	● F026E4FD030
● F026E2FD033	● F026E3FD033	● F026E4FD033







Sorgente Power LED inclusa. Equipaggiato con snoot integrato per un maggiore comfort visivo; accessorio visor a taglio asimmetrico disponibile. Accessori collimatori disponibili per variare le aperture del fascio luminoso. Alimentazione elettrica 220-240V ON/OFF integrata. Base di fissaggio inclusa. Connessione elettrica da effettuarsi all'interno della base tramite connettore a tenuta stagna incluso; per garantire la tenuta è consigliabile utilizzare cavi flessibili idonei all'impiego in ambienti esterni. Accessorio picchetto per installazione a terra da ordinare separatamente. Versione dimmerabile 1-10V o DALI con alimentatore remoto 24Vdc a richiesta.

Power LED source included. Equipped with an integrated snoot for higher visual comfort: the asymmetrical cut visor is available as an accessory. Collimators are available as an accessory to modify the beam opening. Integrated electric power supply 220-240V ON/OFF. Fixing plate included. The electrical connection is made on the inside of the plate by means of a watertight connector included. To guarantee its water tightness, it is recommended to use flexible cables designed for outdoor use. Ground spike for ground installations to be ordered separately. Upon request: 1-10V or DALI dimmable version with 24Vdc remote power supply.

2200K disponibile su richiesta.

2200K available on request.

Optic Narrow Spot 7°

Power Led: 3,5W - 168 lm ≠ FIXT 143 lm - 2700K/CRI 80 - 220-240V / 3,5W - 174 lm ≠ FIXT 149 lm - 3000K/CRI 80 - 220-240V / 3,5W - 180 lm ≠ FIXT 154 lm - 4000K/CRI 80 - 220-240V

2700K
Non Dimmable

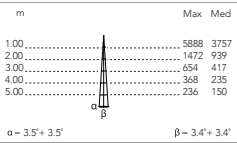
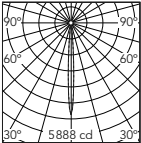
- F025B2AA001
- F025B2AA006
- F025B2AA012
- F025B2AA018
- F025B2AA030
- F025B2AA033

3000K
Non Dimmable

- F025B3AA001
- F025B3AA006
- F025B3AA012
- F025B3AA018
- F025B3AA030
- F025B3AA033

4000K
Non Dimmable

- F025B4AA001
- F025B4AA006
- F025B4AA012
- F025B4AA018
- F025B4AA030
- F025B4AA033



m	Max	Med
1.00	5888	3757
2.00	1472	939
3.00	654	417
4.00	368	235
5.00	236	150

α = 3.5° + 3.5° β = 3.4° + 3.4°

@ 3000K

Optic Spot 14°

Power Led: 7,9W - 671 lm ≠ FIXT 550 lm - 2700K/CRI 80 - 220-240V / 7,9W - 696 lm ≠ FIXT 571 lm - 3000K/CRI 80 - 220-240V / 7,9W - 720 lm ≠ FIXT 591 lm - 4000K/CRI 80 - 220-240V

2700K
Non Dimmable

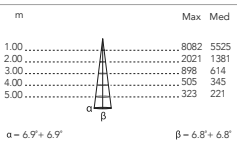
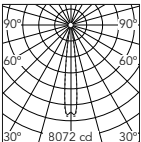
- F025B2BA001
- F025B2BA006
- F025B2BA012
- F025B2BA018
- F025B2BA030
- F025B2BA033

3000K
Non Dimmable

- F025B3BA001
- F025B3BA006
- F025B3BA012
- F025B3BA018
- F025B3BA030
- F025B3BA033

4000K
Non Dimmable

- F025B4BA001
- F025B4BA006
- F025B4BA012
- F025B4BA018
- F025B4BA030
- F025B4BA033



m	Max	Med
1.00	8082	5525
2.00	2021	1381
3.00	898	614
4.00	505	345
5.00	323	221

α = 6.9° + 6.9° β = 6.8° + 6.8°

@ 3000K

Optic Medium Flood 24,5°

Power Led: 7,9W - 671 lm ≠ FIXT 499 lm - 2700K/CRI 80 - 220-240V / 7,9W - 696 lm ≠ FIXT 518 lm - 3000K/CRI 80 - 220-240V / 7,9W - 720 lm ≠ FIXT 536 lm - 4000K/CRI 80 - 220-240V

2700K
Non Dimmable

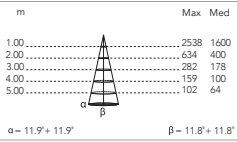
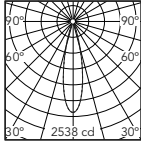
- F025B2CA001
- F025B2CA006
- F025B2CA012
- F025B2CA018
- F025B2CA030
- F025B2CA033

3000K
Non Dimmable

- F025B3CA001
- F025B3CA006
- F025B3CA012
- F025B3CA018
- F025B3CA030
- F025B3CA033

4000K
Non Dimmable

- F025B4CA001
- F025B4CA006
- F025B4CA012
- F025B4CA018
- F025B4CA030
- F025B4CA033



m	Max	Med
1.00	2538	1600
2.00	634	400
3.00	282	178
4.00	159	100
5.00	102	64

α = 11.9° + 11.9° β = 11.8° + 11.8°

@ 3000K

Optic Flood 32°

Power Led: 7,9W - 671 lm ≠ FIXT 482 lm - 2700K/CRI 80 - 220-240V / 7,9W - 696 lm ≠ FIXT 500 lm - 3000K/CRI 80 - 220-240V / 7,9W - 720 lm ≠ FIXT 518 lm - 4000K/CRI 80 - 220-240V

2700K
Non Dimmable

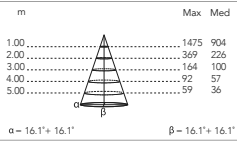
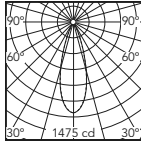
- F025B2DA001
- F025B2DA006
- F025B2DA012
- F025B2DA018
- F025B2DA030
- F025B2DA033

3000K
Non Dimmable

- F025B3DA001
- F025B3DA006
- F025B3DA012
- F025B3DA018
- F025B3DA030
- F025B3DA033

4000K
Non Dimmable

- F025B4DA001
- F025B4DA006
- F025B4DA012
- F025B4DA018
- F025B4DA030
- F025B4DA033



m	Max	Med
1.00	1475	904
2.00	369	226
3.00	164	100
4.00	92	57
5.00	59	36

α = 16.1° + 16.1° β = 16.1° + 16.1°

@ 3000K

Optic Wide Flood 49°

Power Led: 7,9W - 671 lm ≠ FIXT 480 lm - 2700K/CRI 80 - 220-240V / 7,9W - 696 lm ≠ FIXT 490 lm - 3000K/CRI 80 - 220-240V / 7,9W - 720 lm ≠ FIXT 505 lm - 4000K/CRI 80 - 220-240V

2700K

Non Dimmable

- F025B2EA001
- F025B2EA006
- F025B2EA012
- F025B2EA018
- F025B2EA030
- F025B2EA033

3000K

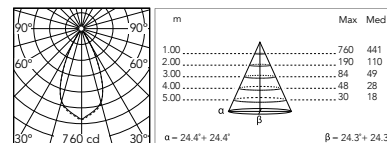
Non Dimmable

- F025B3EA001
- F025B3EA006
- F025B3EA012
- F025B3EA018
- F025B3EA030
- F025B3EA033

4000K

Non Dimmable

- F025B4EA001
- F025B4EA006
- F025B4EA012
- F025B4EA018
- F025B4EA030
- F025B4EA033



@ 3000K

Optic Elliptical 1 13,5° x 50°

Power Led: 7,9W - 671 lm ≠ FIXT 500 lm - 2700K/CRI 80 - 220-240V / 7,9W - 696 lm ≠ FIXT 519 lm - 3000K/CRI 80 - 220-240V / 7,9W - 720 lm ≠ FIXT 537 lm - 4000K/CRI 80 - 220-240V

2700K

Non Dimmable

- F025B2FA001
- F025B2FA006
- F025B2FA012
- F025B2FA018
- F025B2FA030
- F025B2FA033

3000K

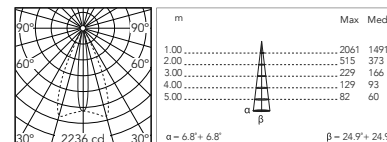
Non Dimmable

- F025B3FA001
- F025B3FA006
- F025B3FA012
- F025B3FA018
- F025B3FA030
- F025B3FA033

4000K

Non Dimmable

- F025B4FA001
- F025B4FA006
- F025B4FA012
- F025B4FA018
- F025B4FA030
- F025B4FA033



@ 3000K

Optic Elliptical 2 26° x 51°

Power Led: 7,9W - 671 lm ≠ FIXT 487 lm - 2700K/CRI 80 - 220-240V / 7,9W - 696 lm ≠ FIXT 505 lm - 3000K/CRI 80 - 220-240V / 7,9W - 720 lm ≠ FIXT 523 lm - 4000K/CRI 80 - 220-240V

2700K

Non Dimmable

- F025B2GA001
- F025B2GA006
- F025B2GA012
- F025B2GA018
- F025B2GA030
- F025B2GA033

3000K

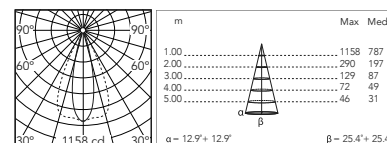
Non Dimmable

- F025B3GA001
- F025B3GA006
- F025B3GA012
- F025B3GA018
- F025B3GA030
- F025B3GA033

4000K

Non Dimmable

- F025B4GA001
- F025B4GA006
- F025B4GA012
- F025B4GA018
- F025B4GA030
- F025B4GA033



@ 3000K

Optic Wall Washer

Power Led: 7,9W - 671 lm ≠ FIXT 471 lm - 2700K/CRI 80 - 220-240V / 7,9W - 696 lm ≠ FIXT 489 lm - 3000K/CRI 80 - 220-240V / 7,9W - 720 lm ≠ FIXT 506 lm - 4000K/CRI 80 - 220-240V

2700K

Non Dimmable

- F025B2HA001
- F025B2HA006
- F025B2HA012
- F025B2HA018
- F025B2HA030
- F025B2HA033

3000K

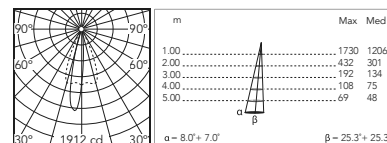
Non Dimmable

- F025B3HA001
- F025B3HA006
- F025B3HA012
- F025B3HA018
- F025B3HA030
- F025B3HA033

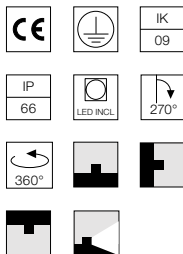
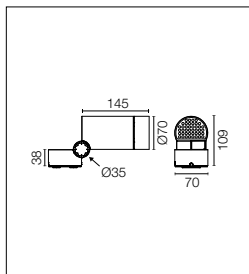
4000K

Non Dimmable

- F025B4HA001
- F025B4HA006
- F025B4HA012
- F025B4HA018
- F025B4HA030
- F025B4HA033



@ 3000K



Sorgente Power LED ad alta efficienza inclusa. Equipaggiato con snoot integrato per un maggiore comfort visivo; accessorio visor a taglio asimmetrico disponibile. Accessori collimatori disponibili per variare le aperture del fascio luminoso. Alimentazione elettrica 220-240V ON/OFF integrata. Base di fissaggio inclusa. Connessione elettrica da effettuarsi all'interno della base tramite connettore a tenuta stagna incluso; per garantire la tenuta è consigliabile utilizzare cavi flessibili idonei all'impiego in ambienti esterni. Accessorio picchetto per installazione a terra da ordinare separatamente. Versione dimmerabile 1-10V o DALI con alimentazione remoto 24Vdc a richiesta.

Energy-efficient Power LED source included. Equipped with an integrated snoot for higher visual comfort: the asymmetrical cut visor is available as an accessory. Collimators are available as an accessory to modify the beam opening. Integrated electric power supply 220-240V ON/OFF. Fixing plate included. The electrical connection is made on the inside of the plate by means of a watertight connector included. To guarantee its water tightness, it is recommended to use flexible cables designed for outdoor use. Ground spike for ground installations to be ordered separately. Upon request: 1-10V or DALI dimmable version with 24Vdc remote power supply.

Optic Spot 12°

Power Led: 10,5W - 920 lm ≠ FIXT 680 lm - 2700K/CRI 80 - 220-240V / 10,5W - 966 lm ≠ FIXT 706 lm - 3000K/CRI 80 - 220-240V / 10,5W - 1012 lm ≠ FIXT 730 lm - 4000K/CRI 80 - 220-240V

2700K

Non Dimmable

- F025C2BA001
- F025C2BA006
- F025C2BA012
- F025C2BA018
- F025C2BA030
- F025C2BA033

3000K

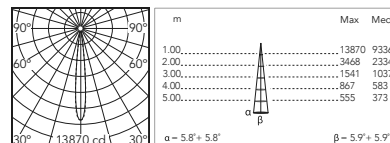
Non Dimmable

- F025C3BA001
- F025C3BA006
- F025C3BA012
- F025C3BA018
- F025C3BA030
- F025C3BA033

4000K

Non Dimmable

- F025C4BA001
- F025C4BA006
- F025C4BA012
- F025C4BA018
- F025C4BA030
- F025C4BA033



@ 3000K

Optic Medium Flood 26,5°

Power Led: 10,5W - 920 lm ≠ FIXT 594 lm - 2700K/CRI 80 - 220-240V / 10,5W - 966 lm ≠ FIXT 630 lm - 3000K/CRI 80 - 220-240V / 10,5W - 1012 lm ≠ FIXT 654 lm - 4000K/CRI 80 - 220-240V

2700K

Non Dimmable

- F025C2CA001
- F025C2CA006
- F025C2CA012
- F025C2CA018
- F025C2CA030
- F025C2CA033

3000K

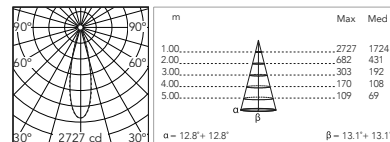
Non Dimmable

- F025C3CA001
- F025C3CA006
- F025C3CA012
- F025C3CA018
- F025C3CA030
- F025C3CA033

4000K

Non Dimmable

- F025C4CA001
- F025C4CA006
- F025C4CA012
- F025C4CA018
- F025C4CA030
- F025C4CA033



@ 3000K

Optic Flood 33,5°

Power Led: 10,5W - 920 lm ≠ FIXT 592 lm - 2700K/CRI 80 - 220-240V / 10,5W - 966 lm ≠ FIXT 627 lm - 3000K/CRI 80 - 220-240V / 10,5W - 1012 lm ≠ FIXT 651 lm - 4000K/CRI 80 - 220-240V

2700K

Non Dimmable

- F025C2DA001
- F025C2DA006
- F025C2DA012
- F025C2DA018
- F025C2DA030
- F025C2DA033

3000K

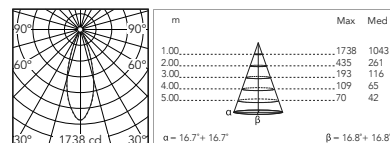
Non Dimmable

- F025C3DA001
- F025C3DA006
- F025C3DA012
- F025C3DA018
- F025C3DA030
- F025C3DA033

4000K

Non Dimmable

- F025C4DA001
- F025C4DA006
- F025C4DA012
- F025C4DA018
- F025C4DA030
- F025C4DA033



@ 3000K

Optic Wide Flood 50°

Power Led: 10,5W - 920 lm ≠ FIXT 591 lm - 2700K/CRI 80 - 220-240V / 10,5W - 966 lm ≠ FIXT 619 lm - 3000K/CRI 80 - 220-240V / 10,5W - 1012 lm ≠ FIXT 650 lm - 4000K/CRI 80 - 220-240V

2700K

Non Dimmable

- F025C2EA001
- F025C2EA006
- F025C2EA012
- F025C2EA018
- F025C2EA030
- F025C2EA033

3000K

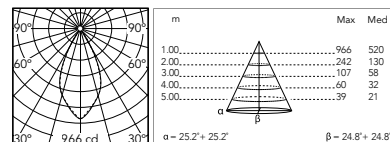
Non Dimmable

- F025C3EA001
- F025C3EA006
- F025C3EA012
- F025C3EA018
- F025C3EA030
- F025C3EA033

4000K

Non Dimmable

- F025C4EA001
- F025C4EA006
- F025C4EA012
- F025C4EA018
- F025C4EA030
- F025C4EA033



@ 3000K

Spine 1 Ultra Hp

Optic Elliptical 1 11,5° x 49°

Power Led: 10,5W - 920 lm ≠ FIXT 603 lm - 2700K/CRI 80 - 220-240V / 10,5W - 966 lm ≠ FIXT 639 lm - 3000K/CRI 80 - 220-240V / 10,5W - 1012 lm ≠ FIXT 663 lm - 4000K/CRI 80 - 220-240V

2700K

Non Dimmable

- F025C2FA001
- F025C2FA006
- F025C2FA012
- F025C2FA018
- F025C2FA030
- F025C2FA033

3000K

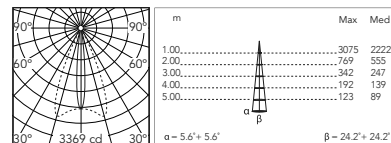
Non Dimmable

- F025C3FA001
- F025C3FA006
- F025C3FA012
- F025C3FA018
- F025C3FA030
- F025C3FA033

4000K

Non Dimmable

- F025C4FA001
- F025C4FA006
- F025C4FA012
- F025C4FA018
- F025C4FA030
- F025C4FA033



@ 3000K

Optic Elliptical 2 25,5° x 50°

Power Led: 10,5W - 920 lm ≠ FIXT 601 lm - 2700K/CRI 80 - 220-240V / 10,5W - 966 lm ≠ FIXT 624 lm - 3000K/CRI 80 - 220-240V / 10,5W - 1012 lm ≠ FIXT 645 lm - 4000K/CRI 80 - 220-240V

2700K

Non Dimmable

- F025C2GA001
- F025C2GA006
- F025C2GA012
- F025C2GA018
- F025C2GA030
- F025C2GA033

3000K

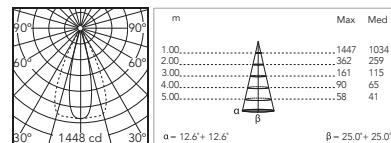
Non Dimmable

- F025C3GA001
- F025C3GA006
- F025C3GA012
- F025C3GA018
- F025C3GA030
- F025C3GA033

4000K

Non Dimmable

- F025C4GA001
- F025C4GA006
- F025C4GA012
- F025C4GA018
- F025C4GA030
- F025C4GA033



@ 3000K

Optic Wall Washer

Power Led: 10,5W - 920 lm ≠ FIXT 574 lm - 2700K/CRI 80 - 220-240V / 10,5W - 966 lm ≠ FIXT 609 lm - 3000K/CRI 80 - 220-240V / 10,5W - 1012 lm ≠ FIXT 631 lm - 4000K/CRI 80 - 220-240V

2700K

Non Dimmable

- F025C2HA001
- F025C2HA006
- F025C2HA012
- F025C2HA018
- F025C2HA030
- F025C2HA033

3000K

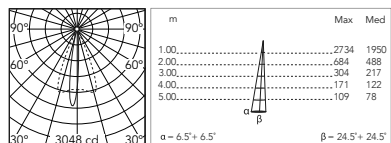
Non Dimmable

- F025C3HA001
- F025C3HA006
- F025C3HA012
- F025C3HA018
- F025C3HA030
- F025C3HA033

4000K

Non Dimmable

- F025C4HA001
- F025C4HA006
- F025C4HA012
- F025C4HA018
- F025C4HA030
- F025C4HA033



@ 3000K

Spine 1 Ultra: Accessori / Accessories

Visor

Visor


- F025Z050001
- F025Z050006
- F025Z050012
- F025Z050018
- F025Z050030
- F025Z050033



Picchetto per installazione nel terreno.

Ground spike.

F026Z010000



Honeycomb

Honeycomb Louvre

F025Z060000

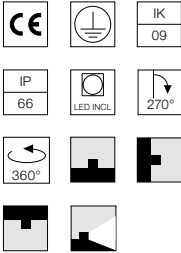
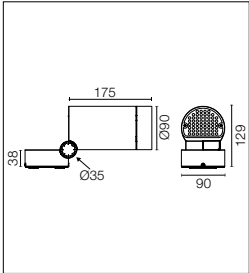


Lenti converter / Converter lenses:

- Converter Spine 1 Optic Medium Flood
- Converter Spine 1 Optic Flood
- Converter Spine 1 Optic Wide Flood
- Converter Spine 1 Optic Elliptic 1
- Converter Spine 1 Optic Elliptic 2
- Converter Spine 1 Optic Wall Washer

F029Z010000
F029Z011000
F029Z012000
F029Z013000
F029Z014000
F029Z015000





Sorgente Power LED. Equipaggiato con snoot integrato per un maggiore comfort visivo; accessorio visor a taglio asimmetrico disponibile. Accessori collimatori disponibili per variare le aperture del fascio luminoso. Alimentazione elettrica 220-240V ON/OFF e dimmerabile 1-10V o DALI integrata. Base di fissaggio inclusa. Connessione elettrica da effettuarsi all'interno della base tramite connettore a tenuta stagna incluso; per garantire la tenuta è consigliabile utilizzare cavi flessibili idonei all'impiego in ambienti esterni. Accessorio picchetto per installazione a terra da ordinare separatamente.

Power LED source included. Equipped with an integrated snoot for higher visual comfort: the asymmetrical cut visor is available as an accessory. Collimators are available as an accessory to modify the beam opening. Integrated electric power supply 220-240V ON/OFF and adjustable 1-10V or DALI. Fixing plate included. The electrical connection is made on the inside of the plate by means of a watertight connector included. To guarantee its water tightness, it is recommended to use flexible cables designed for outdoor use. Ground spike for ground installations to be ordered separately.

Optic Narrow Spot
2200K disponibile su richiesta.

Optic Narrow Spot
2200K available on request.

Optic Narrow Spot 6°

Power Led: 4,1W - 248 lm ≠ FIXT 230 lm - 2700K/CRI 80 - 220-240V / 4,1W - 258 lm ≠ FIXT 239 lm - 3000K/CRI 80 - 220-240V / 4,1W - 267 lm ≠ FIXT 247 lm - 4000K/CRI 80 - 220-240V

- 2700K**
Non Dimmable

 - F026B2AA001
 - F026B2AA006
 - F026B2AA012
 - F026B2AA018
 - F026B2AA030
 - F026B2AA033

1-10V

 - F026B2AB001
 - F026B2AB006
 - F026B2AB012
 - F026B2AB018
 - F026B2AB030
 - F026B2AB033

Dali

 - F026B2AD001
 - F026B2AD006
 - F026B2AD012
 - F026B2AD018
 - F026B2AD030
 - F026B2AD033
- 3000K**
Non Dimmable

 - F026B3AA001
 - F026B3AA006
 - F026B3AA012
 - F026B3AA018
 - F026B3AA030
 - F026B3AA033

1-10V

 - F026B3AB001
 - F026B3AB006
 - F026B3AB012
 - F026B3AB018
 - F026B3AB030
 - F026B3AB033

Dali

 - F026B3AD001
 - F026B3AD006
 - F026B3AD012
 - F026B3AD018
 - F026B3AD030
 - F026B3AD033

- 4000K**
Non Dimmable

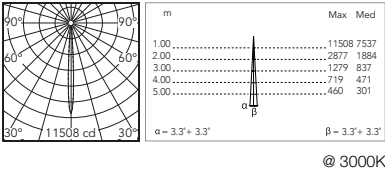
 - F026B4AA001
 - F026B4AA006
 - F026B4AA012
 - F026B4AA018
 - F026B4AA030
 - F026B4AA033

1-10V

 - F026B4AB001
 - F026B4AB006
 - F026B4AB012
 - F026B4AB018
 - F026B4AB030
 - F026B4AB033

Dali

 - F026B4AD001
 - F026B4AD006
 - F026B4AD012
 - F026B4AD018
 - F026B4AD030
 - F026B4AD033



Optic Spot 9,5°

Power Led: 10,5W - 920 lm ≠ FIXT 769 lm - 2700K/CRI 80 - 220-240V / 10,5W - 966 lm ≠ FIXT 808 lm - 3000K/CRI 80 - 220-240V / 10,5W - 1012 lm ≠ FIXT 846 lm - 4000K/CRI 80 - 220-240V

- 2700K**
Non Dimmable

 - F026B2BA001
 - F026B2BA006
 - F026B2BA012
 - F026B2BA018
 - F026B2BA030
 - F026B2BA033

1-10V

 - F026B2BB001
 - F026B2BB006
 - F026B2BB012
 - F026B2BB018
 - F026B2BB030
 - F026B2BB033

Dali

 - F026B2BD001
 - F026B2BD006
 - F026B2BD012
 - F026B2BD018
 - F026B2BD030
 - F026B2BD033
- 3000K**
Non Dimmable

 - F026B3BA001
 - F026B3BA006
 - F026B3BA012
 - F026B3BA018
 - F026B3BA030
 - F026B3BA033

1-10V

 - F026B3BB001
 - F026B3BB006
 - F026B3BB012
 - F026B3BB018
 - F026B3BB030
 - F026B3BB033

Dali

 - F026B3BD001
 - F026B3BD006
 - F026B3BD012
 - F026B3BD018
 - F026B3BD030
 - F026B3BD033

- 4000K**
Non Dimmable

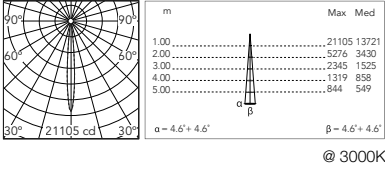
 - F026B4BA001
 - F026B4BA006
 - F026B4BA012
 - F026B4BA018
 - F026B4BA030
 - F026B4BA033

1-10V

 - F026B4BB001
 - F026B4BB006
 - F026B4BB012
 - F026B4BB018
 - F026B4BB030
 - F026B4BB033

Dali

 - F026B4BD001
 - F026B4BD006
 - F026B4BD012
 - F026B4BD018
 - F026B4BD030
 - F026B4BD033



Optic Medium Flood 28°

Power Led: 10,5W - 920 lm ≠ FIXT 715 lm - 2700K/CRI 80 - 220-240V / 10,5W - 966 lm ≠ FIXT 742 lm - 3000K/CRI 80 - 220-240V / 10,5W - 1012 lm ≠ FIXT 767 lm - 4000K/CRI 80 - 220-240V

2700K

Non Dimmable

- F026B2CA001
- F026B2CA006
- F026B2CA012
- F026B2CA018
- F026B2CA030
- F026B2CA033
- 1-10V
- F026B2CB001
- F026B2CB006
- F026B2CB012
- F026B2CB018
- F026B2CB030
- F026B2CB033
- Dali
- F026B2CD001
- F026B2CD006
- F026B2CD012
- F026B2CD018
- F026B2CD030
- F026B2CD033

3000K

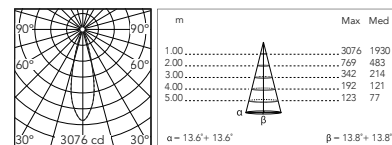
Non Dimmable

- F026B3CA001
- F026B3CA006
- F026B3CA012
- F026B3CA018
- F026B3CA030
- F026B3CA033
- 1-10V
- F026B3CB001
- F026B3CB006
- F026B3CB012
- F026B3CB018
- F026B3CB030
- F026B3CB033
- Dali
- F026B3CD001
- F026B3CD006
- F026B3CD012
- F026B3CD018
- F026B3CD030
- F026B3CD033

4000K

Non Dimmable

- F026B4CA001
- F026B4CA006
- F026B4CA012
- F026B4CA018
- F026B4CA030
- F026B4CA033
- 1-10V
- F026B4CB001
- F026B4CB006
- F026B4CB012
- F026B4CB018
- F026B4CB030
- F026B4CB033
- Dali
- F026B4CD001
- F026B4CD006
- F026B4CD012
- F026B4CD018
- F026B4CD030
- F026B4CD033



@ 3000K

Optic Flood 33°

Power Led: 10,5W - 920 lm ≠ FIXT 695 lm - 2700K/CRI 80 - 220-240V / 10,5W - 966 lm ≠ FIXT 721 lm - 3000K/CRI 80 - 220-240V / 10,5W - 1012 lm ≠ FIXT 746 lm - 4000K/CRI 80 - 220-240V

2700K

Non Dimmable

- F026B2DA001
- F026B2DA006
- F026B2DA012
- F026B2DA018
- F026B2DA030
- F026B2DA033
- 1-10V
- F026B2DB001
- F026B2DB006
- F026B2DB012
- F026B2DB018
- F026B2DB030
- F026B2DB033
- Dali
- F026B2DD001
- F026B2DD006
- F026B2DD012
- F026B2DD018
- F026B2DD030
- F026B2DD033

3000K

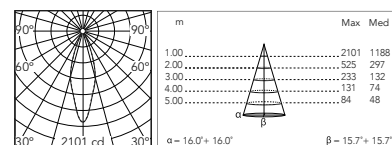
Non Dimmable

- F026B3DA001
- F026B3DA006
- F026B3DA012
- F026B3DA018
- F026B3DA030
- F026B3DA033
- 1-10V
- F026B3DB001
- F026B3DB006
- F026B3DB012
- F026B3DB018
- F026B3DB030
- F026B3DB033
- Dali
- F026B3DD001
- F026B3DD006
- F026B3DD012
- F026B3DD018
- F026B3DD030
- F026B3DD033

4000K

Non Dimmable

- F026B4DA001
- F026B4DA006
- F026B4DA012
- F026B4DA018
- F026B4DA030
- F026B4DA033
- 1-10V
- F026B4DB001
- F026B4DB006
- F026B4DB012
- F026B4DB018
- F026B4DB030
- F026B4DB033
- Dali
- F026B4DD001
- F026B4DD006
- F026B4DD012
- F026B4DD018
- F026B4DD030
- F026B4DD033



@ 3000K

Optic Wide Flood 51°

Power Led: 10,5W - 920 lm ≠ FIXT 711 lm - 2700K/CRI 80 - 220-240V / 10,5W - 966 lm ≠ FIXT 741 lm - 3000K/CRI 80 - 220-240V / 10,5W - 1012 lm ≠ FIXT 778 lm - 4000K/CRI 80 - 220-240V

2700K

Non Dimmable

- F026B2EA001
- F026B2EA006
- F026B2EA012
- F026B2EA018
- F026B2EA030
- F026B2EA033
- 1-10V
- F026B2EB001
- F026B2EB006
- F026B2EB012
- F026B2EB018
- F026B2EB030
- F026B2EB033
- Dali
- F026B2ED001
- F026B2ED006
- F026B2ED012
- F026B2ED018
- F026B2ED030
- F026B2ED033

3000K

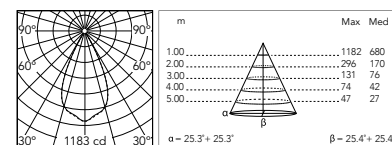
Non Dimmable

- F026B3EA001
- F026B3EA006
- F026B3EA012
- F026B3EA018
- F026B3EA030
- F026B3EA033
- 1-10V
- F026B3EB001
- F026B3EB006
- F026B3EB012
- F026B3EB018
- F026B3EB030
- F026B3EB033
- Dali
- F026B3ED001
- F026B3ED006
- F026B3ED012
- F026B3ED018
- F026B3ED030
- F026B3ED033

4000K

Non Dimmable

- F026B4EA001
- F026B4EA006
- F026B4EA012
- F026B4EA018
- F026B4EA030
- F026B4EA033
- 1-10V
- F026B4EB001
- F026B4EB006
- F026B4EB012
- F026B4EB018
- F026B4EB030
- F026B4EB033
- Dali
- F026B4ED001
- F026B4ED006
- F026B4ED012
- F026B4ED018
- F026B4ED030
- F026B4ED033



@ 3000K

Optic Elliptical 1 9,5° x 48°

Power Led: 10,5W - 920 lm ≠ FIXT 717 lm - 2700K/CRI 80 - 220-240V / 10,5W - 966 lm ≠ FIXT 744 lm - 3000K/CRI 80 - 220-240V / 10,5W - 1012 lm ≠ FIXT 770 lm - 4000K/CRI 80 - 220-240V

2700K

Non Dimmable

○ F026B2FA001

● F026B2FA006

● F026B2FA012

● F026B2FA018

● F026B2FA030

● F026B2FA033

1-10V

○ F026B2FB001

● F026B2FB006

● F026B2FB012

● F026B2FB018

● F026B2FB030

● F026B2FB033

Dali

○ F026B2FD001

● F026B2FD006

● F026B2FD012

● F026B2FD018

● F026B2FD030

● F026B2FD033

3000K

Non Dimmable

○ F026B3FA001

● F026B3FA006

● F026B3FA012

● F026B3FA018

● F026B3FA030

● F026B3FA033

1-10V

○ F026B3FB001

● F026B3FB006

● F026B3FB012

● F026B3FB018

● F026B3FB030

● F026B3FB033

Dali

○ F026B3FD001

● F026B3FD006

● F026B3FD012

● F026B3FD018

● F026B3FD030

● F026B3FD033

4000K

Non Dimmable

○ F026B4FA001

● F026B4FA006

● F026B4FA012

● F026B4FA018

● F026B4FA030

● F026B4FA033

1-10V

○ F026B4FB001

● F026B4FB006

● F026B4FB012

● F026B4FB018

● F026B4FB030

● F026B4FB033

Dali

○ F026B4FD001

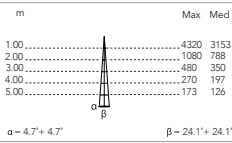
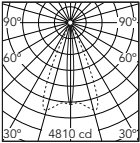
● F026B4FD006

● F026B4FD012

● F026B4FD018

● F026B4FD030

● F026B4FD033



@ 3000K

Optic Elliptical 2 24° x 50°

Power Led: 10,5W - 920 lm ≠ FIXT 699 lm - 2700K/CRI 80 - 220-240V / 10,5W - 966 lm ≠ FIXT 725 lm - 3000K/CRI 80 - 220-240V / 10,5W - 1012 lm ≠ FIXT 750 lm - 4000K/CRI 80 - 220-240V

2700K

Non Dimmable

○ F026B2GA001

● F026B2GA006

● F026B2GA012

● F026B2GA018

● F026B2GA030

● F026B2GA033

1-10V

○ F026B2GB001

● F026B2GB006

● F026B2GB012

● F026B2GB018

● F026B2GB030

● F026B2GB033

Dali

○ F026B2GD001

● F026B2GD006

● F026B2GD012

● F026B2GD018

● F026B2GD030

● F026B2GD033

3000K

Non Dimmable

○ F026B3GA001

● F026B3GA006

● F026B3GA012

● F026B3GA018

● F026B3GA030

● F026B3GA033

1-10V

○ F026B3GB001

● F026B3GB006

● F026B3GB012

● F026B3GB018

● F026B3GB030

● F026B3GB033

Dali

○ F026B3GD001

● F026B3GD006

● F026B3GD012

● F026B3GD018

● F026B3GD030

● F026B3GD033

4000K

Non Dimmable

○ F026B4GA001

● F026B4GA006

● F026B4GA012

● F026B4GA018

● F026B4GA030

● F026B4GA033

1-10V

○ F026B4GB001

● F026B4GB006

● F026B4GB012

● F026B4GB018

● F026B4GB030

● F026B4GB033

Dali

○ F026B4GD001

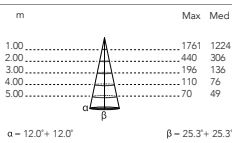
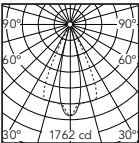
● F026B4GD006

● F026B4GD012

● F026B4GD018

● F026B4GD030

● F026B4GD033



@ 3000K

Optic Wall Washer

Power Led: 10,5W - 920 lm ≠ FIXT 673 lm - 2700K/CRI 80 - 220-240V / 10,5W - 966 lm ≠ FIXT 698 lm - 3000K/CRI 80 - 220-240V / 10,5W - 1012 lm ≠ FIXT 672 lm - 4000K/CRI 80 - 220-240V

2700K

Non Dimmable

○ F026B2HA001

● F026B2HA006

● F026B2HA012

● F026B2HA018

● F026B2HA030

● F026B2HA033

1-10V

○ F026B2HB001

● F026B2HB006

● F026B2HB012

● F026B2HB018

● F026B2HB030

● F026B2HB033

Dali

○ F026B2HD001

● F026B2HD006

● F026B2HD012

● F026B2HD018

● F026B2HD030

● F026B2HD033

3000K

Non Dimmable

○ F026B3HA001

● F026B3HA006

● F026B3HA012

● F026B3HA018

● F026B3HA030

● F026B3HA033

1-10V

○ F026B3HB001

● F026B3HB006

● F026B3HB012

● F026B3HB018

● F026B3HB030

● F026B3HB033

Dali

○ F026B3HD001

● F026B3HD006

● F026B3HD012

● F026B3HD018

● F026B3HD030

● F026B3HD033

4000K

Non Dimmable

○ F026B4HA001

● F026B4HA006

● F026B4HA012

● F026B4HA018

● F026B4HA030

● F026B4HA033

1-10V

○ F026B4HB001

● F026B4HB006

● F026B4HB012

● F026B4HB018

● F026B4HB030

● F026B4HB033

Dali

○ F026B4HD001

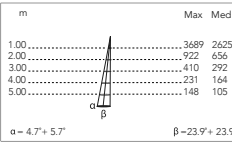
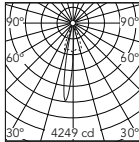
● F026B4HD006

● F026B4HD012

● F026B4HD018

● F026B4HD030

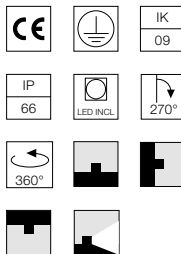
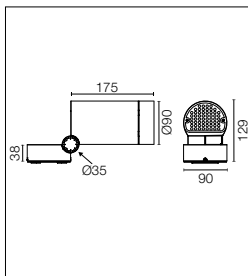
● F026B4HD033



@ 3000K

Spine

46



Sorgente Power LED ad alta efficienza inclusa. Equipaggiato con snoot integrato per un maggiore comfort visivo; accessorio visor a taglio asimmetrico disponibile. Accessori collimatori disponibili per variare le aperture del fascio luminoso. Alimentazione elettrica 220-240V ON/OFF e dimmerabile 1-10V o DALI integrata. Base di fissaggio inclusa. Connessione elettrica da effettuarsi all'interno della base tramite connettore a tenuta stagna incluso; per garantire la tenuta è consigliabile utilizzare cavi flessibili idonei all'impiego in ambienti esterni. Accessorio picchetto per installazione a terra da ordinare separatamente.

Energy-efficient Power LED source included. Equipped with an integrated snoot for higher visual comfort: the asymmetrical cut visor is available as an accessory. Collimators are available as an accessory to modify the beam opening. Integrated electric power supply 220-240V ON/OFF and adjustable 1-10V or DALI. Fixing plate included. The electrical connection is made on the inside of the plate by means of a watertight connector included. To guarantee its watertightness, it is recommended to use flexible cables designed for outdoor use. Ground spike for ground installations to be ordered separately.

2200K disponibile su richiesta.

2200K available on request.

Optic Spot 14,5°

Power Led: 17W - 1739 lm ≠ FIXT 1443 lm - 2700K/CRI 80 - 220-240V / 17W - 1803 lm ≠ FIXT 1497 lm - 3000K/CRI 80 - 220-240V / 17W - 1868 lm ≠ FIXT 1548 lm - 4000K/CRI 80 - 220-240V

2700K

Non Dimmable

- F026C2BA001
- F026C2BA006
- F026C2BA012
- F026C2BA018
- F026C2BA030
- F026C2BA033
- 1-10V
- F026C2BB001
- F026C2BB006
- F026C2BB012
- F026C2BB018
- F026C2BB030
- F026C2BB033
- Dali
- F026C2BD001
- F026C2BD006
- F026C2BD012
- F026C2BD018
- F026C2BD030
- F026C2BD033

3000K

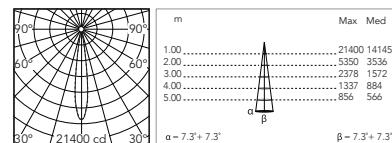
Non Dimmable

- F026C3BA001
- F026C3BA006
- F026C3BA012
- F026C3BA018
- F026C3BA030
- F026C3BA033
- 1-10V
- F026C3BB001
- F026C3BB006
- F026C3BB012
- F026C3BB018
- F026C3BB030
- F026C3BB033
- Dali
- F026C3BD001
- F026C3BD006
- F026C3BD012
- F026C3BD018
- F026C3BD030
- F026C3BD033

4000K

Non Dimmable

- F026C4BA001
- F026C4BA006
- F026C4BA012
- F026C4BA018
- F026C4BA030
- F026C4BA033
- 1-10V
- F026C4BB001
- F026C4BB006
- F026C4BB012
- F026C4BB018
- F026C4BB030
- F026C4BB033
- Dali
- F026C4BD001
- F026C4BD006
- F026C4BD012
- F026C4BD018
- F026C4BD030
- F026C4BD033



@ 3000K

Optic Medium Flood 26°

Power Led: 17W - 1739 lm ≠ FIXT 1336 lm - 2700K/CRI 80 - 220-240V / 17W - 1803 lm ≠ FIXT 1386 lm - 3000K/CRI 80 - 220-240V / 17W - 1868 lm ≠ FIXT 1434 lm - 4000K/CRI 80 - 220-240V

2700K

Non Dimmable

- F026C2CA001
- F026C2CA006
- F026C2CA012
- F026C2CA018
- F026C2CA030
- F026C2CA033
- 1-10V
- F026C2CB001
- F026C2CB006
- F026C2CB012
- F026C2CB018
- F026C2CB030
- F026C2CB033
- Dali
- F026C2CD001
- F026C2CD006
- F026C2CD012
- F026C2CD018
- F026C2CD030
- F026C2CD033

3000K

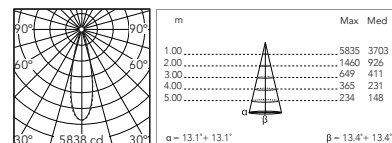
Non Dimmable

- F026C3CA001
- F026C3CA006
- F026C3CA012
- F026C3CA018
- F026C3CA030
- F026C3CA033
- 1-10V
- F026C3CB001
- F026C3CB006
- F026C3CB012
- F026C3CB018
- F026C3CB030
- F026C3CB033
- Dali
- F026C3CD001
- F026C3CD006
- F026C3CD012
- F026C3CD018
- F026C3CD030
- F026C3CD033

4000K

Non Dimmable

- F026C4CA001
- F026C4CA006
- F026C4CA012
- F026C4CA018
- F026C4CA030
- F026C4CA033
- 1-10V
- F026C4CB001
- F026C4CB006
- F026C4CB012
- F026C4CB018
- F026C4CB030
- F026C4CB033
- Dali
- F026C4CD001
- F026C4CD006
- F026C4CD012
- F026C4CD018
- F026C4CD030
- F026C4CD033



@ 3000K

Optic Flood 36°

m	Max	Med
1.00	3330	2024
2.00	832	506
3.00	370	225
4.00	208	126
5.00	133	81

$\alpha = 17.9^\circ + 17.9^\circ$
 $\beta = 18.1^\circ + 18.1^\circ$

@ 3000K

m	1983	1138
1.00	496	285
2.00	220	126
3.00	124	71
4.00	79	46
5.00		

$\alpha = 26.2^\circ + 26.2^\circ$ $\beta = 26.4^\circ + 26.4^\circ$

@ 3000K

Figure 10 consists of two parts. The left part is a polar plot showing the illuminance distribution of a circular luminaire. The plot has concentric circles representing illuminance levels (300, 600, 1200, 2400, 4800, 9600, 19200, 38400, 76800, 153600, 307200, 614400, 1228800, 2457600, 4915200, 9830400, 19660800, 39321600, 78643200, 157286400, 314572800, 629145600, 1258291200, 2516582400, 5033164800, 10066329600, 20132659200, 40265318400, 80530636800, 161061273600, 322122547200, 644245094400, 1288490188800, 2576980377600, 5153960755200, 10307921510400, 20615843020800, 41231686041600, 82463372083200, 164926744166400, 329853488332800, 659706976665600, 1319413953331200, 2638827906662400, 5277655813324800, 10555311626649600, 21110623253299200, 42221246506598400, 84442493013196800, 168884986026393600, 337769972052787200, 675539944105574400, 1351079888211148800, 2702159776422297600, 5404319552844595200, 10808639105689190400, 21617278211378380800, 43234556422756761600, 86469112845513523200, 172938225691027046400, 345876451382054092800, 691752902764108185600, 1383505805528216371200, 2767011611056432742400, 5534023222112865484800, 11068046444225730969600, 22136092888451461939200, 44272185776902923878400, 88544371553805847756800, 177088743107611695513600, 354177486215223391027200, 708354972430446782054400, 1416709944860893564108800, 2833419889721787128217600, 5666839779443574256435200, 11333679558887148512870400, 22667359117774297025740800, 45334718235548594051481600, 90669436471097188102963200, 181338872942194376205926400, 362677745884388752411852800, 725355491768777504823705600, 1450710983537555009647411200, 2901421967075110019294822400, 5802843934150220038589644800, 11605687868300440077179289600, 23211375736600880154358579200, 46422751473201760308717158400, 92845502946403520617434316800, 185691005892807041234868633600, 371382011785614082469737267200, 742764023571228164939474534400, 1485528047142456329878949068800, 2971056094284912659757898137600, 5942112188569825319515796275200, 11884224377139650639031592550400, 23768448754279301278063185100800, 47536897508558602556126370201600, 95073795017117205112252740403200, 190147590034234410224505480806400, 380295180068468820449010961612800, 760590360136937640898021923225600, 1521180720273875281796043846451200, 3042361440547750563592087692902400, 6084722881095501127184175385804800, 12169445762191002254368350771609600, 24338891524382004508736701543219200, 48677783048764009017473403086438400, 97355566097528018034946806172876800, 194711132195056036069893612345753600, 389422264390112072139787224691507200, 778844528780224144279574449383014400, 1557689057560448288559148898766028800, 3115378115120896577118297797532057600, 6230756230241793154236595595064115200, 12461512460483586308473191190128230400, 24923024920967172616946382380256460800, 49846049841934345233892764760512921600, 99692099683868690467785529521025843200, 199384199367737380935571059042051686400, 398768398735474761871142118084103372800, 797536797470949523742284236168206745600, 1595073594941899047484568472336413491200, 3190147189883798094969136944672826982400, 6380294379767596189938273889345653964800, 12760588759535192379876547778691307929600, 25521177519070384759753095557382615859200, 51042355038140769519506191114765231718400, 102084710076281539039012382229530463436800, 204169420152563078078024764459060926873600, 408338840305126156156049528918121853747200, 816677680610252312312099057836243707494400, 1633355361220504624624198115672487414988800, 3266710722441009249248396231344974829977600, 6533421444882018498496792462689949659955200, 13066842889764036996993584925379899319910400, 26133685779528073993987169850759798639820800, 52267371559056147987974339701519597279641600, 104534743118112295975948679403039194559283200, 209069486236224591951897358806078389118566400, 418138972472449183903794717612156778237132800, 836277944944898367807589435224313556474265600, 1672555889889796735615178870448627112948531200, 3345111779779593471230357740897254225897062400, 6690223559559186942460715481794508451794124800, 13380447119118373884921430963589016903588249600, 26760894238236747769842861927178033807176499200, 53521788476473

Spine 2 Ultra Hp

Optic Elliptical 2 25° x 52°

Power Led: 17W - 1739 lm ≠ FIXT 1298 lm - 2700K/CRI 80 - 220-240V / 17W - 1803 lm ≠ FIXT 1351 lm - 3000K/CRI 80 - 220-240V / 17W - 1868 lm ≠ FIXT 1393 lm - 4000K/CRI 80 - 220-240V

2700K

Non Dimmable

- F026C2GA001
 - F026C2GA006
 - F026C2GA012
 - F026C2GA018
 - F026C2GA030
 - F026C2GA033
- 1-10V
- F026C2GB001
 - F026C2GB006
 - F026C2GB012
 - F026C2GB018
 - F026C2GB030
 - F026C2GB033
- Dali
- F026C2GD001
 - F026C2GD006
 - F026C2GD012
 - F026C2GD018
 - F026C2GD030
 - F026C2GD033

3000K

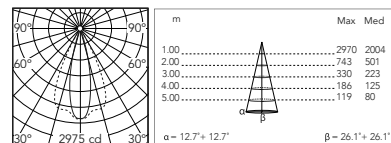
Non Dimmable

- F026C3GA001
 - F026C3GA006
 - F026C3GA012
 - F026C3GA018
 - F026C3GA030
 - F026C3GA033
- 1-10V
- F026C3GB001
 - F026C3GB006
 - F026C3GB012
 - F026C3GB018
 - F026C3GB030
 - F026C3GB033
- Dali
- F026C3GD001
 - F026C3GD006
 - F026C3GD012
 - F026C3GD018
 - F026C3GD030
 - F026C3GD033

4000K

Non Dimmable

- F026C4GA001
 - F026C4GA006
 - F026C4GA012
 - F026C4GA018
 - F026C4GA030
 - F026C4GA033
- 1-10V
- F026C4GB001
 - F026C4GB006
 - F026C4GB012
 - F026C4GB018
 - F026C4GB030
 - F026C4GB033
- Dali
- F026C4GD001
 - F026C4GD006
 - F026C4GD012
 - F026C4GD018
 - F026C4GD030
 - F026C4GD033



@ 3000K

Optic Wall Washer

Power Led: 17W - 1739 lm ≠ FIXT 1277 lm - 2700K/CRI 80 - 220-240V / 17W - 1803 lm ≠ FIXT 1325 lm - 3000K/CRI 80 - 220-240V / 17W - 1868 lm ≠ FIXT 1370 lm - 4000K/CRI 80 - 220-240V

2700K

Non Dimmable

- F026C2HA001
 - F026C2HA006
 - F026C2HA012
 - F026C2HA018
 - F026C2HA030
 - F026C2HA033
- 1-10V
- F026C2HB001
 - F026C2HB006
 - F026C2HB012
 - F026C2HB018
 - F026C2HB030
 - F026C2HB033
- Dali
- F026C2HD001
 - F026C2HD006
 - F026C2HD012
 - F026C2HD018
 - F026C2HD030
 - F026C2HD033

3000K

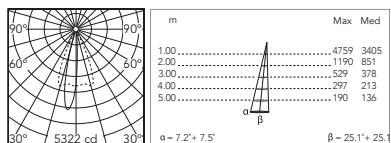
Non Dimmable

- F026C3HA001
 - F026C3HA006
 - F026C3HA012
 - F026C3HA018
 - F026C3HA030
 - F026C3HA033
- 1-10V
- F026C3HB001
 - F026C3HB006
 - F026C3HB012
 - F026C3HB018
 - F026C3HB030
 - F026C3HB033
- Dali
- F026C3HD001
 - F026C3HD006
 - F026C3HD012
 - F026C3HD018
 - F026C3HD030
 - F026C3HD033

4000K

Non Dimmable

- F026C4HA001
 - F026C4HA006
 - F026C4HA012
 - F026C4HA018
 - F026C4HA030
 - F026C4HA033
- 1-10V
- F026C4HB001
 - F026C4HB006
 - F026C4HB012
 - F026C4HB018
 - F026C4HB030
 - F026C4HB033
- Dali
- F026C4HD001
 - F026C4HD006
 - F026C4HD012
 - F026C4HD018
 - F026C4HD030
 - F026C4HD033



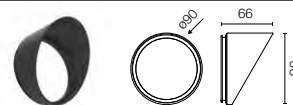
@ 3000K

Spine 2 Ultra: Accessori / Accessories

Visor

Visor

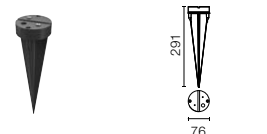
- F026Z050001
- F026Z050006
- F026Z050012
- F026Z050018
- F026Z050030
- F026Z050033



Picchetto per installazione nel terreno.

Ground spike.

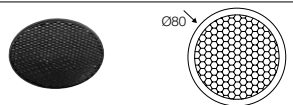
F026Z010000



Honeycomb

Honeycomb Louvre

F026Z060000



Lenti converter / Converter lenses:


- Converter Spine 2 Optic Medium Flood
- Converter Spine 2 Optic Flood
- Converter Spine 2 Optic Wide Flood
- Converter Spine 2 Optic Elliptic 1
- Converter Spine 2 Optic Elliptic 2
- Converter Spine 2 Optic Wall Washer

F029Z020000
F029Z021000
F029Z022000
F029Z023000
F029Z024000
F029Z025000



Spine

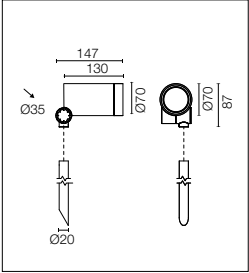

Spine F









Un supporto speciale da installare facilmente nel terreno per aumentare la versatilità del prodotto.

A special rod can be easily installed in the ground increasing the product versatility.

Spine F 1 Absolute





Sorgente COB LED inclusa.
Alimentazione elettrica 220-240V ON/OFF integrata. Dotata di spezzone di cavo uscente in neoprene da 5m (10m a richiesta) per connessione elettrica remota; per garantire la tenuta è consigliabile utilizzare cavi flessibili idonei all'impiego in ambienti esterni. Accessorio asta per installazione a terra disponibile in due lunghezze da ordinare separatamente.
Versione dimmerabile 1-10V o DALI con alimentatore remoto 24Vdc a richiesta.

LED COB light source included.
Integrated electric power supply 220-240V ON/OFF. Equipped with a 5m neoprene cable (10m upon request) for remote connection. To guarantee its water tightness, it is recommended to use flexible cables designed for outdoor use. The rod for ground installations is available in two sizes and needs to be ordered separately.
Upon request: 1-10V or DALI dimmable version with 24Vdc remote power supply.

Optic Spot 15°

CoB Led: 11W - 1247 lm ≠ FIXT 923 lm - 2700K/CRI 80 - 220-240V / 11W - 1325 lm ≠ FIXT 982 lm - 3000K/CRI 80 - 220-240V / 11W - 1364 lm ≠ FIXT 1011 lm - 4000K/CRI 80 - 220-240V

2700K
Non Dimmable

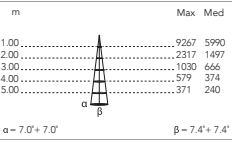
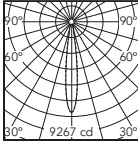
- F025F2BA001
- F025F2BA006
- F025F2BA012
- F025F2BA018
- F025F2BA030
- F025F2BA033

3000K
Non Dimmable

- F025F3BA001
- F025F3BA006
- F025F3BA012
- F025F3BA018
- F025F3BA030
- F025F3BA033

4000K
Non Dimmable

- F025F4BA001
- F025F4BA006
- F025F4BA012
- F025F4BA018
- F025F4BA030
- F025F4BA033



m	Max	Med
1.00	9267	5990
2.00	2317	1497
3.00	1030	666
4.00	579	374
5.00	371	240

α = 7.0° + 7.0° β = 7.4° + 7.4°

@ 3000K

Optic Medium Flood 33°

CoB Led: 11W - 1247 lm ≠ FIXT 906 lm - 2700K/CRI 80 - 220-240V / 11W - 1325 lm ≠ FIXT 964 lm - 3000K/CRI 80 - 220-240V / 11W - 1364 lm ≠ FIXT 993 lm - 4000K/CRI 80 - 220-240V

2700K
Non Dimmable

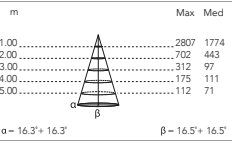
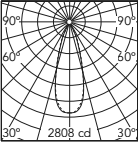
- F025F2CA001
- F025F2CA006
- F025F2CA012
- F025F2CA018
- F025F2CA030
- F025F2CA033

3000K
Non Dimmable

- F025F3CA001
- F025F3CA006
- F025F3CA012
- F025F3CA018
- F025F3CA030
- F025F3CA033

4000K
Non Dimmable

- F025F4CA001
- F025F4CA006
- F025F4CA012
- F025F4CA018
- F025F4CA030
- F025F4CA033


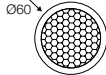

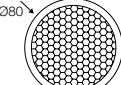

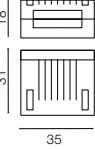

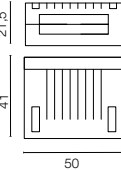


m	Max	Med
1.00	2807	1774
2.00	702	443
3.00	312	97
4.00	175	111
5.00	112	71


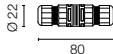

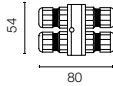
α = 16.3° + 16.3° β = 16.5° + 16.5°

@ 3000K

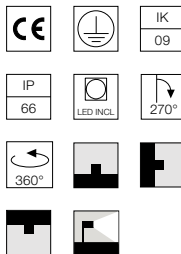
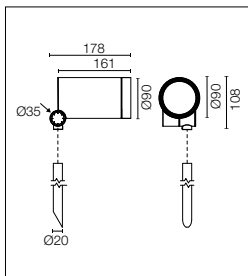
Spine F 1 / F 2 Absolute: Accessori / Accessories

Honeycomb	Honeycomb Louvre	Spine F 1 F025Z060000	 
Honeycomb	Honeycomb Louvre	Spine F 2 F026Z060000	 
Gelbox IPX8 per connessione elettrica.	Gelbox IPX8 for splicing connectors.	Spine F 1 F990C100000	 
Gelbox IPX8 per connessione elettrica.	Gelbox IPX8 for splicing connectors.	Spine F 2 F990C110000	 

Spine F 1 / F 2 Absolute: Accessori per versioni non dimmable / Accessories for non-dimmable versions

Sistema di giunzione IP68 H2O Stop anti-condensa a 2 vie 4 poli.	2 way terminal block 4 poles IP68 H2O Stop.	F990C00A000	 
Sistema di giunzione IP68 H2O Stop anti-condensa a 3/4 vie 4 poli. (Ø5,5÷12mm cavo).	3/4 way terminal block 4 poles IP68 H2O Stop. (Ø5,5÷12mm cable).	F990C010000	 

52



Sorgente COB LED inclusa. Alimentazione elettrica 220-240V ON/ OFF e dimmerabile 1-10V o DALI integrata. Dotata di spezzone di cavo uscente in neoprene da 5m (10m a richiesta) per connessione elettrica remota; per garantire la tenuta è consigliabile utilizzare cavi flessibili idonei all'impiego in ambienti esterni. Accessorio asta per installazione a terra disponibile in due lunghezze da ordinare separatamente.

LED COB light source included. Integrated electric power supply 220-240V ON/OFF and adjustable 1-10V or DALI. Equipped with a 5m neoprene cable (10m upon request) for remote connection. To guarantee its water tightness, it is recommended to use flexible cables designed for outdoor use. The rod for ground installations is available in two sizes and to be ordered separately.

Optic Spot 22°

CoB Led: 19,5W - 2197 lm ≠ FIXT 1939 lm - 2700K/CRI 80 - 220-240V / 19,5W - 2367 lm ≠ FIXT 2085 lm - 3000K/CRI 80 - 220-240V / 19,5W - 2497 lm ≠ FIXT 2120 lm - 4000K/CRI 80 - 220-240V

2700K

Non Dimmable

- F026F2BA001
- F026F2BA006
- F026F2BA012
- F026F2BA018
- F026F2BA030
- F026F2BA033
- 1-10V
- F026F2BB001
- F026F2BB006
- F026F2BB012
- F026F2BB018
- F026F2BB030
- F026F2BB033
- Dali
- F026F2BD001
- F026F2BD006
- F026F2BD012
- F026F2BD018
- F026F2BD030
- F026F2BD033

3000K

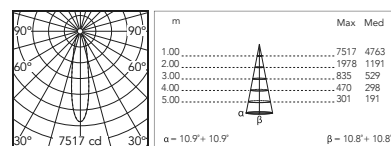
Non Dimmable

- F026F3BA001
- F026F3BA006
- F026F3BA012
- F026F3BA018
- F026F3BA030
- F026F3BA033
- 1-10V
- F026F3BB001
- F026F3BB006
- F026F3BB012
- F026F3BB018
- F026F3BB030
- F026F3BB033
- Dali
- F026F3BD001
- F026F3BD006
- F026F3BD012
- F026F3BD018
- F026F3BD030
- F026F3BD033

4000K

Non Dimmable

- F026F4BA001
- F026F4BA006
- F026F4BA012
- F026F4BA018
- F026F4BA030
- F026F4BA033
- 1-10V
- F026F4BB001
- F026F4BB006
- F026F4BB012
- F026F4BB018
- F026F4BB030
- F026F4BB033
- Dali
- F026F4BD001
- F026F4BD006
- F026F4BD012
- F026F4BD018
- F026F4BD030
- F026F4BD033



@ 3000K

Optic Medium Flood 43°

CoB Led: 19,5W - 2197 lm ≠ FIXT 2026 lm - 2700K/CRI 80 - 220-240V / 19,5W - 2367 lm ≠ FIXT 2178 lm - 3000K/CRI 80 - 220-240V / 19,5W - 2497 lm ≠ FIXT 2298 lm - 4000K/CRI 80 - 220-240V

2700K

Non Dimmable

- F026F2CA001
- F026F2CA006
- F026F2CA012
- F026F2CA018
- F026F2CA030
- F026F2CA033
- 1-10V
- F026F2CB001
- F026F2CB006
- F026F2CB012
- F026F2CB018
- F026F2CB030
- F026F2CB033
- Dali
- F026F2CD001
- F026F2CD006
- F026F2CD012
- F026F2CD018
- F026F2CD030
- F026F2CD033

3000K

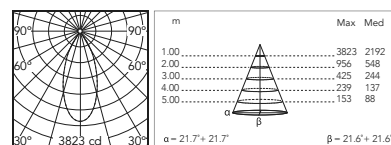
Non Dimmable

- F026F3CA001
- F026F3CA006
- F026F3CA012
- F026F3CA018
- F026F3CA030
- F026F3CA033
- 1-10V
- F026F3CB001
- F026F3CB006
- F026F3CB012
- F026F3CB018
- F026F3CB030
- F026F3CB033
- Dali
- F026F3CD001
- F026F3CD006
- F026F3CD012
- F026F3CD018
- F026F3CD030
- F026F3CD033

4000K

Non Dimmable

- F026F4CA001
- F026F4CA006
- F026F4CA012
- F026F4CA018
- F026F4CA030
- F026F4CA033
- 1-10V
- F026F4CB001
- F026F4CB006
- F026F4CB012
- F026F4CB018
- F026F4CB030
- F026F4CB033
- Dali
- F026F4CD001
- F026F4CD006
- F026F4CD012
- F026F4CD018
- F026F4CD030
- F026F4CD033



@ 3000K

Spine F 2 Absolute: Accessori per versioni Dimmerabili / Accessories for dimmable versions

Kit connettore 5 poli presa volante + spina EU IP68.

Connector kit 5-pole flying socket + EU plug IP68.

F990C080000

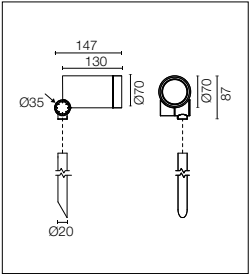






Scatola di derivazione 5 poli 4 vie IP68 (cavi 6-14 mm).




4 way junction box 5 poles IP68 (6-14 mm cables).




F990C030000











Sorgente Power LED inclusa. Equipaggiato con snoot integrato per un maggiore comfort visivo. Accessori collimatori disponibili per variare le aperture del fascio luminoso. Alimentazione elettrica 220-240V ON/OFF integrata. Dotata di spezzone di cavo uscente in neoprene da 5m (10m a richiesta) per connessione elettrica remota; per garantire la tenuta è consigliabile utilizzare cavi flessibili idonei all'impiego in ambienti esterni. Accessorio asta per installazione a terra disponibile in due lunghezze da ordinare separatamente. Versione dimmerabile 1-10V o DALI con alimentatore remoto 24Vdc a richiesta.

Power LED source included. Equipped with an integrated snoot for higher visual comfort: the asymmetrical cut visor is available as an accessory. Collimators are available as an accessory to modify the beam opening. Integrated electric power supply 220-240V ON/OFF. Equipped with a 5m neoprene cable (10m upon request) for remote connection. To guarantee its water tightness, it is recommended to use flexible cables designed for outdoor use. The rod for ground installations is available in two sizes and needs to be ordered separately. Upon request: 1-10V or DALI dimmable version with 24Vdc remote power supply.

2200K disponibile su richiesta. 2200K available on request.

Optic Narrow Spot 7°

Power Led: 3,5W - 168 lm ≠ FIXT 143 lm - 2700K/CRI 80 - 220-240V / 3,5W - 174 lm ≠ FIXT 149 lm - 3000K/CRI 80 - 220-240V / 3,5W - 180 lm ≠ FIXT 154 lm - 4000K/CRI 80 - 220-240V

2700K
Non Dimmable

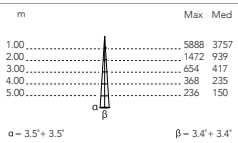
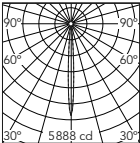
- F025L2AA001
- F025L2AA006
- F025L2AA012
- F025L2AA018
- F025L2AA030
- F025L2AA033

3000K
Non Dimmable

- F025L3AA001
- F025L3AA006
- F025L3AA012
- F025L3AA018
- F025L3AA030
- F025L3AA033

4000K
Non Dimmable

- F025L4AA001
- F025L4AA006
- F025L4AA012
- F025L4AA018
- F025L4AA030
- F025L4AA033



@ 3000K

Optic Spot 14°

Power Led: 7,9W - 671 lm ≠ FIXT 550 lm - 2700K/CRI 80 - 220-240V / 7,9W - 696 lm ≠ FIXT 571 lm - 3000K/CRI 80 - 220-240V / 7,9W - 720 lm ≠ FIXT 591 lm - 4000K/CRI 80 - 220-240V

2700K
Non Dimmable

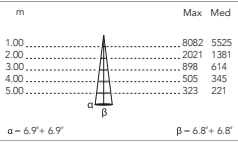
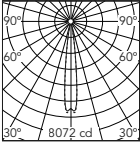
- F025L2BA001
- F025L2BA006
- F025L2BA012
- F025L2BA018
- F025L2BA030
- F025L2BA033

3000K
Non Dimmable

- F025L3BA001
- F025L3BA006
- F025L3BA012
- F025L3BA018
- F025L3BA030
- F025L3BA033

4000K
Non Dimmable

- F025L4BA001
- F025L4BA006
- F025L4BA012
- F025L4BA018
- F025L4BA030
- F025L4BA033



@ 3000K

Optic Medium Flood 24,5°

Power Led: 7,9W - 671 lm ≠ FIXT 499 lm - 2700K/CRI 80 - 220-240V / 7,9W - 696 lm ≠ FIXT 518 lm - 3000K/CRI 80 - 220-240V / 7,9W - 720 lm ≠ FIXT 536 lm - 4000K/CRI 80 - 220-240V

2700K
Non Dimmable

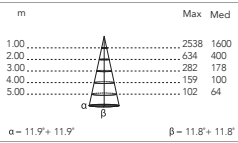
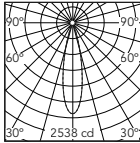
- F025L2CA001
- F025L2CA006
- F025L2CA012
- F025L2CA018
- F025L2CA030
- F025L2CA033

3000K
Non Dimmable

- F025L3CA001
- F025L3CA006
- F025L3CA012
- F025L3CA018
- F025L3CA030
- F025L3CA033

4000K
Non Dimmable

- F025L4CA001
- F025L4CA006
- F025L4CA012
- F025L4CA018
- F025L4CA030
- F025L4CA033



@ 3000K

Optic Flood 32°

Power Led: 7,9W - 671 lm ≠ FIXT 482 lm - 2700K/CRI 80 - 220-240V / 7,9W - 696 lm ≠ FIXT 500 lm - 3000K/CRI 80 - 220-240V / 7,9W - 720 lm ≠ FIXT 518 lm - 4000K/CRI 80 - 220-240V

2700K
Non Dimmable

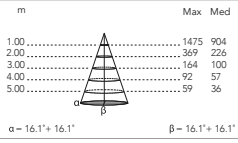
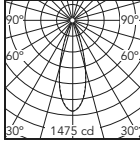
- F025L2DA001
- F025L2DA006
- F025L2DA012
- F025L2DA018
- F025L2DA030
- F025L2DA033

3000K
Non Dimmable

- F025L3DA001
- F025L3DA006
- F025L3DA012
- F025L3DA018
- F025L3DA030
- F025L3DA033

4000K
Non Dimmable

- F025L4DA001
- F025L4DA006
- F025L4DA012
- F025L4DA018
- F025L4DA030
- F025L4DA033



@ 3000K

Optic Wide Flood 49°

Power Led: 7,9W - 671 lm ≠ FIXT 480 lm - 2700K/CRI 80 - 220-240V / 7,9W - 696 lm ≠ FIXT 490 lm - 3000K/CRI 80 - 220-240V / 7,9W - 720 lm ≠ FIXT 505 lm - 4000K/CRI 80 - 220-240V

2700K

Non Dimmable

- F025L2EA001
- F025L2EA006
- F025L2EA012
- F025L2EA018
- F025L2EA030
- F025L2EA033

3000K

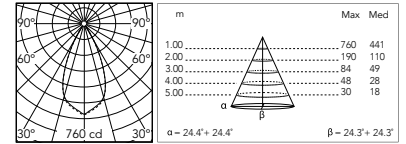
Non Dimmable

- F025L3EA001
- F025L3EA006
- F025L3EA012
- F025L3EA018
- F025L3EA030
- F025L3EA033

4000K

Non Dimmable

- F025L4EA001
- F025L4EA006
- F025L4EA012
- F025L4EA018
- F025L4EA030
- F025L4EA033



@ 3000K

Optic Elliptical 1 13,5° x 50°

Power Led: 7,9W - 671 lm ≠ FIXT 500 lm - 2700K/CRI 80 - 220-240V / 7,9W - 696 lm ≠ FIXT 519 lm - 3000K/CRI 80 - 220-240V / 7,9W - 720 lm ≠ FIXT 537 lm - 4000K/CRI 80 - 220-240V

2700K

Non Dimmable

- F025L2FA001
- F025L2FA006
- F025L2FA012
- F025L2FA018
- F025L2FA030
- F025L2FA033

3000K

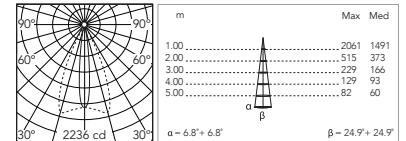
Non Dimmable

- F025L3FA001
- F025L3FA006
- F025L3FA012
- F025L3FA018
- F025L3FA030
- F025L3FA033

4000K

Non Dimmable

- F025L4FA001
- F025L4FA006
- F025L4FA012
- F025L4FA018
- F025L4FA030
- F025L4FA033



@ 3000K

Optic Elliptical 2 26° x 51°

Power Led: 7,9W - 671 lm ≠ FIXT 487 lm - 2700K/CRI 80 - 220-240V / 7,9W - 696 lm ≠ FIXT 505 lm - 3000K/CRI 80 - 220-240V / 7,9W - 720 lm ≠ FIXT 523 lm - 4000K/CRI 80 - 220-240V

2700K

Non Dimmable

- F025L2GA001
- F025L2GA006
- F025L2GA012
- F025L2GA018
- F025L2GA030
- F025L2GA033

3000K

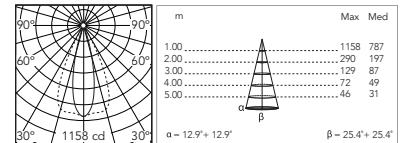
Non Dimmable

- F025L3GA001
- F025L3GA006
- F025L3GA012
- F025L3GA018
- F025L3GA030
- F025L3GA033

4000K

Non Dimmable

- F025L4GA001
- F025L4GA006
- F025L4GA012
- F025L4GA018
- F025L4GA030
- F025L4GA033



@ 3000K

Optic Wall Washer

Power Led: 7,9W - 671 lm ≠ FIXT 471 lm - 2700K/CRI 80 - 220-240V / 7,9W - 696 lm ≠ FIXT 489 lm - 3000K/CRI 80 - 220-240V / 7,9W - 720 lm ≠ FIXT 506 lm - 4000K/CRI 80 - 220-240V

2700K

Non Dimmable

- F025L2HA001
- F025L2HA006
- F025L2HA012
- F025L2HA018
- F025L2HA030
- F025L2HA033

3000K

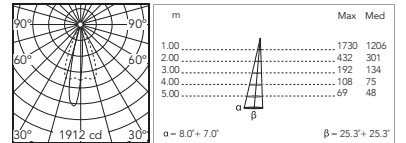
Non Dimmable

- F025L3HA001
- F025L3HA006
- F025L3HA012
- F025L3HA018
- F025L3HA030
- F025L3HA033

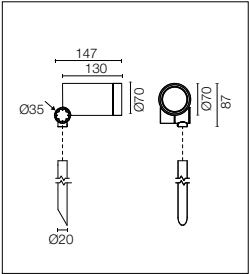

4000K










Non Dimmable

- F025L4HA001
- F025L4HA006
- F025L4HA012
- F025L4HA018
- F025L4HA030
- F025L4HA033



@ 3000K





Sorgente Power LED ad alta efficienza inclusa. Equipaggiato con snoot integrato per un maggiore comfort visivo. Accessori collimatori disponibili per variare le aperture del fascio luminoso. Alimentazione elettrica 220-240V ON/OFF integrata. Dotata di spezzone di cavo uscente in neoprene da 5m (10m a richiesta) per connessione elettrica remota; per garantire la tenuta è consigliabile utilizzare cavi flessibili idonei all'impiego in ambienti esterni. Accessorio asta per installazione a terra disponibile in due lunghezze da ordinare separatamente. Versione dimmerabile 1-10V o DALI con alimentatore remoto 24Vdc a richiesta.

Energy-efficient Power LED source included. Equipped with an integrated snoot for higher visual comfort: the asymmetrical cut visor is available as an accessory. Collimators are available as an accessory to modify the beam opening. Integrated electric power supply 220-240V ON/OFF. Equipped with a 5m neoprene cable (10m upon request) for remote connection. To guarantee its water tightness, it is recommended to use flexible cables designed for outdoor use. The rod for ground installations is available in two sizes and needs to be ordered separately. Upon request: 1-10V or DALI dimmable version with 24Vdc remote power supply.

Optic Spot 12°

Power Led: 10,5W - 920 lm ≠ FIXT 680 lm - 2700K/CRI 80 - 220-240V / 10,5W - 966 lm ≠ FIXT 706 lm - 3000K/CRI 80 - 220-240V / 10,5W - 1012 lm ≠ FIXT 730 lm - 4000K/CRI 80 - 220-240V

2700K
Non Dimmable

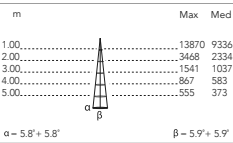
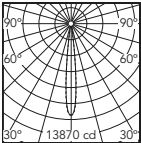
- F025M2BA001
- F025M2BA006
- F025M2BA012
- F025M2BA018
- F025M2BA030
- F025M2BA033

3000K
Non Dimmable

- F025M3BA001
- F025M3BA006
- F025M3BA012
- F025M3BA018
- F025M3BA030
- F025M3BA033

4000K
Non Dimmable

- F025M4BA001
- F025M4BA006
- F025M4BA012
- F025M4BA018
- F025M4BA030
- F025M4BA033



m	Max	Med
1.00	1387.0	933.6
2.00	346.6	233.4
3.00	154.1	103.7
4.00	86.7	58.3
5.00	55.5	37.3

α = 5.8' + 5.8' β = 5.9' + 5.9'

@ 3000K

Optic Medium Flood 26,5°

Power Led: 10,5W - 920 lm ≠ FIXT 594 lm - 2700K/CRI 80 - 220-240V / 10,5W - 966 lm ≠ FIXT 630 lm - 3000K/CRI 80 - 220-240V / 10,5W - 1012 lm ≠ FIXT 654 lm - 4000K/CRI 80 - 220-240V

2700K
Non Dimmable

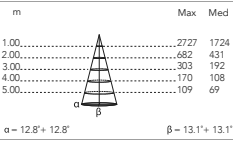
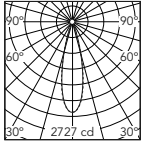
- F025M2CA001
- F025M2CA006
- F025M2CA012
- F025M2CA018
- F025M2CA030
- F025M2CA033

3000K
Non Dimmable

- F025M3CA001
- F025M3CA006
- F025M3CA012
- F025M3CA018
- F025M3CA030
- F025M3CA033

4000K
Non Dimmable

- F025M4CA001
- F025M4CA006
- F025M4CA012
- F025M4CA018
- F025M4CA030
- F025M4CA033



m	Max	Med
1.00	272.7	172.4
2.00	68.2	43.1
3.00	30.3	19.2
4.00	17.0	10.8
5.00	10.9	6.9

α = 12.8' + 12.8' β = 13.1' + 13.1'

@ 3000K

Optic Flood 33,5°

Power Led: 10,5W - 920 lm ≠ FIXT 592 lm - 2700K/CRI 80 - 220-240V / 10,5W - 966 lm ≠ FIXT 627 lm - 3000K/CRI 80 - 220-240V / 10,5W - 1012 lm ≠ FIXT 651 lm - 4000K/CRI 80 - 220-240V

2700K
Non Dimmable

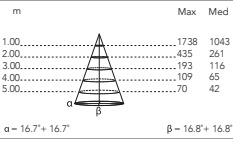
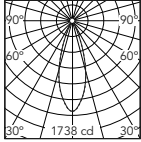
- F025M2DA001
- F025M2DA006
- F025M2DA012
- F025M2DA018
- F025M2DA030
- F025M2DA033

3000K
Non Dimmable

- F025M3DA001
- F025M3DA006
- F025M3DA012
- F025M3DA018
- F025M3DA030
- F025M3DA033

4000K
Non Dimmable

- F025M4DA001
- F025M4DA006
- F025M4DA012
- F025M4DA018
- F025M4DA030
- F025M4DA033



m	Max	Med
1.00	173.8	104.3
2.00	43.5	26.1
3.00	19.3	11.6
4.00	10.9	6.5
5.00	7.0	4.2

α = 16.7' + 16.7' β = 16.8' + 16.8'

@ 3000K

Optic Wide Flood 50°

Power Led: 10,5W - 920 lm ≠ FIXT 591 lm - 2700K/CRI 80 - 220-240V / 10,5W - 966 lm ≠ FIXT 619 lm - 3000K/CRI 80 - 220-240V / 10,5W - 1012 lm ≠ FIXT 650 lm - 4000K/CRI 80 - 220-240V

2700K
Non Dimmable

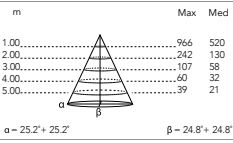
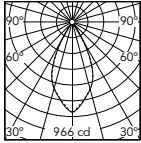
- F025M2EA001
- F025M2EA006
- F025M2EA012
- F025M2EA018
- F025M2EA030
- F025M2EA033

3000K
Non Dimmable

- F025M3EA001
- F025M3EA006
- F025M3EA012
- F025M3EA018
- F025M3EA030
- F025M3EA033

4000K
Non Dimmable

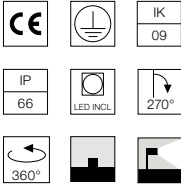
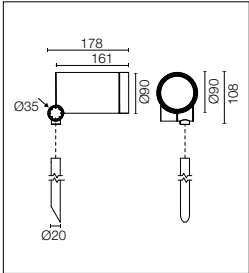
- F025M4EA001
- F025M4EA006
- F025M4EA012
- F025M4EA018
- F025M4EA030
- F025M4EA033



m	Max	Med
1.00	96.6	52.0
2.00	24.2	13.0
3.00	10.7	5.8
4.00	6.0	3.2
5.00	3.9	2.1

α = 25.2' + 25.2' β = 24.8' + 24.8'

@ 3000K



Sorgente Power LED inclusa. Equipaggiato con snoot integrato per un maggiore comfort visivo. Accessori collimatori disponibili per variare le aperture del fascio luminoso. Alimentazione elettrica 220-240V ON/OFF e dimmerabile 1-10V o DALI integrata. Dotata di spezzone di cavo uscente in neoprene da 5m (10m a richiesta) per connessione elettrica remota; per garantire la tenuta è consigliabile utilizzare cavi flessibili idonei all'impiego in ambienti esterni. Accessorio asta per installazione a terra disponibile in due lunghezze da ordinare separatamente.

Power LED source included. Equipped with an integrated snoot for higher visual comfort. Collimators are available as an accessory to modify the beam opening. Integrated electric power supply 220-240V ON/OFF and adjustable 1-10V or DALI. Equipped with a 5m neoprene cable (10m upon request) for remote connection. To guarantee its water tightness, it is recommended to use flexible cables designed for outdoor use. The rod for ground installations is available in two sizes and needs to be ordered separately.

Optic Narrow Spot
2200K disponibile su richiesta.

Optic Narrow Spot
2200K available on request.

Optic Narrow Spot 6°

Power Led: 4,1W - 248 lm ≠ FIXT 230 lm - 2700K/CRI 80 - 220-240V / 4,1W - 258 lm ≠ FIXT 239 lm - 3000K/CRI 80 - 220-240V / 4,1W - 267 lm ≠ FIXT 247 lm - 4000K/CRI 80 - 220-240V

- 2700K**
Non Dimmable

 - F026L2AA001
 - F026L2AA006
 - F026L2AA012
 - F026L2AA018
 - F026L2AA030
 - F026L2AA033

1-10V

 - F026L2AB001
 - F026L2AB006
 - F026L2AB012
 - F026L2AB018
 - F026L2AB030
 - F026L2AB033

Dali

 - F026L2AD001
 - F026L2AD006
 - F026L2AD012
 - F026L2AD018
 - F026L2AD030
 - F026L2AD033
- 3000K**
Non Dimmable

 - F026L3AA001
 - F026L3AA006
 - F026L3AA012
 - F026L3AA018
 - F026L3AA030
 - F026L3AA033

1-10V

 - F026L3AB001
 - F026L3AB006
 - F026L3AB012
 - F026L3AB018
 - F026L3AB030
 - F026L3AB033

Dali

 - F026L3AD001
 - F026L3AD006
 - F026L3AD012
 - F026L3AD018
 - F026L3AD030
 - F026L3AD033

- 4000K**
Non Dimmable

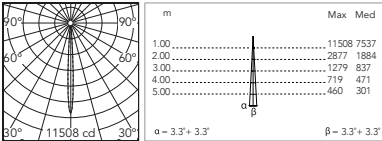
 - F026L4AA001
 - F026L4AA006
 - F026L4AA012
 - F026L4AA018
 - F026L4AA030
 - F026L4AA033

1-10V

 - F026L4AB001
 - F026L4AB006
 - F026L4AB012
 - F026L4AB018
 - F026L4AB030
 - F026L4AB033

Dali

 - F026L4AD001
 - F026L4AD006
 - F026L4AD012
 - F026L4AD018
 - F026L4AD030
 - F026L4AD033



@ 3000K

Optic Spot 9,5°

Power Led: 10,5W - 920 lm ≠ FIXT 769 lm - 2700K/CRI 80 - 220-240V / 10,5W - 966 lm ≠ FIXT 808 lm - 3000K/CRI 80 - 220-240V / 10,5W - 1012 lm ≠ FIXT 846 lm - 4000K/CRI 80 - 220-240V

- 2700K**
Non Dimmable

 - F026L2BA001
 - F026L2BA006
 - F026L2BA012
 - F026L2BA018
 - F026L2BA030
 - F026L2BA033

1-10V

 - F026L2BB001
 - F026L2BB006
 - F026L2BB012
 - F026L2BB018
 - F026L2BB030
 - F026L2BB033

Dali

 - F026L2BD001
 - F026L2BD006
 - F026L2BD012
 - F026L2BD018
 - F026L2BD030
 - F026L2BD033
- 3000K**
Non Dimmable

 - F026L3BA001
 - F026L3BA006
 - F026L3BA012
 - F026L3BA018
 - F026L3BA030
 - F026L3BA033

1-10V

 - F026L3BB001
 - F026L3BB006
 - F026L3BB012
 - F026L3BB018
 - F026L3BB030
 - F026L3BB033

Dali

 - F026L3BD001
 - F026L3BD006
 - F026L3BD012
 - F026L3BD018
 - F026L3BD030
 - F026L3BD033

- 4000K**
Non Dimmable

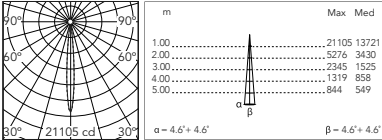
 - F026L4BA001
 - F026L4BA006
 - F026L4BA012
 - F026L4BA018
 - F026L4BA030
 - F026L4BA033

1-10V

 - F026L4BB001
 - F026L4BB006
 - F026L4BB012
 - F026L4BB018
 - F026L4BB030
 - F026L4BB033

Dali

 - F026L4BD001
 - F026L4BD006
 - F026L4BD012
 - F026L4BD018
 - F026L4BD030
 - F026L4BD033



@ 3000K

Optic Medium Flood 28°

Power Led: 10,5W - 920 lm ≠ FIXT 715 lm - 2700K/CRI 80 - 220-240V / 10,5W - 966 lm ≠ FIXT 742 lm - 3000K/CRI 80 - 220-240V / 10,5W - 1012 lm ≠ FIXT 767 lm - 4000K/CRI 80 - 220-240V

2700K

Non Dimmable

- F026L2CA001
- F026L2CA006
- F026L2CA012
- F026L2CA018
- F026L2CA030
- F026L2CA033
- 1-10V
- F026L2CB001
- F026L2CB006
- F026L2CB012
- F026L2CB018
- F026L2CB030
- F026L2CB033
- Dali
- F026L2CD001
- F026L2CD006
- F026L2CD012
- F026L2CD018
- F026L2CD030
- F026L2CD033

3000K

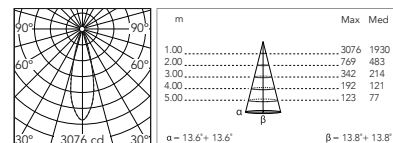
Non Dimmable

- F026L3CA001
- F026L3CA006
- F026L3CA012
- F026L3CA018
- F026L3CA030
- F026L3CA033
- 1-10V
- F026L3CB001
- F026L3CB006
- F026L3CB012
- F026L3CB018
- F026L3CB030
- F026L3CB033
- Dali
- F026L3CD001
- F026L3CD006
- F026L3CD012
- F026L3CD018
- F026L3CD030
- F026L3CD033

4000K

Non Dimmable

- F026L4CA001
- F026L4CA006
- F026L4CA012
- F026L4CA018
- F026L4CA030
- F026L4CA033
- 1-10V
- F026L4CB001
- F026L4CB006
- F026L4CB012
- F026L4CB018
- F026L4CB030
- F026L4CB033
- Dali
- F026L4CD001
- F026L4CD006
- F026L4CD012
- F026L4CD018
- F026L4CD030
- F026L4CD033



@ 3000K

Optic Flood 33°

Power Led: 10,5W - 920 lm ≠ FIXT 695 lm - 2700K/CRI 80 - 220-240V / 10,5W - 966 lm ≠ FIXT 721 lm - 3000K/CRI 80 - 220-240V / 10,5W - 1012 lm ≠ FIXT 746 lm - 4000K/CRI 80 - 220-240V

2700K

Non Dimmable

- F026L2DA001
- F026L2DA006
- F026L2DA012
- F026L2DA018
- F026L2DA030
- F026L2DA033
- 1-10V
- F026L2DB001
- F026L2DB006
- F026L2DB012
- F026L2DB018
- F026L2DB030
- F026L2DB033
- Dali
- F026L2DD001
- F026L2DD006
- F026L2DD012
- F026L2DD018
- F026L2DD030
- F026L2DD033

3000K

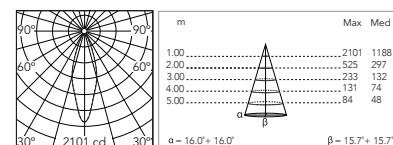
Non Dimmable

- F026L3DA001
- F026L3DA006
- F026L3DA012
- F026L3DA018
- F026L3DA030
- F026L3DA033
- 1-10V
- F026L3DB001
- F026L3DB006
- F026L3DB012
- F026L3DB018
- F026L3DB030
- F026L3DB033
- Dali
- F026L3DD001
- F026L3DD006
- F026L3DD012
- F026L3DD018
- F026L3DD030
- F026L3DD033

4000K

Non Dimmable

- F026L4DA001
- F026L4DA006
- F026L4DA012
- F026L4DA018
- F026L4DA030
- F026L4DA033
- 1-10V
- F026L4DB001
- F026L4DB006
- F026L4DB012
- F026L4DB018
- F026L4DB030
- F026L4DB033
- Dali
- F026L4DD001
- F026L4DD006
- F026L4DD012
- F026L4DD018
- F026L4DD030
- F026L4DD033



@ 3000K

Optic Wide Flood 51°

Power Led: 10,5W - 920 lm ≠ FIXT 711 lm - 2700K/CRI 80 - 220-240V / 10,5W - 966 lm ≠ FIXT 741 lm - 3000K/CRI 80 - 220-240V / 10,5W - 1012 lm ≠ FIXT 778 lm - 4000K/CRI 80 - 220-240V

2700K

Non Dimmable

- F026L2EA001
- F026L2EA006
- F026L2EA012
- F026L2EA018
- F026L2EA030
- F026L2EA033
- 1-10V
- F026L2EB001
- F026L2EB006
- F026L2EB012
- F026L2EB018
- F026L2EB030
- F026L2EB033
- Dali
- F026L2ED001
- F026L2ED006
- F026L2ED012
- F026L2ED018
- F026L2ED030
- F026L2ED033

3000K

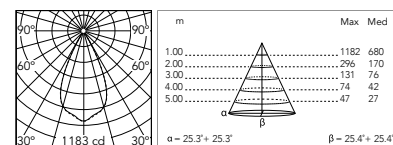
Non Dimmable

- F026L3EA001
- F026L3EA006
- F026L3EA012
- F026L3EA018
- F026L3EA030
- F026L3EA033
- 1-10V
- F026L3EB001
- F026L3EB006
- F026L3EB012
- F026L3EB018
- F026L3EB030
- F026L3EB033
- Dali
- F026L3ED001
- F026L3ED006
- F026L3ED012
- F026L3ED018
- F026L3ED030
- F026L3ED033

4000K

Non Dimmable

- F026L4EA001
- F026L4EA006
- F026L4EA012
- F026L4EA018
- F026L4EA030
- F026L4EA033
- 1-10V
- F026L4EB001
- F026L4EB006
- F026L4EB012
- F026L4EB018
- F026L4EB030
- F026L4EB033
- Dali
- F026L4ED001
- F026L4ED006
- F026L4ED012
- F026L4ED018
- F026L4ED030
- F026L4ED033



@ 3000K

Optic Elliptical 1 9,5° x 48°

Power Led: 10,5W - 920 lm ≠ FIXT 717 lm - 2700K/CRI 80 - 220-240V / 10,5W - 966 lm ≠ FIXT 744 lm - 3000K/CRI 80 - 220-240V / 10,5W - 1012 lm ≠ FIXT 770 lm - 4000K/CRI 80 - 220-240V

2700K

Non Dimmable

- F026L2FA001
- F026L2FA006
- F026L2FA012
- F026L2FA018
- F026L2FA030
- F026L2FA033
- 1-10V
- F026L2FB001
- F026L2FB006
- F026L2FB012
- F026L2FB018
- F026L2FB030
- F026L2FB033
- Dali
- F026L2FD001
- F026L2FD006
- F026L2FD012
- F026L2FD018
- F026L2FD030
- F026L2FD033

3000K

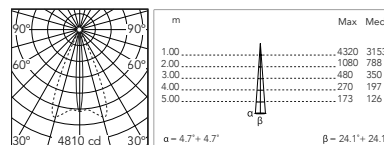
Non Dimmable

- F026L3FA001
- F026L3FA006
- F026L3FA012
- F026L3FA018
- F026L3FA030
- F026L3FA033
- 1-10V
- F026L3FB001
- F026L3FB006
- F026L3FB012
- F026L3FB018
- F026L3FB030
- F026L3FB033
- Dali
- F026L3FD001
- F026L3FD006
- F026L3FD012
- F026L3FD018
- F026L3FD030
- F026L3FD033

4000K

Non Dimmable

- F026L4FA001
- F026L4FA006
- F026L4FA012
- F026L4FA018
- F026L4FA030
- F026L4FA033
- 1-10V
- F026L4FB001
- F026L4FB006
- F026L4FB012
- F026L4FB018
- F026L4FB030
- F026L4FB033
- Dali
- F026L4FD001
- F026L4FD006
- F026L4FD012
- F026L4FD018
- F026L4FD030
- F026L4FD033



@ 3000K

Optic Elliptical 2 24° x 50°

Power Led: 10,5W - 920 lm ≠ FIXT 699 lm - 2700K/CRI 80 - 220-240V / 10,5W - 966 lm ≠ FIXT 725 lm - 3000K/CRI 80 - 220-240V / 10,5W - 1012 lm ≠ FIXT 750 lm - 4000K/CRI 80 - 220-240V

2700K

Non Dimmable

- F026L2GA001
- F026L2GA006
- F026L2GA012
- F026L2GA018
- F026L2GA030
- F026L2GA033
- 1-10V
- F026L2GB001
- F026L2GB006
- F026L2GB012
- F026L2GB018
- F026L2GB030
- F026L2GB033
- Dali
- F026L2GD001
- F026L2GD006
- F026L2GD012
- F026L2GD018
- F026L2GD030
- F026L2GD033

3000K

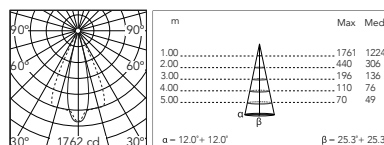
Non Dimmable

- F026L3GA001
- F026L3GA006
- F026L3GA012
- F026L3GA018
- F026L3GA030
- F026L3GA033
- 1-10V
- F026L3GB001
- F026L3GB006
- F026L3GB012
- F026L3GB018
- F026L3GB030
- F026L3GB033
- Dali
- F026L3GD001
- F026L3GD006
- F026L3GD012
- F026L3GD018
- F026L3GD030
- F026L3GD033

4000K

Non Dimmable

- F026L4GA001
- F026L4GA006
- F026L4GA012
- F026L4GA018
- F026L4GA030
- F026L4GA033
- 1-10V
- F026L4GB001
- F026L4GB006
- F026L4GB012
- F026L4GB018
- F026L4GB030
- F026L4GB033
- Dali
- F026L4GD001
- F026L4GD006
- F026L4GD012
- F026L4GD018
- F026L4GD030
- F026L4GD033



@ 3000K

Optic Wall Washer

Power Led: 10,5W - 920 lm ≠ FIXT 673 lm - 2700K/CRI 80 - 220-240V / 10,5W - 966 lm ≠ FIXT 698 lm - 3000K/CRI 80 - 220-240V / 10,5W - 1012 lm ≠ FIXT 672 lm - 4000K/CRI 80 - 220-240V

2700K

Non Dimmable

- F026L2HA001
- F026L2HA006
- F026L2HA012
- F026L2HA018
- F026L2HA030
- F026L2HA033
- 1-10V
- F026L2HB001
- F026L2HB006
- F026L2HB012
- F026L2HB018
- F026L2HB030
- F026L2HB033
- Dali
- F026L2HD001
- F026L2HD006
- F026L2HD012
- F026L2HD018
- F026L2HD030
- F026L2HD033

3000K

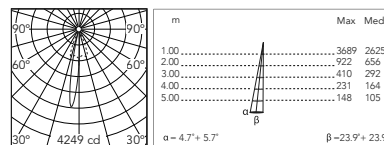
Non Dimmable

- F026L3HA001
- F026L3HA006
- F026L3HA012
- F026L3HA018
- F026L3HA030
- F026L3HA033
- 1-10V
- F026L3HB001
- F026L3HB006
- F026L3HB012
- F026L3HB018
- F026L3HB030
- F026L3HB033
- Dali
- F026L3HD001
- F026L3HD006
- F026L3HD012
- F026L3HD018
- F026L3HD030
- F026L3HD033

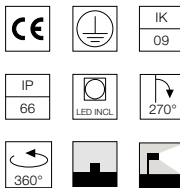
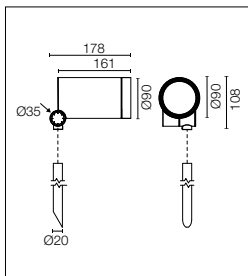
4000K

Non Dimmable

- F026L4HA001
- F026L4HA006
- F026L4HA012
- F026L4HA018
- F026L4HA030
- F026L4HA033
- 1-10V
- F026L4HB001
- F026L4HB006
- F026L4HB012
- F026L4HB018
- F026L4HB030
- F026L4HB033
- Dali
- F026L4HD001
- F026L4HD006
- F026L4HD012
- F026L4HD018
- F026L4HD030
- F026L4HD033



@ 3000K



Sorgente Power LED ad alta efficienza inclusa. Equipaggiato con snoot integrato per un maggiore comfort visivo. Accessori collimatori disponibili per variare le aperture del fascio luminoso. Alimentazione elettrica 220-240V ON/ OFF e dimmerabile 1-10V o DALI integrata. Dotata di spezzone di cavo uscente in neoprene da 5m (10m a richiesta) per connessione elettrica remota; per garantire la tenuta è consigliabile utilizzare cavi flessibili idonei all'impiego in ambienti esterni. Accessorio asta per installazione a terra disponibile in due lunghezze da ordinare separatamente.

Energy-efficient Power LED source included. Equipped with an integrated snoot for higher visual comfort. Collimators are available as an accessory to modify the beam opening. Integrated electric power supply 220-240V ON/OFF and adjustable 1-10V or DALI. Equipped with a 5m neoprene cable (10m upon request) for remote connection. To guarantee its watertightness, it is recommended to use flexible cables designed for outdoor use. The rod for ground installations is available in two sizes and needs to be ordered separately.

2200K disponibile su richiesta.

2200K available on request.

Optic Spot 14,5°

Power Led: 17W - 1739 lm ≠ FIXT 1443 lm - 2700K/CRI 80 - 220-240V / 17W - 1803 lm ≠ FIXT 1497 lm - 3000K/CRI 80 - 220-240V / 17W - 1868 lm ≠ FIXT 1548 lm - 4000K/CRI 80 - 220-240V

2700K

Non Dimmable

- F026M2BA001
- F026M2BA006
- F026M2BA018
- F026M2BA012
- F026M2BA030
- F026M2BA033
- 1-10V
- F026M2BB001
- F026M2BB006
- F026M2BB012
- F026M2BB018
- F026M2BB030
- F026M2BB033
- Dali
- F026M2BD001
- F026M2BD006
- F026M2BD012
- F026M2BD018
- F026M2BD030
- F026M2BD033

3000K

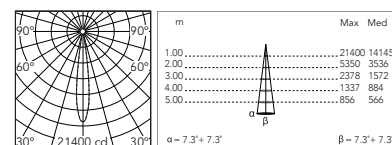
Non Dimmable

- F026M3BA001
● F026M3BA006
● F026M3BA012
● F026M3BA018
● F026M3BA030
● F026M3BA033
1-10V
○ F026M3BB001
● F026M3BB006
● F026M3BB012
● F026M3BB018
● F026M3BB030
● F026M3BB033
Dali
○ F026M3BD001
● F026M3BD006
● F026M3BD012
● F026M3BD018
● F026M3BD030
● F026M3BD033

4000K

Non Dimmable

- F026M4BA001
● F026M4BA006
● F026M4BA012
● F026M4BA018
● F026M4BA030
● F026M4BA033
1-10V
○ F026M4BB001
● F026M4BB006
● F026M4BB012
● F026M4BB018
● F026M4BB030
● F026M4BB033
Dali
○ F026M4BD001
● F026M4BD006
● F026M4BD012
● F026M4BD018
● F026M4BD030
● F026M4BD033



@ 3000K

Optic Medium Flood 26°

Power Led: 17W - 1739 lm ≠ FIXT 1336 lm - 2700K/CRI 80 - 220-240V / 17W - 1803 lm ≠ FIXT 1386 lm - 3000K/CRI 80 - 220-240V / 17W - 1868 lm ≠ FIXT 1434 lm - 4000K/CRI 80 - 220-240V

2700K

Non Dimmable

- F026M2CA001
● F026M2CA006
● F026M2CA012
● F026M2CA018
● F026M2CA030
● F026M2CA033
1-10V
○ F026M2CB001
● F026M2CB006
● F026M2CB012
● F026M2CB018
● F026M2CB030
● F026M2CB033
Dali
○ F026M2CD001
● F026M2CD006
● F026M2CD012
● F026M2CD018
● F026M2CD030
● F026M2CD033

3000K

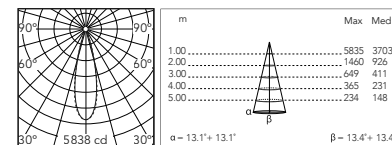
Non Dimmable

- F026M3CA001
● F026M3CA006
● F026M3CA012
● F026M3CA018
● F026M3CA030
● F026M3CA033
1-10V
○ F026M3CB001
● F026M3CB006
● F026M3CB012
● F026M3CB018
● F026M3CB030
● F026M3CB033
Dali
○ F026M3CD001
● F026M3CD006
● F026M3CD012
● F026M3CD018
● F026M3CD030
● F026M3CD033

4000K

Non Dimmable

- F026M4CA001
● F026M4CA002
● F026M4CA010
● F026M4CA018
● F026M4CA030
● F026M4CA033
1-10V
○ F026M4CB001
● F026M4CB006
● F026M4CB012
● F026M4CB018
● F026M4CB030
● F026M4CB033
Dali
○ F026M4CD001
● F026M4CD006
● F026M4CD012
● F026M4CD018
● F026M4CD030
● F026M4CD033



@ 3000K

Optic Flood 36°

2700K

Non Dimmable

Non Dimmable

- F026M2DA001
● F026M2DA002
● F026M2DA016
● F026M2DA018
● F026M2DA030
● F026M2DA033
1-10V
○ F026M2DB001
● F026M2DB006
● F026M2DB012
● F026M2DB018
● F026M2DB030
● F026M2DB033
Dali
○ F026M2DD001
● F026M2DD006
● F026M2DD012
● F026M2DD018
● F026M2DD030
● F026M2DD033

3000K

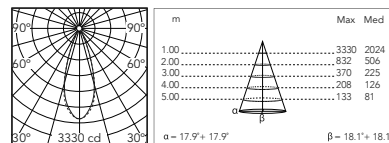
Non Dimmable

- F026M3DA001
● F026M3DA006
● F026M3DA012
● F026M3DA018
● F026M3DA030
● F026M3DA033
1-10V
○ F026M3DB001
● F026M3DB006
● F026M3DB012
● F026M3DB018
● F026M3DB030
● F026M3DB033
Dali
○ F026M3DD001
● F026M3DD006
● F026M3DD012
● F026M3DD018
● F026M3DD030
● F026M3DD033

4000K

Non Dimmable

- F026M4DA001
● F026M4DA006
● F026M4DA012
● F026M4DA018
● F026M4DA030
● F026M4DA033
1-10V
○ F026M4DB001
● F026M4DB006
● F026M4DB012
● F026M4DB018
● F026M4DB030
● F026M4DB033
Dali
○ F026M4DD001
● F026M4DD006
● F026M4DD012
● F026M4DD018
● F026M4DD030
● F026M4DD033



@ 3000K

Power Led: 17W - 1739 lm ≠ FIXT 1303 lm - 2700K/CRI 80 - 220-240V / 17W - 1803 lm ≠ FIXT 1357 lm - 3000K/CRI 80 - 220-240V / 17W - 1868 lm ≠ FIXT 1411 lm - 4000K/CRI 80 - 220-240V

2700K

Non Dimmable

- F026M2EA001
● F026M2EA006
● F026M2EA012
● F026M2EA018
● F026M2EA030
● F026M2EA033
1-10V
○ F026M2EB001
● F026M2EB006
● F026M2EB012
● F026M2EB018
● F026M2EB030
● F026M2EB033
Dali
○ F026M2ED001
● F026M2ED006
● F026M2ED012
● F026M2ED018
● F026M2ED030
● F026M2ED033

3000K

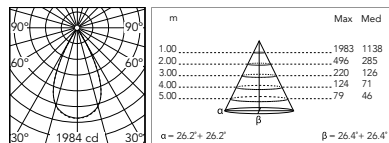
Non Dimmable

- F026M3EA001
● F026M3EA006
○ F026M3EA012
● F026M3EA018
● F026M3EA030
● F026M3EA033
1-10V
○ F026M3EB001
● F026M3EB006
○ F026M3EB012
● F026M3EB018
● F026M3EB030
● F026M3EB033
Dali
○ F026M3ED001
● F026M3ED006
○ F026M3ED012
● F026M3ED018
● F026M3ED030
● F026M3ED033

4000K

Non Dimmable

- F026M4EA001
● F026M4EA006
● F026M4EA012
● F026M4EA018
● F026M4EA030
● F026M4EA033
1-10V
○ F026M4EB001
● F026M4EB006
● F026M4EB012
● F026M4EB018
● F026M4EB030
● F026M4EB033
Dali
○ F026M4ED001
● F026M4ED006
● F026M4ED012
● F026M4ED018
● F026M4ED030
● F026M4ED033



@ 3000K

Power Led: 17W - 1739 lm ≠ FIXT 1315 lm - 2700K/CRI 80 - 220-240V / 17W - 1803 lm ≠ FIXT 1364 lm - 3000K/CRI 80 - 220-240V / 17W - 1868 lm ≠ FIXT 1410 lm - 4000K/CRI 80 - 220-240V

2700K

Non Dimmable

- F026M2FA001
● F026M2FA006
● F026M2FA012
● F026M2FA018
● F026M2FA030
● F026M2FA033
1-10V
○ F026M2FB001
● F026M2FB006
● F026M2FB012
● F026M2FB018
● F026M2FB030
● F026M2FB033
Dali
○ F026M2FD001
● F026M2FD006
● F026M2FD012
● F026M2FD018
● F026M2FD030
● F026M2FD033

3000K

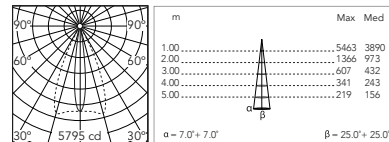
Non Dimmable

- F026M3FA001
● F026M3FA002
● F026M3FA016
● F026M3FA019
● F026M3FA030
● F026M3FA033
1-10V
○ F026M3FB001
● F026M3FB006
● F026M3FB012
● F026M3FB018
● F026M3FB030
● F026M3FB033
Dali
○ F026M3FD001
● F026M3FD006
● F026M3FD012
● F026M3FD018
● F026M3FD030
● F026M3FD033

4000K

Non Dimmable

- F026M4FA001
● F026M4FA006
● F026M4FA012
● F026M4FA018
● F026M4FA030
● F026M4FA033
1-10V
○ F026M4FB001
● F026M4FB006
● F026M4FB012
● F026M4FB018
● F026M4FB030
● F026M4FB033
Dali
○ F026M4FD001
● F026M4FD006
● F026M4FD012
● F026M4FD018
● F026M4FD030
● F026M4FD033



@ 3000K

Optic Elliptical 2 25° x 52°

Power Led: 17W - 1739 lm ≠ FIXT 1298 lm - 2700K/CRI 80 - 220-240V / 17W - 1803 lm ≠ FIXT 1351 lm - 3000K/CRI 80 - 220-240V / 17W - 1868 lm ≠ FIXT 1393 lm - 4000K/CRI 80 - 220-240V

2700K

Non Dimmable

- F026M2GA001
- F026M2GA006
- F026M2GA012
- F026M2GA018
- F026M2GA030
- F026M2GA033

1-10V

- F026M2GB001
- F026M2GB006
- F026M2GB012
- F026M2GB018
- F026M2GB030
- F026M2GB033

Dali

- F026M2GD001
- F026M2GD006
- F026M2GD012
- F026M2GD018
- F026M2GD030
- F026M2GD033

3000K

Non Dimmable

- F026M3GA001
- F026M3GA006
- F026M3GA012
- F026M3GA018
- F026M3GA030
- F026M3GA033

1-10V

- F026M3GB001
- F026M3GB006
- F026M3GB012
- F026M3GB018
- F026M3GB030
- F026M3GB033

Dali

- F026M3GD001
- F026M3GD006
- F026M3GD012
- F026M3GD018
- F026M3GD030
- F026M3GD033

4000K

Non Dimmable

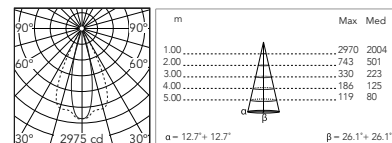
- F026M4GA001
- F026M4GA006
- F026M4GA012
- F026M4GA018
- F026M4GA030
- F026M4GA033

1-10V

- F026M4GB001
- F026M4GB006
- F026M4GB012
- F026M4GB018
- F026M4GB030
- F026M4GB033

Dali

- F026M4GD001
- F026M4GD006
- F026M4GD012
- F026M4GD018
- F026M4GD030
- F026M4GD033



@ 3000K

Optic Wall Washer

Power Led: 17W - 1739 lm ≠ FIXT 1277 lm - 2700K/CRI 80 - 220-240V / 17W - 1803 lm ≠ FIXT 1325 lm - 3000K/CRI 80 - 220-240V / 17W - 1868 lm ≠ FIXT 1370 lm - 4000K/CRI 80 - 220-240V

2700K

Non Dimmable

- F026M2HA001
- F026M2HA006
- F026M2HA012
- F026M2HA018
- F026M2HA030
- F026M2HA033

1-10V

- F026M2HB001
- F026M2HB006
- F026M2HB012
- F026M2HB018
- F026M2HB030
- F026M2HB033

Dali

- F026M2HD001
- F026M2HD006
- F026M2HD012
- F026M2HD018
- F026M2HD030
- F026M2HD033

3000K

Non Dimmable

- F026M3HA001
- F026M3HA006
- F026M3HA012
- F026M3HA018
- F026M3HA030
- F026M3HA033

1-10V

- F026M3HB001
- F026M3HB006
- F026M3HB012
- F026M3HB018
- F026M3HB030
- F026M3HB033

Dali

- F026M3HD001
- F026M3HD006
- F026M3HD012
- F026M3HD018
- F026M3HD030
- F026M3HD033

4000K

Non Dimmable

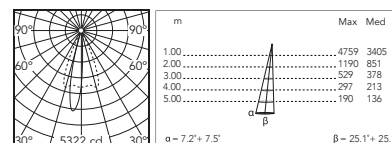
- F026M4HA001
- F026M4HA006
- F026M4HA012
- F026M4HA018
- F026M4HA030
- F026M4HA033

1-10V

- F026M4HB001
- F026M4HB006
- F026M4HB012
- F026M4HB018
- F026M4HB030
- F026M4HB033


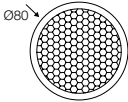

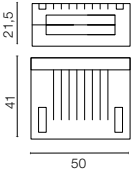

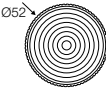



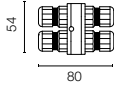



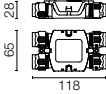
Dali


- F026M4HD001
- F026M4HD006
- F026M4HD012
- F026M4HD018
- F026M4HD030
- F026M4HD033

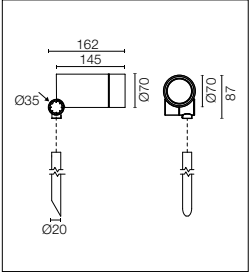












@ 3000K

Spine F 2 Pro: Accessori / Accessories

Honeycomb	Honeycomb Louvre	F026Z060000		
Gelbox IPX8 per connessione elettrica.	Gelbox IPX8 for splicing connectors.	F990C110000		
Lenti converter / Converter lenses: <ul style="list-style-type: none">- Converter Spine 2 Optic Medium Flood- Converter Spine 2 Optic Flood- Converter Spine 2 Optic Wide Flood- Converter Spine 2 Optic Elliptic 1- Converter Spine 2 Optic Elliptic 2- Converter Spine 2 Optic Wall Washer		F029Z020000 F029Z021000 F029Z022000 F029Z023000 F029Z024000 F029Z025000		
Sistema di giunzione IP68 H2O Stop anti-condensa a 2 vie 4 poli.	2 way terminal block 4 poles IP68 H2O Stop.	F990C00A000		
Sistema di giunzione IP68 H2O Stop anti-condensa a 3/4 vie 4 poli. (Ø5,5÷12mm cavo).	3/4 way terminal block 4 poles IP68 H2O Stop. (ø5,5÷12mm cable).	F990C010000		
Kit connettore 5 poli presa volante + spina EU IP68.	Connector kit 5-pole flying socket + EU plug IP68.	F990C080000		
Scatola di derivazione 5 poli 4 vie IP68 (cavi 6-14 mm).	4 way junction box 5 poles IP68 (6-14 mm cables).	F990C030000		







Sorgente Power LED inclusa. Equipaggiato con snoot integrato per un maggiore comfort visivo; accessorio visor a taglio asimmetrico disponibile. Accessori collimatori disponibili per variare le aperture del fascio luminoso. Alimentazione elettrica 220-240V ON/OFF integrata. Dotata di spezzone di cavo uscente in neoprene da 5m (10m a richiesta) per connessione elettrica remota; per garantire la tenuta è consigliabile utilizzare cavi flessibili idonei all'impiego in ambienti esterni. Accessorio asta per installazione a terra disponibile in due lunghezze da ordinare separatamente. Versione dimmerabile 1-10V o DALI con alimentatore remoto 24Vdc a richiesta.

2200K disponibile su richiesta.

Power LED source included. Equipped with an integrated snoot for higher visual comfort: the asymmetrical cut visor is available as an accessory. Collimators are available as an accessory to modify the beam opening. Integrated electric power supply 220-240V ON/OFF. Equipped with a 5m neoprene cable (10m upon request) for remote connection. To guarantee its water tightness, it is recommended to use flexible cables designed for outdoor use. The rod for ground installations is available in two sizes and needs to be ordered separately. Upon request: 1-10V or DALI dimmable version with 24Vdc remote power supply.

2200K available on request.

Optic Narrow Spot 7°

Power Led: 3,5W - 168 lm ≠ FIXT 143 lm - 2700K/CRI 80 - 220-240V / 3,5W - 174 lm ≠ FIXT 149 lm - 3000K/CRI 80 - 220-240V / 3,5W - 180 lm ≠ FIXT 154 lm - 4000K/CRI 80 - 220-240V

2700K
Non Dimmable

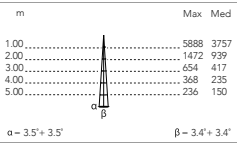
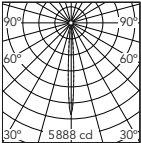
- F025G2AA001
- F025G2AA006
- F025G2AA012
- F025G2AA018
- F025G2AA030
- F025G2AA033

3000K
Non Dimmable

- F025G3AA001
- F025G3AA006
- F025G3AA012
- F025G3AA018
- F025G3AA030
- F025G3AA033

4000K
Non Dimmable

- F025G4AA001
- F025G4AA006
- F025G4AA012
- F025G4AA018
- F025G4AA030
- F025G4AA033



@ 3000K

Optic Spot 14°

Power Led: 7,9W - 671 lm ≠ FIXT 550 lm - 2700K/CRI 80 - 220-240V / 7,9W - 696 lm ≠ FIXT 571 lm - 3000K/CRI 80 - 220-240V / 7,9W - 720 lm ≠ FIXT 591 lm - 4000K/CRI 80 - 220-240V

2700K
Non Dimmable

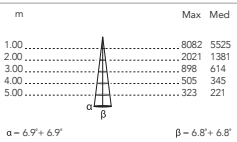
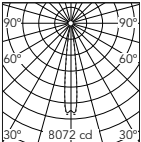
- F025G2BA001
- F025G2BA006
- F025G2BA012
- F025G2BA018
- F025G2BA030
- F025G2BA033

3000K
Non Dimmable

- F025G3BA001
- F025G3BA006
- F025G3BA012
- F025G3BA018
- F025G3BA030
- F025G3BA033

4000K
Non Dimmable

- F025G4BA001
- F025G4BA006
- F025G4BA012
- F025G4BA018
- F025G4BA030
- F025G4BA033



@ 3000K

Optic Medium Flood 24,5°

Power Led: 7,9W - 671 lm ≠ FIXT 499 lm - 2700K/CRI 80 - 220-240V / 7,9W - 696 lm ≠ FIXT 518 lm - 3000K/CRI 80 - 220-240V / 7,9W - 720 lm ≠ FIXT 536 lm - 4000K/CRI 80 - 220-240V

2700K
Non Dimmable

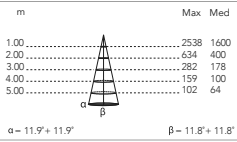
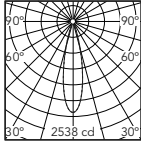
- F025G2CA001
- F025G2CA006
- F025G2CA012
- F025G2CA018
- F025G2CA030
- F025G2CA033

3000K
Non Dimmable

- F025G3CA001
- F025G3CA006
- F025G3CA012
- F025G3CA018
- F025G3CA030
- F025G3CA033

4000K
Non Dimmable

- F025G4CA001
- F025G4CA006
- F025G4CA012
- F025G4CA018
- F025G4CA030
- F025G4CA033



@ 3000K

Optic Flood 32°

Power Led: 7,9W - 671 lm ≠ FIXT 482 lm - 2700K/CRI 80 - 220-240V / 7,9W - 696 lm ≠ FIXT 500 lm - 3000K/CRI 80 - 220-240V / 7,9W - 720 lm ≠ FIXT 518 lm - 4000K/CRI 80 - 220-240V

2700K
Non Dimmable

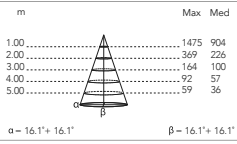
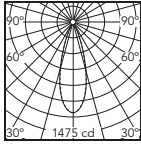
- F025G2DA001
- F025G2DA006
- F025G2DA012
- F025G2DA018
- F025G2DA030
- F025G2DA033

3000K
Non Dimmable

- F025G3DA001
- F025G3DA006
- F025G3DA012
- F025G3DA018
- F025G3DA030
- F025G3DA033

4000K
Non Dimmable

- F025G4DA001
- F025G4DA006
- F025G4DA012
- F025G4DA018
- F025G4DA030
- F025G4DA033



@ 3000K

Optic Wide Flood 49°

Power Led: 7,9W - 671 lm ≠ FIXT 480 lm - 2700K/CRI 80 - 220-240V / 7,9W - 696 lm ≠ FIXT 490 lm - 3000K/CRI 80 - 220-240V / 7,9W - 720 lm ≠ FIXT 505 lm - 4000K/CRI 80 - 220-240V

2700K

Non Dimmable

- F025G2EA001
- F025G2EA006
- F025G2EA012
- F025G2EA018
- F025G2EA030
- F025G2EA033

3000K

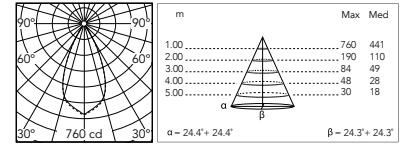
Non Dimmable

- F025G3EA001
- F025G3EA006
- F025G3EA012
- F025G3EA018
- F025G3EA030
- F025G3EA033

4000K

Non Dimmable

- F025G4EA001
- F025G4EA006
- F025G4EA012
- F025G4EA018
- F025G4EA030
- F025G4EA033



@ 3000K

Optic Elliptical 1 13,5° x 50°

Power Led: 7,9W - 671 lm ≠ FIXT 500 lm - 2700K/CRI 80 - 220-240V / 7,9W - 696 lm ≠ FIXT 519 lm - 3000K/CRI 80 - 220-240V / 7,9W - 720 lm ≠ FIXT 537 lm - 4000K/CRI 80 - 220-240V

2700K

Non Dimmable

- F025G2FA001
- F025G2FA006
- F025G2FA012
- F025G2FA018
- F025G2FA030
- F025G2FA033

3000K

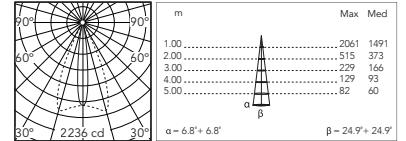
Non Dimmable

- F025G3FA001
- F025G3FA006
- F025G3FA012
- F025G3FA018
- F025G3FA030
- F025G3FA033

4000K

Non Dimmable

- F025G4FA001
- F025G4FA006
- F025G4FA012
- F025G4FA018
- F025G4FA030
- F025G4FA033



@ 3000K

Optic Elliptical 2 26° x 51°

Power Led: 7,9W - 671 lm ≠ FIXT 487 lm - 2700K/CRI 80 - 220-240V / 7,9W - 696 lm ≠ FIXT 505 lm - 3000K/CRI 80 - 220-240V / 7,9W - 720 lm ≠ FIXT 523 lm - 4000K/CRI 80 - 220-240V

2700K

Non Dimmable

- F025G2GA001
- F025G2GA006
- F025G2GA012
- F025G2GA018
- F025G2GA030
- F025G2GA033

3000K

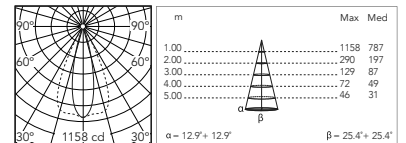
Non Dimmable

- F025G3GA001
- F025G3GA006
- F025G3GA012
- F025G3GA018
- F025G3GA030
- F025G3GA033

4000K

Non Dimmable

- F025G4GA001
- F025G4GA006
- F025G4GA012
- F025G4GA018
- F025G4GA030
- F025G4GA033



@ 3000K

Optic Wall Washer

Power Led: 7,9W - 671 lm ≠ FIXT 471 lm - 2700K/CRI 80 - 220-240V / 7,9W - 696 lm ≠ FIXT 489 lm - 3000K/CRI 80 - 220-240V / 7,9W - 720 lm ≠ FIXT 506 lm - 4000K/CRI 80 - 220-240V

2700K

Non Dimmable

- F025G2HA001
- F025G2HA006
- F025G2HA012
- F025G2HA018
- F025G2HA030
- F025G2HA033

3000K

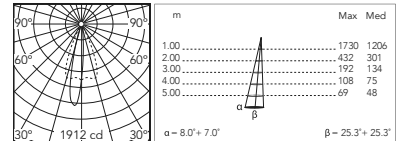
Non Dimmable

- F025G3HA001
- F025G3HA006
- F025G3HA012
- F025G3HA018
- F025G3HA030
- F025G3HA033

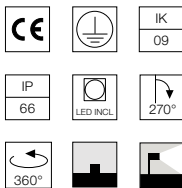
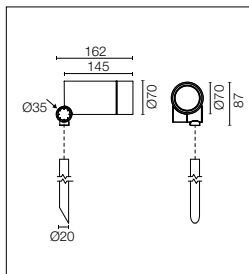
4000K

Non Dimmable

- F025G4HA001
- F025G4HA006
- F025G4HA012
- F025G4HA018
- F025G4HA030
- F025G4HA033



@ 3000K



Sorgente Power LED ad alta efficienza inclusa. Equipaggiato con snoot integrato per un maggiore comfort visivo; accessorio visor a taglio asimmetrico disponibile. Accessori collimatori disponibili per variare le aperture del fascio luminoso. Alimentazione elettrica 220-240V ON/OFF integrata. Dotata di spezzone di cavo uscente in neoprene da 5m (10m a richiesta) per connessione elettrica remota; per garantire la tenuta è consigliabile utilizzare cavi flessibili idonei all'impiego in ambienti esterni. Accessorio asta per installazione a terra disponibile in due lunghezze da ordinare separatamente. Versione dimmerabile 1-10V o DALI con alimentatore remoto 24Vdc a richiesta.

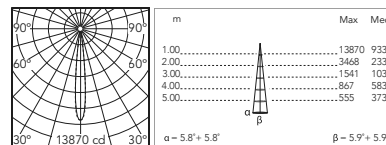
Energy-efficient Power LED source included. Equipped with an integrated snoot for higher visual comfort: the asymmetrical cut visor is available as an accessory. Collimators are available as an accessory to modify the beam opening. Integrated electric power supply 220-240V ON/OFF. Equipped with a 5m neoprene cable (10m upon request) for remote connection. To guarantee its water tightness, it is recommended to use flexible cables designed for outdoor use. The rod for ground installations is available in two sizes and needs to be ordered separately.
Upon request: 1-10V or DALI dimmable version with 24Vdc remote power supply.

Power Led: 10,5W - 920 lm ≠ FIXT 680 lm - 2700K/CRI 80 - 220-240V / 10,5W - 966 lm ≠ FIXT 706 lm - 3000K/CRI 80 - 220-240V / 10,5W - 1012 lm ≠ FIXT 730 lm - 4000K/CRI 80 - 220-240V

- F025H2BA001
- F025H2BA006
- F025H2BA012
- F025H2BA018
- F025H2BA030
- F025H2BA033

- F025H3BA001
- F025H3BA006
- F025H3BA012
- F025H3BA018
- F025H3BA030
- F025H3BA033

- F025H4BA001
- F025H4BA006
- F025H4BA012
- F025H4BA018
- F025H4BA030
- F025H4BA033



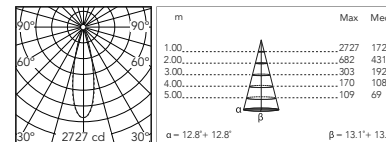
@ 3000K

Power Led: 10,5W - 920 lm ≠ FIXT 594 lm - 2700K/CRI 80 - 220-240V / 10,5W - 966 lm ≠ FIXT 630 lm - 3000K/CRI 80 - 220-240V / 10,5W - 1012 lm ≠ FIXT 654 lm - 4000K/CRI 80 - 220-240V

- F025H2CA001
- F025H2CA006
- F025H2CA012
- F025H2CA018
- F025H2CA030
- F025H2CA033

- F025H3CA001
- F025H3CA006
- F025H3CA012
- F025H3CA018
- F025H3CA030
- F025H3CA033

- F025H4CA001
- F025H4CA006
- F025H4CA012
- F025H4CA018
- F025H4CA030
- F025H4CA033



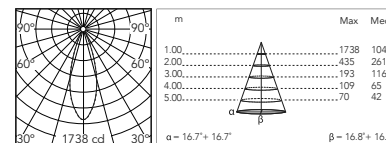
@ 3000K

Power Led: 10,5W - 920 lm ≠ FIXT 592 lm - 2700K/CRI 80 - 220-240V / 10,5W - 966 lm ≠ FIXT 627 lm - 3000K/CRI 80 - 220-240V / 10,5W - 1012 lm ≠ FIXT 651 lm - 4000K/CRI 80 - 220-240V

- F025H2DA001
- F025H2DA006
- F025H2DA012
- F025H2DA018
- F025H2DA030
- F025H2DA033

- F025H3DA001
- F025H3DA006
- F025H3DA012
- F025H3DA018
- F025H3DA030
- F025H3DA033

- F025H4DA001
- F025H4DA006
- F025H4DA012
- F025H4DA018
- F025H4DA030
- F025H4DA033



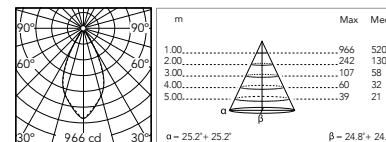
@ 3000K

Power Led: 10,5W - 920 lm ≠ FIXT 591 lm - 2700K/CRI 80 - 220-240V / 10,5W - 966 lm ≠ FIXT 619 lm - 3000K/CRI 80 - 220-240V / 10,5W - 1012 lm ≠ FIXT 650 lm - 4000K/CRI 80 - 220-240V

- F025H2EA001
- F025H2EA006
- F025H2EA012
- F025H2EA018
- F025H2EA030
- F025H2EA033

- F025H3EA001
- F025H3EA006
- F025H3EA012
- F025H3EA018
- F025H3EA030
- F025H3EA033

- F025H4EA001
- F025H4EA006
- F025H4EA012
- F025H4EA018
- F025H4EA030
- F025H4EA033



@ 3000K

Spine F 1 Ultra Hp

Optic Elliptical 1 11,5° x 49°

Power Led: 10,5W - 920 lm ≠ FIXT 603 lm - 2700K/CRI 80 - 220-240V / 10,5W - 966 lm ≠ FIXT 639 lm - 3000K/CRI 80 - 220-240V / 10,5W - 1012 lm ≠ FIXT 663 lm - 4000K/CRI 80 - 220-240V

2700K

Non Dimmable

- F025H2FA001
- F025H2FA006
- F025H2FA012
- F025H2FA018
- F025H2FA030
- F025H2FA033

3000K

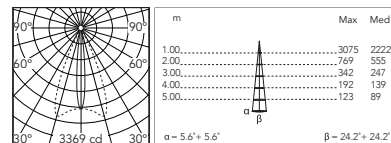
Non Dimmable

- F025H3FA001
- F025H3FA006
- F025H3FA012
- F025H3FA018
- F025H3FA030
- F025H3FA033

4000K

Non Dimmable

- F025H4FA001
- F025H4FA006
- F025H4FA012
- F025H4FA018
- F025H4FA030
- F025H4FA033



@ 3000K

Optic Elliptical 2 25,5° x 50°

Power Led: 10,5W - 920 lm ≠ FIXT 601 lm - 2700K/CRI 80 - 220-240V / 10,5W - 966 lm ≠ FIXT 624 lm - 3000K/CRI 80 - 220-240V / 10,5W - 1012 lm ≠ FIXT 645 lm - 4000K/CRI 80 - 220-240V

2700K

Non Dimmable

- F025H2GA001
- F025H2GA006
- F025H2GA012
- F025H2GA018
- F025H2GA030
- F025H2GA033

3000K

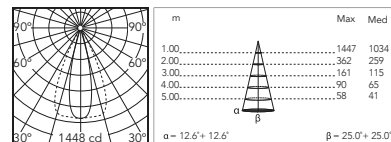
Non Dimmable

- F025H3GA001
- F025H3GA006
- F025H3GA012
- F025H3GA018
- F025H3GA030
- F025H3GA033

4000K

Non Dimmable

- F025H4GA001
- F025H4GA006
- F025H4GA012
- F025H4GA018
- F025H4GA030
- F025H4GA033



@ 3000K

Optic Wall Washer

Power Led: 10,5W - 920 lm ≠ FIXT 574 lm - 2700K/CRI 80 - 220-240V / 10,5W - 966 lm ≠ FIXT 609 lm - 3000K/CRI 80 - 220-240V / 10,5W - 1012 lm ≠ FIXT 631 lm - 4000K/CRI 80 - 220-240V

2700K

Non Dimmable

- F025H2HA001
- F025H2HA006
- F025H2HA012
- F025H2HA018
- F025H2HA030
- F025H2HA033

3000K

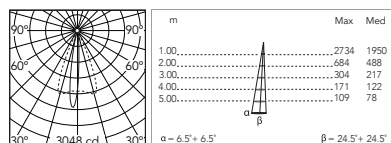
Non Dimmable

- F025H3HA001
- F025H3HA006
- F025H3HA012
- F025H3HA018
- F025H3HA030
- F025H3HA033

4000K


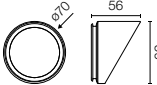

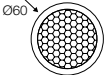

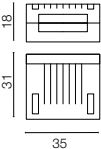

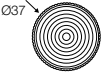

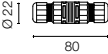



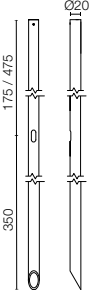
Non Dimmable

- F025H4HA001
- F025H4HA006
- F025H4HA012
- F025H4HA018
- F025H4HA030
- F025H4HA033

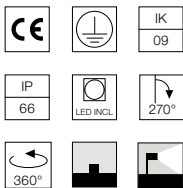
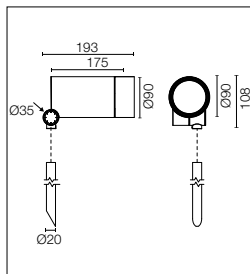


@ 3000K

Spine F 1 Ultra: Accessori / Accessories

Visor	Visor	<div><div></div><div></div><div></div><div></div><div></div><div></div></div> <div>F025Z050001 F025Z050006 F025Z050012 F025Z050018 F025Z050030 F025Z050033</div>	 
Honeycomb	Honeycomb Louvre	F025Z060000	 
Gelbox IPX8 per connessione elettrica.	Gelbox IPX8 for splicing connectors.	F990C100000	 
Lenti converter / Converter lenses: - Converter Spine 1 Optic Medium Flood - Converter Spine 1 Optic Flood - Converter Spine 1 Optic Wide Flood - Converter Spine 1 Optic Elliptic 1 - Converter Spine 1 Optic Elliptic 2 - Converter Spine 1 Optic Wall Washer		F029Z010000 F029Z011000 F029Z012000 F029Z013000 F029Z014000 F029Z015000	 
Sistema di giunzione IP68 H2O Stop anti-condensa a 2 vie 4 poli.	2 way terminal block 4 poles IP68 H2O Stop.	F990C00A000	 
Sistema di giunzione IP68 H2O Stop anti-condensa a 3/4 vie 4 poli. (Ø5,5÷12mm cavo).	3/4 way terminal block 4 poles IP68 H2O Stop. (ø5,5÷12mm cable).	F990C010000	 
Asta lunghezza 200 - 500 mm fuori terra per installazione nel terreno	Pole with an overground length of 200 - 500 mm for ground installation.	<div>200 mm</div> <div><div></div><div></div><div></div><div></div><div></div><div></div></div> <div>F026Z020001 F026Z020006 F026Z020012 F026Z020018 F026Z020030 F026Z020033</div> <div>500 mm</div> <div><div></div><div></div><div></div><div></div><div></div><div></div></div> <div>F026Z030001 F026Z030006 F026Z030012 F026Z030018 F026Z030030 F026Z030033</div>	 





Power LED source included. Equipped with an integrated snoot for higher visual comfort: the asymmetrical cut visor is available as an accessory. Collimators are available as an accessory to modify the beam opening. Integrated electric power supply 220-240V ON/OFF and adjustable 1-10V or DALI. Equipped with a 5m neoprene cable (10m upon request) for remote connection. To guarantee its water tightness, it is recommended to use flexible cables designed for outdoor use. The rod for ground installations is available in two sizes and needs to be ordered separately.

Optic Narrow Spot
2200K available on request.

Power Led: 4,1W - 248 lm ≠ FIXT 230 lm - 2700K/CRI 80 - 220-240V / 4,1W - 258 lm ≠ FIXT 239 lm - 3000K/CRI 80 - 220-240V / 4,1W - 267 lm ≠ FIXT 247 lm - 4000K/CRI 80 - 220-240V

Non Dimmable

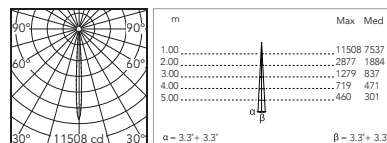
- F026G2AA001
● F026G2AA006
● F026G2AA012
● F026G2AA018
● F026G2AA030
● F026G2AA033
1-10V
○ F026G2AB001
● F026G2AB006
● F026G2AB012
● F026G2AB018
● F026G2AB030
● F026G2AB033
Dali
○ F026G2AD001
● F026G2AD006
● F026G2AD012
● F026G2AD018
● F026G2AD030
● F026G2AD033

Non Dimmable

- F026G3AA001
● F026G3AA006
● F026G3AA012
● F026G3AA018
● F026G3AA030
● F026G3AA033
1-10V
○ F026G3AB001
● F026G3AB006
● F026G3AB012
● F026G3AB018
● F026G3AB030
● F026G3AB033
Dali
○ F026G3AD001
● F026G3AD006
● F026G3AD012
● F026G3AD018
● F026G3AD030
● F026G3AD033

Non Dimmable

- F026G4AA001
● F026G4AA006
● F026G4AA012
● F026G4AA018
● F026G4AA030
● F026G4AA033
1-10V
○ F026G4AB001
● F026G4AB006
● F026G4AB012
● F026G4AB018
● F026G4AB030
● F026G4AB033
Dali
○ F026G4AD001
● F026G4AD006
● F026G4AD012
● F026G4AD018
● F026G4AD030
● F026G4AD033



@ 3000K

Power Led: 10,5W - 920 lm ± FIXT 769 lm - 2700K/CRI 80 - 220-240V / 10,5W - 966 lm ± FIXT 808 lm - 3000K/CRI 80 - 220-240V / 10,5W - 1012 lm ± FIXT 846 lm - 4000K/CRI 80 - 220-240V

Non Dimmable

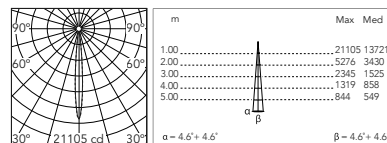
- F026G2BA001
● F026G2BA006
● F026G2BA012
● F026G2BA018
● F026G2BA030
● F026G2BA033
1-10V
○ F026G2BB001
● F026G2BB006
● F026G2BB012
● F026G2BB018
● F026G2BB030
● F026G2BB033
Dali
○ F026G2BD001
● F026G2BD006
● F026G2BD012
● F026G2BD018
● F026G2BD030
● F026G2BD033

Non Dimmable

- F026G3BA001
● F026G3BA006
● F026G3BA012
● F026G3BA018
● F026G3BA030
● F026G3BA033
1-10V
○ F026G3BB001
● F026G3BB006
● F026G3BB012
● F026G3BB018
● F026G3BB030
● F026G3BB033
Dali
○ F026G3BD001
● F026G3BD006
● F026G3BD012
● F026G3BD018
● F026G3BD030
● F026G3BD033

Non Dimmable

- F026G4BA001
● F026G4BA006
● F026G4BA012
● F026G4BA018
● F026G4BA030
● F026G4BA033
1-10V
○ F026G4BB001
● F026G4BB006
● F026G4BB012
● F026G4BB018
● F026G4BB030
● F026G4BB033
Dali
○ F026G4BD001
● F026G4BD006
● F026G4BD012
● F026G4BD018
● F026G4BD030
● F026G4BD033



@ 3000K

Optic Medium Flood 28°

Power Led: 10,5W - 920 lm ≠ FIXT 715 lm - 2700K/CRI 80 - 220-240V / 10,5W - 966 lm ≠ FIXT 742 lm - 3000K/CRI 80 - 220-240V / 10,5W - 1012 lm ≠ FIXT 767 lm - 4000K/CRI 80 - 220-240V

2700K

Non Dimmable

- F026G2CA001
- F026G2CA006
- F026G2CA012
- F026G2CA018
- F026G2CA030
- F026G2CA033
- 1-10V
- F026G2CB001
- F026G2CB006
- F026G2CB012
- F026G2CB018
- F026G2CB030
- F026G2CB033
- Dali
- F026G2CD001
- F026G2CD006
- F026G2CD012
- F026G2CD018
- F026G2CD030
- F026G2CD033

3000K

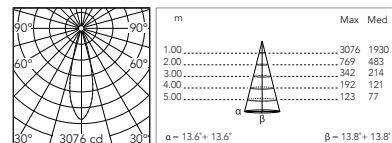
Non Dimmable

- F026G3CA001
- F026G3CA006
- F026G3CA012
- F026G3CA018
- F026G3CA030
- F026G3CA033
- 1-10V
- F026G3CB001
- F026G3CB006
- F026G3CB012
- F026G3CB018
- F026G3CB030
- F026G3CB033
- Dali
- F026G3CD001
- F026G3CD006
- F026G3CD012
- F026G3CD018
- F026G3CD030
- F026G3CD033

4000K

Non Dimmable

- F026G4CA001
- F026G4CA006
- F026G4CA012
- F026G4CA018
- F026G4CA030
- F026G4CA033
- 1-10V
- F026G4CB001
- F026G4CB006
- F026G4CB012
- F026G4CB018
- F026G4CB030
- F026G4CB033
- Dali
- F026G4CD001
- F026G4CD006
- F026G4CD012
- F026G4CD018
- F026G4CD030
- F026G4CD033



@ 3000K

Optic Flood 33°

Power Led: 10,5W - 920 lm ≠ FIXT 695 lm - 2700K/CRI 80 - 220-240V / 10,5W - 966 lm ≠ FIXT 721 lm - 3000K/CRI 80 - 220-240V / 10,5W - 1012 lm ≠ FIXT 746 lm - 4000K/CRI 80 - 220-240V

2700K

Non Dimmable

- F026G2DA001
- F026G2DA006
- F026G2DA012
- F026G2DA018
- F026G2DA030
- F026G2DA033
- 1-10V
- F026G2DB001
- F026G2DB006
- F026G2DB012
- F026G2DB018
- F026G2DB030
- F026G2DB033
- Dali
- F026G2DD001
- F026G2DD006
- F026G2DD012
- F026G2DD018
- F026G2DD030
- F026G2DD033

3000K

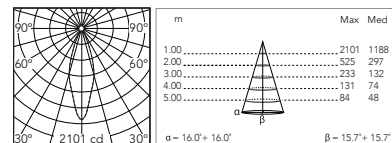
Non Dimmable

- F026G3DA001
- F026G3DA006
- F026G3DA012
- F026G3DA018
- F026G3DA030
- F026G3DA033
- 1-10V
- F026G3DB001
- F026G3DB006
- F026G3DB012
- F026G3DB018
- F026G3DB030
- F026G3DB033
- Dali
- F026G3DD001
- F026G3DD006
- F026G3DD012
- F026G3DD018
- F026G3DD030
- F026G3DD033

4000K

Non Dimmable

- F026G4DA001
- F026G4DA006
- F026G4DA012
- F026G4DA018
- F026G4DA030
- F026G4DA033
- 1-10V
- F026G4DB001
- F026G4DB006
- F026G4DB012
- F026G4DB018
- F026G4DB030
- F026G4DB033
- Dali
- F026G4DD001
- F026G4DD006
- F026G4DD012
- F026G4DD018
- F026G4DD030
- F026G4DD033



@ 3000K

Optic Wide Flood 51°

Power Led: 10,5W - 920 lm ≠ FIXT 711 lm - 2700K/CRI 80 - 220-240V / 10,5W - 966 lm ≠ FIXT 741 lm - 3000K/CRI 80 - 220-240V / 10,5W - 1012 lm ≠ FIXT 778 lm - 4000K/CRI 80 - 220-240V

2700K

Non Dimmable

- F026G2EA001
- F026G2EA006
- F026G2EA012
- F026G2EA018
- F026G2EA030
- F026G2EA033
- 1-10V
- F026G2EB001
- F026G2EB006
- F026G2EB012
- F026G2EB018
- F026G2EB030
- F026G2EB033
- Dali
- F026G2ED001
- F026G2ED006
- F026G2ED012
- F026G2ED018
- F026G2ED030
- F026G2ED033

3000K

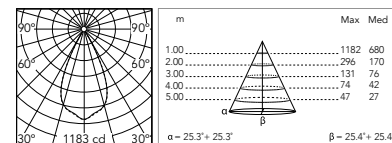
Non Dimmable

- F026G3EA001
- F026G3EA006
- F026G3EA012
- F026G3EA018
- F026G3EA030
- F026G3EA033
- 1-10V
- F026G3EB001
- F026G3EB006
- F026G3EB012
- F026G3EB018
- F026G3EB030
- F026G3EB033
- Dali
- F026G3ED001
- F026G3ED006
- F026G3ED012
- F026G3ED018
- F026G3ED030
- F026G3ED033

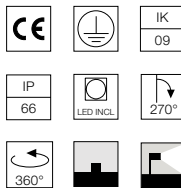
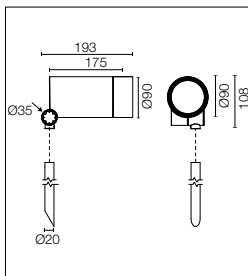
4000K

Non Dimmable

- F026G4EA001
- F026G4EA006
- F026G4EA012
- F026G4EA018
- F026G4EA030
- F026G4EA033
- 1-10V
- F026G4EB001
- F026G4EB006
- F026G4EB012
- F026G4EB018
- F026G4EB030
- F026G4EB033
- Dali
- F026G4ED001
- F026G4ED006
- F026G4ED012
- F026G4ED018
- F026G4ED030
- F026G4ED033



@ 3000K



Sorgente Power LED ad alta efficienza inclusa. Equipaggiato con snoot integrato per un maggiore comfort visivo; accessorio visor a taglio asimmetrico disponibile. Accessori collimatori disponibili per variare le aperture del fascio luminoso. Alimentazione elettrica 220-240V ON/ OFF e dimmerabile 1-10V o DALI integrata. Dotata di spezzone di cavo uscente in neoprene da 5m (10m a richiesta) per connessione elettrica remota; per garantire la tenuta è consigliabile utilizzare cavi flessibili idonei all'impiego in ambienti esterni. Accessorio asta per installazione a terra disponibile in due lunghezze da ordinare separatamente.

Energy-efficient Power LED source included. Equipped with an integrated snoot for higher visual comfort: the asymmetrical cut visor is available as an accessory. Collimators are available as an accessory to modify the beam opening. Integrated electric power supply 220-240V ON/OFF and adjustable 1-10V or DALI. Equipped with a 5m neoprene cable (10m upon request) for remote connection. To guarantee its water tightness, it is recommended to use flexible cables designed for outdoor use. The rod for ground installations is available in two sizes and needs to be ordered separately.

2200K disponibile su richiesta.

2200K available on request.

Optic Spot 14,5°

Power Led: 17W - 1739 lm ≠ FIXT 1443 lm - 2700K/CRI 80 - 220-240V / 17W - 1803 lm ≠ FIXT 1497 lm - 3000K/CRI 80 - 220-240V / 17W - 1868 lm ≠ FIXT 1548 lm - 4000K/CRI 80 - 220-240V

2700K

Non Dimmable

- F026H2BA001
- F026H2BA006
- F026H2BA012
- F026H2BA018
- F026H2BA030
- F026H2BA033
- 1-10V
- F026H2BB001
- F026H2BB006
- F026H2BB012
- F026H2BB018
- F026H2BB030
- F026H2BB033
- Dali
- F026H2BD001
- F026H2BD006
- F026H2BD012
- F026H2BD018
- F026H2BD030
- F026H2BD033

3000K

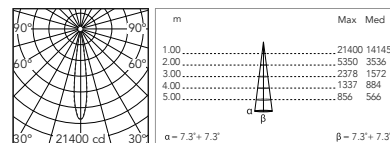
Non Dimmable

- F026H3BA001
- F026H3BA006
- F026H3BA012
- F026H3BA018
- F026H3BA030
- F026H3BA033
- 1-10V
- F026H3BB001
- F026H3BB006
- F026H3BB012
- F026H3BB018
- F026H3BB030
- F026H3BB033
- Dali
- F026H3BD001
- F026H3BD006
- F026H3BD012
- F026H3BD018
- F026H3BD030
- F026H3BD033

4000K

Non Dimmable

- F026H4BA001
- F026H4BA006
- F026H4BA012
- F026H4BA018
- F026H4BA030
- F026H4BA033
- 1-10V
- F026H4BB001
- F026H4BB006
- F026H4BB012
- F026H4BB018
- F026H4BB030
- F026H4BB033
- Dali
- F026H4BD001
- F026H4BD006
- F026H4BD012
- F026H4BD018
- F026H4BD030
- F026H4BD033



@ 3000K

Optic Medium Flood 26°

Power Led: 17W - 1739 lm ≠ FIXT 1336 lm - 2700K/CRI 80 - 220-240V / 17W - 1803 lm ≠ FIXT 1386 lm - 3000K/CRI 80 - 220-240V / 17W - 1868 lm ≠ FIXT 1434 lm - 4000K/CRI 80 - 220-240V

2700K

Non Dimmable

- F026H2CA001
- F026H2CA006
- F026H2CA012
- F026H2CA018
- F026H2CA030
- F026H2CA033
- 1-10V
- F026H2CB001
- F026H2CB006
- F026H2CB012
- F026H2CB018
- F026H2CB030
- F026H2CB033
- Dali
- F026H2CD001
- F026H2CD006
- F026H2CD012
- F026H2CD018
- F026H2CD030
- F026H2CD033

3000K

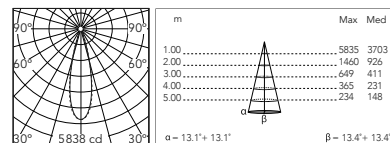
Non Dimmable

- F026H3CA001
- F026H3CA006
- F026H3CA012
- F026H3CA018
- F026H3CA030
- F026H3CA033
- 1-10V
- F026H3CB001
- F026H3CB006
- F026H3CB012
- F026H3CB018
- F026H3CB030
- F026H3CB033
- Dali
- F026H3CD001
- F026H3CD006
- F026H3CD012
- F026H3CD018
- F026H3CD030
- F026H3CD033

4000K

Non Dimmable

- F026H4CA001
- F026H4CA006
- F026H4CA012
- F026H4CA018
- F026H4CA030
- F026H4CA033
- 1-10V
- F026H4CB001
- F026H4CB006
- F026H4CB012
- F026H4CB018
- F026H4CB030
- F026H4CB033
- Dali
- F026H4CD001
- F026H4CD006
- F026H4CD012
- F026H4CD018
- F026H4CD030
- F026H4CD033

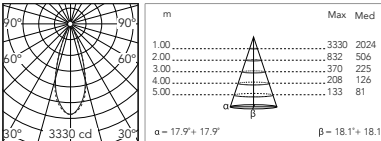


@ 3000K

Optic Flood 36°

Power Led: 17W - 1739 lm ≠ FIXT 1302 lm - 2700K/CRI 80 - 220-240V / 17W - 1803 lm ≠ FIXT 1351 lm - 3000K/CRI 80 - 220-240V / 17W - 1868 lm ≠ FIXT 1397 lm - 4000K/CRI 80 - 220-240V

2700K	3000K	4000K
Non Dimmable	Non Dimmable	Non Dimmable
<div><div></div><div>F026H2DA001</div></div>	<div><div></div><div>F026H3DA001</div></div>	<div><div></div><div>F026H4DA001</div></div>
<div><div></div><div>F026H2DA006</div></div>	<div><div></div><div>F026H3DA006</div></div>	<div><div></div><div>F026H4DA006</div></div>
<div><div></div><div>F026H2DA012</div></div>	<div><div></div><div>F026H3DA012</div></div>	<div><div></div><div>F026H4DA012</div></div>
<div><div></div><div>F026H2DA018</div></div>	<div><div></div><div>F026H3DA018</div></div>	<div><div></div><div>F026H4DA018</div></div>
<div><div></div><div>F026H2DA030</div></div>	<div><div></div><div>F026H3DA030</div></div>	<div><div></div><div>F026H4DA030</div></div>
<div><div></div><div>F026H2DA033</div></div>	<div><div></div><div>F026H3DA033</div></div>	<div><div></div><div>F026H4DA033</div></div>
1-10V	1-10V	1-10V
<div><div></div><div>F026H2DB001</div></div>	<div><div></div><div>F026H3DB001</div></div>	<div><div></div><div>F026H4DB001</div></div>
<div><div></div><div>F026H2DB006</div></div>	<div><div></div><div>F026H3DB006</div></div>	<div><div></div><div>F026H4DB006</div></div>
<div><div></div><div>F026H2DB012</div></div>	<div><div></div><div>F026H3DB012</div></div>	<div><div></div><div>F026H4DB012</div></div>
<div><div></div><div>F026H2DB018</div></div>	<div><div></div><div>F026H3DB018</div></div>	<div><div></div><div>F026H4DB018</div></div>
<div><div></div><div>F026H2DB030</div></div>	<div><div></div><div>F026H3DB030</div></div>	<div><div></div><div>F026H4DB030</div></div>
<div><div></div><div>F026H2DB033</div></div>	<div><div></div><div>F026H3DB033</div></div>	<div><div></div><div>F026H4DB033</div></div>
Dali	Dali	Dali
<div><div></div><div>F026H2DD001</div></div>	<div><div></div><div>F026H3DD001</div></div>	<div><div></div><div>F026H4DD001</div></div>
<div><div></div><div>F026H2DD006</div></div>	<div><div></div><div>F026H3DD006</div></div>	<div><div></div><div>F026H4DD006</div></div>
<div><div></div><div>F026H2DD012</div></div>	<div><div></div><div>F026H3DD012</div></div>	<div><div></div><div>F026H4DD012</div></div>
<div><div></div><div>F026H2DD018</div></div>	<div><div></div><div>F026H3DD018</div></div>	<div><div></div><div>F026H4DD018</div></div>
<div><div></div><div>F026H2DD030</div></div>	<div><div></div><div>F026H3DD030</div></div>	<div><div></div><div>F026H4DD030</div></div>
<div><div></div><div>F026H2DD033</div></div>	<div><div></div><div>F026H3DD033</div></div>	<div><div></div><div>F026H4DD033</div></div>

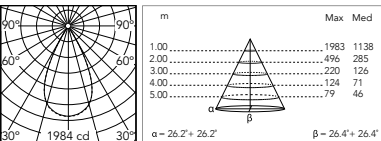


@ 3000K

Optic Wide Flood 52°

Power Led: 17W - 1739 lm ≠ FIXT 1303 lm - 2700K/CRI 80 - 220-240V / 17W - 1803 lm ≠ FIXT 1357 lm - 3000K/CRI 80 - 220-240V / 17W - 1868 lm ≠ FIXT 1411 lm - 4000K/CRI 80 - 220-240V

2700K	3000K	4000K
Non Dimmable	Non Dimmable	Non Dimmable
<div><div></div><div>F026H2EA001</div></div>	<div><div></div><div>F026H3EA001</div></div>	<div><div></div><div>F026H4EA001</div></div>
<div><div></div><div>F026H2EA006</div></div>	<div><div></div><div>F026H3EA006</div></div>	<div><div></div><div>F026H4EA006</div></div>
<div><div></div><div>F026H2EA012</div></div>	<div><div></div><div>F026H3EA012</div></div>	<div><div></div><div>F026H4EA012</div></div>
<div><div></div><div>F026H2EA018</div></div>	<div><div></div><div>F026H3EA018</div></div>	<div><div></div><div>F026H4EA018</div></div>
<div><div></div><div>F026H2EA030</div></div>	<div><div></div><div>F026H3EA030</div></div>	<div><div></div><div>F026H4EA030</div></div>
<div><div></div><div>F026H2EA033</div></div>	<div><div></div><div>F026H3EA033</div></div>	<div><div></div><div>F026H4EA033</div></div>
1-10V	1-10V	1-10V
<div><div></div><div>F026H2EB001</div></div>	<div><div></div><div>F026H3EB001</div></div>	<div><div></div><div>F026H4EB001</div></div>
<div><div></div><div>F026H2EB006</div></div>	<div><div></div><div>F026H3EB006</div></div>	<div><div></div><div>F026H4EB006</div></div>
<div><div></div><div>F026H2EB012</div></div>	<div><div></div><div>F026H3EB012</div></div>	<div><div></div><div>F026H4EB012</div></div>
<div><div></div><div>F026H2EB018</div></div>	<div><div></div><div>F026H3EB018</div></div>	<div><div></div><div>F026H4EB018</div></div>
<div><div></div><div>F026H2EB030</div></div>	<div><div></div><div>F026H3EB030</div></div>	<div><div></div><div>F026H4EB030</div></div>
<div><div></div><div>F026H2EB033</div></div>	<div><div></div><div>F026H3EB033</div></div>	<div><div></div><div>F026H4EB033</div></div>
Dali	Dali	Dali
<div><div></div><div>F026H2ED001</div></div>	<div><div></div><div>F026H3ED001</div></div>	<div><div></div><div>F026H4ED001</div></div>
<div><div></div><div>F026H2ED006</div></div>	<div><div></div><div>F026H3ED006</div></div>	<div><div></div><div>F026H4ED006</div></div>
<div><div></div><div>F026H2ED012</div></div>	<div><div></div><div>F026H3ED012</div></div>	<div><div></div><div>F026H4ED012</div></div>
<div><div></div><div>F026H2ED018</div></div>	<div><div></div><div>F026H3ED018</div></div>	<div><div></div><div>F026H4ED018</div></div>
<div><div></div><div>F026H2ED030</div></div>	<div><div></div><div>F026H3ED030</div></div>	<div><div></div><div>F026H4ED030</div></div>
<div><div></div><div>F026H2ED033</div></div>	<div><div></div><div>F026H3ED033</div></div>	<div><div></div><div>F026H4ED033</div></div>

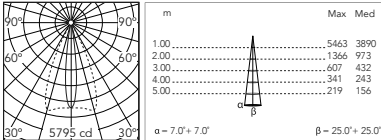


@ 3000K

Optic Elliptical 1 14° x 50°

Power Led: 17W - 1739 lm ≠ FIXT 1315 lm - 2700K/CRI 80 - 220-240V / 17W - 1803 lm ≠ FIXT 1364 lm - 3000K/CRI 80 - 220-240V / 17W - 1868 lm ≠ FIXT 1410 lm - 4000K/CRI 80 - 220-240V

2700K	3000K	4000K
Non Dimmable	Non Dimmable	Non Dimmable
<div><div></div><div>F026H2FA001</div></div>	<div><div></div><div>F026H3FA001</div></div>	<div><div></div><div>F026H4FA001</div></div>
<div><div></div><div>F026H2FA006</div></div>	<div><div></div><div>F026H3FA006</div></div>	<div><div></div><div>F026H4FA006</div></div>
<div><div></div><div>F026H2FA012</div></div>	<div><div></div><div>F026H3FA012</div></div>	<div><div></div><div>F026H4FA012</div></div>
<div><div></div><div>F026H2FA018</div></div>	<div><div></div><div>F026H3FA018</div></div>	<div><div></div><div>F026H4FA018</div></div>
<div><div></div><div>F026H2FA030</div></div>	<div><div></div><div>F026H3FA030</div></div>	<div><div></div><div>F026H4FA030</div></div>
<div><div></div><div>F026H2FA033</div></div>	<div><div></div><div>F026H3FA033</div></div>	<div><div></div><div>F026H4FA033</div></div>
1-10V	1-10V	1-10V
<div><div></div><div>F026H2FB001</div></div>	<div><div></div><div>F026H3FB001</div></div>	<div><div></div><div>F026H4FB001</div></div>
<div><div></div><div>F026H2FB006</div></div>	<div><div></div><div>F026H3FB006</div></div>	<div><div></div><div>F026H4FB006</div></div>
<div><div></div><div>F026H2FB012</div></div>	<div><div></div><div>F026H3FB012</div></div>	<div><div></div><div>F026H4FB012</div></div>
<div><div></div><div>F026H2FB018</div></div>	<div><div></div><div>F026H3FB018</div></div>	<div><div></div><div>F026H4FB018</div></div>
<div><div></div><div>F026H2FB030</div></div>	<div><div></div><div>F026H3FB030</div></div>	<div><div></div><div>F026H4FB030</div></div>
<div><div></div><div>F026H2FB033</div></div>	<div><div></div><div>F026H3FB033</div></div>	<div><div></div><div>F026H4FB033</div></div>
Dali	Dali	Dali
<div><div></div><div>F026H2FD001</div></div>	<div><div></div><div>F026H3FD001</div></div>	<div><div></div><div>F026H4FD001</div></div>
<div><div></div><div>F026H2FD006</div></div>	<div><div></div><div>F026H3FD006</div></div>	<div><div></div><div>F026H4FD006</div></div>
<div><div></div><div>F026H2FD012</div></div>	<div><div></div><div>F026H3FD012</div></div>	<div><div></div><div>F026H4FD012</div></div>
<div><div></div><div>F026H2FD018</div></div>	<div><div></div><div>F026H3FD018</div></div>	<div><div></div><div>F026H4FD018</div></div>
<div><div></div><div>F026H2FD030</div></div>	<div><div></div><div>F026H3FD030</div></div>	<div><div></div><div>F026H4FD030</div></div>
<div><div></div><div>F026H2FD033</div></div>	<div><div></div><div>F026H3FD033</div></div>	<div><div></div><div>F026H4FD033</div></div>



@ 3000K

Optic Elliptical 2 25° x 52°

Power Led: 17W - 1739 lm ≠ FIXT 1298 lm - 2700K/CRI 80 - 220-240V / 17W - 1803 lm ≠ FIXT 1351 lm - 3000K/CRI 80 - 220-240V / 17W - 1868 lm ≠ FIXT 1393 lm - 4000K/CRI 80 - 220-240V

2700K

Non Dimmable

- F026H2GA001
- F026H2GA006
- F026H2GA012
- F026H2GA018
- F026H2GA030
- F026H2GA033
- 1-10V
- F026H2GB001
- F026H2GB006
- F026H2GB012
- F026H2GB018
- F026H2GB030
- F026H2GB033
- Dali
- F026H2GD001
- F026H2GD006
- F026H2GD012
- F026H2GD018
- F026H2GD030
- F026H2GD033

3000K

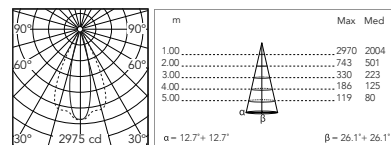
Non Dimmable

- F026H3GA001
- F026H3GA006
- F026H3GA012
- F026H3GA018
- F026H3GA030
- F026H3GA033
- 1-10V
- F026H3GB001
- F026H3GB006
- F026H3GB012
- F026H3GB018
- F026H3GB030
- F026H3GB033
- Dali
- F026H3GD001
- F026H3GD006
- F026H3GD012
- F026H3GD018
- F026H3GD030
- F026H3GD033

4000K

Non Dimmable

- F026H4GA001
- F026H4GA006
- F026H4GA012
- F026H4GA018
- F026H4GA030
- F026H4GA033
- 1-10V
- F026H4GB001
- F026H4GB006
- F026H4GB012
- F026H4GB018
- F026H4GB030
- F026H4GB033
- Dali
- F026H4GD001
- F026H4GD006
- F026H4GD012
- F026H4GD018
- F026H4GD030
- F026H4GD033



@ 3000K

Optic Wall Washer

Power Led: 17W - 1739 lm ≠ FIXT 1277 lm - 2700K/CRI 80 - 220-240V / 17W - 1803 lm ≠ FIXT 1325 lm - 3000K/CRI 80 - 220-240V / 17W - 1868 lm ≠ FIXT 1370 lm - 4000K/CRI 80 - 220-240V

2700K

Non Dimmable

- F026H2HA001
- F026H2HA006
- F026H2HA012
- F026H2HA018
- F026H2HA030
- F026H2HA033
- 1-10V
- F026H2HB001
- F026H2HB006
- F026H2HB012
- F026H2HB018
- F026H2HB030
- F026H2HB033
- Dali
- F026H2HD001
- F026H2HD006
- F026H2HD012
- F026H2HD018
- F026H2HD030
- F026H2HD033

3000K

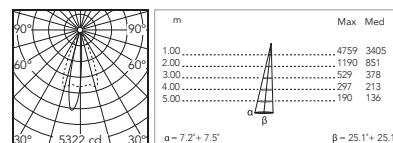
Non Dimmable

- F026H3HA001
- F026H3HA006
- F026H3HA012
- F026H3HA018
- F026H3HA030
- F026H3HA033
- 1-10V
- F026H3HB001
- F026H3HB006
- F026H3HB012
- F026H3HB018
- F026H3HB030
- F026H3HB033
- Dali
- F026H3HD001
- F026H3HD006
- F026H3HD012
- F026H3HD018
- F026H3HD030
- F026H3HD033

4000K

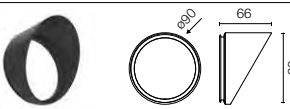
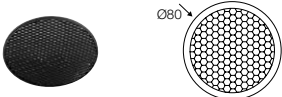
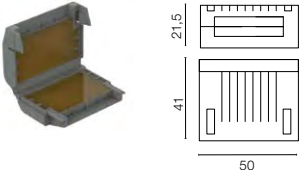





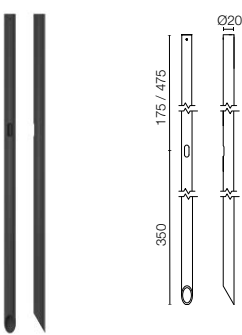
Non Dimmable

- F026H4HA001
- F026H4HA006
- F026H4HA012
- F026H4HA018
- F026H4HA030
- F026H4HA033
- 1-10V
- F026H4HB001
- F026H4HB006
- F026H4HB012
- F026H4HB018
- F026H4HB030
- F026H4HB033
- Dali
- F026H4HD001
- F026H4HD006
- F026H4HD012
- F026H4HD018
- F026H4HD030
- F026H4HD033




@ 3000K

Spine F 2 Ultra: Accessori / Accessories

Visor	Visor	<div><div><div></div><div></div><div></div><div></div><div></div><div></div></div><div><div>F026Z050001</div><div>F026Z050006</div><div>F026Z050012</div><div>F026Z050018</div><div>F026Z050030</div><div>F026Z050033</div></div></div>	
Honeycomb	Honeycomb Louvre	F026Z060000	
Gelbox IPX8 per connessione elettrica.	Gelbox IPX8 for splicing connectors.	F990C110000	
Lenti converter / Converter lenses: - Converter Spine 2 Optic Medium Flood - Converter Spine 2 Optic Flood - Converter Spine 2 Optic Wide Flood - Converter Spine 2 Optic Elliptic 1 - Converter Spine 2 Optic Elliptic 2 - Converter Spine 2 Optic Wall Washer		<div><div>F029Z020000</div><div>F029Z021000</div><div>F029Z022000</div><div>F029Z023000</div><div>F029Z024000</div><div>F029Z025000</div></div>	
Sistema di giunzione IP68 H2O Stop anti-condensa a 2 vie 4 poli.	2 way terminal block 4 poles IP68 H2O Stop.	F990C00A000	
Sistema di giunzione IP68 H2O Stop anti-condensa a 3/4 vie 4 poli. (Ø5,5÷12mm cavo).	3/4 way terminal block 4 poles IP68 H2O Stop. (ø5,5÷12mm cable).	F990C010000	
Kit connettore 5 poli presa volante + spina EU IP68.	Connector kit 5-pole flying socket + EU plug IP68.	F990C080000	
Scatola di derivazione 5 poli 4 vie IP68 (cavi 6-14 mm).	4 way junction box 5 poles IP68 (6-14 mm cables).	F990C030000	
Asta lunghezza 200 - 500 mm fuori terra per installazione nel terreno	Pole with an overground length of 200 - 500 mm for ground installation.	<div><div>200 mm</div><div><div><div></div><div></div><div></div><div></div><div></div><div></div></div><div><div>F026Z020001</div><div>F026Z020006</div><div>F026Z020012</div><div>F026Z020018</div><div>F026Z020030</div><div>F026Z020033</div></div></div><div><div>500 mm</div><div><div><div></div><div></div><div></div><div></div><div></div><div></div></div><div><div>F026Z030001</div><div>F026Z030006</div><div>F026Z030012</div><div>F026Z030018</div><div>F026Z030030</div><div>F026Z030033</div></div></div></div></div>	



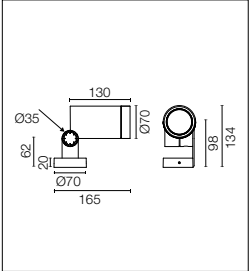

Spine L











La versione con braccio a L consente una facile connessione grazie alla possibilità dell'ingresso cavo laterale e un ingombro minimo in grado di soddisfare qualsiasi esigenza di installazione.

The L bracket option allows for an easier connection thanks to the possibility of a side cable entry as well as minimal size to meet any exigencies.

Spine L 1 Absolute





Sorgente COB LED inclusa. Alimentazione elettrica 220-240V ON/OFF integrata. Staffa mini-male di fissaggio a L integrata. Dotata di spezzone di cavo uscente in neoprene da 5m (10m a richiesta) per connessione elettrica remota; per garantire la tenuta è consigliabile utilizzare cavi flessibili idonei all'impiego in ambienti esterni. Versione dimmerabile 1-10V o DALI con alimentatore remoto 24Vdc a richiesta.

LED COB light source integrated. Integrated electric power supply 220-240V ON/OFF. Minimum L-shaped mounting support integrated. Equipped with a 5m neoprene cable (10m upon request) for remote connection. To guarantee its water tightness, it is recommended to use flexible cables designed for outdoor use. Upon request: 1-10V or DALI dimmable version with 24Vdc remote power supply.

Optic Spot 15°

CoB Led: 11W - 1247 lm ≠ FIXT 923 lm - 2700K/CRI 80 - 220-240V / 11W - 1325 lm ≠ FIXT 982 lm - 3000K/CRI 80 - 220-240V / 11W - 1364 lm ≠ FIXT 1011 lm - 4000K/CRI 80 - 220-240V

2700K
Non Dimmable

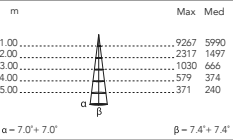
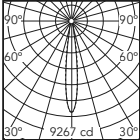
- F025Q2BA001
- F025Q2BA006
- F025Q2BA012
- F025Q2BA018
- F025Q2BA030
- F025Q2BA033

3000K
Non Dimmable

- F025Q3BA001
- F025Q3BA006
- F025Q3BA012
- F025Q3BA018
- F025Q3BA030
- F025Q3BA033

4000K
Non Dimmable

- F025Q4BA001
- F025Q4BA006
- F025Q4BA012
- F025Q4BA018
- F025Q4BA030
- F025Q4BA033



m	Max	Med
1.00	9267	5990
2.00	2317	1497
3.00	1030	666
4.00	379	240
5.00	371	240

α = 7.0° + 7.0° β = 7.4° + 7.4°
@ 3000K

Optic Medium Flood 33°

CoB Led: 11W - 1247 lm ≠ FIXT 906 lm - 2700K/CRI 80 - 220-240V / 11W - 1325 lm ≠ FIXT 964 lm - 3000K/CRI 80 - 220-240V / 11W - 1364 lm ≠ FIXT 993 lm - 4000K/CRI 80 - 220-240V

2700K
Non Dimmable

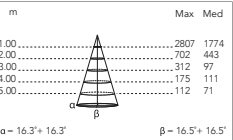
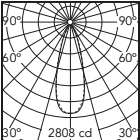
- F025Q2CA001
- F025Q2CA006
- F025Q2CA012
- F025Q2CA018
- F025Q2CA030
- F025Q2CA033

3000K
Non Dimmable

- F025Q3CA001
- F025Q3CA006
- F025Q3CA012
- F025Q3CA018
- F025Q3CA030
- F025Q3CA033

4000K
Non Dimmable

- F025Q4CA001
- F025Q4CA006
- F025Q4CA012
- F025Q4CA018
- F025Q4CA030
- F025Q4CA033




m	Max	Med
1.00	2807	1774
2.00	702	443
3.00	312	97
4.00	175	111
5.00	112	71

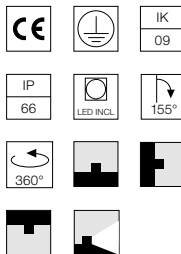
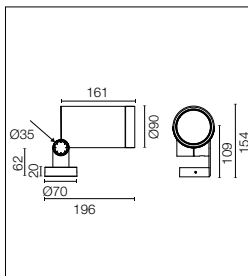
α = 16.3° + 16.3° β = 16.5° + 16.5°
@ 3000K

Spine L 1 / L 2 Absolute: Accessori / Accessories

Honeycomb	Honeycomb Louvre	Spine L 1 F025Z060000	 
Honeycomb	Honeycomb Louvre	Spine L 2 F026Z060000	 
Gelbox IPX8 per connessione elettrica.	Gelbox IPX8 for splicing connectors.	Spine L 1 F990C100000	 
Gelbox IPX8 per connessione elettrica.	Gelbox IPX8 for splicing connectors.	Spine L 2 F990C110000	 

Spine L 1 / L 2 Absolute: Accessori per versioni non dimmable / Accessories for non-dimmable versions

Sistema di giunzione IP68 H2O Stop anti-condensa a 2 vie 4 poli.	2 way terminal block 4 poles IP68 H2O Stop.	F990C00A000	 
Sistema di giunzione IP68 H2O Stop anti-condensa a 3/4 vie 4 poli. (Ø5,5÷12mm cavo).	3/4 way terminal block 4 poles IP68 H2O Stop. (Ø5,5÷12mm cable).	F990C010000	 



Sorgente COB LED inclusa. Alimentazione elettrica 220-240V ON/ OFF e dimmerabile 1-10V o DALI integrata. Staffa minimale di fissaggio a L integrata. Dotata di spezzone di cavo uscente in neoprene da 5m (10m a richiesta) per connessione elettrica remota; per garantire la tenuta è consigliabile utilizzare cavi flessibili idonei all'impiego in ambienti esterni.

LED COB light source integrated. Integrated electric power supply 220-240V ON/OFF and adjustable 1-10V or DALI. Minimum L-shaped mounting support integrated. Equipped with a 5m neoprene cable (10m upon request) for remote connection. To guarantee its water tightness, it is recommended to use flexible cables designed for outdoor use.

Optic Spot 22°

CoB Led: 19,5W - 2197 lm ≠ FIXT 1939 lm - 2700K/CRI 80 - 220-240V / 19,5W - 2367 lm ≠ FIXT 2085 lm - 3000K/CRI 80 - 220-240V / 19,5W - 2497 lm ≠ FIXT 2120 lm - 4000K/CRI 80 - 220-240V

2700K

Non Dimmable

- F026Q2BA001
● F026Q2BA006
● F026Q2BA012
● F026Q2BA018
● F026Q2BA030
● F026Q2BA033
1-10V
○ F026Q2BB001
● F026Q2BB006
● F026Q2BB012
● F026Q2BB018
● F026Q2BB030
● F026Q2BB033
Dali
○ F026Q2BD001
● F026Q2BD006
● F026Q2BD012
● F026Q2BD018
● F026Q2BD030
● F026Q2BD033

3000K

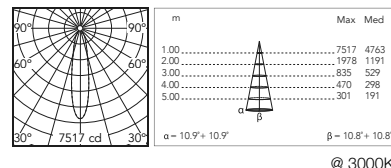
Non Dimmable

- F026Q3BA001
● F026Q3BA006
● F026Q3BA012
● F026Q3BA018
● F026Q3BA030
● F026Q3BA033
1-10V
○ F026Q3BB001
● F026Q3BB006
● F026Q3BB012
● F026Q3BB018
● F026Q3BB030
● F026Q3BB033
Dali
○ F026Q3BD001
● F026Q3BD006
● F026Q3BD012
● F026Q3BD018
● F026Q3BD030
● F026Q3BD033

4000K

Non Dimmable

- F026Q4BA001
● F026Q4BA006
● F026Q4BA012
● F026Q4BA018
● F026Q4BA030
● F026Q4BA033
1-10V
○ F026Q4BB001
● F026Q4BB006
● F026Q4BB012
● F026Q4BB018
● F026Q4BB030
● F026Q4BB033
Dali
○ F026Q4BD001
● F026Q4BD006
● F026Q4BD012
● F026Q4BD018
● F026Q4BD030
● F026Q4BD033



Optic Medium Flood 43°

CoB Led: 19,5W - 2197 lm ≠ FIXT 2026 lm - 2700K/CRI 80 - 220-240V / 19,5W - 2367 lm ≠ FIXT 2178 lm - 3000K/CRI 80 - 220-240V / 19,5W - 2497 lm ≠ FIXT 2298 lm - 4000K/CRI 80 - 220-240V

2700K

Non Dimmable

- F026Q2CA001
- F026Q2CA006
- F026Q2CA012
- F026Q2CA018
- F026Q2CA030
- F026Q2CA033
- 1-10V
- F026Q2CB001
- F026Q2CB006
- F026Q2CB012
- F026Q2CB018
- F026Q2CB030
- F026Q2CB033
- Dali
- F026Q2CD001
- F026Q2CD006
- F026Q2CD012
- F026Q2CD018
- F026Q2CD030
- F026Q2CD033

3000K

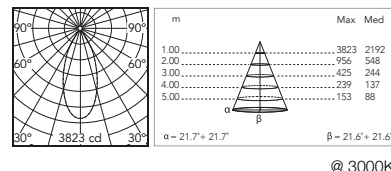
Non Dimmable

- F026Q3CA001
● F026Q3CA006
● F026Q3CA012
● F026Q3CA018
● F026Q3CA030
● F026Q3CA033
1-10V
○ F026Q3CB001
● F026Q3CB006
● F026Q3CB012
● F026Q3CB018
● F026Q3CB030
● F026Q3CB033
Dali
○ F026Q3CD001
● F026Q3CD006
● F026Q3CD012
● F026Q3CD018
● F026Q3CD030
● F026Q3CD033

4000K

Non Dimmable

- F026Q4CA001
● F026Q4CA006
● F026Q4CA012
● F026Q4CA018
● F026Q4CA030
● F026Q4CA033
1-10V
○ F026Q4CB001
● F026Q4CB006
● F026Q4CB012
● F026Q4CB018
● F026Q4CB030
● F026Q4CB033
Dali
○ F026Q4CD001
● F026Q4CD006
● F026Q4CD012
● F026Q4CD018
● F026Q4CD030
● F026Q4CD033



Spine L 2 Absolute: Accessori per versioni Dimmerabili / Accessories for dimmable versions

Kit connettore 5 poli presa
volante + spina EU IP68.

Connector kit 5-pole flying
socket + EU plug IP68.

F990C080000

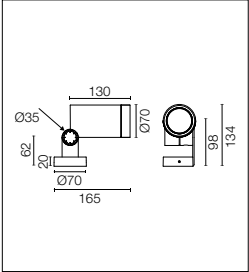







Scatola di derivazione 5 poli
4 vie IP68 (cavi 6-14 mm).





4 way junction box 5 poles
IP68 (6-14 mm cables).

F990C030000









Sorgente Power LED inclusa. Equipaggiato con snoot integrato per un maggiore comfort visivo. Accessori collimatori disponibili per variare le aperture del fascio luminoso. Alimentazione elettrica 220-240V ON/OFF integrata. Staffa minimale di fissaggio a L integrata. Dotata di spezzone di cavo uscente in neoprene da 5m (10m a richiesta) per connessione elettrica remota; per garantire la tenuta è consigliabile utilizzare cavi flessibili idonei all'impiego in ambienti esterni. Versione dimmerabile 1-10V o DALI con alimentatore remoto 24Vdc a richiesta.

Power LED source included. Equipped with an integrated snoot for higher visual comfort. Collimators are available as an accessory to modify the beam opening. Integrated electric power supply 220-240V ON/OFF. Minimum L-shaped mounting support integrated. Equipped with a 5m neoprene cable (10m upon request) for remote connection. To guarantee its water tightness, it is recommended to use flexible cables designed for outdoor use. Upon request: 1-10V or DALI dimmable version with 24Vdc remote power supply.

2200K disponibile su richiesta.

2200K available on request.

Optic Narrow Spot 7°

Power Led: 3,5W - 168 lm ≠ FIXT 143 lm - 2700K/CRI 80 - 220-240V / 3,5W - 174 lm ≠ FIXT 149 lm - 3000K/CRI 80 - 220-240V / 3,5W - 180 lm ≠ FIXT 154 lm - 4000K/CRI 80 - 220-240V

2700K
Non Dimmable

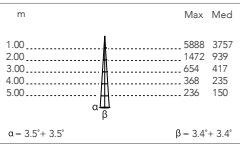
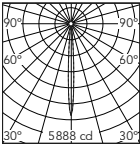
- F025V2AA001
- F025V2AA006
- F025V2AA012
- F025V2AA018
- F025V2AA030
- F025V2AA033

3000K
Non Dimmable

- F025V3AA001
- F025V3AA006
- F025V3AA012
- F025V3AA018
- F025V3AA030
- F025V3AA033

4000K
Non Dimmable

- F025V4AA001
- F025V4AA006
- F025V4AA012
- F025V4AA018
- F025V4AA030
- F025V4AA033



m	Max	Med
1.00	5888	3757
2.00	1472	939
3.00	654	417
4.00	368	235
5.00	236	150

α = 3.5° + 3.5° β = 3.4° + 3.4°

@ 3000K

Optic Spot 14°

Power Led: 7,9W - 671 lm ≠ FIXT 550 lm - 2700K/CRI 80 - 220-240V / 7,9W - 696 lm ≠ FIXT 571 lm - 3000K/CRI 80 - 220-240V / 7,9W - 720 lm ≠ FIXT 591 lm - 4000K/CRI 80 - 220-240V

2700K
Non Dimmable

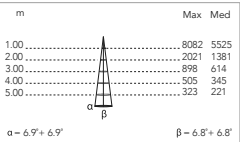
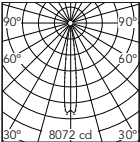
- F025V2BA001
- F025V2BA006
- F025V2BA012
- F025V2BA018
- F025V2BA030
- F025V2BA033

3000K
Non Dimmable

- F025V3BA001
- F025V3BA006
- F025V3BA012
- F025V3BA018
- F025V3BA030
- F025V3BA033

4000K
Non Dimmable

- F025V4BA001
- F025V4BA006
- F025V4BA012
- F025V4BA018
- F025V4BA030
- F025V4BA033



m	Max	Med
1.00	8062	5525
2.00	2021	1381
3.00	898	614
4.00	505	345
5.00	323	221

α = 6.9° + 6.9° β = 6.8° + 6.8°

@ 3000K

Optic Medium Flood 24,5°

Power Led: 7,9W - 671 lm ≠ FIXT 499 lm - 2700K/CRI 80 - 220-240V / 7,9W - 696 lm ≠ FIXT 518 lm - 3000K/CRI 80 - 220-240V / 7,9W - 720 lm ≠ FIXT 536 lm - 4000K/CRI 80 - 220-240V

2700K
Non Dimmable

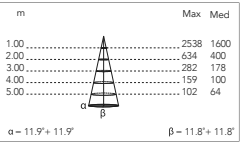
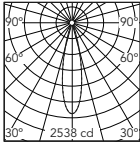
- F025V2CA001
- F025V2CA006
- F025V2CA012
- F025V2CA018
- F025V2CA030
- F025V2CA033

3000K
Non Dimmable

- F025V3CA001
- F025V3CA006
- F025V3CA012
- F025V3CA018
- F025V3CA030
- F025V3CA033

4000K
Non Dimmable

- F025V4CA001
- F025V4CA006
- F025V4CA012
- F025V4CA018
- F025V4CA030
- F025V4CA033



m	Max	Med
1.00	2538	1600
2.00	634	400
3.00	282	178
4.00	159	100
5.00	102	64

α = 11.9° + 11.9° β = 11.8° + 11.8°

@ 3000K

Optic Flood 32°

Power Led: 7,9W - 671 lm ≠ FIXT 482 lm - 2700K/CRI 80 - 220-240V / 7,9W - 696 lm ≠ FIXT 500 lm - 3000K/CRI 80 - 220-240V / 7,9W - 720 lm ≠ FIXT 518 lm - 4000K/CRI 80 - 220-240V

2700K
Non Dimmable

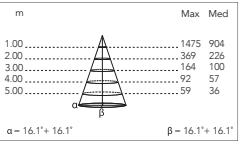
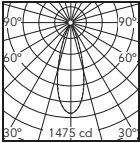
- F025V2DA001
- F025V2DA006
- F025V2DA012
- F025V2DA018
- F025V2DA030
- F025V2DA033

3000K
Non Dimmable

- F025V3DA001
- F025V3DA006
- F025V3DA012
- F025V3DA018
- F025V3DA030
- F025V3DA033

4000K
Non Dimmable

- F025V4DA001
- F025V4DA006
- F025V4DA012
- F025V4DA018
- F025V4DA030
- F025V4DA033



m	Max	Med
1.00	1475	904
2.00	369	226
3.00	164	100
4.00	92	57
5.00	59	36

α = 16.1° + 16.1° β = 16.1° + 16.1°

@ 3000K

Optic Wide Flood 49°

Power Led: 7,9W - 671 lm ≠ FIXT 480 lm - 2700K/CRI 80 - 220-240V / 7,9W - 696 lm ≠ FIXT 490 lm - 3000K/CRI 80 - 220-240V / 7,9W - 720 lm ≠ FIXT 505 lm - 4000K/CRI 80 - 220-240V

2700K

Non Dimmable

- F025V2EA001
- F025V2EA006
- F025V2EA012
- F025V2EA018
- F025V2EA030
- F025V2EA033

3000K

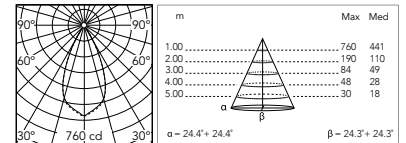
Non Dimmable

- F025V3EA001
- F025V3EA006
- F025V3EA012
- F025V3EA018
- F025V3EA030
- F025V3EA033

4000K

Non Dimmable

- F025V4EA001
- F025V4EA006
- F025V4EA012
- F025V4EA018
- F025V4EA030
- F025V4EA033



@ 3000K

Optic Elliptical 1 13,5° x 50°

Power Led: 7,9W - 671 lm ≠ FIXT 500 lm - 2700K/CRI 80 - 220-240V / 7,9W - 696 lm ≠ FIXT 519 lm - 3000K/CRI 80 - 220-240V / 7,9W - 720 lm ≠ FIXT 537 lm - 4000K/CRI 80 - 220-240V

2700K

Non Dimmable

- F025V2FA001
- F025V2FA006
- F025V2FA012
- F025V2FA018
- F025V2FA030
- F025V2FA033

3000K

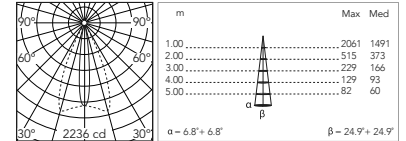
Non Dimmable

- F025V3FA001
- F025V3FA006
- F025V3FA012
- F025V3FA018
- F025V3FA030
- F025V3FA033

4000K

Non Dimmable

- F025V4FA001
- F025V4FA006
- F025V4FA012
- F025V4FA018
- F025V4FA030
- F025V4FA033



@ 3000K

Optic Elliptical 2 26° x 51°

Power Led: 7,9W - 671 lm ≠ FIXT 487 lm - 2700K/CRI 80 - 220-240V / 7,9W - 696 lm ≠ FIXT 505 lm - 3000K/CRI 80 - 220-240V / 7,9W - 720 lm ≠ FIXT 523 lm - 4000K/CRI 80 - 220-240V

2700K

Non Dimmable

- F025V2GA001
- F025V2GA006
- F025V2GA012
- F025V2GA018
- F025V2GA030
- F025V2GA033

3000K

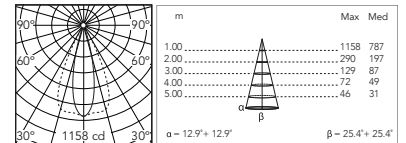
Non Dimmable

- F025V3GA001
- F025V3GA006
- F025V3GA012
- F025V3GA018
- F025V3GA030
- F025V3GA033

4000K

Non Dimmable

- F025V4GA001
- F025V4GA006
- F025V4GA012
- F025V4GA018
- F025V4GA030
- F025V4GA033



@ 3000K

Optic Wall Washer

Power Led: 7,9W - 671 lm ≠ FIXT 471 lm - 2700K/CRI 80 - 220-240V / 7,9W - 696 lm ≠ FIXT 489 lm - 3000K/CRI 80 - 220-240V / 7,9W - 720 lm ≠ FIXT 506 lm - 4000K/CRI 80 - 220-240V

2700K

Non Dimmable

- F025V2HA001
- F025V2HA006
- F025V2HA012
- F025V2HA018
- F025V2HA030
- F025V2HA033

3000K

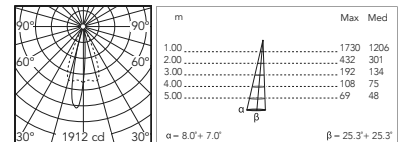
Non Dimmable

- F025V3HA001
- F025V3HA006
- F025V3HA012
- F025V3HA018
- F025V3HA030
- F025V3HA033

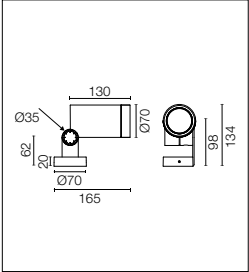

4000K













Non Dimmable

- F025V4HA001
- F025V4HA006
- F025V4HA012
- F025V4HA018
- F025V4HA030
- F025V4HA033



@ 3000K





Sorgente Power LED ad alta efficienza inclusa. Equipaggiato con snoot integrato per un maggiore comfort visivo. Accessori collimatori disponibili per variare le aperture del fascio luminoso. Alimentazione elettrica 220-240V ON/OFF integrata. Staffa minimale di fissaggio a L integrata. Dotata di spezzone di cavo uscente in neoprene da 5m (10m a richiesta) per connessione elettrica remota; per garantire la tenuta è consigliabile utilizzare cavi flessibili idonei all'impiego in ambienti esterni. Versione dimmerabile 1-10V o DALI con alimentatore remoto 24Vdc a richiesta.

Energy-efficient Power LED source included Equipped with an integrated snoot for higher visual comfort. Collimators are available as an accessory to modify the beam opening. Integrated electric power supply 220-240V ON/OFF. Minimum L-shaped mounting support integrated. Equipped with a 5m neoprene cable (10m upon request) for remote connection. To guarantee its water tightness, it is recommended to use flexible cables designed for outdoor use. Upon request: 1-10V or DALI dimmable version with 24Vdc remote power supply.

Optic Spot 12°

Power Led: 10,5W - 920 lm ≠ FIXT 680 lm - 2700K/CRI 80 - 220-240V / 10,5W - 966 lm ≠ FIXT 706 lm - 3000K/CRI 80 - 220-240V / 10,5W - 1012 lm ≠ FIXT 730 lm - 4000K/CRI 80 - 220-240V

2700K
Non Dimmable

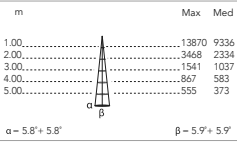
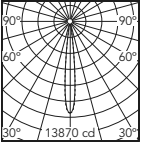
- F025W2BA001
- F025W2BA006
- F025W2BA012
- F025W2BA018
- F025W2BA030
- F025W2BA033

3000K
Non Dimmable

- F025W3BA001
- F025W3BA006
- F025W3BA012
- F025W3BA018
- F025W3BA030
- F025W3BA033

4000K
Non Dimmable

- F025W4BA001
- F025W4BA006
- F025W4BA012
- F025W4BA018
- F025W4BA030
- F025W4BA033



m	Max	Med
1.00	13870	9336
2.00	3468	2334
3.00	1541	1037
4.00	867	583
5.00	555	373

α = 5.8° + 5.8° β = 5.9° + 5.9°

@ 3000K

Optic Medium Flood 26,5°

Power Led: 10,5W - 920 lm ≠ FIXT 594 lm - 2700K/CRI 80 - 220-240V / 10,5W - 966 lm ≠ FIXT 630 lm - 3000K/CRI 80 - 220-240V / 10,5W - 1012 lm ≠ FIXT 654 lm - 4000K/CRI 80 - 220-240V

2700K
Non Dimmable

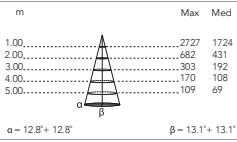
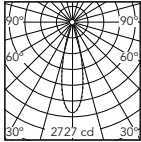
- F025W2CA001
- F025W2CA006
- F025W2CA012
- F025W2CA018
- F025W2CA030
- F025W2CA033

3000K
Non Dimmable

- F025W3CA001
- F025W3CA006
- F025W3CA012
- F025W3CA018
- F025W3CA030
- F025W3CA033

4000K
Non Dimmable

- F025W4CA001
- F025W4CA006
- F025W4CA012
- F025W4CA018
- F025W4CA030
- F025W4CA033



m	Max	Med
1.00	2727	1724
2.00	682	431
3.00	303	192
4.00	170	108
5.00	109	69

α = 12.8° + 12.8° β = 13.1° + 13.1°

@ 3000K

Optic Flood 33,5°

Power Led: 10,5W - 920 lm ≠ FIXT 592 lm - 2700K/CRI 80 - 220-240V / 10,5W - 966 lm ≠ FIXT 627 lm - 3000K/CRI 80 - 220-240V / 10,5W - 1012 lm ≠ FIXT 651 lm - 4000K/CRI 80 - 220-240V

2700K
Non Dimmable

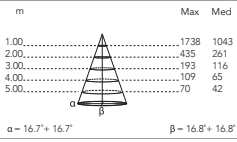
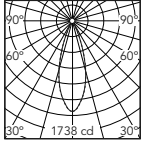
- F025W2DA001
- F025W2DA006
- F025W2DA012
- F025W2DA018
- F025W2DA030
- F025W2DA033

3000K
Non Dimmable

- F025W3DA001
- F025W3DA006
- F025W3DA012
- F025W3DA018
- F025W3DA030
- F025W3DA033

4000K
Non Dimmable

- F025W4DA001
- F025W4DA006
- F025W4DA012
- F025W4DA018
- F025W4DA030
- F025W4DA033



m	Max	Med
1.00	1738	1043
2.00	435	261
3.00	193	116
4.00	109	65
5.00	70	42

α = 16.7° + 16.7° β = 16.8° + 16.8°

@ 3000K

Optic Wide Flood 50°

Power Led: 10,5W - 920 lm ≠ FIXT 591 lm - 2700K/CRI 80 - 220-240V / 10,5W - 966 lm ≠ FIXT 619 lm - 3000K/CRI 80 - 220-240V / 10,5W - 1012 lm ≠ FIXT 650 lm - 4000K/CRI 80 - 220-240V

2700K
Non Dimmable

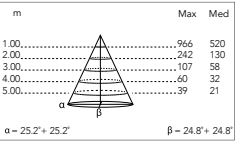
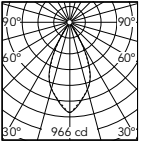
- F025W2EA001
- F025W2EA006
- F025W2EA012
- F025W2EA018
- F025W2EA030
- F025W2EA033

3000K
Non Dimmable

- F025W3EA001
- F025W3EA006
- F025W3EA012
- F025W3EA018
- F025W3EA030
- F025W3EA033

4000K
Non Dimmable

- F025W4EA001
- F025W4EA006
- F025W4EA012
- F025W4EA018
- F025W4EA030
- F025W4EA033



m	Max	Med
1.00	966	520
2.00	242	130
3.00	107	58
4.00	60	32
5.00	39	21

α = 25.2° + 25.2° β = 24.8° + 24.8°

@ 3000K

Spine L 1 Pro Hp

Optic Elliptical 1 11,5° x 49°

Power Led: 10,5W - 920 lm ≠ FIXT 603 lm - 2700K/CRI 80 - 220-240V / 10,5W - 966 lm ≠ FIXT 639 lm - 3000K/CRI 80 - 220-240V / 10,5W - 1012 lm ≠ FIXT 663 lm - 4000K/CRI 80 - 220-240V

2700K

Non Dimmable

- F025W2FA001
- F025W2FA006
- F025W2FA012
- F025W2FA018
- F025W2FA030
- F025W2FA033

3000K

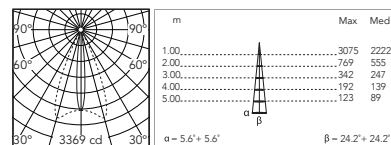
Non Dimmable

- F025W3FA001
- F025W3FA006
- F025W3FA012
- F025W3FA018
- F025W3FA030
- F025W3FA033

4000K

Non Dimmable

- F025W4FA001
- F025W4FA006
- F025W4FA012
- F025W4FA018
- F025W4FA030
- F025W4FA033



@ 3000K

Optic Elliptical 2 25,5° x 50°

Power Led: 10,5W - 920 lm ≠ FIXT 601 lm - 2700K/CRI 80 - 220-240V / 10,5W - 966 lm ≠ FIXT 624 lm - 3000K/CRI 80 - 220-240V / 10,5W - 1012 lm ≠ FIXT 645 lm - 4000K/CRI 80 - 220-240V

2700K

Non Dimmable

- F025W2GA001
- F025W2GA006
- F025W2GA012
- F025W2GA018
- F025W2GA030
- F025W2GA033

3000K

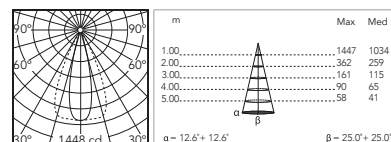
Non Dimmable

- F025W3GA001
- F025W3GA006
- F025W3GA012
- F025W3GA018
- F025W3GA030
- F025W3GA033

4000K

Non Dimmable

- F025W4GA001
- F025W4GA006
- F025W4GA012
- F025W4GA018
- F025W4GA030
- F025W4GA033



@ 3000K

Optic Wall Washer

Power Led: 10,5W - 920 lm ≠ FIXT 574 lm - 2700K/CRI 80 - 220-240V / 10,5W - 966 lm ≠ FIXT 609 lm - 3000K/CRI 80 - 220-240V / 10,5W - 1012 lm ≠ FIXT 631 lm - 4000K/CRI 80 - 220-240V

2700K

Non Dimmable

- F025W2HA001
- F025W2HA006
- F025W2HA012
- F025W2HA018
- F025W2HA030
- F025W2HA033

3000K

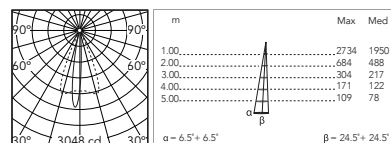
Non Dimmable

- F025W3HA001
- F025W3HA006
- F025W3HA012
- F025W3HA018
- F025W3HA030
- F025W3HA033

4000K

Non Dimmable

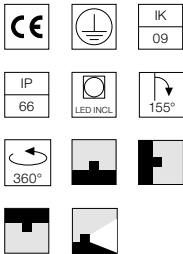
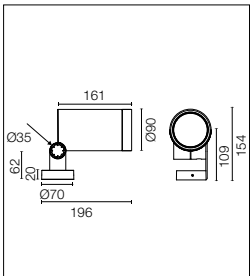
- F025W4HA001
- F025W4HA006
- F025W4HA012
- F025W4HA018
- F025W4HA030
- F025W4HA033



@ 3000K

Spine L 1 Pro: Accessori / Accessories

Honeycomb	Honeycomb Louvre	F025Z060000		
Gelbox IPX8 per connessione elettrica.	Gelbox IPX8 for splicing connectors.	F990C100000		
Sistema di giunzione IP68 H2O Stop anti-condensa a 2 vie 4 poli.	2 way terminal block 4 poles IP68 H2O Stop.	F990C00A000		
Sistema di giunzione IP68 H2O Stop anti-condensa a 3/4 vie 4 poli. (Ø5,5÷12mm cavo).	3/4 way terminal block 4 poles IP68 H2O Stop. (Ø5,5÷12mm cable).	F990C010000		
Lenti converter / Converter lenses:				
- Converter Spine 1 Optic Medium Flood		F029Z010000		
- Converter Spine 1 Optic Flood		F029Z011000		
- Converter Spine 1 Optic Wide Flood		F029Z012000		
- Converter Spine 1 Optic Elliptic 1		F029Z013000		
- Converter Spine 1 Optic Elliptic 2		F029Z014000		
- Converter Spine 1 Optic Wall Washer		F029Z015000		



Sorgente Power LED inclusa. Equipaggiato con snoot integrato per un maggiore comfort visivo. Accessori collimatori disponibili per variare le aperture del fascio luminoso. Alimentazione elettrica 220-240V ON/OFF e dimmerabile 1-10V o DALI integrata. Staffa minimale di fissaggio a L integrata. Dotata di spezzone di cavo uscente in neoprene da 5m (10m a richiesta) per connessione elettrica remota; per garantire la tenuta è consigliabile utilizzare cavi flessibili idonei all'impiego in ambienti esterni.

Power LED source included. Equipped with an integrated snoot for higher visual comfort. Collimators are available as an accessory to modify the beam opening. Integrated electric power supply 220-240V ON/OFF and adjustable 1-10V or DALI. Minimum L-shaped mounting support integrated. Equipped with a 5m neoprene cable (10m upon request) for remote connection. To guarantee its water tightness, it is recommended to use flexible cables designed for outdoor use.

Optic Narrow Spot
2200K disponibile su richiesta.

Optic Narrow Spot
2200K available on request.

Optic Narrow Spot 6°

Power Led: 4,1W - 248 lm ≠ FIXT 230 lm - 2700K/CRI 80 - 220-240V / 4,1W - 258 lm ≠ FIXT 239 lm - 3000K/CRI 80 - 220-240V / 4,1W - 267 lm ≠ FIXT 247 lm - 4000K/CRI 80 - 220-240V

- 2700K**
Non Dimmable

 - F026V2AA001
 - F026V2AA006
 - F026V2AA012
 - F026V2AA018
 - F026V2AA030
 - F026V2AA033

1-10V

 - F026V2AB001
 - F026V2AB006
 - F026V2AB012
 - F026V2AB018
 - F026V2AB030
 - F026V2AB033

Dali

 - F026V2AD001
 - F026V2AD006
 - F026V2AD012
 - F026V2AD018
 - F026V2AD030
 - F026V2AD033
- 3000K**
Non Dimmable

 - F026V3AA001
 - F026V3AA006
 - F026V3AA012
 - F026V3AA018
 - F026V3AA030
 - F026V3AA033

1-10V

 - F026V3AB001
 - F026V3AB006
 - F026V3AB012
 - F026V3AB018
 - F026V3AB030
 - F026V3AB033

Dali

 - F026V3AD001
 - F026V3AD006
 - F026V3AD012
 - F026V3AD018
 - F026V3AD030
 - F026V3AD033

- 4000K**
Non Dimmable

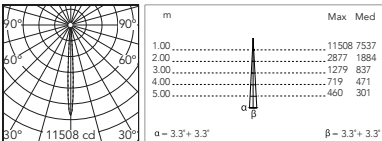
 - F026V4AA001
 - F026V4AA006
 - F026V4AA012
 - F026V4AA018
 - F026V4AA030
 - F026V4AA033

1-10V

 - F026V4AB001
 - F026V4AB006
 - F026V4AB012
 - F026V4AB018
 - F026V4AB030
 - F026V4AB033

Dali

 - F026V4AD001
 - F026V4AD006
 - F026V4AD012
 - F026V4AD018
 - F026V4AD030
 - F026V4AD033



@ 3000K

Optic Spot 9,5°

Power Led: 10,5W - 920 lm ≠ FIXT 769 lm - 2700K/CRI 80 - 220-240V / 10,5W - 966 lm ≠ FIXT 808 lm - 3000K/CRI 80 - 220-240V / 10,5W - 1012 lm ≠ FIXT 846 lm - 4000K/CRI 80 - 220-240V

- 2700K**
Non Dimmable

 - F026V2BA001
 - F026V2BA006
 - F026V2BA012
 - F026V2BA018
 - F026V2BA030
 - F026V2BA033

1-10V

 - F026V2BB001
 - F026V2BB006
 - F026V2BB012
 - F026V2BB018
 - F026V2BB030
 - F026V2BB033

Dali

 - F026V2BD001
 - F026V2BD006
 - F026V2BD012
 - F026V2BD018
 - F026V2BD030
 - F026V2BD033
- 3000K**
Non Dimmable

 - F026V3BA001
 - F026V3BA006
 - F026V3BA012
 - F026V3BA018
 - F026V3BA030
 - F026V3BA033

1-10V

 - F026V3BB001
 - F026V3BB006
 - F026V3BB012
 - F026V3BB018
 - F026V3BB030
 - F026V3BB033

Dali

 - F026V3BD001
 - F026V3BD006
 - F026V3BD012
 - F026V3BD018
 - F026V3BD030
 - F026V3BD033

- 4000K**
Non Dimmable

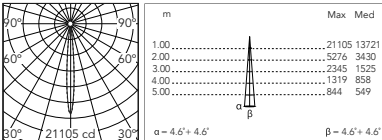
 - F026V4BA001
 - F026V4BA006
 - F026V4BA012
 - F026V4BA018
 - F026V4BA030
 - F026V4BA033

1-10V

 - F026V4BB001
 - F026V4BB006
 - F026V4BB012
 - F026V4BB018
 - F026V4BB030
 - F026V4BB033

Dali

 - F026V4BD001
 - F026V4BD006
 - F026V4BD012
 - F026V4BD018
 - F026V4BD030
 - F026V4BD033



@ 3000K

Optic Medium Flood 28°

Power Led: 10,5W - 920 lm ≠ FIXT 715 lm - 2700K/CRI 80 - 220-240V / 10,5W - 966 lm ≠ FIXT 742 lm - 3000K/CRI 80 - 220-240V / 10,5W - 1012 lm ≠ FIXT 767 lm - 4000K/CRI 80 - 220-240V

2700K

Non Dimmable

- F026V2CA001
● F026V2CA006
● F026V2CA012
● F026V2CA018
● F026V2CA030
● F026V2CA033
1-10V
○ F026V2CB001
● F026V2CB006
● F026V2CB012
● F026V2CB018
● F026V2CB030
● F026V2CB033
Dali
○ F026V2CD001
● F026V2CD006
● F026V2CD012
● F026V2CD018
● F026V2CD030
● F026V2CD033

3000K

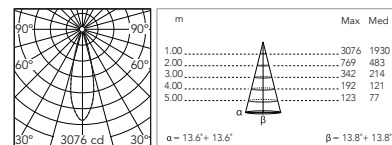
Non Dimmable

- F026V3CA001
● F026V3CA006
● F026V3CA012
● F026V3CA018
● F026V3CA030
● F026V3CA033
1-10V
○ F026V3CB001
● F026V3CB006
● F026V3CB012
● F026V3CB018
● F026V3CB030
● F026V3CB033
Dali
○ F026V3CD001
● F026V3CD006
● F026V3CD012
● F026V3CD018
● F026V3CD030
● F026V3CD033

4000K

Non Dimmable

- F026V4CA001
● F026V4CA006
● F026V4CA012
● F026V4CA018
● F026V4CA030
● F026V4CA033
1-10V
○ F026V4CB001
● F026V4CB006
● F026V4CB012
● F026V4CB018
● F026V4CB030
● F026V4CB033
Dali
○ F026V4CD001
● F026V4CD006
● F026V4CD012
● F026V4CD018
● F026V4CD030
● F026V4CD033



@ 3000K

Optic Flood 33°

Power Led: 10,5W - 920 lm ≠ FIXT 695 lm - 2700K/CRI 80 - 220-240V / 10,5W - 966 lm ≠ FIXT 721 lm - 3000K/CRI 80 - 220-240V / 10,5W - 1012 lm ≠ FIXT 746 lm - 4000K/CRI 80 - 220-240V

2700K

Non Dimmable

- F026V2DA001
● F026V2DA006
● F026V2DA012
● F026V2DA018
● F026V2DA030
● F026V2DA033
1-10V
○ F026V2DB001
● F026V2DB006
● F026V2DB012
● F026V2DB018
● F026V2DB030
● F026V2DB033
Dali
○ F026V2DD001
● F026V2DD006
● F026V2DD012
● F026V2DD018
● F026V2DD030
● F026V2DD033

3000K

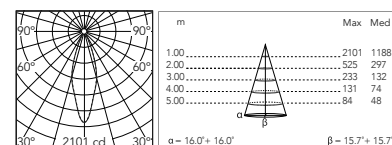
Non Dimmable

- F026V3DA001
● F026V3DA006
● F026V3DA012
● F026V3DA018
● F026V3DA030
● F026V3DA033
1-10V
○ F026V3DB001
● F026V3DB006
● F026V3DB012
● F026V3DB018
● F026V3DB030
● F026V3DB033
Dali
○ F026V3DD001
● F026V3DD006
● F026V3DD012
● F026V3DD018
● F026V3DD030
● F026V3DD033

4000K

Non Dimmable

- F026V4DA001
● F026V4DA006
● F026V4DA012
● F026V4DA018
● F026V4DA030
● F026V4DA033
1-10V
○ F026V4DB001
● F026V4DB006
● F026V4DB012
● F026V4DB018
● F026V4DB030
● F026V4DB033
Dali
○ F026V4DD001
● F026V4DD006
● F026V4DD012
● F026V4DD018
● F026V4DD030
● F026V4DD033



@ 3000K

Optic Wide Flood 51°

Power Led: 10,5W - 920 lm ≠ FIXT 711 lm - 2700K/CRI 80 - 220-240V / 10,5W - 966 lm ≠ FIXT 741 lm - 3000K/CRI 80 - 220-240V / 10,5W - 1012 lm ≠ FIXT 778 lm - 4000K/CRI 80 - 220-240V

2700K

Non Dimmable

- F026V2EA001
- F026V2EA006
- F026V2EA012
- F026V2EA018
- F026V2EA030
- F026V2EA033
- 1-10V
- F026V2EB001
- F026V2EB006
- F026V2EB012
- F026V2EB018
- F026V2EB030
- F026V2EB033
- Dali
- F026V2ED001
- F026V2ED006
- F026V2ED012
- F026V2ED018
- F026V2ED030
- F026V2ED033

3000K

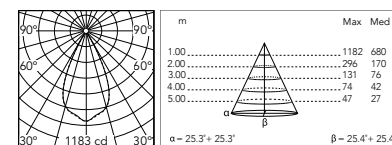
Non Dimmable

- F026V3EA001
- F026V3EA006
- F026V3EA012
- F026V3EA018
- F026V3EA030
- F026V3EA033
- 1-10V
- F026V3EB001
- F026V3EB006
- F026V3EB012
- F026V3EB018
- F026V3EB030
- F026V3EB033
- Dali
- F026V3ED001
- F026V3ED006
- F026V3ED012
- F026V3ED018
- F026V3ED030
- F026V3ED033

4000K

Non Dimmable

- F026V4EA001
● F026V4EA006
● F026V4EA012
● F026V4EA018
● F026V4EA030
● F026V4EA033
1-10V
○ F026V4EB001
● F026V4EB006
● F026V4EB012
● F026V4EB018
● F026V4EB030
● F026V4EB033
Dali
○ F026V4ED001
● F026V4ED006
● F026V4ED012
● F026V4ED018
● F026V4ED030
● F026V4ED033



@ 3000K

Optic Elliptical 1 9,5° x 48°

Power Led: 10,5W - 920 lm ≠ FIXT 717 lm - 2700K/CRI 80 - 220-240V / 10,5W - 966 lm ≠ FIXT 744 lm - 3000K/CRI 80 - 220-240V / 10,5W - 1012 lm ≠ FIXT 770 lm - 4000K/CRI 80 - 220-240V

2700K

Non Dimmable

- ☐ F026V2FA001
- ☐ F026V2FA006
- ☐ F026V2FA012
- ☐ F026V2FA018
- ☐ F026V2FA030
- ☐ F026V2FA033
- 1-10V
- ☐ F026V2FB001
- ☐ F026V2FB006
- ☐ F026V2FB012
- ☐ F026V2FB018
- ☐ F026V2FB030
- ☐ F026V2FB033
- Dali
- ☐ F026V2FD001
- ☐ F026V2FD006
- ☐ F026V2FD012
- ☐ F026V2FD018
- ☐ F026V2FD030
- ☐ F026V2FD033

3000K

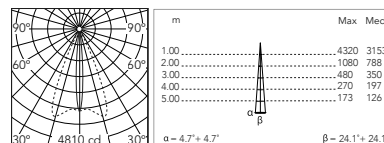
Non Dimmable

- ☐ F026V3FA001
- ☐ F026V3FA006
- ☐ F026V3FA012
- ☐ F026V3FA018
- ☐ F026V3FA030
- ☐ F026V3FA033
- 1-10V
- ☐ F026V3FB001
- ☐ F026V3FB006
- ☐ F026V3FB012
- ☐ F026V3FB018
- ☐ F026V3FB030
- ☐ F026V3FB033
- Dali
- ☐ F026V3FD001
- ☐ F026V3FD006
- ☐ F026V3FD012
- ☐ F026V3FD018
- ☐ F026V3FD030
- ☐ F026V3FD033

4000K

Non Dimmable

- ☐ F026V4FA001
- ☐ F026V4FA006
- ☐ F026V4FA012
- ☐ F026V4FA018
- ☐ F026V4FA030
- ☐ F026V4FA033
- 1-10V
- ☐ F026V4FB001
- ☐ F026V4FB006
- ☐ F026V4FB012
- ☐ F026V4FB018
- ☐ F026V4FB030
- ☐ F026V4FB033
- Dali
- ☐ F026V4FD001
- ☐ F026V4FD006
- ☐ F026V4FD012
- ☐ F026V4FD018
- ☐ F026V4FD030
- ☐ F026V4FD033



@ 3000K

Optic Elliptical 2 24° x 50°

Power Led: 10,5W - 920 lm ≠ FIXT 699 lm - 2700K/CRI 80 - 220-240V / 10,5W - 966 lm ≠ FIXT 725 lm - 3000K/CRI 80 - 220-240V / 10,5W - 1012 lm ≠ FIXT 750 lm - 4000K/CRI 80 - 220-240V

2700K

Non Dimmable

- ☐ F026V2GA001
- ☐ F026V2GA006
- ☐ F026V2GA012
- ☐ F026V2GA018
- ☐ F026V2GA030
- ☐ F026V2GA033
- 1-10V
- ☐ F026V2GB001
- ☐ F026V2GB006
- ☐ F026V2GB012
- ☐ F026V2GB018
- ☐ F026V2GB030
- ☐ F026V2GB033
- Dali
- ☐ F026V2GD001
- ☐ F026V2GD006
- ☐ F026V2GD012
- ☐ F026V2GD018
- ☐ F026V2GD030
- ☐ F026V2GD033

3000K

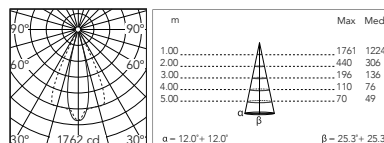
Non Dimmable

- ☐ F026V3GA001
- ☐ F026V3GA006
- ☐ F026V3GA012
- ☐ F026V3GA018
- ☐ F026V3GA030
- ☐ F026V3GA033
- 1-10V
- ☐ F026V3GB001
- ☐ F026V3GB006
- ☐ F026V3GB012
- ☐ F026V3GB018
- ☐ F026V3GB030
- ☐ F026V3GB033
- Dali
- ☐ F026V3GD001
- ☐ F026V3GD006
- ☐ F026V3GD012
- ☐ F026V3GD018
- ☐ F026V3GD030
- ☐ F026V3GD033

4000K

Non Dimmable

- ☐ F026V4GA001
- ☐ F026V4GA006
- ☐ F026V4GA012
- ☐ F026V4GA018
- ☐ F026V4GA030
- ☐ F026V4GA033
- 1-10V
- ☐ F026V4GB001
- ☐ F026V4GB006
- ☐ F026V4GB012
- ☐ F026V4GB018
- ☐ F026V4GB030
- ☐ F026V4GB033
- Dali
- ☐ F026V4GD001
- ☐ F026V4GD006
- ☐ F026V4GD012
- ☐ F026V4GD018
- ☐ F026V4GD030
- ☐ F026V4GD033



@ 3000K

Optic Wall Washer

Power Led: 10,5W - 920 lm ≠ FIXT 673 lm - 2700K/CRI 80 - 220-240V / 10,5W - 966 lm ≠ FIXT 698 lm - 3000K/CRI 80 - 220-240V / 10,5W - 1012 lm ≠ FIXT 672 lm - 4000K/CRI 80 - 220-240V

2700K

Non Dimmable

- ☐ F026V2HA001
- ☐ F026V2HA006
- ☐ F026V2HA012
- ☐ F026V2HA018
- ☐ F026V2HA030
- ☐ F026V2HA033
- 1-10V
- ☐ F026V2HB001
- ☐ F026V2HB006
- ☐ F026V2HB012
- ☐ F026V2HB018
- ☐ F026V2HB030
- ☐ F026V2HB033
- Dali
- ☐ F026V2HD001
- ☐ F026V2HD006
- ☐ F026V2HD012
- ☐ F026V2HD018
- ☐ F026V2HD030
- ☐ F026V2HD033

3000K

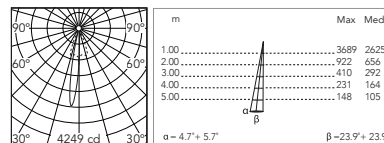
Non Dimmable

- ☐ F026V3HA001
- ☐ F026V3HA006
- ☐ F026V3HA012
- ☐ F026V3HA018
- ☐ F026V3HA030
- ☐ F026V3HA033
- 1-10V
- ☐ F026V3HB001
- ☐ F026V3HB006
- ☐ F026V3HB012
- ☐ F026V3HB018
- ☐ F026V3HB030
- ☐ F026V3HB033
- Dali
- ☐ F026V3HD001
- ☐ F026V3HD006
- ☐ F026V3HD012
- ☐ F026V3HD018
- ☐ F026V3HD030
- ☐ F026V3HD033

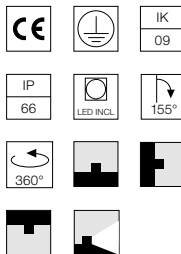
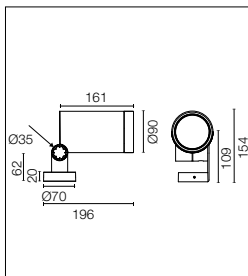
4000K

Non Dimmable

- ☐ F026V4HA001
- ☐ F026V4HA006
- ☐ F026V4HA012
- ☐ F026V4HA018
- ☐ F026V4HA030
- ☐ F026V4HA033
- 1-10V
- ☐ F026V4HB001
- ☐ F026V4HB006
- ☐ F026V4HB012
- ☐ F026V4HB018
- ☐ F026V4HB030
- ☐ F026V4HB033
- Dali
- ☐ F026V4HD001
- ☐ F026V4HD006
- ☐ F026V4HD012
- ☐ F026V4HD018
- ☐ F026V4HD030
- ☐ F026V4HD033



@ 3000K



Sorgente Power LED ad alta efficienza inclusa. Equipaggiato con snoot integrato per un maggiore comfort visivo. Accessori collimatori disponibili per variare le aperture del fascio luminoso. Alimentazione elettrica 220-240V ON/ OFF e dimmerabile 1-10V o DALI integrata. Staffa minimale di fissaggio a L integrata. Dotata di spezzone di cavo uscente in neoprene da 5m (10m a richiesta) per connessione elettrica remota; per garantire la tenuta è consigliabile utilizzare cavi flessibili idonei all'impiego in ambienti esterni.

Energy-efficient Power LED source included. Equipped with an integrated snoot for higher visual comfort. Collimators are available as an accessory to modify the beam opening. Integrated electric power supply 220-240V ON/OFF and adjustable 1-10V or DALI. Minimum L-shaped mounting support integrated. Equipped with a 5m neoprene cable (10m upon request) for remote connection. To guarantee its water tightness, it is recommended to use flexible cables designed for outdoor use.

2200K disponibile su richiesta.

2200K available on request.

Optic Spot 14,5°

Power Led: 17W - 1739 lm ≠ FIXT 1443 lm - 2700K/CRI 80 - 220-240V / 17W - 1803 lm ≠ FIXT 1497 lm - 3000K/CRI 80 - 220-240V / 17W - 1868 lm ≠ FIXT 1548 lm - 4000K/CRI 80 - 220-240V

2700K

Non Dimmable

- F026W2BA001
● F026W2BA006
● F026W2BA012
● F026W2BA018
● F026W2BA030
● F026W2BA033
1-10V
○ F026W2BB001
● F026W2BB006
● F026W2BB012
● F026W2BB018
● F026W2BB030
● F026W2BB033
Dali
○ F026W2BD001
● F026W2BD006
● F026W2BD012
● F026W2BD018
● F026W2BD030
● F026W2BD033

3000K

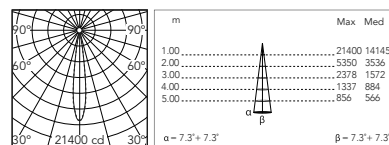
Non Dimmable

- F026W3BA001
● F026W3BA006
● F026W3BA012
● F026W3BA018
● F026W3BA030
● F026W3BA033
1-10V
○ F026W3BB001
● F026W3BB006
● F026W3BB012
● F026W3BB018
● F026W3BB030
● F026W3BB033
Dali
○ F026W3BD001
● F026W3BD006
● F026W3BD012
● F026W3BD018
● F026W3BD030
● F026W3BD033

4000K

Non Dimmable

- F026W4BA001
● F026W4BA006
● F026W4BA012
● F026W4BA018
● F026W4BA030
● F026W4BA033
1-10V
○ F026W4BB001
● F026W4BB006
● F026W4BB012
● F026W4BB018
● F026W4BB030
● F026W4BB033
Dali
○ F026W4BD001
● F026W4BD006
● F026W4BD012
● F026W4BD018
● F026W4BD030
● F026W4BD033



@ 3000K

Optic Medium Flood 26°

Power Led: 17W - 1739 lm ≠ FIXT 1336 lm - 2700K/CRI 80 - 220-240V / 17W - 1803 lm ≠ FIXT 1386 lm - 3000K/CRI 80 - 220-240V / 17W - 1868 lm ≠ FIXT 1434 lm - 4000K/CRI 80 - 220-240V

2700K

Non Dimmable

- F026W2CA001
● F026W2CA006
● F026W2CA012
● F026W2CA018
● F026W2CA030
● F026W2CA033
1-10V
○ F026W2CB001
● F026W2CB006
● F026W2CB012
● F026W2CB018
● F026W2CB030
● F026W2CB033
Dali
○ F026W2CD001
● F026W2CD006
● F026W2CD012
● F026W2CD018
● F026W2CD030
● F026W2CD033

3000K

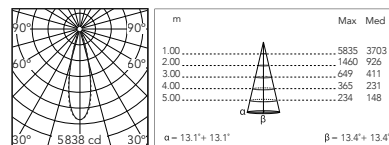
Non Dimmable

- F026W3CA001
● F026W3CA002
● F026W3CA012
● F026W3CA018
● F026W3CA030
● F026W3CA033
1-10V
○ F026W3CB001
● F026W3CB006
● F026W3CB012
● F026W3CB018
● F026W3CB030
● F026W3CB033
Dali
○ F026W3CD001
● F026W3CD006
● F026W3CD012
● F026W3CD018
● F026W3CD030
● F026W3CD033

4000K

Non Dimmable

- F026W4CA001
● F026W4CA006
● F026W4CA012
● F026W4CA018
● F026W4CA030
● F026W4CA033
1-10V
○ F026W4CB001
● F026W4CB006
● F026W4CB012
● F026W4CB018
● F026W4CB030
● F026W4CB033
Dali
○ F026W4CD001
● F026W4CD006
● F026W4CD012
● F026W4CD018
● F026W4CD030
● F026W4CD033



@ 3000K

Optic Flood 36°

2700K
Non Dimmable

- F026W2DA001
- F026W2DA006
- F026W2DA012
- F026W2DA018
- F026W2DA030
- F026W2DA033

1-10V

- F026W2DB001
- F026W2DB006
- F026W2DB012
- F026W2DB018
- F026W2DB030
- F026W2DB033

Dali

- F026W2DD001
- F026W2DD006
- F026W2DD012
- F026W2DD018
- F026W2DD030
- F026W2DD033

3000K
Non Dimmable

- F026W3DA001
- F026W3DA006
- F026W3DA012
- F026W3DA018
- F026W3DA030
- F026W3DA033

1-10V

- F026W3DB001
- F026W3DB006
- F026W3DB012
- F026W3DB018
- F026W3DB030
- F026W3DB033

Dali

- F026W3DD001
- F026W3DD006
- F026W3DD012
- F026W3DD018
- F026W3DD030
- F026W3DD033

4000K
Non Dimmable

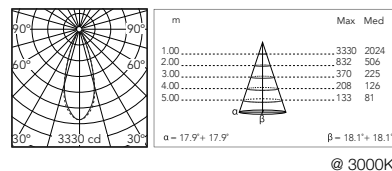
- F026W4DA001
- F026W4DA006
- F026W4DA012
- F026W4DA018
- F026W4DA030
- F026W4DA033

1-10V

- F026W4DB001
- F026W4DB006
- F026W4DB012
- F026W4DB018
- F026W4DB030
- F026W4DB033

Dali

- F026W4DD001
- F026W4DD006
- F026W4DD012
- F026W4DD018
- F026W4DD030
- F026W4DD033



2700K
Non Dimmable

- F026W2EA001
- F026W2EA006
- F026W2EA012
- F026W2EA018
- F026W2EA030
- F026W2EA033

1-10V

- F026W2EB001
- F026W2EB006
- F026W2EB012
- F026W2EB018
- F026W2EB030
- F026W2EB033

Dim

- F026W2ED001
- F026W2ED006
- F026W2ED012
- F026W2ED018
- F026W2ED030
- F026W2ED033

3000K
Non Dimmable

- F026W3EA001
- F026W3EA006
- F026W3EA012
- F026W3EA018
- F026W3EA030
- F026W3EA033

1-10V

- F026W3EB001
- F026W3EB006
- F026W3EB012
- F026W3EB018
- F026W3EB030
- F026W3EB033

Dali

- F026W3ED001
- F026W3ED006
- F026W3ED012
- F026W3ED018
- F026W3ED030
- F026W3ED033

4000K
Non Dimmable

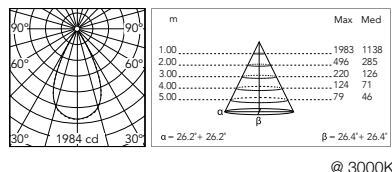
- F026W4EA001
- F026W4EA006
- F026W4EA012
- F026W4EA018
- F026W4EA030
- F026W4EA033

1-10V

- F026W4EB001
- F026W4EB006
- F026W4EB012
- F026W4EB018
- F026W4EB030
- F026W4EB033

Dali

- F026W4ED001
- F026W4ED006
- F026W4ED012
- F026W4ED018
- F026W4ED030
- F026W4ED033



2700K
Non Dimmable

- F026W2FA001
- F026W2FA006
- F026W2FA012
- F026W2FA018
- F026W2FA030
- F026W2FA033

-10V

- F026W2FB001
- F026W2FB006
- F026W2FB012
- F026W2FB018
- F026W2FB030
- F026W2FB033

Dali

- F026W2FD001
- F026W2FD006
- F026W2FD012
- F026W2FD018
- F026W2FD030
- F026W2FD033

3000K
Non Dimmable

- F026W3FA001
- F026W3FA006
- F026W3FA012
- F026W3FA018
- F026W3FA030
- F026W3FA033

1-10V

- F026W3FB001
- F026W3FB006
- F026W3FB012
- F026W3FB018
- F026W3FB030
- F026W3FB033

Dali

- F026W3FD001
- F026W3FD006
- F026W3FD012
- F026W3FD018
- F026W3FD030
- F026W3FD033

4000K
Non Dimmable

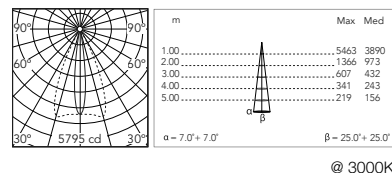
- F026W4FA001
- F026W4FA006
- F026W4FA012
- F026W4FA018
- F026W4FA030
- F026W4FA033

1-10V

- F026W4FB001
- F026W4FB006
- F026W4FB012
- F026W4FB018
- F026W4FB030
- F026W4FB033

Dali

- F026W4FD001
- F026W4FD006
- F026W4FD012
- F026W4FD018
- F026W4FD030
- F026W4FD033



Optic Elliptical 2 25° x 52°

Power Led: 17W - 1739 lm ≠ FIXT 1298 lm - 2700K/CRI 80 - 220-240V / 17W - 1803 lm ≠ FIXT 1351 lm - 3000K/CRI 80 - 220-240V / 17W - 1868 lm ≠ FIXT 1393 lm - 4000K/CRI 80 - 220-240V

2700K

Non Dimmable

- F026W2GA001
- F026W2GA006
- F026W2GA012
- F026W2GA018
- F026W2GA030
- F026W2GA033
- 1-10V
- F026W2GB001
- F026W2GB006
- F026W2GB012
- F026W2GB018
- F026W2GB030
- F026W2GB033
- Dali
- F026W2GD001
- F026W2GD006
- F026W2GD012
- F026W2GD018
- F026W2GD030
- F026W2GD033

3000K

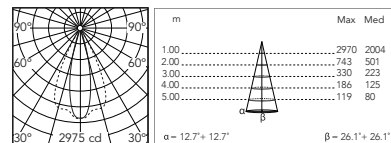
Non Dimmable

- F026W3GA001
- F026W3GA006
- F026W3GA012
- F026W3GA018
- F026W3GA030
- F026W3GA033
- 1-10V
- F026W3GB001
- F026W3GB006
- F026W3GB012
- F026W3GB018
- F026W3GB030
- F026W3GB033
- Dali
- F026W3GD001
- F026W3GD006
- F026W3GD012
- F026W3GD018
- F026W3GD030
- F026W3GD033

4000K

Non Dimmable

- F026W4GA001
- F026W4GA006
- F026W4GA012
- F026W4GA018
- F026W4GA030
- F026W4GA033
- 1-10V
- F026W4GB001
- F026W4GB006
- F026W4GB012
- F026W4GB018
- F026W4GB030
- F026W4GB033
- Dali
- F026W4GD001
- F026W4GD006
- F026W4GD012
- F026W4GD018
- F026W4GD030
- F026W4GD033



@ 3000K

Optic Wall Washer

Power Led: 17W - 1739 lm ≠ FIXT 1277 lm - 2700K/CRI 80 - 220-240V / 17W - 1803 lm ≠ FIXT 1325 lm - 3000K/CRI 80 - 220-240V / 17W - 1868 lm ≠ FIXT 1370 lm - 4000K/CRI 80 - 220-240V

2700K

Non Dimmable

- F026W2HA001
- F026W2HA006
- F026W2HA012
- F026W2HA018
- F026W2HA030
- F026W2HA033
- 1-10V
- F026W2HB001
- F026W2HB006
- F026W2HB012
- F026W2HB018
- F026W2HB030
- F026W2HB033
- Dali
- F026W2HD001
- F026W2HD006
- F026W2HD012
- F026W2HD018
- F026W2HD030
- F026W2HD033

3000K

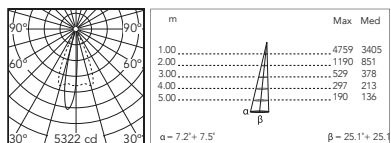
Non Dimmable

- F026W3HA001
- F026W3HA006
- F026W3HA012
- F026W3HA018
- F026W3HA030
- F026W3HA033
- 1-10V
- F026W3HB001
- F026W3HB006
- F026W3HB012
- F026W3HB018
- F026W3HB030
- F026W3HB033
- Dali
- F026W3HD001
- F026W3HD006
- F026W3HD012
- F026W3HD018
- F026W3HD030
- F026W3HD033

4000K


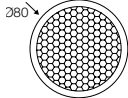

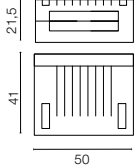

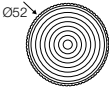

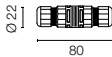

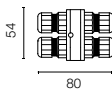



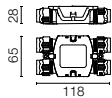
Non Dimmable

- F026W4HA001
- F026W4HA006
- F026W4HA012
- F026W4HA018
- F026W4HA030
- F026W4HA033
- 1-10V
- F026W4HB001
- F026W4HB006
- F026W4HB012
- F026W4HB018
- F026W4HB030
- F026W4HB033
- Dali
- F026W4HD001
- F026W4HD006
- F026W4HD012
- F026W4HD018
- F026W4HD030
- F026W4HD033

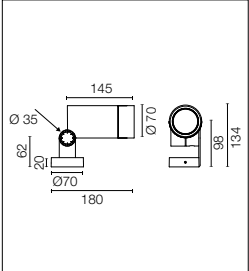











@ 3000K

Spine L 2 Pro: Accessori / Accessories

Honeycomb	Honeycomb Louvre	F026Z060000		
Gelbox IPX8 per connessione elettrica.	Gelbox IPX8 for splicing connectors.	F990C110000		
Lenti converter / Converter lenses: <ul style="list-style-type: none">- Converter Spine 2 Optic Medium Flood- Converter Spine 2 Optic Flood- Converter Spine 2 Optic Wide Flood- Converter Spine 2 Optic Elliptic 1- Converter Spine 2 Optic Elliptic 2- Converter Spine 2 Optic Wall Washer		F029Z020000 F029Z021000 F029Z022000 F029Z023000 F029Z024000 F029Z025000		
Sistema di giunzione IP68 H2O Stop anti-condensa a 2 vie 4 poli.	2 way terminal block 4 poles IP68 H2O Stop.	F990C00A000		
Sistema di giunzione IP68 H2O Stop anti-condensa a 3/4 vie 4 poli. (Ø5,5÷12mm cavo).	3/4 way terminal block 4 poles IP68 H2O Stop. (ø5,5÷12mm cable).	F990C010000		
Kit connettore 5 poli presa volante + spina EU IP68.	Connector kit 5-pole flying socket + EU plug IP68.	F990C080000		
Scatola di derivazione 5 poli 4 vie IP68 (cavi 6-14 mm).	4 way junction box 5 poles IP68 (6-14 mm cables).	F990C030000		







Sorgente Power LED inclusa. Equipaggiato con snoot integrato per un maggiore comfort visivo; accessorio visor a taglio asimmetrico disponibile. Accessori collimatori disponibili per variare le aperture del fascio luminoso. Alimentazione elettrica 220-240V ON/OFF integrata. Staffa minimale di fissaggio a L integrata. Dotata di spezzone di cavo uscente in neoprene da 5m (10m a richiesta) per connessione elettrica remota; per garantire la tenuta è consigliabile utilizzare cavi flessibili idonei all'impiego in ambienti esterni. Versione dimmerabile 1-10V o DALI con alimentatore remoto 24Vdc a richiesta.

Power LED source included. Equipped with an integrated snoot for higher visual comfort: the asymmetrical cut visor is available as an accessory. Collimators are available as an accessory to modify the beam opening. Integrated electric power supply 220-240V ON/OFF. Minimum L-shaped mounting support integrated. Equipped with a 5m neoprene cable (10m upon request) for remote connection. To guarantee its water tightness, it is recommended to use flexible cables designed for outdoor use. Upon request: 1-10V or DALI dimmable version with 24Vdc remote power supply.

2200K disponibile su richiesta.

2200K available on request.

Optic Narrow Spot 7°

Power Led: 3,5W - 168 lm ≠ FIXT 143 lm - 2700K/CRI 80 - 220-240V / 3,5W - 174 lm ≠ FIXT 149 lm - 3000K/CRI 80 - 220-240V / 3,5W - 180 lm ≠ FIXT 154 lm - 4000K/CRI 80 - 220-240V

2700K
Non Dimmable

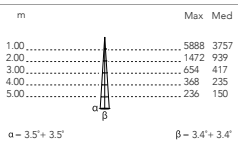
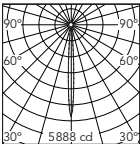
- F025R2AA001
- F025R2AA006
- F025R2AA012
- F025R2AA018
- F025R2AA030
- F025R2AA033

3000K
Non Dimmable

- F025R3AA001
- F025R3AA006
- F025R3AA012
- F025R3AA018
- F025R3AA030
- F025R3AA033

4000K
Non Dimmable

- F025R4AA001
- F025R4AA006
- F025R4AA012
- F025R4AA018
- F025R4AA030
- F025R4AA033



m	Max	Med
1.00	5888	3757
2.00	1472	939
3.00	654	417
4.00	368	235
5.00	236	150

α = 3.5° + 3.5° β = 3.4° + 3.4°

@ 3000K

Optic Spot 14°

Power Led: 7,9W - 671 lm ≠ FIXT 550 lm - 2700K/CRI 80 - 220-240V / 7,9W - 696 lm ≠ FIXT 571 lm - 3000K/CRI 80 - 220-240V / 7,9W - 720 lm ≠ FIXT 591 lm - 4000K/CRI 80 - 220-240V

2700K
Non Dimmable

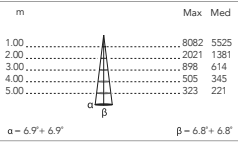
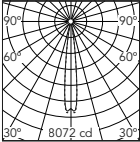
- F025R2BA001
- F025R2BA006
- F025R2BA012
- F025R2BA018
- F025R2BA030
- F025R2BA033

3000K
Non Dimmable

- F025R3BA001
- F025R3BA006
- F025R3BA012
- F025R3BA018
- F025R3BA030
- F025R3BA033

4000K
Non Dimmable

- F025R4BA001
- F025R4BA006
- F025R4BA012
- F025R4BA018
- F025R4BA030
- F025R4BA033



m	Max	Med
1.00	8082	5525
2.00	2021	1381
3.00	898	614
4.00	505	345
5.00	323	221

α = 6.9° + 6.9° β = 6.8° + 6.8°

@ 3000K

Optic Medium Flood 24,5°

Power Led: 7,9W - 671 lm ≠ FIXT 499 lm - 2700K/CRI 80 - 220-240V / 7,9W - 696 lm ≠ FIXT 518 lm - 3000K/CRI 80 - 220-240V / 7,9W - 720 lm ≠ FIXT 536 lm - 4000K/CRI 80 - 220-240V

2700K
Non Dimmable

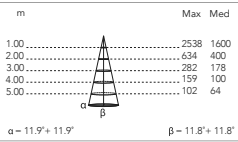
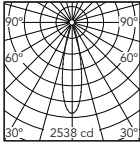
- F025R2CA001
- F025R2CA006
- F025R2CA012
- F025R2CA018
- F025R2CA030
- F025R2CA033

3000K
Non Dimmable

- F025R3CA001
- F025R3CA006
- F025R3CA012
- F025R3CA018
- F025R3CA030
- F025R3CA033

4000K
Non Dimmable

- F025R4CA001
- F025R4CA006
- F025R4CA012
- F025R4CA018
- F025R4CA030
- F025R4CA033



m	Max	Med
1.00	2538	1600
2.00	634	400
3.00	282	178
4.00	159	100
5.00	102	64

α = 11.9° + 11.9° β = 11.8° + 11.8°

@ 3000K

Optic Flood 32°

Power Led: 7,9W - 671 lm ≠ FIXT 482 lm - 2700K/CRI 80 - 220-240V / 7,9W - 696 lm ≠ FIXT 500 lm - 3000K/CRI 80 - 220-240V / 7,9W - 720 lm ≠ FIXT 518 lm - 4000K/CRI 80 - 220-240V

2700K
Non Dimmable

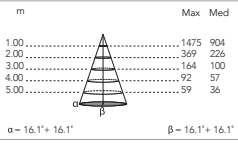
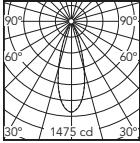
- F025R2DA001
- F025R2DA006
- F025R2DA012
- F025R2DA018
- F025R2DA030
- F025R2DA033

3000K
Non Dimmable

- F025R3DA001
- F025R3DA006
- F025R3DA012
- F025R3DA018
- F025R3DA030
- F025R3DA033

4000K
Non Dimmable

- F025R4DA001
- F025R4DA006
- F025R4DA012
- F025R4DA018
- F025R4DA030
- F025R4DA033



m	Max	Med
1.00	1475	904
2.00	369	226
3.00	164	100
4.00	92	57
5.00	59	36

α = 16.1° + 16.1° β = 16.1° + 16.1°

@ 3000K

Optic Wide Flood 49°

Power Led: 7,9W - 671 lm ≠ FIXT 480 lm - 2700K/CRI 80 - 220-240V / 7,9W - 696 lm ≠ FIXT 490 lm - 3000K/CRI 80 - 220-240V / 7,9W - 720 lm ≠ FIXT 505 lm - 4000K/CRI 80 - 220-240V

2700K

Non Dimmable

- F025R2EA001
- F025R2EA006
- F025R2EA012
- F025R2EA018
- F025R2EA030
- F025R2EA033

3000K

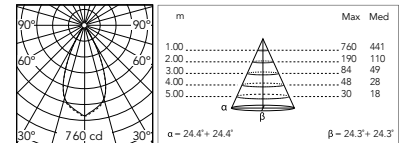
Non Dimmable

- F025R3EA001
- F025R3EA006
- F025R3EA012
- F025R3EA018
- F025R3EA030
- F025R3EA033

4000K

Non Dimmable

- F025R4EA001
- F025R4EA006
- F025R4EA012
- F025R4EA018
- F025R4EA030
- F025R4EA033



@ 3000K

Optic Elliptical 1 13,5° x 50°

Power Led: 7,9W - 671 lm ≠ FIXT 500 lm - 2700K/CRI 80 - 220-240V / 7,9W - 696 lm ≠ FIXT 519 lm - 3000K/CRI 80 - 220-240V / 7,9W - 720 lm ≠ FIXT 537 lm - 4000K/CRI 80 - 220-240V

2700K

Non Dimmable

- F025R2FA001
- F025R2FA006
- F025R2FA012
- F025R2FA018
- F025R2FA030
- F025R2FA033

3000K

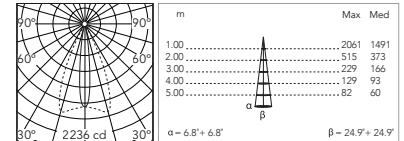
Non Dimmable

- F025R3FA001
- F025R3FA006
- F025R3FA012
- F025R3FA018
- F025R3FA030
- F025R3FA033

4000K

Non Dimmable

- F025R4FA001
- F025R4FA006
- F025R4FA012
- F025R4FA018
- F025R4FA030
- F025R4FA033



@ 3000K

Optic Elliptical 2 26° x 51°

Power Led: 7,9W - 671 lm ≠ FIXT 487 lm - 2700K/CRI 80 - 220-240V / 7,9W - 696 lm ≠ FIXT 505 lm - 3000K/CRI 80 - 220-240V / 7,9W - 720 lm ≠ FIXT 523 lm - 4000K/CRI 80 - 220-240V

2700K

Non Dimmable

- F025R2GA001
- F025R2GA006
- F025R2GA012
- F025R2GA018
- F025R2GA030
- F025R2GA033

3000K

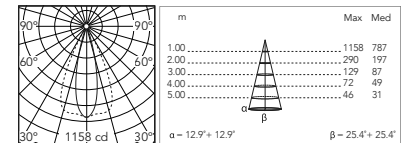
Non Dimmable

- F025R3GA001
- F025R3GA006
- F025R3GA012
- F025R3GA018
- F025R3GA030
- F025R3GA033

4000K

Non Dimmable

- F025R4GA001
- F025R4GA006
- F025R4GA012
- F025R4GA018
- F025R4GA030
- F025R4GA033



@ 3000K

Optic Wall Washer

Power Led: 7,9W - 671 lm ≠ FIXT 471 lm - 2700K/CRI 80 - 220-240V / 7,9W - 696 lm ≠ FIXT 489 lm - 3000K/CRI 80 - 220-240V / 7,9W - 720 lm ≠ FIXT 506 lm - 4000K/CRI 80 - 220-240V

2700K

Non Dimmable

- F025R2HA001
- F025R2HA006
- F025R2HA012
- F025R2HA018
- F025R2HA030
- F025R2HA033

3000K

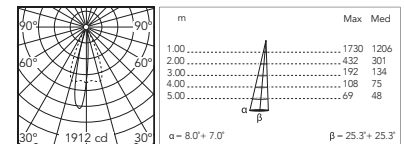
Non Dimmable

- F025R3HA001
- F025R3HA006
- F025R3HA012
- F025R3HA018
- F025R3HA030
- F025R3HA033

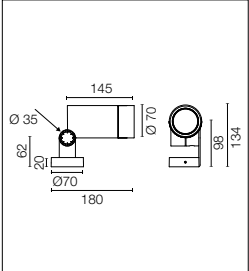

4000K







Non Dimmable

- F025R4HA001
- F025R4HA006
- F025R4HA012
- F025R4HA018
- F025R4HA030
- F025R4HA033



@ 3000K





Sorgente Power LED ad alta efficienza inclusa. Equipaggiato con snoot integrato per un maggiore comfort visivo; accessorio visor a taglio asimmetrico disponibile. Accessori collimatori disponibili per variare le aperture del fascio luminoso. Alimentazione elettrica 220-240V ON/OFF integrata. Staffa minimale di fissaggio a L integrata. Dotata di spezzone di cavo uscente in neoprene da 5m (10m a richiesta) per connessione elettrica remota; per garantire la tenuta è consigliabile utilizzare cavi flessibili idonei all'impiego in ambienti esterni. Versione dimmerabile 1-10V o DALI con alimentatore remoto 24Vdc a richiesta.

Energy-efficient Power LED source included. Equipped with an integrated snoot for higher visual comfort: the asymmetrical cut visor is available as an accessory. Collimators are available as an accessory to modify the beam opening. Integrated electric power supply 220-240V ON/OFF. Minimum L-shaped mounting support integrated. Equipped with a 5m neoprene cable (10m upon request) for remote connection. To guarantee its water tightness, it is recommended to use flexible cables designed for outdoor use. Upon request: 1-10V or DALI dimmable version with 24Vdc remote power supply.

Optic Spot 12°

Power Led: 10,5W - 920 lm ≠ FIXT 680 lm - 2700K/CRI 80 - 220-240V / 10,5W - 966 lm ≠ FIXT 706 lm - 3000K/CRI 80 - 220-240V / 10,5W - 1012 lm ≠ FIXT 730 lm - 4000K/CRI 80 - 220-240V

2700K
Non Dimmable

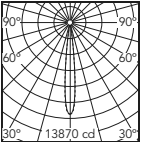
- F025S2BA001
- F025S2BA006
- F025S2BA012
- F025S2BA018
- F025S2BA030
- F025S2BA033

3000K
Non Dimmable

- F025S3BA001
- F025S3BA006
- F025S3BA012
- F025S3BA018
- F025S3BA030
- F025S3BA033

4000K
Non Dimmable

- F025S4BA001
- F025S4BA006
- F025S4BA012
- F025S4BA018
- F025S4BA030
- F025S4BA033



m	Max	Med
1.00	13870	9336
2.00	3468	2334
3.00	1541	1037
4.00	867	583
5.00	555	373

α = 5.8' + 5.9' β = 5.9' + 5.9'

@ 3000K

Optic Medium Flood 26,5°

Power Led: 10,5W - 920 lm ≠ FIXT 594 lm - 2700K/CRI 80 - 220-240V / 10,5W - 966 lm ≠ FIXT 630 lm - 3000K/CRI 80 - 220-240V / 10,5W - 1012 lm ≠ FIXT 654 lm - 4000K/CRI 80 - 220-240V

2700K
Non Dimmable

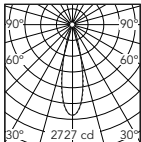
- F025S2CA001
- F025S2CA006
- F025S2CA012
- F025S2CA018
- F025S2CA030
- F025S2CA033

3000K
Non Dimmable

- F025S3CA001
- F025S3CA006
- F025S3CA012
- F025S3CA018
- F025S3CA030
- F025S3CA033

4000K
Non Dimmable

- F025S4CA001
- F025S4CA006
- F025S4CA012
- F025S4CA018
- F025S4CA030
- F025S4CA033



m	Max	Med
1.00	2727	1724
2.00	682	431
3.00	303	192
4.00	170	108
5.00	109	69

α = 12.8' + 12.8' β = 13.1' + 13.1'

@ 3000K

Optic Flood 33,5°

Power Led: 10,5W - 920 lm ≠ FIXT 592 lm - 2700K/CRI 80 - 220-240V / 10,5W - 966 lm ≠ FIXT 627 lm - 3000K/CRI 80 - 220-240V / 10,5W - 1012 lm ≠ FIXT 651 lm - 4000K/CRI 80 - 220-240V

2700K
Non Dimmable

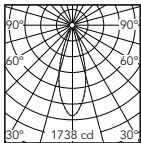
- F025S2DA001
- F025S2DA006
- F025S2DA012
- F025S2DA018
- F025S2DA030
- F025S2DA033

3000K
Non Dimmable

- F025S3DA001
- F025S3DA006
- F025S3DA012
- F025S3DA018
- F025S3DA030
- F025S3DA033

4000K
Non Dimmable

- F025S4DA001
- F025S4DA006
- F025S4DA012
- F025S4DA018
- F025S4DA030
- F025S4DA033



m	Max	Med
1.00	1738	1043
2.00	435	261
3.00	193	116
4.00	109	65
5.00	70	42

α = 16.7' + 16.7' β = 16.8' + 16.8'

@ 3000K

Optic Wide Flood 50°

Power Led: 10,5W - 920 lm ≠ FIXT 591 lm - 2700K/CRI 80 - 220-240V / 10,5W - 966 lm ≠ FIXT 619 lm - 3000K/CRI 80 - 220-240V / 10,5W - 1012 lm ≠ FIXT 650 lm - 4000K/CRI 80 - 220-240V

2700K
Non Dimmable

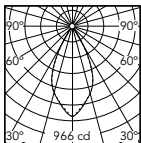
- F025S2EA001
- F025S2EA006
- F025S2EA012
- F025S2EA018
- F025S2EA030
- F025S2EA033

3000K
Non Dimmable

- F025S3EA001
- F025S3EA006
- F025S3EA012
- F025S3EA018
- F025S3EA030
- F025S3EA033

4000K
Non Dimmable

- F025S4EA001
- F025S4EA006
- F025S4EA012
- F025S4EA018
- F025S4EA030
- F025S4EA033



m	Max	Med
1.00	966	520
2.00	242	130
3.00	107	58
4.00	60	32
5.00	39	21

α = 25.2' + 25.2' β = 24.8' + 24.8'

@ 3000K

Spine L 1 Ultra Hp

Optic Elliptical 1 11,5° x 49°

Power Led: 10,5W - 920 lm ≠ FIXT 603 lm - 2700K/CRI 80 - 220-240V / 10,5W - 966 lm ≠ FIXT 639 lm - 3000K/CRI 80 - 220-240V / 10,5W - 1012 lm ≠ FIXT 663 lm - 4000K/CRI 80 - 220-240V

2700K

Non Dimmable

- F025S2FA001
- F025S2FA006
- F025S2FA012
- F025S2FA018
- F025S2FA030
- F025S2FA033

3000K

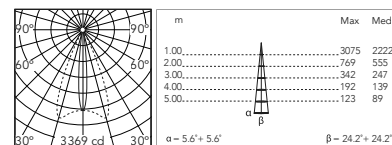
Non Dimmable

- F025S3FA001
- F025S3FA006
- F025S3FA012
- F025S3FA018
- F025S3FA030
- F025S3FA033

4000K

Non Dimmable

- F025S4FA001
- F025S4FA006
- F025S4FA012
- F025S4FA018
- F025S4FA030
- F025S4FA033



@ 3000K

Optic Elliptical 2 25,5° x 50°

Power Led: 10,5W - 920 lm ≠ FIXT 601 lm - 2700K/CRI 80 - 220-240V / 10,5W - 966 lm ≠ FIXT 624 lm - 3000K/CRI 80 - 220-240V / 10,5W - 1012 lm ≠ FIXT 645 lm - 4000K/CRI 80 - 220-240V

2700K

Non Dimmable

- F025S2GA001
- F025S2GA006
- F025S2GA012
- F025S2GA018
- F025S2GA030
- F025S2GA033

3000K

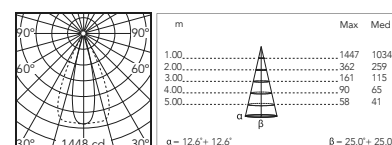
Non Dimmable

- F025S3GA001
- F025S3GA006
- F025S3GA012
- F025S3GA018
- F025S3GA030
- F025S3GA033

4000K

Non Dimmable

- F025S4GA001
- F025S4GA006
- F025S4GA012
- F025S4GA018
- F025S4GA030
- F025S4GA033



@ 3000K

Optic Wall Washer

Power Led: 10,5W - 920 lm ≠ FIXT 574 lm - 2700K/CRI 80 - 220-240V / 10,5W - 966 lm ≠ FIXT 609 lm - 3000K/CRI 80 - 220-240V / 10,5W - 1012 lm ≠ FIXT 631 lm - 4000K/CRI 80 - 220-240V

2700K

Non Dimmable

- F025S2HA001
- F025S2HA006
- F025S2HA012
- F025S2HA018
- F025S2HA030
- F025S2HA033

3000K

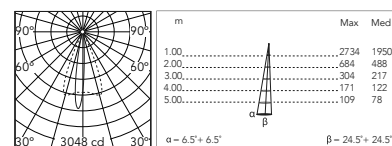
Non Dimmable

- F025S3HA001
- F025S3HA006
- F025S3HA012
- F025S3HA018
- F025S3HA030
- F025S3HA033

4000K


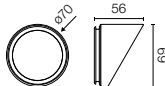

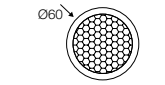

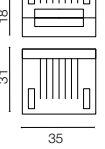

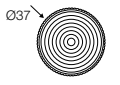

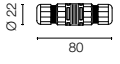

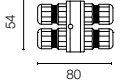
Non Dimmable

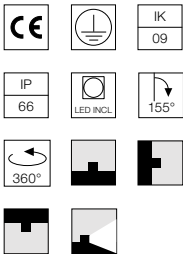
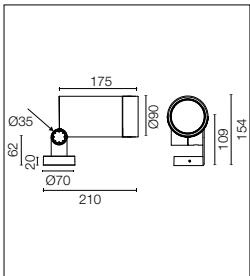
- F025S4HA001
- F025S4HA006
- F025S4HA012
- F025S4HA018
- F025S4HA030
- F025S4HA033



@ 3000K

Spine L 1 Ultra: Accessori / Accessories

Visor	Visor	<ul style="list-style-type: none"> ○ F025Z050001 ● F025Z050006 ● F025Z050012 ● F025Z050018 ● F025Z050030 ● F025Z050033 		
Honeycomb	Honeycomb Louvre	F025Z060000		
Gelbox IPX8 per connessione elettrica.	Gelbox IPX8 for splicing connectors.	F990C100000		
Lenti converter / Converter lenses:		<ul style="list-style-type: none"> - Converter Spine 1 Optic Medium Flood - Converter Spine 1 Optic Flood - Converter Spine 1 Optic Wide Flood - Converter Spine 1 Optic Elliptic 1 - Converter Spine 1 Optic Elliptic 2 - Converter Spine 1 Optic Wall Washer 		
Sistema di giunzione IP68 H2O Stop anti-condensa a 2 vie 4 poli.	2 way terminal block 4 poles IP68 H2O Stop.	F990C00A000		
Sistema di giunzione IP68 H2O Stop anti-condensa a 3/4 vie 4 poli. (Ø5,5÷12mm cavo).	3/4 way terminal block 4 poles IP68 H2O Stop. (Ø5,5÷12mm cable).	F990C010000		



Sorgente Power LED. Equipaggiato con snoot integrato per un maggiore comfort visivo; accessorio visor a taglio asimmetrico disponibile. Accessori collimatori disponibili per variare le aperture del fascio luminoso. Alimentazione elettrica 220-240V ON/OFF e dimmerabile 1-10V o DALI integrata. Staffa minimale di fissaggio a L integrata. Dotata di spezzone di cavo uscente in neoprene da 5m (10m a richiesta) per connessione elettrica remota; per garantire la tenuta è consigliabile utilizzare cavi flessibili idonei all'impiego in ambienti esterni.

Optic Narrow Spot
2200K disponibile su richiesta.

Power LED source included. Equipped with an integrated snoot for higher visual comfort: the asymmetrical cut visor is available as an accessory. Collimators are available as an accessory to modify the beam opening. Integrated electric power supply 220-240V ON/OFF and adjustable 1-10V or DALI. Minimum L-shaped mounting support integrated. Equipped with a 5m neoprene cable (10m upon request) for remote connection. To guarantee its watertightness, it is recommended to use flexible cables designed for outdoor use.

Optic Narrow Spot
2200K available on request.

Optic Narrow Spot 6°

Power Led: 4,1W - 248 lm ≠ FIXT 230 lm - 2700K/CRI 80 - 220-240V / 4,1W - 258 lm ≠ FIXT 239 lm - 3000K/CRI 80 - 220-240V / 4,1W - 267 lm ≠ FIXT 247 lm - 4000K/CRI 80 - 220-240V

- 2700K**
Non Dimmable

 - F026R2AA001
 - F026R2AA006
 - F026R2AA012
 - F026R2AA018
 - F026R2AA030
 - F026R2AA033

1-10V

 - F026R2AB001
 - F026R2AB006
 - F026R2AB012
 - F026R2AB018
 - F026R2AB030
 - F026R2AB033

Dali

 - F026R2AD001
 - F026R2AD006
 - F026R2AD012
 - F026R2AD018
 - F026R2AD030
 - F026R2AD033
- 3000K**
Non Dimmable

 - F026R3AA001
 - F026R3AA006
 - F026R3AA012
 - F026R3AA018
 - F026R3AA030
 - F026R3AA033

1-10V

 - F026R3AB001
 - F026R3AB006
 - F026R3AB012
 - F026R3AB018
 - F026R3AB030
 - F026R3AB033

Dali

 - F026R3AD001
 - F026R3AD006
 - F026R3AD012
 - F026R3AD018
 - F026R3AD030
 - F026R3AD033

- 4000K**
Non Dimmable

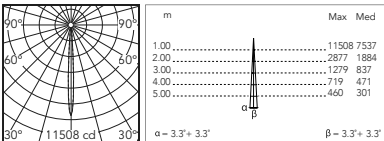
 - F026R4AA001
 - F026R4AA006
 - F026R4AA012
 - F026R4AA018
 - F026R4AA030
 - F026R4AA033

1-10V

 - F026R4AB001
 - F026R4AB006
 - F026R4AB012
 - F026R4AB018
 - F026R4AB030
 - F026R4AB033

Dali

 - F026R4AD001
 - F026R4AD006
 - F026R4AD012
 - F026R4AD018
 - F026R4AD030
 - F026R4AD033



@ 3000K

Optic Spot 9,5°

Power Led: 10,5W - 920 lm ≠ FIXT 769 lm - 2700K/CRI 80 - 220-240V / 10,5W - 966 lm ≠ FIXT 808 lm - 3000K/CRI 80 - 220-240V / 10,5W - 1012 lm ≠ FIXT 846 lm - 4000K/CRI 80 - 220-240V

- 2700K**
Non Dimmable

 - F026R2BA001
 - F026R2BA006
 - F026R2BA012
 - F026R2BA018
 - F026R2BA030
 - F026R2BA033

1-10V

 - F026R2BB001
 - F026R2BB006
 - F026R2BB012
 - F026R2BB018
 - F026R2BB030
 - F026R2BB033

Dali

 - F026R2BD001
 - F026R2BD006
 - F026R2BD012
 - F026R2BD018
 - F026R2BD030
 - F026R2BD033
- 3000K**
Non Dimmable

 - F026R3BA001
 - F026R3BA006
 - F026R3BA012
 - F026R3BA018
 - F026R3BA030
 - F026R3BA033

1-10V

 - F026R3BB001
 - F026R3BB006
 - F026R3BB012
 - F026R3BB018
 - F026R3BB030
 - F026R3BB033

Dali

 - F026R3BD001
 - F026R3BD006
 - F026R3BD012
 - F026R3BD018
 - F026R3BD030
 - F026R3BD033

- 4000K**
Non Dimmable

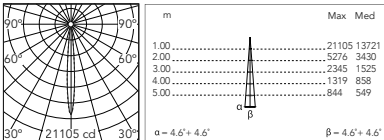
 - F026R4BA001
 - F026R4BA006
 - F026R4BA012
 - F026R4BA018
 - F026R4BA030
 - F026R4BA033

1-10V

 - F026R4BB001
 - F026R4BB006
 - F026R4BB012
 - F026R4BB018
 - F026R4BB030
 - F026R4BB033

Dali

 - F026R4BD001
 - F026R4BD006
 - F026R4BD012
 - F026R4BD018
 - F026R4BD030
 - F026R4BD033



@ 3000K

Spine L 2 Ultra

Optic Medium Flood 28°

Power Led: 10,5W - 920 lm ≠ FIXT 715 lm - 2700K/CRI 80 - 220-240V / 10,5W - 966 lm ≠ FIXT 742 lm - 3000K/CRI 80 - 220-240V / 10,5W - 1012 lm ≠ FIXT 767 lm - 4000K/CRI 80 - 220-240V

2700K

Non Dimmable

- F026R2CA001
● F026R2CA006
● F026R2CA012
● F026R2CA018
● F026R2CA030
● F026R2CA033
1-10V
○ F026R2CB001
● F026R2CB006
● F026R2CB012
● F026R2CB018
● F026R2CB030
● F026R2CB033
Dali
○ F026R2CD001
● F026R2CD006
● F026R2CD012
● F026R2CD018
● F026R2CD030
● F026R2CD033

3000K

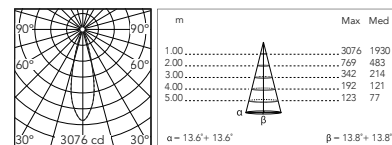
Non Dimmable

- F026R3CA001
● F026R3CA006
● F026R3CA012
● F026R3CA018
● F026R3CA030
● F026R3CA033
1-10V
○ F026R3CB001
● F026R3CB006
● F026R3CB012
● F026R3CB018
● F026R3CB030
● F026R3CB033
Dali
○ F026R3CD001
● F026R3CD006
● F026R3CD012
● F026R3CD018
● F026R3CD030
● F026R3CD033

4000K

Non Dimmable

- F026R4CA001
● F026R4CA006
● F026R4CA012
● F026R4CA018
● F026R4CA030
● F026R4CA033
1-10V
○ F026R4CB001
● F026R4CB006
● F026R4CB012
● F026R4CB018
● F026R4CB030
● F026R4CB033
Dali
○ F026R4CD001
● F026R4CD006
● F026R4CD012
● F026R4CD018
● F026R4CD030
● F026R4CD033



@ 3000K

Optic Flood 33°

Power Led: 10,5W - 920 lm ≠ FIXT 695 lm - 2700K/CRI 80 - 220-240V / 10,5W - 966 lm ≠ FIXT 721 lm - 3000K/CRI 80 - 220-240V / 10,5W - 1012 lm ≠ FIXT 746 lm - 4000K/CRI 80 - 220-240V

2700K

Non Dimmable

- F026R2DA001
● F026R2DA006
● F026R2DA012
● F026R2DA018
● F026R2DA030
● F026R2DA033
1-10V
○ F026R2DB001
● F026R2DB006
● F026R2DB018
● F026R2DB030
● F026R2DB033
Dali
○ F026R2DD001
● F026R2DD006
● F026R2DD012
● F026R2DD018
● F026R2DD030
● F026R2DD033

3000K

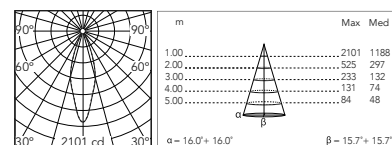
Non Dimmable

- F026R3DA001
● F026R3DA006
● F026R3DA012
● F026R3DA018
● F026R3DA030
● F026R3DA033
1-10V
○ F026R3DB001
● F026R3DB006
● F026R3DB012
● F026R3DB018
● F026R3DB030
● F026R3DB033
Dali
○ F026R3DD001
● F026R3DD006
● F026R3DD012
● F026R3DD018
● F026R3DD030
● F026R3DD033

4000K

Non Dimmable

- F026R4DA001
● F026R4DA006
● F026R4DA012
● F026R4DA018
● F026R4DA030
● F026R4DA033
1-10V
○ F026R4DB001
● F026R4DB006
● F026R4DB012
● F026R4DB018
● F026R4DB030
● F026R4DB033
Dali
○ F026R4DD001
● F026R4DD006
● F026R4DD012
● F026R4DD018
● F026R4DD030
● F026R4DD033



@ 3000K

Optic Wide Flood 51°

Power Led: 10,5W - 920 lm ≠ FIXT 711 lm - 2700K/CRI 80 - 220-240V / 10,5W - 966 lm ≠ FIXT 741 lm - 3000K/CRI 80 - 220-240V / 10,5W - 1012 lm ≠ FIXT 778 lm - 4000K/CRI 80 - 220-240V

2700K

Non Dimmable

- F026R2EA001
- F026R2EA006
- F026R2EA012
- F026R2EA018
- F026R2EA030
- F026R2EA033
- 1-10V
- F026R2EB001
- F026R2EB006
- F026R2EB012
- F026R2EB018
- F026R2EB030
- F026R2EB033
- Dali
- F026R2ED001
- F026R2ED006
- F026R2ED012
- F026R2ED018
- F026R2ED030
- F026R2ED033

3000K

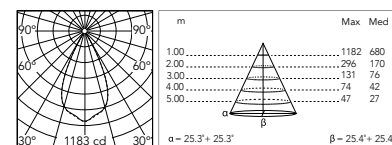
Non Dimmable

- F026R3EA001
● F026R3EA006
● F026R3EA012
● F026R3EA018
● F026R3EA030
● F026R3EA033
1-10V
○ F026R3EB006
● F026R3EB006
● F026R3EB012
● F026R3EB018
● F026R3EB030
● F026R3EB033
Dali
○ F026R3ED001
● F026R3ED006
● F026R3ED012
● F026R3ED018
● F026R3ED030
● F026R3ED033

4000K

Non Dimmable

- F026R4EA001
- F026R4EA006
- F026R4EA012
- F026R4EA018
- F026R4EA030
- F026R4EA033
- 1-10V
- F026R4EB001
- F026R4EB006
- F026R4EB012
- F026R4EB018
- F026R4EB030
- F026R4EB033
- Dali
- F026R4ED001
- F026R4ED006
- F026R4ED012
- F026R4ED018
- F026R4ED030
- F026R4ED033



@ 3000K

Optic Elliptical 1 9,5° x 48°

Power Led: 10,5W - 920 lm ≠ FIXT 717 lm - 2700K/CRI 80 - 220-240V / 10,5W - 966 lm ≠ FIXT 744 lm - 3000K/CRI 80 - 220-240V / 10,5W - 1012 lm ≠ FIXT 770 lm - 4000K/CRI 80 - 220-240V

2700K

Non Dimmable

F026R2FA001

F026R2FA006

F026R2FA012

F026R2FA018

F026R2FA030

F026R2FA033

1-10V

F026R2FB001

F026R2FB006

F026R2FB012

F026R2FB018

F026R2FB030

F026R2FB033

Dali

F026R2FD001

F026R2FD006

F026R2FD012

F026R2FD018

F026R2FD030

F026R2FD033

3000K

Non Dimmable

F026R3FA001

F026R3FA006

F026R3FA012

F026R3FA018

F026R3FA030

F026R3FA033

1-10V

F026R3FB001

F026R3FB006

F026R3FB012

F026R3FB018

F026R3FB030

F026R3FB033

Dali

F026R3FD001

F026R3FD006

F026R3FD012

F026R3FD018

F026R3FD030

F026R3FD033

4000K

Non Dimmable

F026R4FA001

F026R4FA006

F026R4FA012

F026R4FA018

F026R4FA030

F026R4FA033

1-10V

F026R4FB001

F026R4FB006

F026R4FB012

F026R4FB018

F026R4FB030

F026R4FB033

Dali

F026R4FD001

F026R4FD006

F026R4FD012

F026R4FD018

F026R4FD030

F026R4FD033



@ 3000K

Optic Elliptical 2 24° x 50°

Power Led: 10,5W - 920 lm ≠ FIXT 699 lm - 2700K/CRI 80 - 220-240V / 10,5W - 966 lm ≠ FIXT 725 lm - 3000K/CRI 80 - 220-240V / 10,5W - 1012 lm ≠ FIXT 750 lm - 4000K/CRI 80 - 220-240V

2700K

Non Dimmable

F026R2GA001

F026R2GA006

F026R2GA012

F026R2GA018

F026R2GA030

F026R2GA033

1-10V

F026R2GB001

F026R2GB006

F026R2GB012

F026R2GB018

F026R2GB030

F026R2GB033

Dali

F026R2GD001

F026R2GD006

F026R2GD012

F026R2GD018

F026R2GD030

F026R2GD033

3000K

Non Dimmable

F026R3GA001

F026R3GA006

F026R3GA012

F026R3GA018

F026R3GA030

F026R3GA033

1-10V

F026R3GB001

F026R3GB006

F026R3GB012

F026R3GB018

F026R3GB030

F026R3GB033

Dali

F026R3GD001

F026R3GD006

F026R3GD012

F026R3GD018

F026R3GD030

F026R3GD033

4000K

Non Dimmable

F026R4GA001

F026R4GA006

F026R4GA012

F026R4GA018

F026R4GA030

F026R4GA033

1-10V

F026R4GB001

F026R4GB006

F026R4GB012

F026R4GB018

F026R4GB030

F026R4GB033

Dali

F026R4GD001

F026R4GD006

F026R4GD012

F026R4GD018

F026R4GD030

F026R4GD033



@ 3000K

Optic Wall Washer

Power Led: 10,5W - 920 lm ≠ FIXT 673 lm - 2700K/CRI 80 - 220-240V / 10,5W - 966 lm ≠ FIXT 698 lm - 3000K/CRI 80 - 220-240V / 10,5W - 1012 lm ≠ FIXT 672 lm - 4000K/CRI 80 - 220-240V

2700K

Non Dimmable

F026R2HA001

F026R2HA006

F026R2HA012

F026R2HA018

F026R2HA030

F026R2HA033

1-10V

F026R2HB001

F026R2HB006

F026R2HB012

F026R2HB018

F026R2HB030

F026R2HB033

Dali

F026R2HD001

F026R2HD006

F026R2HD012

F026R2HD018

F026R2HD030

F026R2HD033

3000K

Non Dimmable

F026R3HA001

F026R3HA006

F026R3HA012

F026R3HA018

F026R3HA030

F026R3HA033

1-10V

F026R3HB001

F026R3HB006

F026R3HB012

F026R3HB018

F026R3HB030

F026R3HB033

Dali

F026R3HD001

F026R3HD006

F026R3HD012

F026R3HD018

F026R3HD030

F026R3HD033

4000K

Non Dimmable

F026R4HA001

F026R4HA006

F026R4HA012

F026R4HA018

F026R4HA030

F026R4HA033

1-10V

F026R4HB001

F026R4HB006

F026R4HB012

F026R4HB018

F026R4HB030

F026R4HB033

Dali

F026R4HD001

F026R4HD006

F026R4HD012

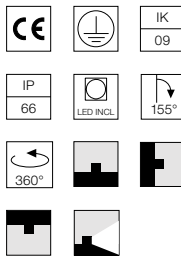
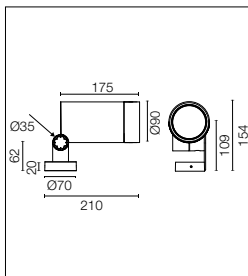
F026R4HD018

F026R4HD030

F026R4HD033



@ 3000K



Sorgente Power LED ad alta efficienza inclusa. Equipaggiato con snoot integrato per un maggiore comfort visivo; accessorio visor a taglio asimmetrico disponibile. Accessori collimatori disponibili per variare le aperture del fascio luminoso. Alimentazione elettrica 220-240V ON/OFF e dimmerabile 1-10V o DALI integrata. Staffa minima di fissaggio a L integrata. Dotata di spezzone di cavo uscente in neoprene da 5m (10m a richiesta) per connessione elettrica remota; per garantire la tenuta è consigliabile utilizzare cavi flessibili idonei all'impiego in ambienti esterni.

Energy-efficient Power LED source included. Equipped with an integrated snoot for higher visual comfort: the asymmetrical cut visor is available as an accessory. Collimators are available as an accessory to modify the beam opening. Integrated electric power supply 220-240V ON/OFF and adjustable 1-10V or DALI. Minimum L-shaped mounting support integrated. Equipped with a 5m neoprene cable (10m upon request) for remote connection. To guarantee its water tightness, it is recommended to use flexible cables designed for outdoor use.

2200K disponibile su richiesta.

2200K available on request.

Optic Spot 14,5°

Power Led: 17W - 1739 lm ≠ FIXT 1443 lm - 2700K/CRI 80 - 220-240V / 17W - 1803 lm ≠ FIXT 1497 lm - 3000K/CRI 80 - 220-240V / 17W - 1868 lm ≠ FIXT 1548 lm - 4000K/CRI 80 - 220-240V

2700K

Non Dimmable

- F026S2BA001
- F026S2BA006
- F026S2BA012
- F026S2BA018
- F026S2BA030
- F026S2BA033
- 1-10V
- F026S2BB001
- F026S2BB006
- F026S2BB012
- F026S2BB018
- F026S2BB030
- F026S2BB033
- Dali
- F026S2BD001
- F026S2BD006
- F026S2BD012
- F026S2BD018
- F026S2BD030
- F026S2BD033

3000K

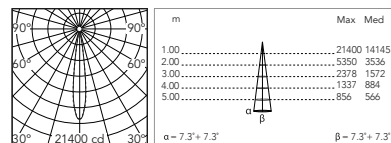
Non Dimmable

- F026S3BA001
- F026S3BA006
- F026S3BA012
- F026S3BA018
- F026S3BA030
- F026S3BA033
- 1-10V
- F026S3BB001
- F026S3BB006
- F026S3BB012
- F026S3BB018
- F026S3BB030
- F026S3BB033
- Dali
- F026S3BD001
- F026S3BD006
- F026S3BD012
- F026S3BD018
- F026S3BD030
- F026S3BD033

4000K

Non Dimmable

- F026S4BA001
- F026S4BA006
- F026S4BA012
- F026S4BA018
- F026S4BA030
- F026S4BA033
- 1-10V
- F026S4BB001
- F026S4BB006
- F026S4BB012
- F026S4BB018
- F026S4BB030
- F026S4BB033
- Dali
- F026S4BD001
- F026S4BD006
- F026S4BD012
- F026S4BD018
- F026S4BD030
- F026S4BD033



@ 3000K

Optic Medium Flood 26°

Power Led: 17W - 1739 lm ≠ FIXT 1336 lm - 2700K/CRI 80 - 220-240V / 17W - 1803 lm ≠ FIXT 1386 lm - 3000K/CRI 80 - 220-240V / 17W - 1868 lm ≠ FIXT 1434 lm - 4000K/CRI 80 - 220-240V

2700K

Non Dimmable

- F026S2CA001
- F026S2CA006
- F026S2CA012
- F026S2CA018
- F026S2CA030
- F026S2CA033
- 1-10V
- F026S2CB001
- F026S2CB006
- F026S2CB012
- F026S2CB018
- F026S2CB030
- F026S2CB033
- Dali
- F026S2CD001
- F026S2CD006
- F026S2CD012
- F026S2CD018
- F026S2CD030
- F026S2CD033

3000K

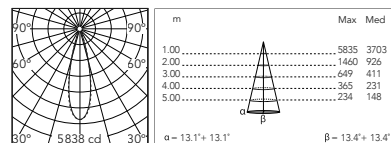
Non Dimmable

- F026S3CA001
- F026S3CA006
- F026S3CA012
- F026S3CA018
- F026S3CA030
- F026S3CA033
- 1-10V
- F026S3CB001
- F026S3CB006
- F026S3CB012
- F026S3CB018
- F026S3CB030
- F026S3CB033
- Dali
- F026S3CD001
- F026S3CD006
- F026S3CD012
- F026S3CD018
- F026S3CD030
- F026S3CD033

4000K

Non Dimmable

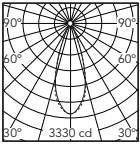
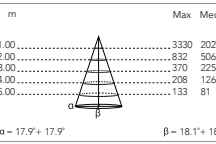
- F026S4CA001
- F026S4CA006
- F026S4CA012
- F026S4CA018
- F026S4CA030
- F026S4CA033
- 1-10V
- F026S4CB001
- F026S4CB006
- F026S4CB012
- F026S4CB018
- F026S4CB030
- F026S4CB033
- Dali
- F026S4CD001
- F026S4CD006
- F026S4CD012
- F026S4CD018
- F026S4CD030
- F026S4CD033



@ 3000K

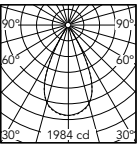
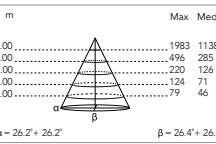
Optic Flood 36°

Power Led: 17W - 1739 lm ≠ FIXT 1302 lm - 2700K/CRI 80 - 220-240V / 17W - 1803 lm ≠ FIXT 1351 lm - 3000K/CRI 80 - 220-240V / 17W - 1868 lm ≠ FIXT 1397 lm - 4000K/CRI 80 - 220-240V

2700K Non Dimmable	3000K Non Dimmable	4000K Non Dimmable	 
<ul style="list-style-type: none">○ F026S2DA001● F026S2DA006● F026S2DA012● F026S2DA018● F026S2DA030● F026S2DA033 1-10V <ul style="list-style-type: none">○ F026S2DB001● F026S2DB006● F026S2DB012● F026S2DB018● F026S2DB030● F026S2DB033 Dali <ul style="list-style-type: none">○ F026S2DD001● F026S2DD006● F026S2DD012● F026S2DD018● F026S2DD030● F026S2DD033	<ul style="list-style-type: none">○ F026S3DA001● F026S3DA006● F026S3DA012● F026S3DA018● F026S3DA030● F026S3DA033 1-10V <ul style="list-style-type: none">○ F026S3DB001● F026S3DB006● F026S3DB012● F026S3DB018● F026S3DB030● F026S3DB033 Dali <ul style="list-style-type: none">○ F026S3DD001● F026S3DD006● F026S3DD012● F026S3DD018● F026S3DD030● F026S3DD033	<ul style="list-style-type: none">○ F026S4DA001● F026S4DA006● F026S4DA012● F026S4DA018● F026S4DA030● F026S4DA033 1-10V <ul style="list-style-type: none">○ F026S4DB001● F026S4DB006● F026S4DB012● F026S4DB018● F026S4DB030● F026S4DB033 Dali <ul style="list-style-type: none">○ F026S4DD001● F026S4DD006● F026S4DD012● F026S4DD018● F026S4DD030● F026S4DD033	

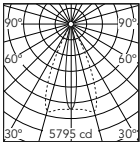
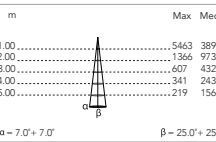
Optic Wide Flood 52°

Power Led: 17W - 1739 lm ≠ FIXT 1303 lm - 2700K/CRI 80 - 220-240V / 17W - 1803 lm ≠ FIXT 1357 lm - 3000K/CRI 80 - 220-240V / 17W - 1868 lm ≠ FIXT 1411 lm - 4000K/CRI 80 - 220-240V

2700K Non Dimmable	3000K Non Dimmable	4000K Non Dimmable	 
<ul style="list-style-type: none">○ F026S2EA001● F026S2EA006● F026S2EA012● F026S2EA018● F026S2EA030● F026S2EA033 1-10V <ul style="list-style-type: none">○ F026S2EB001● F026S2EB006● F026S2EB012● F026S2EB018● F026S2EB030● F026S2EB033 Dali <ul style="list-style-type: none">○ F026S2ED001● F026S2ED006● F026S2ED012● F026S2ED018● F026S2ED030● F026S2ED033	<ul style="list-style-type: none">○ F026S3EA001● F026S3EA006● F026S3EA012● F026S3EA018● F026S3EA030● F026S3EA033 1-10V <ul style="list-style-type: none">○ F026S3EB001● F026S3EB006● F026S3EB012● F026S3EB018● F026S3EB030● F026S3EB033 Dali <ul style="list-style-type: none">○ F026S3ED001● F026S3ED006● F026S3ED012● F026S3ED018● F026S3ED030● F026S3ED033	<ul style="list-style-type: none">○ F026S4EA001● F026S4EA006● F026S4EA012● F026S4EA018● F026S4EA030● F026S4EA033 1-10V <ul style="list-style-type: none">○ F026S4EB001● F026S4EB006● F026S4EB012● F026S4EB018● F026S4EB030● F026S4EB033 Dali <ul style="list-style-type: none">○ F026S4ED001● F026S4ED006● F026S4ED012● F026S4ED018● F026S4ED030● F026S4ED033	

Optic Elliptical 1 14° x 50°

Power Led: 17W - 1739 lm ≠ FIXT 1315 lm - 2700K/CRI 80 - 220-240V / 17W - 1803 lm ≠ FIXT 1364 lm - 3000K/CRI 80 - 220-240V / 17W - 1868 lm ≠ FIXT 1410 lm - 4000K/CRI 80 - 220-240V

2700K Non Dimmable	3000K Non Dimmable	4000K Non Dimmable	 
<ul style="list-style-type: none">○ F026S2FA001● F026S2FA006● F026S2FA012● F026S2FA018● F026S2FA030● F026S2FA033 1-10V <ul style="list-style-type: none">○ F026S2FB001● F026S2FB006● F026S2FB012● F026S2FB018● F026S2FB030● F026S2FB033 Dali <ul style="list-style-type: none">○ F026S2FD001● F026S2FD006● F026S2FD012● F026S2FD018● F026S2FD030● F026S2FD033	<ul style="list-style-type: none">○ F026S3FA001● F026S3FA006● F026S3FA012● F026S3FA018● F026S3FA030● F026S3FA033 1-10V <ul style="list-style-type: none">○ F026S3FB001● F026S3FB006● F026S3FB012● F026S3FB018● F026S3FB030● F026S3FB033 Dali <ul style="list-style-type: none">○ F026S3FD001● F026S3FD006● F026S3FD012● F026S3FD018● F026S3FD030● F026S3FD033	<ul style="list-style-type: none">○ F026S4FA001● F026S4FA006● F026S4FA012● F026S4FA018● F026S4FA030● F026S4FA033 1-10V <ul style="list-style-type: none">○ F026S4FB001● F026S4FB006● F026S4FB012● F026S4FB018● F026S4FB030● F026S4FB033 Dali <ul style="list-style-type: none">○ F026S4FD001● F026S4FD006● F026S4FD012● F026S4FD018● F026S4FD030● F026S4FD033	

Optic Elliptical 2 25° x 52°

Power Led: 17W - 1739 lm ≠ FIXT 1298 lm - 2700K/CRI 80 - 220-240V / 17W - 1803 lm ≠ FIXT 1351 lm - 3000K/CRI 80 - 220-240V / 17W - 1868 lm ≠ FIXT 1393 lm - 4000K/CRI 80 - 220-240V

2700K

Non Dimmable

- F026S2GA001
- F026S2GA006
- F026S2GA012
- F026S2GA018
- F026S2GA030
- F026S2GA033

1-10V

- F026S2GB001
- F026S2GB006
- F026S2GB012
- F026S2GB018
- F026S2GB030
- F026S2GB033

Dali

- F026S2GD001
- F026S2GD006
- F026S2GD012
- F026S2GD018
- F026S2GD030
- F026S2GD033

3000K

Non Dimmable

- F026S3GA001
- F026S3GA006
- F026S3GA012
- F026S3GA018
- F026S3GA030
- F026S3GA033

1-10V

- F026S3GB001
- F026S3GB006
- F026S3GB012
- F026S3GB018
- F026S3GB030
- F026S3GB033

Dali

- F026S3GD001
- F026S3GD006
- F026S3GD012
- F026S3GD018
- F026S3GD030
- F026S3GD033

4000K

Non Dimmable

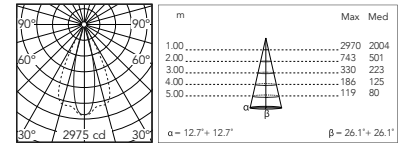
- F026S4GA001
- F026S4GA006
- F026S4GA012
- F026S4GA018
- F026S4GA030
- F026S4GA033

1-10V

- F026S4GB001
- F026S4GB006
- F026S4GB012
- F026S4GB018
- F026S4GB030
- F026S4GB033

Dali

- F026S4GD001
- F026S4GD006
- F026S4GD012
- F026S4GD018
- F026S4GD030
- F026S4GD033



@ 3000K

Optic Wall Washer

Power Led: 17W - 1739 lm ≠ FIXT 1277 lm - 2700K/CRI 80 - 220-240V / 17W - 1803 lm ≠ FIXT 1325 lm - 3000K/CRI 80 - 220-240V / 17W - 1868 lm ≠ FIXT 1370 lm - 4000K/CRI 80 - 220-240V

2700K

Non Dimmable

- F026S2HA001
- F026S2HA006
- F026S2HA012
- F026S2HA018
- F026S2HA030
- F026S2HA033

1-10V

- F026S2HB001
- F026S2HB006
- F026S2HB012
- F026S2HB018
- F026S2HB030
- F026S2HB033

Dali

- F026S2HD001
- F026S2HD006
- F026S2HD012
- F026S2HD018
- F026S2HD030
- F026S2HD033

3000K

Non Dimmable

- F026S3HA001
- F026S3HA006
- F026S3HA012
- F026S3HA018
- F026S3HA030
- F026S3HA033

1-10V

- F026S3HB001
- F026S3HB006
- F026S3HB012
- F026S3HB018
- F026S3HB030
- F026S3HB033

Dali

- F026S3HD001
- F026S3HD006
- F026S3HD012
- F026S3HD018
- F026S3HD030
- F026S3HD033

4000K

Non Dimmable

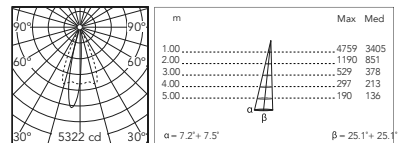
- F026S4HA001
- F026S4HA006
- F026S4HA012
- F026S4HA018
- F026S4HA030
- F026S4HA033

1-10V

- F026S4HB001
- F026S4HB006
- F026S4HB012
- F026S4HB018
- F026S4HB030
- F026S4HB033


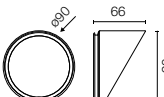

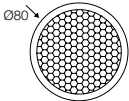

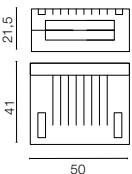

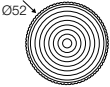

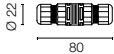

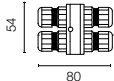



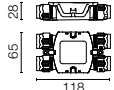
Dali

- F026S4HD001
- F026S4HD006
- F026S4HD012
- F026S4HD018
- F026S4HD030
- F026S4HD033



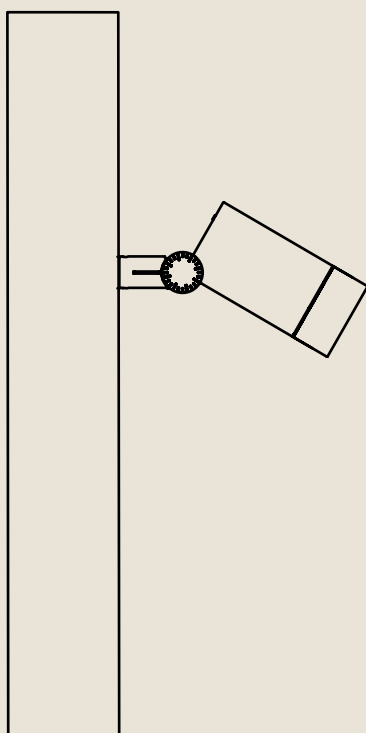
@ 3000K

Spine L 2 Ultra: Accessori / Accessories

Visor	Visor	<div><div></div><div></div><div></div><div></div><div></div><div></div></div> <div>F026Z050001 F026Z050006 F026Z050012 F026Z050018 F026Z050030 F026Z050033</div>	 
Honeycomb	Honeycomb Louvre	F026Z060000	 
Gelbox IPX8 per connessione elettrica.	Gelbox IPX8 for splicing connectors.	F990C110000	 
Lenti converter / Converter lenses: - Converter Spine 2 Optic Medium Flood - Converter Spine 2 Optic Flood - Converter Spine 2 Optic Wide Flood - Converter Spine 2 Optic Elliptic 1 - Converter Spine 2 Optic Elliptic 2 - Converter Spine 2 Optic Wall Washer		F029Z020000 F029Z021000 F029Z022000 F029Z023000 F029Z024000 F029Z025000	 
Sistema di giunzione IP68 H2O Stop anti-condensa a 2 vie 4 poli.	2 way terminal block 4 poles IP68 H2O Stop.	F990C00A000	 
Sistema di giunzione IP68 H2O Stop anti-condensa a 3/4 vie 4 poli. (Ø5,5÷12mm cavo).	3/4 way terminal block 4 poles IP68 H2O Stop. (ø5,5÷12mm cable).	F990C010000	 
Kit connettore 5 poli presa volante + spina EU IP68.	Connector kit 5-pole flying socket + EU plug IP68.	F990C080000	 
Scatola di derivazione 5 poli 4 vie IP68 (cavi 6-14 mm).	4 way junction box 5 poles IP68 (6-14 mm cables).	F990C030000	 



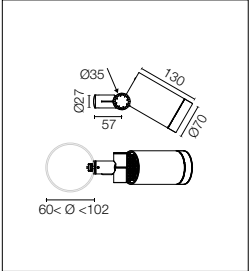

Spine T









Un giunto dedicato consente l'installazione individuale o di molteplici proiettori su un singolo palo per la creazione di scene luminose complesse.

A special pole connection has been designed for product installation on poles to manage complex light scenes and mix multiple projectors in one single column.

Spine T 1 Absolute





Sorgente COB LED inclusa. Alimentazione elettrica 220-240V ON/OFF integrata. Staffa per il fissaggio a palo integrata, per pali diametro compreso tra 60 e 102 mm, spessore massimo 3 mm. Dotata di spezzone di cavo uscente in neoprene da 5m (10m a richiesta) per connessione elettrica remota; per garantire la tenuta è consigliabile utilizzare cavi flessibili idonei all'impiego in ambienti esterni. Versione dimmerabile 1-10V o DALI con alimentatore remoto 24Vdc a richiesta.

LED COB light source integrated. Integrated electric power supply 220-240V ON/OFF. Integrated support for pole fixing, for poles with a diameter between 60 and 102 mm and a maximum thickness of 3 mm. Equipped with a 5m neoprene cable (10m upon request) for remote connection. To guarantee its water tightness, it is recommended to use flexible cables designed for outdoor use. Upon request: 1-10V or DALI dimmable version with 24Vdc remote power supply.

Optic Spot 15°

CoB Led: 11W - 1247 lm ≠ FIXT 923 lm - 2700K/CRI 80 - 220-240V / 11W - 1325 lm ≠ FIXT 982 lm - 3000K/CRI 80 - 220-240V / 11W - 1364 lm ≠ FIXT 1011 lm - 4000K/CRI 80 - 220-240V

2700K
Non Dimmable

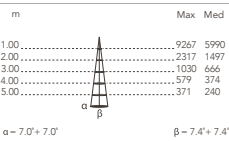
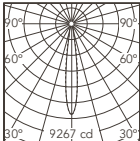
- F02502BA001
- F02502BA006
- F02502BA012
- F02502BA018
- F02502BA030
- F02502BA033

3000K
Non Dimmable

- F02503BA001
- F02503BA006
- F02503BA012
- F02503BA018
- F02503BA030
- F02503BA033

4000K
Non Dimmable

- F02504BA001
- F02504BA006
- F02504BA012
- F02504BA018
- F02504BA030
- F02504BA033



m	Max	Med
1.00	9267	5990
2.00	2317	1497
3.00	1030	666
4.00	579	374
5.00	371	240

α = 7.0° ± 7.0° β = 7.4° ± 7.4°

@ 3000K

Optic Medium Flood 33°

CoB Led: 11W - 1247 lm ≠ FIXT 906 lm - 2700K/CRI 80 - 220-240V / 11W - 1325 lm ≠ FIXT 964 lm - 3000K/CRI 80 - 220-240V / 11W - 1364 lm ≠ FIXT 993 lm - 4000K/CRI 80 - 220-240V

2700K
Non Dimmable

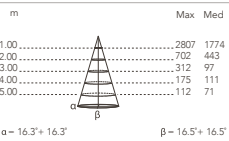
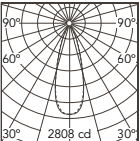
- F02502CA001
- F02502CA006
- F02502CA012
- F02502CA018
- F02502CA030
- F02502CA033

3000K
Non Dimmable

- F02503CA001
- F02503CA006
- F02503CA012
- F02503CA018
- F02503CA030
- F02503CA033

4000K
Non Dimmable

- F02504CA001
- F02504CA006
- F02504CA012
- F02504CA018
- F02504CA030
- F02504CA033



m	Max	Med
1.00	2807	1774
2.00	702	443
3.00	312	97
4.00	175	111
5.00	112	71

α = 16.3° ± 16.3° β = 16.5° ± 16.5°

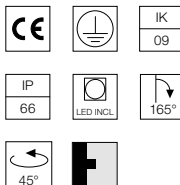
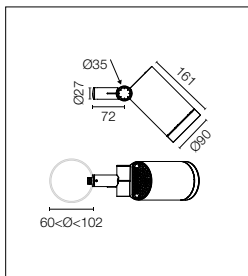
@ 3000K

Spine T 1 / T 2 Absolute: Accessori / Accessories

Honeycomb	Honeycomb Louvre	Spine T 1 F025Z060000	 
Honeycomb	Honeycomb Louvre	Spine T 2 F026Z060000	 
Gelbox IPX8 per connessione elettrica.	Gelbox IPX8 for splicing connectors.	Spine T 1 F990C100000	 
Gelbox IPX8 per connessione elettrica.	Gelbox IPX8 for splicing connectors.	Spine T 2 F990C110000	 

Spine T 1 / T 2 Absolute: Accessori per versioni non dimmable / Accessories for non-dimmable versions

Sistema di giunzione IP68 H2O Stop anti-condensa a 2 vie 4 poli.	2 way terminal block 4 poles IP68 H2O Stop.	F990C00A000	 
Sistema di giunzione IP68 H2O Stop anti-condensa a 3/4 vie 4 poli. (Ø5,5÷12mm cavo).	3/4 way terminal block 4 poles IP68 H2O Stop. (ø5,5÷12mm cable).	F990C010000	 



Sorgente COB LED inclusa. Alimentazione elettrica 220-240V ON/ OFF e dimmerabile 1-10V o DALI integrata. Staffa per il fissaggio a palo integrata, per pali diametro compreso tra 60 e 102 mm, spessore massimo 3 mm. Dotata di spezzone di cavo uscente in neoprene da 5m (10m a richiesta) per connessione elettrica remota; per garantire la tenuta è consigliabile utilizzare cavi flessibili idonei all'impiego in ambienti esterni.

LED COB light source integrated. Integrated electric power supply 220-240V ON/OFF and adjustable 1-10V or DALI. Integrated support for pole fixing, for poles with a diameter between 60 and 120 mm and a maximum thickness of 3 mm. Equipped with a 5m neoprene cable (10m upon request) for remote connection. To guarantee its water tightness, it is recommended to use flexible cables designed for outdoor use.

Optic Spot 22°

CoB Led: 19,5W - 2197 lm ≠ FIXT 1939 lm - 2700K/CRI 80 - 220-240V / 19,5W - 2367 lm ≠ FIXT 2085 lm - 3000K/CRI 80 - 220-240V / 19,5W - 2497 lm ≠ FIXT 2120 lm - 4000K/CRI 80 - 220-240V

2700K

Non Dimmable

- F02602BA001
- F02602BA006
- F02602BA012
- F02602BA018
- F02602BA030
- F02602BA033
- 1-10V
- F02602BB001
- F02602BB006
- F02602BB012
- F02602BB018
- F02602BB030
- F02602BB033
- Dali
- F02602BD001
- F02602BD006
- F02602BD012
- F02602BD018
- F02602BD030
- F02602BD033

3000K

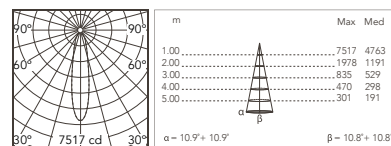
Non Dimmable

- F02603BA001
- F02603BA006
- F02603BA012
- F02603BA018
- F02603BA030
- F02603BA033
- 1-10V
- F02603BB001
- F02603BB006
- F02603BB012
- F02603BB018
- F02603BB030
- F02603BB033
- Dali
- F02603BD001
- F02603BD006
- F02603BD012
- F02603BD018
- F02603BD030
- F02603BD033

4000K

Non Dimmable

- F02604BA001
- F02604BA006
- F02604BA012
- F02604BA018
- F02604BA030
- F02604BA033
- 1-10V
- F02604BB001
- F02604BB006
- F02604BB012
- F02604BB018
- F02604BB030
- F02604BB033
- Dali
- F02604BD001
- F02604BD006
- F02604BD012
- F02604BD018
- F02604BD030
- F02604BD033



@ 3000K

Optic Medium Flood 43°

CoB Led: 19,5W - 2197 lm ≠ FIXT 2026 lm - 2700K/CRI 80 - 220-240V / 19,5W - 2367 lm ≠ FIXT 2178 lm - 3000K/CRI 80 - 220-240V / 19,5W - 2497 lm ≠ FIXT 2298 lm - 4000K/CRI 80 - 220-240V

2700K

Non Dimmable

- F02602CA001
- F02602CA006
- F02602CA012
- F02602CA018
- F02602CA030
- F02602CA033
- 1-10V
- F02602CB001
- F02602CB006
- F02602CB012
- F02602CB018
- F02602CB030
- F02602CB033
- Dali
- F02602CD001
- F02602CD006
- F02602CD012
- F02602CD018
- F02602CD030
- F02602CD033

3000K

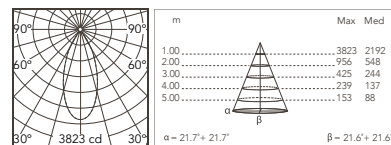
Non Dimmable

- F02603CA001
- F02603CA006
- F02603CA012
- F02603CA018
- F02603CA030
- F02603CA033
- 1-10V
- F02603CB001
- F02603CB006
- F02603CB012
- F02603CB018
- F02603CB030
- F02603CB033
- Dali
- F02603CD001
- F02603CD006
- F02603CD012
- F02603CD018
- F02603CD030
- F02603CD033

4000K

Non Dimmable

- F02604CA001
- F02604CA006
- F02604CA012
- F02604CA018
- F02604CA030
- F02604CA033
- 1-10V
- F02604CB001
- F02604CB006
- F02604CB012
- F02604CB018
- F02604CB030
- F02604CB033
- Dali
- F02604CD001
- F02604CD006
- F02604CD012
- F02604CD018
- F02604CD030
- F02604CD033



@ 3000K

Spine T 2 Absolute: Accessori per versioni Dimmerabili / Accessories for dimmable versions

Kit connettore 5 poli presa volante + spina EU IP68.

Connector kit 5-pole flying socket + EU plug IP68.

F990C080000

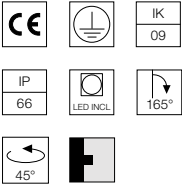
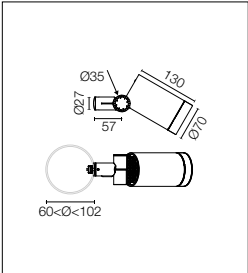


Scatola di derivazione 5 poli 4 vie IP68 (cavi 6-14 mm).

4 way junction box 5 poles IP68 (6-14 mm cables).

F990C030000





Sorgente Power LED inclusa. Equipaggiato con snoot integrato per un maggiore comfort visivo. Accessori collimatori disponibili per variare le aperture del fascio luminoso. Alimentazione elettrica 220-240V ON/OFF integrata. Staffa per il fissaggio a palo integrata, per pali diametro compreso tra 60 e 102 mm, spessore massimo 3 mm. Dotata di spezzone di cavo uscente in neoprene da 5m (10m a richiesta) per connessione elettrica remota; per garantire la tenuta è consigliabile utilizzare cavi flessibili idonei all'impiego in ambienti esterni. Versione dimmerabile 1-10V o DALI con alimentatore remoto 24Vdc a richiesta.

Power LED source included. Equipped with an integrated snoot for higher visual comfort. Collimators are available as an accessory to modify the beam opening. Integrated electric power supply 220-240V ON/OFF. Integrated support for pole fixing, for poles with a diameter between 60 and 120 mm and a maximum thickness of 3 mm. Equipped with a 5m neoprene cable (10m upon request) for remote connection. To guarantee its water tightness, it is recommended to use flexible cables designed for outdoor use. Upon request: 1-10V or DALI dimmable version with 24Vdc remote power supply.

2200K disponibile su richiesta.

2200K available on request.

Optic Narrow Spot 7°

Power Led: 3,5W - 168 lm ≠ FIXT 143 lm - 2700K/CRI 80 - 220-240V / 3,5W - 174 lm ≠ FIXT 149 lm - 3000K/CRI 80 - 220-240V / 3,5W - 180 lm ≠ FIXT 154 lm - 4000K/CRI 80 - 220-240V

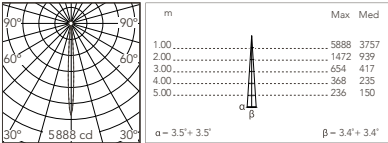
- 2700K**
Non Dimmable

 - F02552AA001
 - F02552AA006
 - F02552AA012
 - F02552AA018
 - F02552AA030
 - F02552AA033
- 3000K**
Non Dimmable

 - F02553AA001
 - F02553AA006
 - F02553AA012
 - F02553AA018
 - F02553AA030
 - F02553AA033

- 4000K**
Non Dimmable

 - F02554AA001
 - F02554AA006
 - F02554AA012
 - F02554AA018
 - F02554AA030
 - F02554AA033



@ 3000K

Optic Spot 14°

Power Led: 7,9W - 671 lm ≠ FIXT 550 lm - 2700K/CRI 80 - 220-240V / 7,9W - 696 lm ≠ FIXT 571 lm - 3000K/CRI 80 - 220-240V / 7,9W - 720 lm ≠ FIXT 591 lm - 4000K/CRI 80 - 220-240V

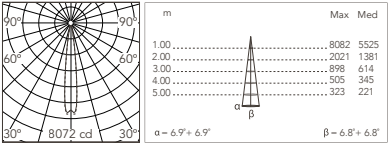
- 2700K**
Non Dimmable

 - F02552BA001
 - F02552BA006
 - F02552BA012
 - F02552BA018
 - F02552BA030
 - F02552BA033
- 3000K**
Non Dimmable

 - F02553BA001
 - F02553BA006
 - F02553BA012
 - F02553BA018
 - F02553BA030
 - F02553BA033

- 4000K**
Non Dimmable

 - F02554BA001
 - F02554BA006
 - F02554BA012
 - F02554BA018
 - F02554BA030
 - F02554BA033



@ 3000K

Optic Medium Flood 24,5°

Power Led: 7,9W - 671 lm ≠ FIXT 499 lm - 2700K/CRI 80 - 220-240V / 7,9W - 696 lm ≠ FIXT 518 lm - 3000K/CRI 80 - 220-240V / 7,9W - 720 lm ≠ FIXT 536 lm - 4000K/CRI 80 - 220-240V

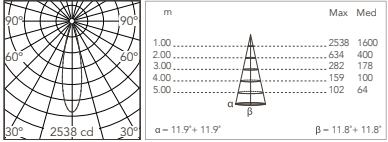
- 2700K**
Non Dimmable

 - F02552CA001
 - F02552CA006
 - F02552CA012
 - F02552CA018
 - F02552CA030
 - F02552CA033
- 3000K**
Non Dimmable

 - F02553CA001
 - F02553CA006
 - F02553CA012
 - F02553CA018
 - F02553CA030
 - F02553CA033

- 4000K**
Non Dimmable

 - F02554CA001
 - F02554CA006
 - F02554CA012
 - F02554CA018
 - F02554CA030
 - F02554CA033



@ 3000K

Optic Flood 32°

Power Led: 7,9W - 671 lm ≠ FIXT 482 lm - 2700K/CRI 80 - 220-240V / 7,9W - 696 lm ≠ FIXT 500 lm - 3000K/CRI 80 - 220-240V / 7,9W - 720 lm ≠ FIXT 518 lm - 4000K/CRI 80 - 220-240V

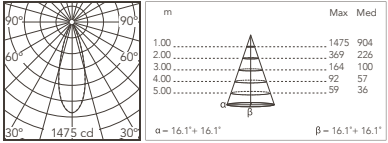
- 2700K**
Non Dimmable

 - F02552DA001
 - F02552DA006
 - F02552DA012
 - F02552DA018
 - F02552DA030
 - F02552DA033
- 3000K**
Non Dimmable

 - F02553DA001
 - F02553DA006
 - F02553DA012
 - F02553DA018
 - F02553DA030
 - F02553DA033

- 4000K**
Non Dimmable

 - F02554DA001
 - F02554DA006
 - F02554DA012
 - F02554DA018
 - F02554DA030
 - F02554DA033



@ 3000K

Optic Wide Flood 49°

Power Led: 7,9W - 671 lm ≠ FIXT 480 lm - 2700K/CRI 80 - 220-240V / 7,9W - 696 lm ≠ FIXT 490 lm - 3000K/CRI 80 - 220-240V / 7,9W - 720 lm ≠ FIXT 505 lm - 4000K/CRI 80 - 220-240V

2700K

Non Dimmable

- F02552EA001
- F02552EA006
- F02552EA012
- F02552EA018
- F02552EA030
- F02552EA033

3000K

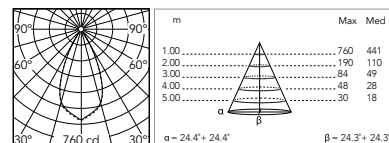
Non Dimmable

- F02553EA001
- F02553EA006
- F02553EA012
- F02553EA018
- F02553EA030
- F02553EA033

4000K

Non Dimmable

- F02554EA001
- F02554EA006
- F02554EA012
- F02554EA018
- F02554EA030
- F02554EA033



@ 3000K

Optic Elliptical 1 13,5° x 50°

Power Led: 7,9W - 671 lm ≠ FIXT 500 lm - 2700K/CRI 80 - 220-240V / 7,9W - 696 lm ≠ FIXT 519 lm - 3000K/CRI 80 - 220-240V / 7,9W - 720 lm ≠ FIXT 537 lm - 4000K/CRI 80 - 220-240V

2700K

Non Dimmable

- F02552FA001
- F02552FA006
- F02552FA012
- F02552FA018
- F02552FA030
- F02552FA033

3000K

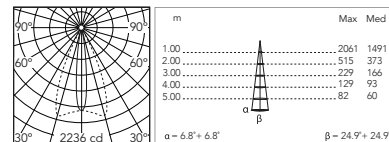
Non Dimmable

- F02553FA001
- F02553FA006
- F02553FA012
- F02553FA018
- F02553FA030
- F02553FA033

4000K

Non Dimmable

- F02554FA001
- F02554FA006
- F02554FA012
- F02554FA018
- F02554FA030
- F02554FA033



@ 3000K

Optic Elliptical 2 26° x 51°

Power Led: 7,9W - 671 lm ≠ FIXT 487 lm - 2700K/CRI 80 - 220-240V / 7,9W - 696 lm ≠ FIXT 505 lm - 3000K/CRI 80 - 220-240V / 7,9W - 720 lm ≠ FIXT 523 lm - 4000K/CRI 80 - 220-240V

2700K

Non Dimmable

- F02552GA001
- F02552GA006
- F02552GA012
- F02552GA018
- F02552GA030
- F02552GA033

3000K

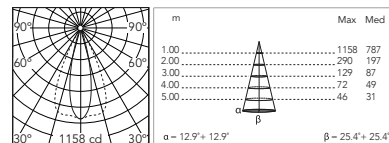
Non Dimmable

- F02553GA001
- F02553GA006
- F02553GA012
- F02553GA018
- F02553GA030
- F02553GA033

4000K

Non Dimmable

- F02554GA001
- F02554GA006
- F02554GA012
- F02554GA018
- F02554GA030
- F02554GA033



@ 3000K

Optic Wall Washer

Power Led: 7,9W - 671 lm ≠ FIXT 471 lm - 2700K/CRI 80 - 220-240V / 7,9W - 696 lm ≠ FIXT 489 lm - 3000K/CRI 80 - 220-240V / 7,9W - 720 lm ≠ FIXT 506 lm - 4000K/CRI 80 - 220-240V

2700K

Non Dimmable

- F02552HA001
- F02552HA006
- F02552HA012
- F02552HA018
- F02552HA030
- F02552HA033

3000K

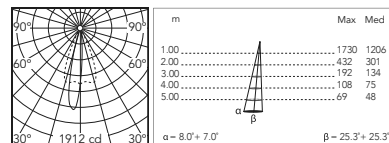
Non Dimmable

- F02553HA001
- F02553HA006
- F02553HA012
- F02553HA018
- F02553HA030
- F02553HA033

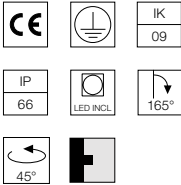
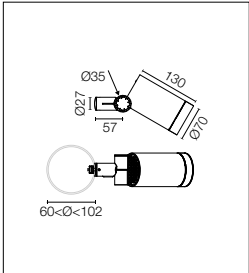
4000K

Non Dimmable

- F02554HA001
- F02554HA006
- F02554HA012
- F02554HA018
- F02554HA030
- F02554HA033



@ 3000K



Sorgente Power LED ad alta efficienza inclusa. Equipaggiato con snoot integrato per un maggiore comfort visivo. Accessori collimatori disponibili per variare le aperture del fascio luminoso. Alimentazione elettrica 220-240V ON/OFF integrata. Staffa per il fissaggio a palo integrata, per pali diametro compreso tra 60 e 102 mm, spessore massimo 3 mm. Dotata di spezzone di cavo uscente in neoprene da 5m (10m a richiesta) per connessione elettrica remota; per garantire la tenuta è consigliabile utilizzare cavi flessibili idonei all'impiego in ambienti esterni. Versione dimmerabile 1-10V o DALI con alimentatore remoto 24Vdc a richiesta.

Energy-efficient Power LED source included. Equipped with an integrated snoot for higher visual comfort. Collimators are available as an accessory to modify the beam opening. Integrated electric power supply 220-240V ON/OFF. Integrated support for pole fixing, for poles with a diameter between 60 and 120 mm and a maximum thickness of 3 mm. Equipped with a 5m neoprene cable (10m upon request) for remote connection. To guarantee its water tightness, it is recommended to use flexible cables designed for outdoor use. Upon request: 1-10V or DALI dimmable version with 24Vdc remote power supply.

Optic Spot 12°

Power Led: 10,5W - 920 lm ≠ FIXT 680 lm - 2700K/CRI 80 - 220-240V / 10,5W - 966 lm ≠ FIXT 706 lm - 3000K/CRI 80 - 220-240V / 10,5W - 1012 lm ≠ FIXT 730 lm - 4000K/CRI 80 - 220-240V

2700K
Non Dimmable

- F02562BA001
- F02562BA006
- F02562BA012
- F02562BA018
- F02562BA030
- F02562BA033

3000K
Non Dimmable

- F02563BA001
- F02563BA006
- F02563BA012
- F02563BA018
- F02563BA030
- F02563BA033

4000K
Non Dimmable

- F02564BA001
- F02564BA006
- F02564BA012
- F02564BA018
- F02564BA030
- F02564BA033

m	Max	Med
1.00	13870	9336
2.00	3468	2334
3.00	1541	1037
4.00	867	583
5.00	555	373

α = 5.8° + 5.8° β = 5.9° + 5.9°

@ 3000K

Optic Medium Flood 26,5°

Power Led: 10,5W - 920 lm ≠ FIXT 594 lm - 2700K/CRI 80 - 220-240V / 10,5W - 966 lm ≠ FIXT 630 lm - 3000K/CRI 80 - 220-240V / 10,5W - 1012 lm ≠ FIXT 654 lm - 4000K/CRI 80 - 220-240V

2700K
Non Dimmable

- F02562CA001
- F02562CA006
- F02562CA012
- F02562CA018
- F02562CA030
- F02562CA033

3000K
Non Dimmable

- F02563CA001
- F02563CA006
- F02563CA012
- F02563CA018
- F02563CA030
- F02563CA033

4000K
Non Dimmable

- F02564CA001
- F02564CA006
- F02564CA012
- F02564CA018
- F02564CA030
- F02564CA033

m	Max	Med
1.00	2727	1724
2.00	682	431
3.00	303	192
4.00	170	108
5.00	109	69

α = 12.8° + 12.8° β = 13.1° + 13.1°

@ 3000K

Optic Flood 33,5°

Power Led: 10,5W - 920 lm ≠ FIXT 592 lm - 2700K/CRI 80 - 220-240V / 10,5W - 966 lm ≠ FIXT 627 lm - 3000K/CRI 80 - 220-240V / 10,5W - 1012 lm ≠ FIXT 651 lm - 4000K/CRI 80 - 220-240V

2700K
Non Dimmable

- F02562DA001
- F02562DA006
- F02562DA012
- F02562DA018
- F02562DA030
- F02562DA033

3000K
Non Dimmable

- F02563DA001
- F02563DA006
- F02563DA012
- F02563DA018
- F02563DA030
- F02563DA033

4000K
Non Dimmable

- F02564DA001
- F02564DA006
- F02564DA012
- F02564DA018
- F02564DA030
- F02564DA033

m	Max	Med
1.00	1738	1043
2.00	435	261
3.00	193	116
4.00	109	65
5.00	70	42

α = 16.7° + 16.7° β = 16.8° + 16.8°

@ 3000K

Optic Wide Flood 50°

Power Led: 10,5W - 920 lm ≠ FIXT 591 lm - 2700K/CRI 80 - 220-240V / 10,5W - 966 lm ≠ FIXT 619 lm - 3000K/CRI 80 - 220-240V / 10,5W - 1012 lm ≠ FIXT 650 lm - 4000K/CRI 80 - 220-240V

2700K
Non Dimmable

- F02562EA001
- F02562EA006
- F02562EA012
- F02562EA018
- F02562EA030
- F02562EA033

3000K
Non Dimmable

- F02563EA001
- F02563EA006
- F02563EA012
- F02563EA018
- F02563EA030
- F02563EA033

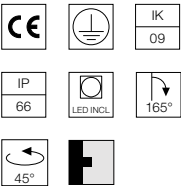
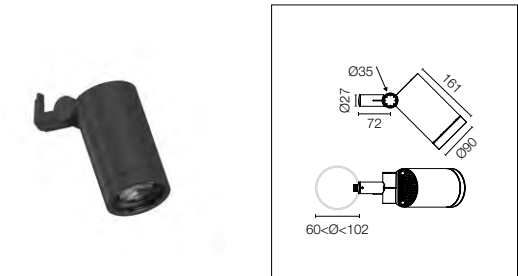
4000K
Non Dimmable

- F02564EA001
- F02564EA006
- F02564EA012
- F02564EA018
- F02564EA030
- F02564EA033

m	Max	Med
1.00	966	520
2.00	242	130
3.00	107	58
4.00	60	32
5.00	39	21

α = 25.2° + 25.2° β = 24.8° + 24.8°

@ 3000K



Sorgente Power LED inclusa. Equipaggiato con snoot integrato per un maggiore comfort visivo. Accessori collimatori disponibili per variare le aperture del fascio luminoso. Alimentazione elettrica 220-240V ON/OFF e dimmerabile 1-10V o DALI integrata. Staffa per il fissaggio a palo integrata, per pali diametro compreso tra 60 e 102 mm, spessore massimo 3 mm. Dotata di spezzone di cavo uscente in neoprene da 5m (10m a richiesta) per connessione elettrica remota; per garantire la tenuta è consigliabile utilizzare cavi flessibili idonei all'impiego in ambienti esterni.

Power LED source included. Equipped with an integrated snoot for higher visual comfort. Collimators are available as an accessory to modify the beam opening. Integrated electric power supply 220-240V ON/OFF and adjustable 1-10V or DALI. Integrated support for pole fixing, for poles with a diameter between 60 and 120 mm and a maximum thickness of 3 mm. Equipped with a 5m neoprene cable (10m upon request) for remote connection. To guarantee its water tightness, it is recommended to use flexible cables designed for outdoor use.

Optic Narrow Spot
2200K disponibile su richiesta.

Optic Narrow Spot
2200K available on request.

Optic Narrow Spot 6°

Power Led: 4,1W - 248 lm ≠ FIXT 230 lm - 2700K/CRI 80 - 220-240V / 4,1W - 258 lm ≠ FIXT 239 lm - 3000K/CRI 80 - 220-240V / 4,1W - 267 lm ≠ FIXT 247 lm - 4000K/CRI 80 - 220-240V

- 2700K**
Non Dimmable

 - F02652AA001
 - F02652AA006
 - F02652AA012
 - F02652AA018
 - F02652AA030
 - F02652AA033

1-10V

 - F02652AB001
 - F02652AB006
 - F02652AB012
 - F02652AB018
 - F02652AB030
 - F02652AB033

Dali

 - F02652AD001
 - F02652AD006
 - F02652AD012
 - F02652AD018
 - F02652AD030
 - F02652AD033
- 3000K**
Non Dimmable

 - F02653AA001
 - F02653AA006
 - F02653AA012
 - F02653AA018
 - F02653AA030
 - F02653AA033

1-10V

 - F02653AB001
 - F02653AB006
 - F02653AB012
 - F02653AB018
 - F02653AB030
 - F02653AB033

Dali

 - F02653AD001
 - F02653AD006
 - F02653AD012
 - F02653AD018
 - F02653AD030
 - F02653AD033

- 4000K**
Non Dimmable

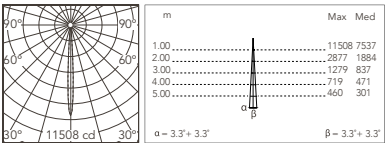
 - F02654AA001
 - F02654AA006
 - F02654AA012
 - F02654AA018
 - F02654AA030
 - F02654AA033

1-10V

 - F02654AB001
 - F02654AB006
 - F02654AB012
 - F02654AB018
 - F02654AB030
 - F02654AB033

Dali

 - F02654AD001
 - F02654AD006
 - F02654AD012
 - F02654AD018
 - F02654AD030
 - F02654AD033



@ 3000K

Optic Spot 9,5°

Power Led: 10,5W - 920 lm ≠ FIXT 769 lm - 2700K/CRI 80 - 220-240V / 10,5W - 966 lm ≠ FIXT 808 lm - 3000K/CRI 80 - 220-240V / 10,5W - 1012 lm ≠ FIXT 846 lm - 4000K/CRI 80 - 220-240V

- 2700K**
Non Dimmable

 - F02652BA001
 - F02652BA006
 - F02652BA012
 - F02652BA018
 - F02652BA030
 - F02652BA033

1-10V

 - F02652BB001
 - F02652BB006
 - F02652BB012
 - F02652BB018
 - F02652BB030
 - F02652BB033

Dali

 - F02652BD001
 - F02652BD006
 - F02652BD012
 - F02652BD018
 - F02652BD030
 - F02652BD033
- 3000K**
Non Dimmable

 - F02653BA001
 - F02653BA006
 - F02653BA012
 - F02653BA018
 - F02653BA030
 - F02653BA033

1-10V

 - F02653BB001
 - F02653BB006
 - F02653BB012
 - F02653BB018
 - F02653BB030
 - F02653BB033

Dali

 - F02653BD001
 - F02653BD006
 - F02653BD012
 - F02653BD018
 - F02653BD030
 - F02653BD033

- 4000K**
Non Dimmable

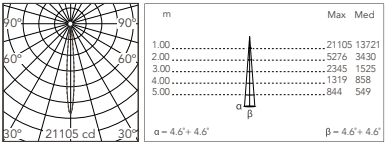
 - F02654BA001
 - F02654BA006
 - F02654BA012
 - F02654BA018
 - F02654BA030
 - F02654BA033

1-10V

 - F02654BB001
 - F02654BB006
 - F02654BB012
 - F02654BB018
 - F02654BB030
 - F02654BB033

Dali

 - F02654BD001
 - F02654BD006
 - F02654BD012
 - F02654BD018
 - F02654BD030
 - F02654BD033



@ 3000K

Optic Medium Flood 28°

Power Led: 10,5W - 920 lm ≠ FIXT 715 lm - 2700K/CRI 80 - 220-240V / 10,5W - 966 lm ≠ FIXT 742 lm - 3000K/CRI 80 - 220-240V / 10,5W - 1012 lm ≠ FIXT 767 lm - 4000K/CRI 80 - 220-240V

2700K

Non Dimmable

- F02652CA001
- F02652CA006
- F02652CA012
- F02652CA018
- F02652CA030
- F02652CA033
- 1-10V
- F02652CB001
- F02652CB006
- F02652CB012
- F02652CB018
- F02652CB030
- F02652CB033
- Dali
- F02652CD001
- F02652CD006
- F02652CD012
- F02652CD018
- F02652CD030
- F02652CD033

3000K

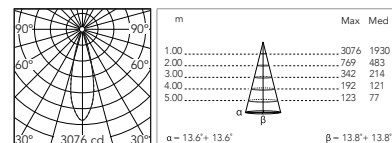
Non Dimmable

- F02653CA001
- F02653CA006
- F02653CA012
- F02653CA018
- F02653CA030
- F02653CA033
- 1-10V
- F02653CB001
- F02653CB006
- F02653CB012
- F02653CB018
- F02653CB030
- F02653CB033
- Dali
- F02653CD001
- F02653CD006
- F02653CD012
- F02653CD018
- F02653CD030
- F02653CD033

4000K

Non Dimmable

- F02654CA001
- F02654CA006
- F02654CA012
- F02654CA018
- F02654CA030
- F02654CA033
- 1-10V
- F02654CB001
- F02654CB006
- F02654CB012
- F02654CB018
- F02654CB030
- F02654CB033
- Dali
- F02654CD001
- F02654CD006
- F02654CD012
- F02654CD018
- F02654CD030
- F02654CD033



@ 3000K

Optic Flood 33°

Power Led: 10,5W - 920 lm ≠ FIXT 695 lm - 2700K/CRI 80 - 220-240V / 10,5W - 966 lm ≠ FIXT 721 lm - 3000K/CRI 80 - 220-240V / 10,5W - 1012 lm ≠ FIXT 746 lm - 4000K/CRI 80 - 220-240V

2700K

Non Dimmable

- F02652DA001
- F02652DA006
- F02652DA012
- F02652DA018
- F02652DA030
- F02652DA033
- 1-10V
- F02652DB001
- F02652DB006
- F02652DB012
- F02652DB018
- F02652DB030
- F02652DB033
- Dali
- F02652DD001
- F02652DD006
- F02652DD012
- F02652DD018
- F02652DD030
- F02652DD033

3000K

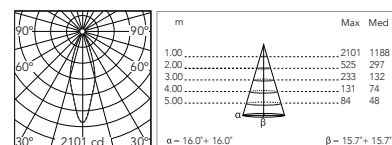
Non Dimmable

- F02653DA001
- F02653DA006
- F02653DA012
- F02653DA018
- F02653DA030
- F02653DA033
- 1-10V
- F02653DB001
- F02653DB006
- F02653DB012
- F02653DB018
- F02653DB030
- F02653DB033
- Dali
- F02653DD001
- F02653DD006
- F02653DD012
- F02653DD018
- F02653DD030
- F02653DD033

4000K

Non Dimmable

- F02654DA001
- F02654DA006
- F02654DA012
- F02654DA018
- F02654DA030
- F02654DA033
- 1-10V
- F02654DB001
- F02654DB006
- F02654DB012
- F02654DB018
- F02654DB030
- F02654DB033
- Dali
- F02654DD001
- F02654DD006
- F02654DD012
- F02654DD018
- F02654DD030
- F02654DD033



@ 3000K

Optic Wide Flood 51°

Power Led: 10,5W - 920 lm ≠ FIXT 711 lm - 2700K/CRI 80 - 220-240V / 10,5W - 966 lm ≠ FIXT 741 lm - 3000K/CRI 80 - 220-240V / 10,5W - 1012 lm ≠ FIXT 778 lm - 4000K/CRI 80 - 220-240V

2700K

Non Dimmable

- F02652EA001
- F02652EA006
- F02652EA012
- F02652EA018
- F02652EA030
- F02652EA033
- 1-10V
- F02652EB001
- F02652EB006
- F02652EB012
- F02652EB018
- F02652EB030
- F02652EB033
- Dali
- F02652ED001
- F02652ED006
- F02652ED012
- F02652ED018
- F02652ED030
- F02652ED033

3000K

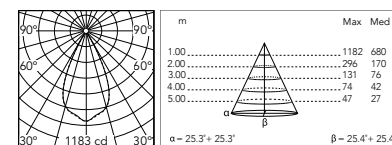
Non Dimmable

- F02653EA001
- F02653EA006
- F02653EA012
- F02653EA018
- F02653EA030
- F02653EA033
- 1-10V
- F02653EB001
- F02653EB006
- F02653EB012
- F02653EB018
- F02653EB030
- F02653EB033
- Dali
- F02653ED001
- F02653ED006
- F02653ED012
- F02653ED018
- F02653ED030
- F02653ED033

4000K

Non Dimmable

- F02654EA001
- F02654EA006
- F02654EA012
- F02654EA018
- F02654EA030
- F02654EA033
- 1-10V
- F02654EB001
- F02654EB006
- F02654EB012
- F02654EB018
- F02654EB030
- F02654EB033
- Dali
- F02654ED001
- F02654ED006
- F02654ED012
- F02654ED018
- F02654ED030
- F02654ED033



@ 3000K

Optic Elliptical 1 9,5° x 48°

Power Led: 10,5W - 920 lm ≠ FIXT 717 lm - 2700K/CRI 80 - 220-240V / 10,5W - 966 lm ≠ FIXT 744 lm - 3000K/CRI 80 - 220-240V / 10,5W - 1012 lm ≠ FIXT 770 lm - 4000K/CRI 80 - 220-240V

2700K

Non Dimmable

- F02652FA001
- F02652FA006
- F02652FA012
- F02652FA018
- F02652FA030
- F02652FA033
- 1-10V
- F02652FB001
- F02652FB006
- F02652FB012
- F02652FB018
- F02652FB030
- F02652FB033
- Dali
- F02652FD001
- F02652FD006
- F02652FD012
- F02652FD018
- F02652FD030
- F02652FD033

3000K

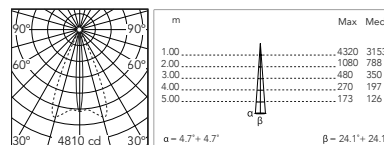
Non Dimmable

- F02653FA001
- F02653FA006
- F02653FA012
- F02653FA018
- F02653FA030
- F02653FA033
- 1-10V
- F02653FB001
- F02653FB006
- F02653FB012
- F02653FB018
- F02653FB030
- F02653FB033
- Dali
- F02653FD001
- F02653FD006
- F02653FD012
- F02653FD018
- F02653FD030
- F02653FD033

4000K

Non Dimmable

- F02654FA001
- F02654FA006
- F02654FA012
- F02654FA018
- F02654FA030
- F02654FA033
- 1-10V
- F02654FB001
- F02654FB006
- F02654FB012
- F02654FB018
- F02654FB030
- F02654FB033
- Dali
- F02654FD001
- F02654FD006
- F02654FD012
- F02654FD018
- F02654FD030
- F02654FD033



@ 3000K

Optic Elliptical 2 24° x 50°

Power Led: 10,5W - 920 lm ≠ FIXT 699 lm - 2700K/CRI 80 - 220-240V / 10,5W - 966 lm ≠ FIXT 725 lm - 3000K/CRI 80 - 220-240V / 10,5W - 1012 lm ≠ FIXT 750 lm - 4000K/CRI 80 - 220-240V

2700K

Non Dimmable

- F02652GA001
- F02652GA006
- F02652GA012
- F02652GA018
- F02652GA030
- F02652GA033
- 1-10V
- F02652GB001
- F02652GB006
- F02652GB012
- F02652GB018
- F02652GB030
- F02652GB033
- Dali
- F02652GD001
- F02652GD006
- F02652GD012
- F02652GD018
- F02652GD030
- F02652GD033

3000K

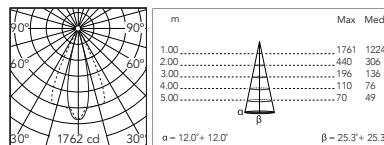
Non Dimmable

- F02653GA001
- F02653GA006
- F02653GA012
- F02653GA018
- F02653GA030
- F02653GA033
- 1-10V
- F02653GB001
- F02653GB006
- F02653GB012
- F02653GB018
- F02653GB030
- F02653GB033
- Dali
- F02653GD001
- F02653GD006
- F02653GD012
- F02653GD018
- F02653GD030
- F02653GD033

4000K

Non Dimmable

- F02654GA001
- F02654GA006
- F02654GA012
- F02654GA018
- F02654GA030
- F02654GA033
- 1-10V
- F02654GB001
- F02654GB006
- F02654GB012
- F02654GB018
- F02654GB030
- F02654GB033
- Dali
- F02654GD001
- F02654GD006
- F02654GD012
- F02654GD018
- F02654GD030
- F02654GD033



@ 3000K

Optic Wall Washer

Power Led: 10,5W - 920 lm ≠ FIXT 673 lm - 2700K/CRI 80 - 220-240V / 10,5W - 966 lm ≠ FIXT 698 lm - 3000K/CRI 80 - 220-240V / 10,5W - 1012 lm ≠ FIXT 672 lm - 4000K/CRI 80 - 220-240V

2700K

Non Dimmable

- F02652HA001
- F02652HA006
- F02652HA012
- F02652HA018
- F02652HA030
- F02652HA033
- 1-10V
- F02652HB001
- F02652HB006
- F02652HB012
- F02652HB018
- F02652HB030
- F02652HB033
- Dali
- F02652HD001
- F02652HD006
- F02652HD012
- F02652HD018
- F02652HD030
- F02652HD033

3000K

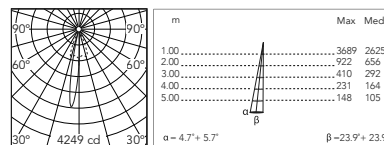
Non Dimmable

- F02653HA001
- F02653HA006
- F02653HA012
- F02653HA018
- F02653HA030
- F02653HA033
- 1-10V
- F02653HB001
- F02653HB006
- F02653HB012
- F02653HB018
- F02653HB030
- F02653HB033
- Dali
- F02653HD001
- F02653HD006
- F02653HD012
- F02653HD018
- F02653HD030
- F02653HD033

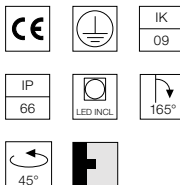
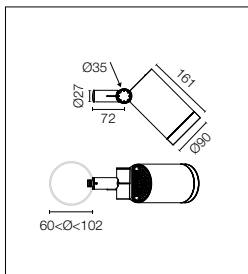
4000K

Non Dimmable

- F02654HA001
- F02654HA006
- F02654HA012
- F02654HA018
- F02654HA030
- F02654HA033
- 1-10V
- F02654HB001
- F02654HB006
- F02654HB012
- F02654HB018
- F02654HB030
- F02654HB033
- Dali
- F02654HD001
- F02654HD006
- F02654HD012
- F02654HD018
- F02654HD030
- F02654HD033



@ 3000K



Sorgente Power LED ad alta efficienza inclusa. Equipaggiato con snoot integrato per un maggiore comfort visivo. Accessori collimatori disponibili per variare le aperture del fascio luminoso. Alimentazione elettrica 220-240V ON/ OFF e dimmerabile 1-10V o DALI integrata. Staffa per il fissaggio a palo integrata, per pali diametro compreso tra 60 e 102 mm, spessore massimo 3 mm. Dotata di spezzone di cavo uscente in neoprene da 5m (10m a richiesta) per connessione elettrica remota; per garantire la tenuta è consigliabile utilizzare cavi flessibili idonei all'impiego in ambienti esterni.

Energy-efficient Power LED source included. Equipped with an integrated snoot for higher visual comfort. Collimators are available as an accessory to modify the beam opening. Integrated electric power supply 220-240V ON/OFF and adjustable 1-10V or DALI. Integrated support for pole fixing, for poles with a diameter between 60 and 120 mm and a maximum thickness of 3 mm. Equipped with a 5m neoprene cable (10m upon request) for remote connection. To guarantee its water tightness, it is recommended to use flexible cables designed for outdoor use.

2200K disponibile su richiesta.

2200K available on request.

Optic Spot 14,5°

Power Led: 17W - 1739 lm ≠ FIXT 1443 lm - 2700K/CRI 80 - 220-240V / 17W - 1803 lm ≠ FIXT 1497 lm - 3000K/CRI 80 - 220-240V / 17W - 1868 lm ≠ FIXT 1548 lm - 4000K/CRI 80 - 220-240V

2700K

Non Dimmable

- F02662BA001
- F02662BA006
- F02662BA012
- F02662BA018
- F02662BA030
- F02662BA033
- 1-10V
- F02662BB001
- F02662BB006
- F02662BB012
- F02662BB018
- F02662BB030
- F02662BB033
- Dali
- F02662BD001
- F02662BD006
- F02662BD012
- F02662BD018
- F02662BD030
- F02662BD033

3000K

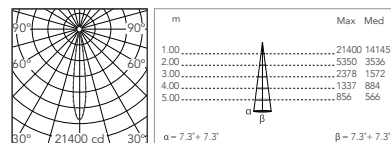
Non Dimmable

- F02663BA001
- F02663BA006
- F02663BA012
- F02663BA018
- F02663BA030
- F02663BA033
- 1-10V
- F02663BB001
- F02663BB006
- F02663BB012
- F02663BB018
- F02663BB030
- F02663BB033
- Dali
- F02663BD001
- F02663BD006
- F02663BD012
- F02663BD018
- F02663BD030
- F02663BD033

4000K

Non Dimmable

- F02664BA001
- F02664BA006
- F02664BA012
- F02664BA018
- F02664BA030
- F02664BA033
- 1-10V
- F02664BB001
- F02664BB006
- F02664BB012
- F02664BB018
- F02664BB030
- F02664BB033
- Dali
- F02664BD001
- F02664BD006
- F02664BD012
- F02664BD018
- F02664BD030
- F02664BD033



@ 3000K

Optic Medium Flood 26°

Power Led: 17W - 1739 lm ≠ FIXT 1336 lm - 2700K/CRI 80 - 220-240V / 17W - 1803 lm ≠ FIXT 1386 lm - 3000K/CRI 80 - 220-240V / 17W - 1868 lm ≠ FIXT 1434 lm - 4000K/CRI 80 - 220-240V

2700K

Non Dimmable

- F02662CA001
- F02662CA006
- F02662CA012
- F02662CA018
- F02662CA030
- F02662CA033
- 1-10V
- F02662CB001
- F02662CB006
- F02662CB012
- F02662CB018
- F02662CB030
- F02662CB033
- Dali
- F02662CD001
- F02662CD006
- F02662CD012
- F02662CD018
- F02662CD030
- F02662CD033

3000K

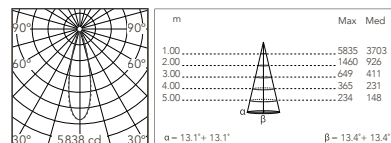
Non Dimmable

- F02663CA001
- F02663CA006
- F02663CA012
- F02663CA018
- F02663CA030
- F02663CA033
- 1-10V
- F02663CB001
- F02663CB006
- F02663CB012
- F02663CB018
- F02663CB030
- F02663CB033
- Dali
- F02663CD001
- F02663CD006
- F02663CD012
- F02663CD018
- F02663CD030
- F02663CD033

4000K

Non Dimmable

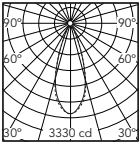
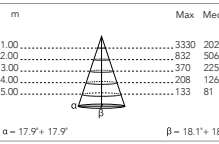
- F02664CA001
- F02664CA006
- F02664CA012
- F02664CA018
- F02664CA030
- F02664CA033
- 1-10V
- F02664CB001
- F02664CB006
- F02664CB012
- F02664CB018
- F02664CB030
- F02664CB033
- Dali
- F02664CD001
- F02664CD006
- F02664CD012
- F02664CD018
- F02664CD030
- F02664CD033



@ 3000K

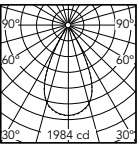
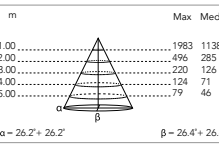
Optic Flood 36°

Power Led: 17W - 1739 lm ≠ FIXT 1302 lm - 2700K/CRI 80 - 220-240V / 17W - 1803 lm ≠ FIXT 1351 lm - 3000K/CRI 80 - 220-240V / 17W - 1868 lm ≠ FIXT 1397 lm - 4000K/CRI 80 - 220-240V

2700K Non Dimmable	3000K Non Dimmable	4000K Non Dimmable	 
<ul style="list-style-type: none">○ F02662DA001● F02662DA006● F02662DA012● F02662DA018● F02662DA030● F02662DA033 1-10V <ul style="list-style-type: none">○ F02662DB001● F02662DB006● F02662DB012● F02662DB018● F02662DB030● F02662DB033 Dali <ul style="list-style-type: none">○ F02662DD001● F02662DD006● F02662DD012● F02662DD018● F02662DD030● F02662DD033	<ul style="list-style-type: none">○ F02663DA001● F02663DA006● F02663DA012● F02663DA018● F02663DA030● F02663DA033 1-10V <ul style="list-style-type: none">○ F02663DB001● F02663DB006● F02663DB012● F02663DB018● F02663DB030● F02663DB033 Dali <ul style="list-style-type: none">○ F02663DD001● F02663DD006● F02663DD012● F02663DD018● F02663DD030● F02663DD033	<ul style="list-style-type: none">○ F02664DA001● F02664DA006● F02664DA012● F02664DA018● F02664DA030● F02664DA033 1-10V <ul style="list-style-type: none">○ F02664DB001● F02664DB006● F02664DB012● F02664DB018● F02664DB030● F02664DB033 Dali <ul style="list-style-type: none">○ F02664DD001● F02664DD006● F02664DD012● F02664DD018● F02664DD030● F02664DD033	

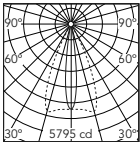
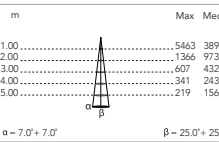
Optic Wide Flood 52°

Power Led: 17W - 1739 lm ≠ FIXT 1303 lm - 2700K/CRI 80 - 220-240V / 17W - 1803 lm ≠ FIXT 1357 lm - 3000K/CRI 80 - 220-240V / 17W - 1868 lm ≠ FIXT 1411 lm - 4000K/CRI 80 - 220-240V

2700K Non Dimmable	3000K Non Dimmable	4000K Non Dimmable	 
<ul style="list-style-type: none">○ F02662EA001● F02662EA006● F02662EA012● F02662EA018● F02662EA030● F02662EA033 1-10V <ul style="list-style-type: none">○ F02662EB001● F02662EB006● F02662EB012● F02662EB018● F02662EB030● F02662EB033 Dali <ul style="list-style-type: none">○ F02662ED001● F02662ED006● F02662ED012● F02662ED018● F02662ED030● F02662ED033	<ul style="list-style-type: none">○ F02663EA001● F02663EA006● F02663EA012● F02663EA018● F02663EA030● F02663EA033 1-10V <ul style="list-style-type: none">○ F02663EB001● F02663EB006● F02663EB012● F02663EB018● F02663EB030● F02663EB033 Dali <ul style="list-style-type: none">○ F02663ED001● F02663ED006● F02663ED012● F02663ED018● F02663ED030● F02663ED033	<ul style="list-style-type: none">○ F02664EA001● F02664EA006● F02664EA012● F02664EA018● F02664EA030● F02664EA033 1-10V <ul style="list-style-type: none">○ F02664EB001● F02664EB006● F02664EB012● F02664EB018● F02664EB030● F02664EB033 Dali <ul style="list-style-type: none">○ F02664ED001● F02664ED006● F02664ED012● F02664ED018● F02664ED030● F02664ED033	

Optic Elliptical 1 14° x 50°

Power Led: 17W - 1739 lm ≠ FIXT 1315 lm - 2700K/CRI 80 - 220-240V / 17W - 1803 lm ≠ FIXT 1364 lm - 3000K/CRI 80 - 220-240V / 17W - 1868 lm ≠ FIXT 1410 lm - 4000K/CRI 80 - 220-240V

2700K Non Dimmable	3000K Non Dimmable	4000K Non Dimmable	 
<ul style="list-style-type: none">○ F02662FA001● F02662FA006● F02662FA012● F02662FA018● F02662FA030● F02662FA033 1-10V <ul style="list-style-type: none">○ F02662FB001● F02662FB006● F02662FB012● F02662FB018● F02662FB030● F02662FB033 Dali <ul style="list-style-type: none">○ F02662FD001● F02662FD006● F02662FD012● F02662FD018● F02662FD030● F02662FD033	<ul style="list-style-type: none">○ F02663FA001● F02663FA006● F02663FA012● F02663FA018● F02663FA030● F02663FA033 1-10V <ul style="list-style-type: none">○ F02663FB001● F02663FB006● F02663FB012● F02663FB018● F02663FB030● F02663FB033 Dali <ul style="list-style-type: none">○ F02663FD001● F02663FD006● F02663FD012● F02663FD018● F02663FD030● F02663FD033	<ul style="list-style-type: none">○ F02664FA001● F02664FA006● F02664FA012● F02664FA018● F02664FA030● F02664FA033 1-10V <ul style="list-style-type: none">○ F02664FB001● F02664FB006● F02664FB012● F02664FB018● F02664FB030● F02664FB033 Dali <ul style="list-style-type: none">○ F02664FD001● F02664FD006● F02664FD012● F02664FD018● F02664FD030● F02664FD033	

Optic Elliptical 2 25° x 52°

Power Led: 17W - 1739 lm ≠ FIXT 1298 lm - 2700K/CRI 80 - 220-240V / 17W - 1803 lm ≠ FIXT 1351 lm - 3000K/CRI 80 - 220-240V / 17W - 1868 lm ≠ FIXT 1393 lm - 4000K/CRI 80 - 220-240V

2700K

Non Dimmable

- F02662GA001
- F02662GA006
- F02662GA012
- F02662GA018
- F02662GA030
- F02662GA033

1-10V

- F02662GB001
- F02662GB006
- F02662GB012
- F02662GB018
- F02662GB030
- F02662GB033

Dali

- F02662GD001
- F02662GD006
- F02662GD012
- F02662GD018
- F02662GD030
- F02662GD033

3000K

Non Dimmable

- F02663GA001
- F02663GA006
- F02663GA012
- F02663GA018
- F02663GA030
- F02663GA033

1-10V

- F02663GB001
- F02663GB006
- F02663GB012
- F02663GB018
- F02663GB030
- F02663GB033

Dali

- F02663GD001
- F02663GD006
- F02663GD012
- F02663GD018
- F02663GD030
- F02663GD033

4000K

Non Dimmable

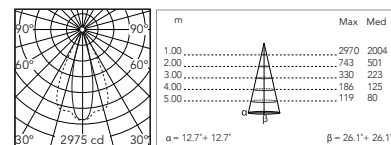
- F02664GA001
- F02664GA006
- F02664GA012
- F02664GA018
- F02664GA030
- F02664GA033

1-10V

- F02664GB001
- F02664GB006
- F02664GB012
- F02664GB018
- F02664GB030
- F02664GB033

Dali

- F02664GD001
- F02664GD006
- F02664GD012
- F02664GD018
- F02664GD030
- F02664GD033



Optic Wall Washer

Power Led: 17W - 1739 lm ≠ FIXT 1277 lm - 2700K/CRI 80 - 220-240V / 17W - 1803 lm ≠ FIXT 1325 lm - 3000K/CRI 80 - 220-240V / 17W - 1868 lm ≠ FIXT 1370 lm - 4000K/CRI 80 - 220-240V

2700K

Non Dimmable

- F02662HA001
- F02662HA006
- F02662HA012
- F02662HA018
- F02662HA030
- F02662HA033

1-10V

- F02662HB001
- F02662HB006
- F02662HB012
- F02662HB018
- F02662HB030
- F02662HB033

Dali

- F02662HD001
- F02662HD006
- F02662HD012
- F02662HD018
- F02662HD030
- F02662HD033

3000K

Non Dimmable

- F02663HA001
- F02663HA006
- F02663HA012
- F02663HA018
- F02663HA030
- F02663HA033

1-10V

- F02663HB001
- F02663HB006
- F02663HB012
- F02663HB018
- F02663HB030
- F02663HB033

Dali

- F02663HD001
- F02663HD006
- F02663HD012
- F02663HD018
- F02663HD030
- F02663HD033

4000K

Non Dimmable

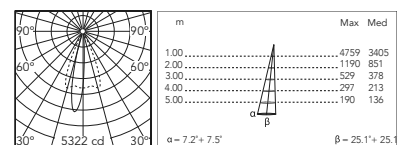
- F02664HA001
- F02664HA006
- F02664HA012
- F02664HA018
- F02664HA030
- F02664HA033

1-10V


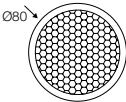

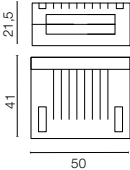

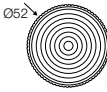



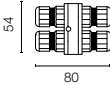



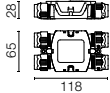
- F02664HB001
- F02664HB006
- F02664HB012
- F02664HB018
- F02664HB030
- F02664HB033

Dali

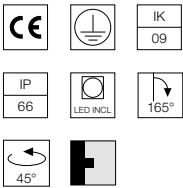
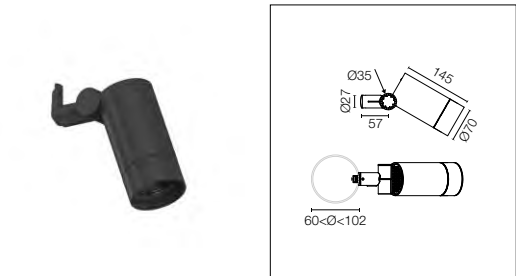
- F02664HD001
- F02664HD006
- F02664HD012
- F02664HD018
- F02664HD030
- F02664HD033



Spine T 2 Pro: Accessori / Accessories

Honeycomb	Honeycomb Louvre	F026Z060000		
Gelbox IPX8 per connessione elettrica.	Gelbox IPX8 for splicing connectors.	F990C110000		
Lenti converter / Converter lenses: <ul style="list-style-type: none">- Converter Spine 2 Optic Medium Flood- Converter Spine 2 Optic Flood- Converter Spine 2 Optic Wide Flood- Converter Spine 2 Optic Elliptic 1- Converter Spine 2 Optic Elliptic 2- Converter Spine 2 Optic Wall Washer		F029Z020000 F029Z021000 F029Z022000 F029Z023000 F029Z024000 F029Z025000		
Sistema di giunzione IP68 H2O Stop anti-condensa a 2 vie 4 poli.	2 way terminal block 4 poles IP68 H2O Stop.	F990C00A000		
Sistema di giunzione IP68 H2O Stop anti-condensa a 3/4 vie 4 poli. (Ø5,5÷12mm cavo).	3/4 way terminal block 4 poles IP68 H2O Stop. (ø5,5÷12mm cable).	F990C010000		
Kit connettore 5 poli presa volante + spina EU IP68.	Connector kit 5-pole flying socket + EU plug IP68.	F990C080000		
Scatola di derivazione 5 poli 4 vie IP68 (cavi 6-14 mm).	4 way junction box 5 poles IP68 (6-14 mm cables).	F990C030000		





Sorgente Power LED inclusa. Equipaggiato con snoot integrato per un maggiore comfort visivo; accessorio visor a taglio asimmetrico disponibile. Accessori collimatori disponibili per variare le aperture del fascio luminoso. Alimentazione elettrica 220-240V ON/OFF integrata. Staffa per il fissaggio a palo integrata, per pali diametro compreso tra 60 e 102 mm, spessore massimo 3 mm. Dotata di spezzone di cavo uscente in neoprene da 5m (10m a richiesta) per connessione elettrica remota; per garantire la tenuta è consigliabile utilizzare cavi flessibili idonei all'impiego in ambienti esterni. Versione dimmerabile 1-10V o DALI con alimentatore remoto 24Vdc a richiesta.

Power LED source included. Equipped with an integrated snoot for higher visual comfort: the asymmetrical cut visor is available as an accessory. Collimators are available as an accessory to modify the beam opening. Integrated electric power supply 220-240V ON/OFF. Integrated support for pole fixing, for poles with a diameter between 60 and 120 mm and a maximum thickness of 3 mm. Equipped with a 5m neoprene cable (10m upon request) for remote connection. To guarantee its water tightness, it is recommended to use flexible cables designed for outdoor use. Upon request: 1-10V or DALI dimmable version with 24Vdc remote power supply.

2200K disponibile su richiesta. 2200K available on request.

Optic Narrow Spot 7°

Power Led: 3,5W - 168 lm ≠ FIXT 143 lm - 2700K/CRI 80 - 220-240V / 3,5W - 174 lm ≠ FIXT 149 lm - 3000K/CRI 80 - 220-240V / 3,5W - 180 lm ≠ FIXT 154 lm - 4000K/CRI 80 - 220-240V

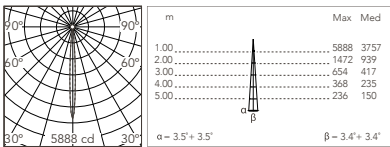
- 2700K**
Non Dimmable

 - F02512AA001
 - F02512AA006
 - F02512AA012
 - F02512AA018
 - F02512AA030
 - F02512AA033
- 3000K**
Non Dimmable

 - F02513AA001
 - F02513AA006
 - F02513AA012
 - F02513AA018
 - F02513AA030
 - F02513AA033

- 4000K**
Non Dimmable

 - F02514AA001
 - F02514AA006
 - F02514AA012
 - F02514AA018
 - F02514AA030
 - F02514AA033



@ 3000K

Optic Spot 14°

Power Led: 7,9W - 671 lm ≠ FIXT 550 lm - 2700K/CRI 80 - 220-240V / 7,9W - 696 lm ≠ FIXT 571 lm - 3000K/CRI 80 - 220-240V / 7,9W - 720 lm ≠ FIXT 591 lm - 4000K/CRI 80 - 220-240V

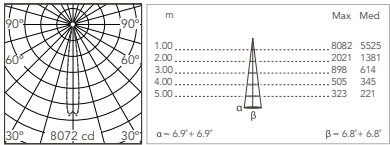
- 2700K**
Non Dimmable

 - F02512BA001
 - F02512BA006
 - F02512BA012
 - F02512BA018
 - F02512BA030
 - F02512BA033
- 3000K**
Non Dimmable

 - F02513BA001
 - F02513BA006
 - F02513BA012
 - F02513BA018
 - F02513BA030
 - F02513BA033

- 4000K**
Non Dimmable

 - F02514BA001
 - F02514BA006
 - F02514BA012
 - F02514BA018
 - F02514BA030
 - F02514BA033



@ 3000K

Optic Medium Flood 24,5°

Power Led: 7,9W - 671 lm ≠ FIXT 499 lm - 2700K/CRI 80 - 220-240V / 7,9W - 696 lm ≠ FIXT 518 lm - 3000K/CRI 80 - 220-240V / 7,9W - 720 lm ≠ FIXT 536 lm - 4000K/CRI 80 - 220-240V

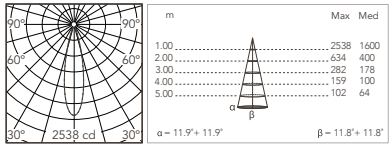
- 2700K**
Non Dimmable

 - F02512CA001
 - F02512CA006
 - F02512CA012
 - F02512CA018
 - F02512CA030
 - F02512CA033
- 3000K**
Non Dimmable

 - F02513CA001
 - F02513CA006
 - F02513CA012
 - F02513CA018
 - F02513CA030
 - F02513CA033

- 4000K**
Non Dimmable

 - F02514CA001
 - F02514CA006
 - F02514CA012
 - F02514CA018
 - F02514CA030
 - F02514CA033



@ 3000K

Optic Flood 32°

Power Led: 7,9W - 671 lm ≠ FIXT 482 lm - 2700K/CRI 80 - 220-240V / 7,9W - 696 lm ≠ FIXT 500 lm - 3000K/CRI 80 - 220-240V / 7,9W - 720 lm ≠ FIXT 518 lm - 4000K/CRI 80 - 220-240V

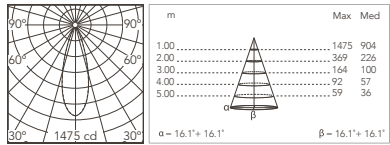
- 2700K**
Non Dimmable

 - F02512DA001
 - F02512DA006
 - F02512DA012
 - F02512DA018
 - F02512DA030
 - F02512DA033
- 3000K**
Non Dimmable

 - F02513DA001
 - F02513DA006
 - F02513DA012
 - F02513DA018
 - F02513DA030
 - F02513DA033

- 4000K**
Non Dimmable

 - F02514DA001
 - F02514DA006
 - F02514DA012
 - F02514DA018
 - F02514DA030
 - F02514DA033



@ 3000K

Optic Wide Flood 49°

Power Led: 7,9W - 671 lm ≠ FIXT 480 lm - 2700K/CRI 80 - 220-240V / 7,9W - 696 lm ≠ FIXT 490 lm - 3000K/CRI 80 - 220-240V / 7,9W - 720 lm ≠ FIXT 505 lm - 4000K/CRI 80 - 220-240V

2700K

Non Dimmable

- F02512EA001
- F02512EA006
- F02512EA012
- F02512EA018
- F02512EA030
- F02512EA033

3000K

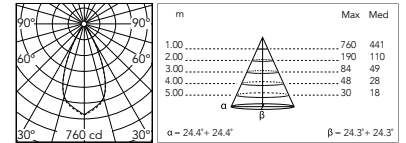
Non Dimmable

- F02513EA001
- F02513EA006
- F02513EA012
- F02513EA018
- F02513EA030
- F02513EA033

4000K

Non Dimmable

- F02514EA001
- F02514EA006
- F02514EA012
- F02514EA018
- F02514EA030
- F02514EA033



@ 3000K

Optic Elliptical 1 13,5° x 50°

Power Led: 7,9W - 671 lm ≠ FIXT 500 lm - 2700K/CRI 80 - 220-240V / 7,9W - 696 lm ≠ FIXT 519 lm - 3000K/CRI 80 - 220-240V / 7,9W - 720 lm ≠ FIXT 537 lm - 4000K/CRI 80 - 220-240V

2700K

Non Dimmable

- F02512FA001
- F02512FA006
- F02512FA012
- F02512FA018
- F02512FA030
- F02512FA033

3000K

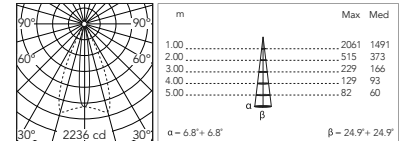
Non Dimmable

- F02513FA001
- F02513FA006
- F02513FA012
- F02513FA018
- F02513FA030
- F02513FA033

4000K

Non Dimmable

- F02514FA001
- F02514FA006
- F02514FA012
- F02514FA018
- F02514FA030
- F02514FA033



@ 3000K

Optic Elliptical 2 26° x 51°

Power Led: 7,9W - 671 lm ≠ FIXT 487 lm - 2700K/CRI 80 - 220-240V / 7,9W - 696 lm ≠ FIXT 505 lm - 3000K/CRI 80 - 220-240V / 7,9W - 720 lm ≠ FIXT 523 lm - 4000K/CRI 80 - 220-240V

2700K

Non Dimmable

- F02512GA001
- F02512GA006
- F02512GA012
- F02512GA018
- F02512GA030
- F02512GA033

3000K

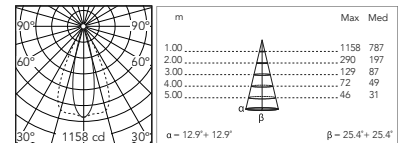
Non Dimmable

- F02513GA001
- F02513GA006
- F02513GA012
- F02513GA018
- F02513GA030
- F02513GA033

4000K

Non Dimmable

- F02514GA001
- F02514GA006
- F02514GA012
- F02514GA018
- F02514GA030
- F02514GA033



@ 3000K

Optic Wall Washer

Power Led: 7,9W - 671 lm ≠ FIXT 471 lm - 2700K/CRI 80 - 220-240V / 7,9W - 696 lm ≠ FIXT 489 lm - 3000K/CRI 80 - 220-240V / 7,9W - 720 lm ≠ FIXT 506 lm - 4000K/CRI 80 - 220-240V

2700K

Non Dimmable

- F02512HA001
- F02512HA006
- F02512HA012
- F02512HA018
- F02512HA030
- F02512HA033

3000K

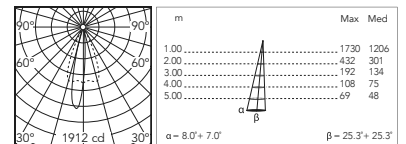
Non Dimmable

- F02513HA001
- F02513HA006
- F02513HA012
- F02513HA018
- F02513HA030
- F02513HA033

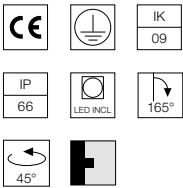
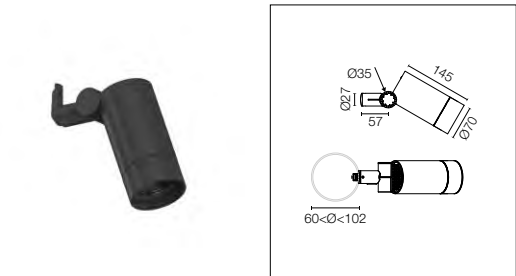
4000K

Non Dimmable

- F02514HA001
- F02514HA006
- F02514HA012
- F02514HA018
- F02514HA030
- F02514HA033



@ 3000K



Sorgente Power LED ad alta efficienza inclusa. Equipaggiato con snoot integrato per un maggiore comfort visivo; accessorio visor a taglio asimmetrico disponibile. Accessori collimatori disponibili per variare le aperture del fascio luminoso. Alimentazione elettrica 220-240V ON/OFF integrata. Staffa per il fissaggio a palo integrata, per pali diametro compreso tra 60 e 102 mm, spessore massimo 3 mm. Dotata di spezzone di cavo uscente in neoprene da 5m (10m a richiesta) per connessione elettrica remota; per garantire la tenuta è consigliabile utilizzare cavi flessibili idonei all'impiego in ambienti esterni. Versione dimmerabile 1-10V o DALI con alimentatore remoto 24Vdc a richiesta.

Energy-efficient Power LED source included. Equipped with an integrated snoot for higher visual comfort: the asymmetrical cut visor is available as an accessory. Collimators are available as an accessory to modify the beam opening. Integrated electric power supply 220-240V ON/OFF. Integrated support for pole fixing, for poles with a diameter between 60 and 120 mm and a maximum thickness of 3 mm. Equipped with a 5m neoprene cable (10m upon request) for remote connection. To guarantee its water tightness, it is recommended to use flexible cables designed for outdoor use. Upon request: 1-10V or DALI dimmable version with 24Vdc remote power supply.

Optic Spot 12°

Power Led: 10,5W - 920 lm ≠ FIXT 680 lm - 2700K/CRI 80 - 220-240V / 10,5W - 966 lm ≠ FIXT 706 lm - 3000K/CRI 80 - 220-240V / 10,5W - 1012 lm ≠ FIXT 730 lm - 4000K/CRI 80 - 220-240V

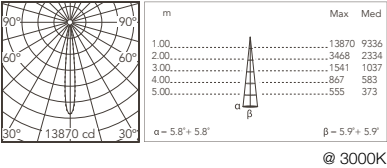
- 2700K**
Non Dimmable

 - F02522BA001
 - F02522BA006
 - F02522BA012
 - F02522BA018
 - F02522BA030
 - F02522BA033
- 3000K**
Non Dimmable

 - F02523BA001
 - F02523BA006
 - F02523BA012
 - F02523BA018
 - F02523BA030
 - F02523BA033

- 4000K**
Non Dimmable

 - F02524BA001
 - F02524BA006
 - F02524BA012
 - F02524BA018
 - F02524BA030
 - F02524BA033



@ 3000K

Optic Medium Flood 26,5°

Power Led: 10,5W - 920 lm ≠ FIXT 594 lm - 2700K/CRI 80 - 220-240V / 10,5W - 966 lm ≠ FIXT 630 lm - 3000K/CRI 80 - 220-240V / 10,5W - 1012 lm ≠ FIXT 654 lm - 4000K/CRI 80 - 220-240V

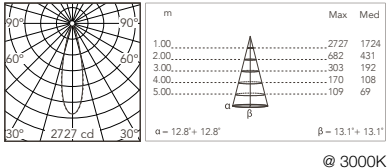
- 2700K**
Non Dimmable

 - F02522CA001
 - F02522CA006
 - F02522CA012
 - F02522CA018
 - F02522CA030
 - F02522CA033
- 3000K**
Non Dimmable

 - F02523CA001
 - F02523CA006
 - F02523CA012
 - F02523CA018
 - F02523CA030
 - F02523CA033

- 4000K**
Non Dimmable

 - F02524CA001
 - F02524CA006
 - F02524CA012
 - F02524CA018
 - F02524CA030
 - F02524CA033



@ 3000K

Optic Flood 33,5°

Power Led: 10,5W - 920 lm ≠ FIXT 592 lm - 2700K/CRI 80 - 220-240V / 10,5W - 966 lm ≠ FIXT 627 lm - 3000K/CRI 80 - 220-240V / 10,5W - 1012 lm ≠ FIXT 651 lm - 4000K/CRI 80 - 220-240V

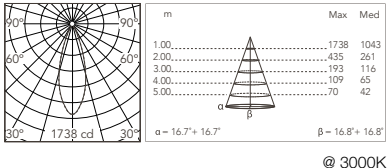
- 2700K**
Non Dimmable

 - F02522DA001
 - F02522DA006
 - F02522DA012
 - F02522DA018
 - F02522DA030
 - F02522DA033
- 3000K**
Non Dimmable

 - F02523DA001
 - F02523DA006
 - F02523DA012
 - F02523DA018
 - F02523DA030
 - F02523DA033

- 4000K**
Non Dimmable

 - F02524DA001
 - F02524DA006
 - F02524DA012
 - F02524DA018
 - F02524DA030
 - F02524DA033



@ 3000K

Optic Wide Flood 50°

Power Led: 10,5W - 920 lm ≠ FIXT 591 lm - 2700K/CRI 80 - 220-240V / 10,5W - 966 lm ≠ FIXT 619 lm - 3000K/CRI 80 - 220-240V / 10,5W - 1012 lm ≠ FIXT 650 lm - 4000K/CRI 80 - 220-240V

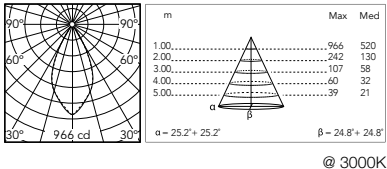
- 2700K**
Non Dimmable

 - F02522EA001
 - F02522EA006
 - F02522EA012
 - F02522EA018
 - F02522EA030
 - F02522EA033
- 3000K**
Non Dimmable

 - F02523EA001
 - F02523EA006
 - F02523EA012
 - F02523EA018
 - F02523EA030
 - F02523EA033

- 4000K**
Non Dimmable

 - F02524EA001
 - F02524EA006
 - F02524EA012
 - F02524EA018
 - F02524EA030
 - F02524EA033



@ 3000K

Spine T 1 Ultra Hp

Optic Elliptical 1 11,5° x 49°

Power Led: 10,5W - 920 lm ≠ FIXT 603 lm - 2700K/CRI 80 - 220-240V / 10,5W - 966 lm ≠ FIXT 639 lm - 3000K/CRI 80 - 220-240V / 10,5W - 1012 lm ≠ FIXT 663 lm - 4000K/CRI 80 - 220-240V

2700K

Non Dimmable

- F02522FA001
- F02522FA006
- F02522FA012
- F02522FA018
- F02522FA030
- F02522FA033

3000K

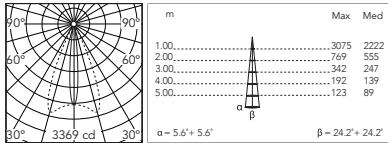
Non Dimmable

- F02523FA001
- F02523FA006
- F02523FA012
- F02523FA018
- F02523FA030
- F02523FA033

4000K

Non Dimmable

- F02524FA001
- F02524FA006
- F02524FA012
- F02524FA018
- F02524FA030
- F02524FA033



@ 3000K

Optic Elliptical 2 25,5° x 50°

Power Led: 10,5W - 920 lm ≠ FIXT 601 lm - 2700K/CRI 80 - 220-240V / 10,5W - 966 lm ≠ FIXT 624 lm - 3000K/CRI 80 - 220-240V / 10,5W - 1012 lm ≠ FIXT 645 lm - 4000K/CRI 80 - 220-240V

2700K

Non Dimmable

- F02522GA001
- F02522GA006
- F02522GA012
- F02522GA018
- F02522GA030
- F02522GA033

3000K

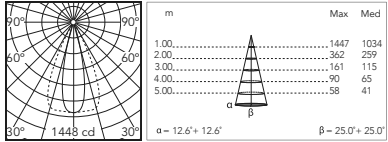
Non Dimmable

- F02523GA001
- F02523GA006
- F02523GA012
- F02523GA018
- F02523GA030
- F02523GA033

4000K

Non Dimmable

- F02524GA001
- F02524GA006
- F02524GA012
- F02524GA018
- F02524GA030
- F02524GA033



@ 3000K

Optic Wall Washer

Power Led: 10,5W - 920 lm ≠ FIXT 574 lm - 2700K/CRI 80 - 220-240V / 10,5W - 966 lm ≠ FIXT 609 lm - 3000K/CRI 80 - 220-240V / 10,5W - 1012 lm ≠ FIXT 631 lm - 4000K/CRI 80 - 220-240V

2700K

Non Dimmable

- F02522HA001
- F02522HA006
- F02522HA012
- F02522HA018
- F02522HA030
- F02522HA033

3000K

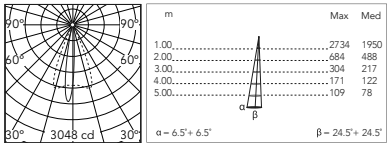
Non Dimmable

- F02523HA001
- F02523HA006
- F02523HA012
- F02523HA018
- F02523HA030
- F02523HA033

4000K

Non Dimmable

- F02524HA001
- F02524HA006
- F02524HA012
- F02524HA018
- F02524HA030
- F02524HA033



@ 3000K

Spine T 1 Ultra: Accessori / Accessories

Visor

Visor


- F025Z050001
- F025Z050006
- F025Z050012
- F025Z050018
- F025Z050030
- F025Z050033



Honeycomb

Honeycomb Louvre

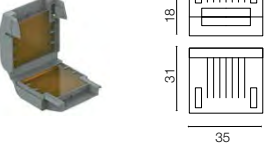
F025Z060000



Gelbox IPX8 per
connessione elettrica.

Gelbox IPX8 for splicing
connectors.


F990C100000



Lenti converter / Converter lenses:

- Converter Spine 1 Optic Medium Flood
- Converter Spine 1 Optic Flood
- Converter Spine 1 Optic Wide Flood
- Converter Spine 1 Optic Elliptic 1
- Converter Spine 1 Optic Elliptic 2
- Converter Spine 1 Optic Wall Washer

F029Z010000
F029Z011000
F029Z012000
F029Z013000
F029Z014000
F029Z015000



Sistema di giunzione IP68
H2O Stop anti-condensa a
2 vie 4 poli.

2 way terminal block 4 poles
IP68 H2O Stop.

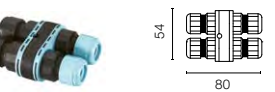
F990C00A000



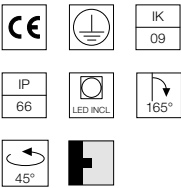
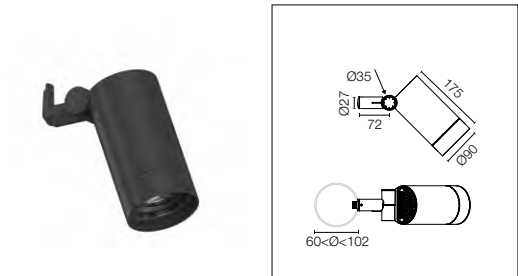
Sistema di giunzione IP68
H2O Stop anti-condensa a
3/4 vie 4 poli. (Ø5,5÷12mm
cavo).

3/4 way terminal block 4 poles
IP68 H2O Stop. (ø5,5÷12mm
cable).

F990C010000



Spine



Sorgente Power LED. Equipaggiato con snoot integrato per un maggiore comfort visivo; accessorio visor a taglio asimmetrico disponibile. Accessori collimatori disponibili per variare le aperture del fascio luminoso. Alimentazione elettrica 220-240V ON/OFF e dimmerabile 1-10V o DALI integrata. Staffa per il fissaggio a palo integrata, per pali diametro compreso tra 60 e 102 mm, spessore massimo 3 mm. Dotata di spezzone di cavo uscente in neoprene da 5m (10m a richiesta) per connessione elettrica remota; per garantire la tenuta è consigliabile utilizzare cavi flessibili idonei all'impiego in ambienti esterni.

Power LED source included. Equipped with an integrated snoot for higher visual comfort: the asymmetrical cut visor is available as an accessory. Collimators are available as an accessory to modify the beam opening. Integrated electric power supply 220-240V ON/OFF and adjustable 1-10V or DALI. Integrated support for pole fixing, for poles with a diameter between 60 and 102 mm and a maximum thickness of 3 mm. Equipped with a 5m neoprene cable (10m upon request) for remote connection. To guarantee its water tightness, it is recommended to use flexible cables designed for outdoor use.

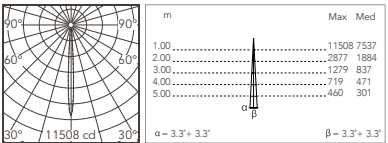
Optic Narrow Spot
2200K disponibile su richiesta.

Optic Narrow Spot
2200K available on request.

Optic Narrow Spot 6°

Power Led: 4,1W - 248 lm ≠ FIXT 230 lm - 2700K/CRI 80 - 220-240V / 4,1W - 258 lm ≠ FIXT 239 lm - 3000K/CRI 80 - 220-240V / 4,1W - 267 lm ≠ FIXT 247 lm - 4000K/CRI 80 - 220-240V

2700K	3000K	4000K
Non Dimmable	Non Dimmable	Non Dimmable
○ F02612AA001	○ F02613AA001	○ F02614AA001
● F02612AA006	● F02613AA006	● F02614AA006
● F02612AA012	● F02613AA012	● F02614AA012
● F02612AA018	● F02613AA018	● F02614AA018
● F02612AA030	● F02613AA030	● F02614AA030
● F02612AA033	● F02613AA033	● F02614AA033
1-10V	1-10V	1-10V
○ F02612AB001	○ F02613AB001	○ F02614AB001
● F02612AB006	● F02613AB006	● F02614AB006
● F02612AB012	● F02613AB012	● F02614AB012
● F02612AB018	● F02613AB018	● F02614AB018
● F02612AB030	● F02613AB030	● F02614AB030
● F02612AB033	● F02613AB033	● F02614AB033
Dali	Dali	Dali
○ F02612AD001	○ F02613AD001	○ F02614AD001
● F02612AD006	● F02613AD006	● F02614AD006
● F02612AD012	● F02613AD012	● F02614AD012
● F02612AD018	● F02613AD018	● F02614AD018
● F02612AD030	● F02613AD030	● F02614AD030
● F02612AD033	● F02613AD033	● F02614AD033

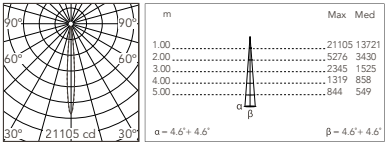


@ 3000K

Optic Spot 9,5°

Power Led: 10,5W - 920 lm ≠ FIXT 769 lm - 2700K/CRI 80 - 220-240V / 10,5W - 966 lm ≠ FIXT 808 lm - 3000K/CRI 80 - 220-240V / 10,5W - 1012 lm ≠ FIXT 846 lm - 4000K/CRI 80 - 220-240V

2700K	3000K	4000K
Non Dimmable	Non Dimmable	Non Dimmable
○ F02612BA001	○ F02613BA001	○ F02614BA001
● F02612BA006	● F02613BA006	● F02614BA006
● F02612BA012	● F02613BA012	● F02614BA012
● F02612BA018	● F02613BA018	● F02614BA018
● F02612BA030	● F02613BA030	● F02614BA030
● F02612BA033	● F02613BA033	● F02614BA033
1-10V	1-10V	1-10V
○ F02612BB001	○ F02613BB001	○ F02614BB001
● F02612BB006	● F02613BB006	● F02614BB006
● F02612BB012	● F02613BB012	● F02614BB012
● F02612BB018	● F02613BB018	● F02614BB018
● F02612BB030	● F02613BB030	● F02614BB030
● F02612BB033	● F02613BB033	● F02614BB033
Dali	Dali	Dali
○ F02612BD001	○ F02613BD001	○ F02614BD001
● F02612BD006	● F02613BD006	● F02614BD006
● F02612BD012	● F02613BD012	● F02614BD012
● F02612BD018	● F02613BD018	● F02614BD018
● F02612BD030	● F02613BD030	● F02614BD030
● F02612BD033	● F02613BD033	● F02614BD033



@ 3000K

Optic Medium Flood 28°

Power Led: 10,5W - 920 lm ≠ FIXT 715 lm - 2700K/CRI 80 - 220-240V / 10,5W - 966 lm ≠ FIXT 742 lm - 3000K/CRI 80 - 220-240V / 10,5W - 1012 lm ≠ FIXT 767 lm - 4000K/CRI 80 - 220-240V

2700K

Non Dimmable

- F02612CA001
- F02612CA006
- F02612CA012
- F02612CA018
- F02612CA030
- F02612CA033
- 1-10V
- F02612CB001
- F02612CB006
- F02612CB012
- F02612CB018
- F02612CB030
- F02612CB033
- Dali
- F02612CD001
- F02612CD006
- F02612CD012
- F02612CD018
- F02612CD030
- F02612CD033

3000K

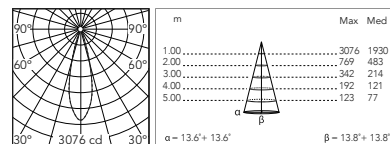
Non Dimmable

- F02613CA001
- F02613CA006
- F02613CA012
- F02613CA018
- F02613CA030
- F02613CA033
- 1-10V
- F02613CB001
- F02613CB006
- F02613CB012
- F02613CB018
- F02613CB030
- F02613CB033
- Dali
- F02613CD001
- F02613CD006
- F02613CD012
- F02613CD018
- F02613CD030
- F02613CD033

4000K

Non Dimmable

- F02614CA001
- F02614CA006
- F02614CA012
- F02614CA018
- F02614CA030
- F02614CA033
- 1-10V
- F02614CB001
- F02614CB006
- F02614CB012
- F02614CB018
- F02614CB030
- F02614CB033
- Dali
- F02614CD001
- F02614CD006
- F02614CD012
- F02614CD018
- F02614CD030
- F02614CD033



@ 3000K

Optic Flood 33°

Power Led: 10,5W - 920 lm ≠ FIXT 695 lm - 2700K/CRI 80 - 220-240V / 10,5W - 966 lm ≠ FIXT 721 lm - 3000K/CRI 80 - 220-240V / 10,5W - 1012 lm ≠ FIXT 746 lm - 4000K/CRI 80 - 220-240V

2700K

Non Dimmable

- F02612DA001
- F02612DA006
- F02612DA012
- F02612DA018
- F02612DA030
- F02612DA033
- 1-10V
- F02612DB001
- F02612DB006
- F02612DB012
- F02612DB018
- F02612DB030
- F02612DB033
- Dali
- F02612DD001
- F02612DD006
- F02612DD012
- F02612DD018
- F02612DD030
- F02612DD033

3000K

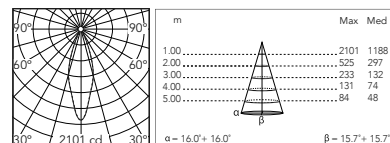
Non Dimmable

- F02613DA001
- F02613DA006
- F02613DA012
- F02613DA018
- F02613DA030
- F02613DA033
- 1-10V
- F02613DB001
- F02613DB006
- F02613DB012
- F02613DB018
- F02613DB030
- F02613DB033
- Dali
- F02613DD001
- F02613DD006
- F02613DD012
- F02613DD018
- F02613DD030
- F02613DD033

4000K

Non Dimmable

- F02614DA001
- F02614DA006
- F02614DA012
- F02614DA018
- F02614DA030
- F02614DA033
- 1-10V
- F02614DB001
- F02614DB006
- F02614DB012
- F02614DB018
- F02614DB030
- F02614DB033
- Dali
- F02614DD001
- F02614DD006
- F02614DD012
- F02614DD018
- F02614DD030
- F02614DD033



@ 3000K

Optic Wide Flood 51°

Power Led: 10,5W - 920 lm ≠ FIXT 711 lm - 2700K/CRI 80 - 220-240V / 10,5W - 966 lm ≠ FIXT 741 lm - 3000K/CRI 80 - 220-240V / 10,5W - 1012 lm ≠ FIXT 778 lm - 4000K/CRI 80 - 220-240V

2700K

Non Dimmable

- F02612EA001
- F02612EA006
- F02612EA012
- F02612EA018
- F02612EA030
- F02612EA033
- 1-10V
- F02612EB001
- F02612EB006
- F02612EB012
- F02612EB018
- F02612EB030
- F02612EB033
- Dali
- F02612ED001
- F02612ED006
- F02612ED012
- F02612ED018
- F02612ED030
- F02612ED033

3000K

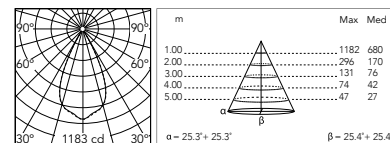
Non Dimmable

- F02613EA001
- F02613EA006
- F02613EA012
- F02613EA018
- F02613EA030
- F02613EA033
- 1-10V
- F02613EB001
- F02613EB006
- F02613EB012
- F02613EB018
- F02613EB030
- F02613EB033
- Dali
- F02613ED001
- F02613ED006
- F02613ED012
- F02613ED018
- F02613ED030
- F02613ED033

4000K

Non Dimmable

- F02614EA001
- F02614EA006
- F02614EA012
- F02614EA018
- F02614EA030
- F02614EA033
- 1-10V
- F02614EB001
- F02614EB006
- F02614EB012
- F02614EB018
- F02614EB030
- F02614EB033
- Dali
- F02614ED001
- F02614ED006
- F02614ED012
- F02614ED018
- F02614ED030
- F02614ED033



@ 3000K

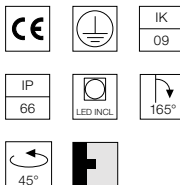
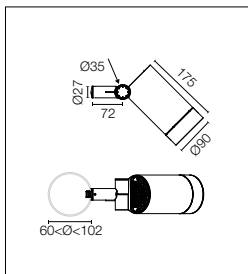
Optic Elliptical 1 9,5° x 48°

m	Max	Med
1.00	4320	3153
2.00	1680	788
3.00	480	350
4.00	270	197
5.00	173	126

$\alpha = 4.7^\circ + 4.7^\circ$
 $\beta = 24.1^\circ + 24.1^\circ$

m	Max	Med
1.00	3689	2625
2.00	922	656
3.00	410	292
4.00	231	164
5.00	148	105

$\alpha = 4.7^\circ + 5.7^\circ$ $\beta = 23.9^\circ + 23.9^\circ$



Sorgente Power LED ad alta efficienza inclusa. Equipaggiato con snoot integrato per un maggiore comfort visivo; accessorio visor a taglio asimmetrico disponibile. Accessori collimatori disponibili per variare le aperture del fascio luminoso. Alimentazione elettrica 220-240V ON/OFF e dimmerabile 1-10V o DALI integrata. Staffa per il fissaggio a palo integrata, per pali diametro compreso tra 60 e 102 mm, spessore massimo 3 mm. Dotata di spezzone di cavo uscente in neoprene da 5m (10m a richiesta) per connessione elettrica remota; per garantire la tenuta è consigliabile utilizzare cavi flessibili idonei all'impiego in ambienti esterni.

Energy-efficient Power LED source included. Equipped with an integrated snoot for higher visual comfort: the asymmetrical cut visor is available as an accessory. Collimators are available as an accessory to modify the beam opening. Integrated electric power supply 220-240V ON/OFF and adjustable 1-10V or DALI. Integrated support for pole fixing, for poles with a diameter between 60 and 102 mm and a maximum thickness of 3 mm. Equipped with a 5m neoprene cable (10m upon request) for remote connection. To guarantee its water tightness, it is recommended to use flexible cables designed for outdoor use.

2200K disponibile su richiesta.

2200K available on request.

Optic Spot 14,5°

Power Led: 17W - 1739 lm ≠ FIXT 1443 lm - 2700K/CRI 80 - 220-240V / 17W - 1803 lm ≠ FIXT 1497 lm - 3000K/CRI 80 - 220-240V / 17W - 1868 lm ≠ FIXT 1548 lm - 4000K/CRI 80 - 220-240V

2700K

Non Dimmable

- F02622BA001
- F02622BA006
- F02622BA012
- F02622BA018
- F02622BA030
- F02622BA033
- 1-10V
- F02622BB001
- F02622BB006
- F02622BB012
- F02622BB018
- F02622BB030
- F02622BB033
- Dali
- F02622BD001
- F02622BD006
- F02622BD012
- F02622BD018
- F02622BD030
- F02622BD033

3000K

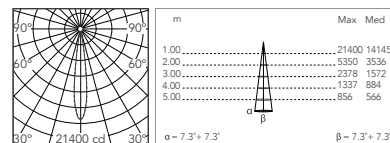
Non Dimmable

- F02623BA001
- F02623BA006
- F02623BA012
- F02623BA018
- F02623BA030
- F02623BA033
- 1-10V
- F02623BB001
- F02623BB006
- F02623BB012
- F02623BB018
- F02623BB030
- F02623BB033
- Dali
- F02623BD001
- F02623BD006
- F02623BD012
- F02623BD018
- F02623BD030
- F02623BD033

4000K

Non Dimmable

- F02624BA001
- F02624BA006
- F02624BA012
- F02624BA018
- F02624BA030
- F02624BA033
- 1-10V
- F02624BB001
- F02624BB006
- F02624BB012
- F02624BB018
- F02624BB030
- F02624BB033
- Dali
- F02624BD001
- F02624BD006
- F02624BD012
- F02624BD018
- F02624BD030
- F02624BD033



@ 3000K

Optic Medium Flood 26°

Power Led: 17W - 1739 lm ≠ FIXT 1336 lm - 2700K/CRI 80 - 220-240V / 17W - 1803 lm ≠ FIXT 1386 lm - 3000K/CRI 80 - 220-240V / 17W - 1868 lm ≠ FIXT 1434 lm - 4000K/CRI 80 - 220-240V

2700K

Non Dimmable

- F02622CA001
- F02622CA006
- F02622CA012
- F02622CA018
- F02622CA030
- F02622CA033
- 1-10V
- F02622CB001
- F02622CB006
- F02622CB012
- F02622CB018
- F02622CB030
- F02622CB033
- Dali
- F02622CD001
- F02622CD006
- F02622CD012
- F02622CD018
- F02622CD030
- F02622CD033

3000K

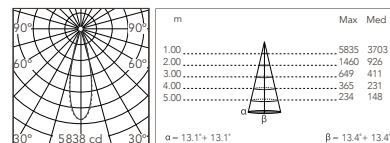
Non Dimmable

- F02623CA001
- F02623CA006
- F02623CA012
- F02623CA018
- F02623CA030
- F02623CA033
- 1-10V
- F02623CB001
- F02623CB006
- F02623CB012
- F02623CB018
- F02623CB030
- F02623CB033
- Dali
- F02623CD001
- F02623CD006
- F02623CD012
- F02623CD018
- F02623CD030
- F02623CD033

4000K

Non Dimmable

- F02624CA001
- F02624CA006
- F02624CA012
- F02624CA018
- F02624CA030
- F02624CA033
- 1-10V
- F02624CB001
- F02624CB006
- F02624CB012
- F02624CB018
- F02624CB030
- F02624CB033
- Dali
- F02624CD001
- F02624CD006
- F02624CD012
- F02624CD018
- F02624CD030
- F02624CD033



@ 3000K

Optic Flood 36°

Power Led: 17W - 1739 lm ≠ FIXT 1302 lm - 2700K/CRI 80 - 220-240V / 17W - 1803 lm ≠ FIXT 1351 lm - 3000K/CRI 80 - 220-240V / 17W - 1868 lm ≠ FIXT 1397 lm - 4000K/CRI 80 - 220-240V

2700K

Non Dimmable

F02622DA001

F02622DA006

F02622DA012

F02622DA018

F02622DA030

F02622DA033

1-10V

F02622DB001

F02622DB006

F02622DB012

F02622DB018

F02622DB030

F02622DB033

Dali

F02622DD001

F02622DD006

F02622DD012

F02622DD018

F02622DD030

F02622DD033

3000K

Non Dimmable

F02623DA001

F02623DA006

F02623DA012

F02623DA018

F02623DA030

F02623DA033

1-10V

F02623DB001

F02623DB006

F02623DB012

F02623DB018

F02623DB030

F02623DB033

Dali

F02623DD001

F02623DD006

F02623DD012

F02623DD018

F02623DD030

F02623DD033

4000K

Non Dimmable

F02624DA001

F02624DA006

F02624DA012

F02624DA018

F02624DA030

F02624DA033

1-10V

F02624DB001

F02624DB006

F02624DB012

F02624DB018

F02624DB030

F02624DB033

Dali

F02624DD001

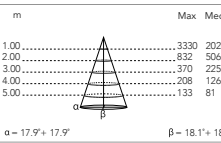
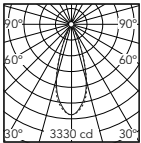
F02624DD006

F02624DD012

F02624DD018

F02624DD030

F02624DD033



@ 3000K

Optic Wide Flood 52°

Power Led: 17W - 1739 lm ≠ FIXT 1303 lm - 2700K/CRI 80 - 220-240V / 17W - 1803 lm ≠ FIXT 1357 lm - 3000K/CRI 80 - 220-240V / 17W - 1868 lm ≠ FIXT 1411 lm - 4000K/CRI 80 - 220-240V

2700K

Non Dimmable

F02622EA001

F02622EA006

F02622EA012

F02622EA018

F02622EA030

F02622EA033

1-10V

F02622EB001

F02622EB006

F02622EB012

F02622EB018

F02622EB030

F02622EB033

Dali

F02622ED001

F02622ED006

F02622ED012

F02622ED018

F02622ED030

F02622ED033

3000K

Non Dimmable

F02623EA001

F02623EA006

F02623EA012

F02623EA018

F02623EA030

F02623EA033

1-10V

F02623EB001

F02623EB006

F02623EB012

F02623EB018

F02623EB030

F02623EB033

Dali

F02623ED001

F02623ED006

F02623ED012

F02623ED018

F02623ED030

F02623ED033

4000K

Non Dimmable

F02624EA001

F02624EA006

F02624EA012

F02624EA018

F02624EA030

F02624EA033

1-10V

F02624EB001

F02624EB006

F02624EB012

F02624EB018

F02624EB030

F02624EB033

Dali

F02624ED001

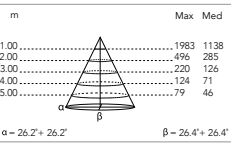
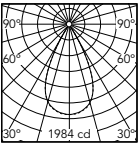
F02624ED006

F02624ED012

F02624ED018

F02624ED030

F02624ED033



@ 3000K

Optic Elliptical 1 14° x 50°

Power Led: 17W - 1739 lm ≠ FIXT 1315 lm - 2700K/CRI 80 - 220-240V / 17W - 1803 lm ≠ FIXT 1364 lm - 3000K/CRI 80 - 220-240V / 17W - 1868 lm ≠ FIXT 1410 lm - 4000K/CRI 80 - 220-240V

2700K

Non Dimmable

F02622FA001

F02622FA006

F02622FA012

F02622FA018

F02622FA030

F02622FA033

1-10V

F02622FB001

F02622FB006

F02622FB012

F02622FB018

F02622FB030

F02622FB033

Dali

F02622FD001

F02622FD006

F02622FD012

F02622FD018

F02622FD030

F02622FD033

3000K

Non Dimmable

F02623FA001

F02623FA006

F02623FA012

F02623FA018

F02623FA030

F02623FA033

1-10V

F02623FB001

F02623FB006

F02623FB012

F02623FB018

F02623FB030

F02623FB033

Dali

F02623FD001

F02623FD006

F02623FD012

F02623FD018

F02623FD030

F02623FD033

4000K

Non Dimmable

F02624FA001

F02624FA006

F02624FA012

F02624FA018

F02624FA030

F02624FA033

1-10V

F02624FB001

F02624FB006

F02624FB012

F02624FB018

F02624FB030

F02624FB033

Dali

F02624FD001

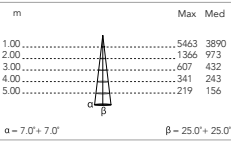
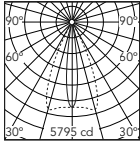
F02624FD006

F02624FD012

F02624FD018

F02624FD030

F02624FD033



@ 3000K

Spine

132

Optic Elliptical 2 25° x 52°

Power Led: 17W - 1739 lm ≠ FIXT 1298 lm - 2700K/CRI 80 - 220-240V / 17W - 1803 lm ≠ FIXT 1351 lm - 3000K/CRI 80 - 220-240V / 17W - 1868 lm ≠ FIXT 1393 lm - 4000K/CRI 80 - 220-240V

2700K

Non Dimmable

- F02622GA001
- F02622GA006
- F02622GA012
- F02622GA018
- F02622GA030
- F02622GA033

1-10V

- F02622GB001
- F02622GB006
- F02622GB012
- F02622GB018
- F02622GB030
- F02622GB033

Dali

- F02622GD001
- F02622GD006
- F02622GD012
- F02622GD018
- F02622GD030
- F02622GD033

3000K

Non Dimmable

- F02623GA001
- F02623GA006
- F02623GA012
- F02623GA018
- F02623GA030
- F02623GA033

1-10V

- F02623GB001
- F02623GB006
- F02623GB012
- F02623GB018
- F02623GB030
- F02623GB033

Dali

- F02623GD001
- F02623GD006
- F02623GD012
- F02623GD018
- F02623GD030
- F02623GD033

4000K

Non Dimmable

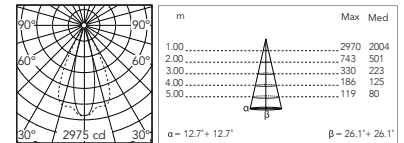
- F02624GA001
- F02624GA006
- F02624GA012
- F02624GA018
- F02624GA030
- F02624GA033

1-10V

- F02624GB001
- F02624GB006
- F02624GB012
- F02624GB018
- F02624GB030
- F02624GB033

Dali

- F02624GD001
- F02624GD006
- F02624GD012
- F02624GD018
- F02624GD030
- F02624GD033



Optic Wall Washer

Power Led: 17W - 1739 lm ≠ FIXT 1277 lm - 2700K/CRI 80 - 220-240V / 17W - 1803 lm ≠ FIXT 1325 lm - 3000K/CRI 80 - 220-240V / 17W - 1868 lm ≠ FIXT 1370 lm - 4000K/CRI 80 - 220-240V

2700K

Non Dimmable

- F02622HA001
- F02622HA006
- F02622HA012
- F02622HA018
- F02622HA030
- F02622HA033

1-10V

- F02622HB001
- F02622HB006
- F02622HB012
- F02622HB018
- F02622HB030
- F02622HB033

Dali

- F02622HD001
- F02622HD006
- F02622HD012
- F02622HD018
- F02622HD030
- F02622HD033

3000K

Non Dimmable

- F02623HA001
- F02623HA006
- F02623HA012
- F02623HA018
- F02623HA030
- F02623HA033

1-10V

- F02623HB001
- F02623HB006
- F02623HB012
- F02623HB018
- F02623HB030
- F02623HB033

Dali

- F02623HD001
- F02623HD006
- F02623HD012
- F02623HD018
- F02623HD030
- F02623HD033

4000K

Non Dimmable

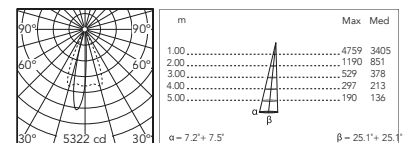
- F02624HA001
- F02624HA006
- F02624HA012
- F02624HA018
- F02624HA030
- F02624HA033

1-10V


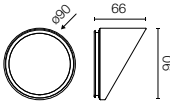

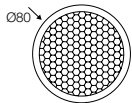

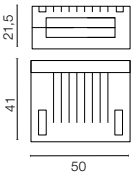

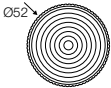



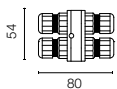



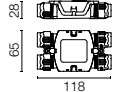
- F02624HB001
- F02624HB006
- F02624HB012
- F02624HB018
- F02624HB030
- F02624HB033

Dali

- F02624HD001
- F02624HD006
- F02624HD012
- F02624HD018
- F02624HD030
- F02624HD033



Spine T 2 Ultra: Accessori / Accessories

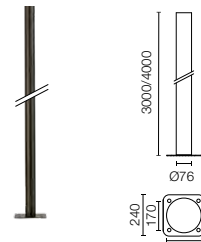
Visor	Visor	<div><div></div><div></div><div></div><div></div><div></div><div></div></div> <div>F026Z050001 F026Z050006 F026Z050012 F026Z050018 F026Z050030 F026Z050033</div>	 
Honeycomb	Honeycomb Louvre	F026Z060000	 
Gelbox IPX8 per connessione elettrica.	Gelbox IPX8 for splicing connectors.	F990C110000	 
Lenti converter / Converter lenses: - Converter Spine 2 Optic Medium Flood - Converter Spine 2 Optic Flood - Converter Spine 2 Optic Wide Flood - Converter Spine 2 Optic Elliptic 1 - Converter Spine 2 Optic Elliptic 2 - Converter Spine 2 Optic Wall Washer		F029Z020000 F029Z021000 F029Z022000 F029Z023000 F029Z024000 F029Z025000	 
Sistema di giunzione IP68 H2O Stop anti-condensa a 2 vie 4 poli.	2 way terminal block 4 poles IP68 H2O Stop.	F990C00A000	 
Sistema di giunzione IP68 H2O Stop anti-condensa a 3/4 vie 4 poli. (Ø5,5÷12mm cavo).	3/4 way terminal block 4 poles IP68 H2O Stop. (ø5,5÷12mm cable).	F990C010000	 
Kit connettore 5 poli presa volante + spina EU IP68.	Connector kit 5-pole flying socket + EU plug IP68.	F990C080000	 
Scatola di derivazione 5 poli 4 vie IP68 (cavi 6-14 mm).	4 way junction box 5 poles IP68 (6-14 mm cables).	F990C030000	 

Spine T: Accessori / Accessories

Palo Ø76 mm in alluminio verniciato con base

Spine, Ø76 mm, painted aluminum pole with foot.

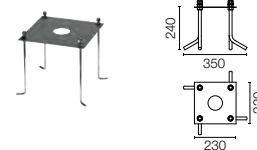
- H: 3000 mm
 ● F026Z200006
 ● F026Z200018
 ● F026Z200033
 H: 4000 mm
 ● F026Z210006
 ● F026Z210018
 ● F026Z210033



Piastra tirafondi per versione Palo Ø76 mm in alluminio con base.

Base plate with bolt for aluminium Pole Ø76 mm with base version.

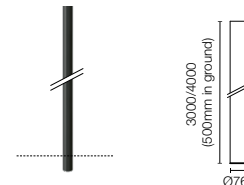
F990G300000



Palo Ø76 mm in alluminio verniciato da interrare (+500 mm interrati).

Spine, Ø76 mm, painted aluminum pole for in ground installation (+500 mm into the ground)

- H: 3000 mm
 ● F026Z220006
 ● F026Z220018
 ● F026Z220033
 H: 4000 mm
 ● F026Z230006
 ● F026Z230018
 ● F026Z230033



Palo Ø76 mm con Base e Portella con Morsettiera.

Pole Ø76 mm with Base and Access Door. With Terminal Block 4x1,5-16mmq.

- H 3500 mm
 ● FA24806
 ● FA24833
 H 4500 mm
 ● FA24906
 ● FA24933



Palo Ø76 mm da Interrare (+500 mm Interrati) e Portella con Morsettiera

Pole Ø76 mm In-Ground (+500 mm Root) With Access Door. With Terminal Block 4x1,5-16mmq.

- H 3500 mm
 ● FA25006
 ● FA25033
 H 4500 mm
 ● FA25106
 ● FA25133



Palo Ø102 mm con Base e Portella con Morsettiera.

Pole Ø102 mm with Base and Access Door With Terminal Block 4x1,5-16mmq.

- H 4000 mm
 ● FA414006
 ● FA414033
 H 5000 mm
 ● FA415006
 ● FA415033



Palo Ø102 mm da Interrare (+500 mm Interrati) e Portella con Morsettiera

Pole Ø102 mm In-Ground (+500 mm Root) With Access Door With Terminal Block 4x1,5-16mmq

- H 4000 mm
 ● FA414506
 ● FA414533
 H 5000 mm
 ● FA415506
 ● FA415533



Piastra tirafondi per palo Ø76 mm o Ø102 mm con base.

Bolt plate for Pole Ø76 mm or Ø102 mm with base.

FA116



Pointbreak

Designed by Pjero Lissoni





Pointbreak Ballisage 2



Pointbreak Wall 1





Famiglia / Family

Pointbreak Bollard 1




Power Led
5,6W
274 lm - 2700K/CRI 80
285 lm - 3000K/CRI 80
307 lm - 4000K/CRI 80
2200K available on request.

Pointbreak Balisage 1



Power Led
5,6W
274 lm - 2700K/CRI 80
285 lm - 3000K/CRI 80
307 lm - 4000K/CRI 80
2200K available on request.

Pointbreak Bollard 2



Power Led
12,5W
600 lm - 2700K/CRI 80
624 lm - 3000K/CRI 80
672 lm - 4000K/CRI 80
2200K available on request.

Pointbreak Balisage 2



Power Led
12,5W
600 lm - 2700K/CRI 80
624 lm - 3000K/CRI 80
672 lm - 4000K/CRI 80
2200K available on request.

Colori / Colours



01 White



06 Grey



12 Forest Green



18 Deep Brown



30 Black



33 Anthracite

Pointbreak Wall 0



Power Led

2,1W
up to 101 lm - 2700K/CRI 80
up to 104 lm - 3000K/CRI 80
up to 108 lm - 4000K/CRI 80
[2200K available on request.](#)

Power Led

3,1W
up to 2x101 lm - 2700K/CRI 80
up to 2x104 lm - 3000K/CRI 80
up to 2x108 lm - 4000K/CRI 80
[2200K available on request.](#)

Pointbreak Wall 1



Power Led

5,5W
319 lm - 2700K/CRI 80
335 lm - 3000K/CRI 80
367 lm - 4000K/CRI 80

Power Led

12W
2x319 lm - 2700K/CRI 80
2x335 lm - 3000K/CRI 80
2x367 lm - 4000K/CRI 80

Pointbreak Wall 2



Power Led

17W
1108 lm - 2700K/CRI 80
1149 lm - 3000K/CRI 80
1190 lm - 4000K/CRI 80
[2200K available on request.](#)

Power Led

32W
2x1108 lm - 2700K/CRI 80
2x1149 lm - 3000K/CRI 80
2x1190 lm - 4000K/CRI 80
[2200K available on request.](#)

Pointbreak Ceiling 0



Power Led

2,1W
up to 101 lm - 2700K/CRI 80
up to 104 lm - 3000K/CRI 80
up to 108 lm - 4000K/CRI 80
[2200K available on request.](#)

Pointbreak Ceiling 1



Power Led

5,5W
319 lm - 2700K/CRI 80
335 lm - 3000K/CRI 80
367 lm - 4000K/CRI 80

Pointbreak Ceiling 2



Power Led

17W
1108 lm - 2700K/CRI 80
1149 lm - 3000K/CRI 80
1190 lm - 4000K/CRI 80
[2200K available on request.](#)

Pointbreak Bollard

Collezione di bollard per esterno dal ricco contenuto di design con sorgente luminosa a LED, caratterizzati dall'ottica ad altissima performance.

L'esclusiva forma supercerchio è declinata in tre dimensioni e tre altezze. Struttura corpo in alluminio estruso, testa dell'apparecchio in fusione di alluminio, diffusore in polycarbonato trasparente trattato superficialmente con antigraffio e stabilizzato ai raggi UV. L'ottica integrata nella testa permette una emissione luminosa asimmetrica radiale direzionata verso il basso e combinata con il riflettore in alluminio verniciato in nero assoluto evitano le riflessioni indirette per rispettare le vigenti leggi in materia di inquinamento luminoso.

Disponibile in differenti finiture con rivestimento a doppio strato di polveri e sottoposte a trattamento di conversione chimica superficiale per una elevata resistenza alla corrosione.

Le versioni bollard possono essere installate facilmente a terra su qualsiasi pavimento con tasselli tramite base in tecnopolimero ad altissima resistenza ed esente da fenomeno di corrosione ed elemento di fissaggio che ne permette la regolazione fine, oppure utilizzando l'accessorio dedicato piastra di ancoraggio per rendere la base del prodotto totalmente solidale con la pavimentazione. Le viterie di fissaggio del paletto sono in acciaio inox AISI 316L brunite per le finiture scure.

Pointbreak Balisage

Collezione di apparecchi semincasso balisage per esterno dal ricco contenuto di design con sorgente luminosa a LED, caratterizzati dall'ottica ad altissima performance.

L'esclusiva forma del supercerchio è declinata in due dimensioni e due altezze. Struttura corpo in alluminio estruso, testa dell'apparecchio in fusione di alluminio, diffusore in polycarbonato trasparente trattato superficialmente con antigraffio e stabilizzato ai raggi UV. L'ottica integrata nella testa permette una emissione luminosa asimmetrica radiale direzionata verso il basso e combinata con il riflettore in alluminio verniciato in nero assoluto evitano le riflessioni indirette per rispettare le vigenti leggi in materia di inquinamento luminoso.

Disponibile in differenti finiture con rivestimento a doppio strato di polveri e sottoposte a trattamento di conversione chimica superficiale per una elevata resistenza alla corrosione.

Tattamento brevettato ACT (anti corrosion treatment) per la parte incassata nel terreno.

Le versioni balisage possono essere installate facilmente nel terreno mediante l'utilizzo di apposita cassaforma obbligatoria, da ordinare separatamente.

Pointbreak Wall

Collezione di apparecchi a parete per esterno dal ricco contenuto di design con sorgente luminosa a LED, caratterizzati dall'ottica ad altissima performance.

L'esclusiva forma del supercerchio è declinata in tre dimensioni, ad emissione monodirezionale o bidirezionale. Struttura in fusione di alluminio con vetro trasparente di chiusura. L'ottica integrata, arretrata nella parte inferiore, utilizza lenti brevettate ed è protetta da una schermatura in nero assoluto, per ottimizzare il confort visivo e contemporaneamente mantenere una elevata performance.

Disponibile in differenti finiture con rivestimento a doppio strato di polveri e sottoposte a trattamento di conversione chimica superficiale per una elevata resistenza alla corrosione.

L'installazione viene effettuata tramite staffa in PBT (Poli-butilene tereftalato) ad altissima resistenza ed esente da fenomeno di corrosione. Doppio pressacavo installato direttamente sul corpo dell'apparecchio per consentire il cablaggio entra-esce.

Pointbreak Ceiling

Collezione di apparecchi a soffitto per esterno dal ricco contenuto di design con sorgente luminosa a LED, caratterizzati dall'ottica ad altissima performance.

L'esclusiva forma del supercerchio è declinata in tre dimensioni. Struttura in fusione di alluminio, con vetro trasparente di chiusura. L'ottica integrata, arretrata nella parte inferiore, utilizza lenti brevettate ed è protetta da una schermatura in nero assoluto, per ottimizzare il confort visivo e contemporaneamente mantenere una elevata performance.

Disponibile in differenti finiture con rivestimento a doppio strato di polveri e sottoposte a trattamento di conversione chimica superficiale per una elevata resistenza alla corrosione.

L'installazione viene effettuata tramite elemento di fissaggio che ne permette la regolazione fine. Doppio pressacavo installato direttamente sul corpo dell'apparecchio per consentire il cablaggio entra-esce.

Pointbreak Bollard

Collection of outdoor bollards with an exclusive design and LED light source, characterized by high-performance optics. The unique squircle shape is available in three sizes and three heights. The body structure comes in extruded aluminum, the head of the luminaire in cast aluminum, and the diffuser is made of transparent, UV-stabilized polycarbonate with scratch-resistant surface treatment. The optics integrated in the head allows an asymmetric, downward radial light emission that, combined with an aluminum reflector painted in absolute black, avoids indirect reflections in compliance with current light pollution laws.

Available in different finishes with a double layer of powder coating and chemical conversion surface treatment to ensure high resistance against corrosion.

Bollard versions may be easily installed on any flooring on the ground with anchors by using the high-resistance, corrosion-free technopolymer base and a fixing element, allowing a fine adjustment; or by using the specific accessory anchoring plate for a flawless integration of the base of the product with the ground. The anchoring hardware is made of AISI 316L burnished for dark finishes.

Pointbreak Balisage

Collection of partially-recessed outdoor luminaires with an exclusive design and LED light source, characterized by high-performance optics.

The unique squircle shape is available in two sizes and two heights. The body structure comes in extruded aluminum, the head of the luminaire in cast aluminum, and the diffuser is made of transparent, UV-stabilized polycarbonate with scratch-resistant surface treatment. The optics integrated in the head allows an asymmetric, downward radial light emission that, combined with an aluminum reflector painted in absolute black, avoids indirect reflections in compliance with current light pollution laws.

Available in different finishes with a double layer of powder coating and chemical conversion surface treatment to ensure high resistance against corrosion.

Patented anticorrosive treatment (ACT) for the part fitted into the ground.

Balisage versions are easily installed on the ground with a mandatory special box for installation, to be ordered separately.

Pointbreak Wall

Collection of outdoor wall luminaires with an exclusive design and LED light source, characterized by high-performance optics.

The unique squircle shape is available in three sizes, with uni- or bi-directional emission. Cast aluminum structure with transparent closing glass. The integrated optics, located at the bottom, uses patented lenses and is protected by an absolute black screening to optimize visual comfort while maintaining high performance.

Available in different finishes with a double layer of powder coating and chemical conversion surface treatment to ensure high resistance against corrosion.

The installation is made using a highly resistant and corrosion-free PBT (polybutylenterephthalate) bracket. Double cable gland installed directly in the body of the luminaire for inlet and outlet connection.

Pointbreak Ceiling

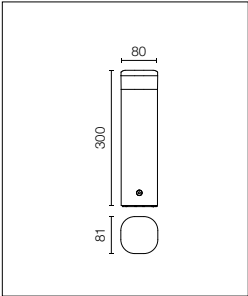

Collection of outdoor ceiling luminaires with an exclusive design and LED light source, characterized by high-performance optics.






The unique squircle shape is available in three sizes. Cast aluminum structure with transparent closing glass. The integrated optics, located at the bottom, uses patented lenses and is protected by an absolute black screening to optimize visual comfort while maintaining high performance.

Available in different finishes with a double layer of powder coating and chemical conversion surface treatment to ensure high resistance against corrosion.

Installation is made with a fixing component that allows a fine adjustment. Double cable gland installed directly in the body of the luminaire for inlet and outlet connection.

Pointbreak Bollard 1 - 300





Sorgente luminosa a LED inclusa.
Alimentazione elettrica 220-240V
ON/OFF e dimmerabile 1-10V o DALI
integrata. Dotato di uno spezzone di
cavo uscente in neoprene. Sistema
di giunzione IP68 da ordinare separa-
tamente. L'apparecchio è installabile
su qualsiasi pavimento per mezzo
di tasselli. Piastra di ancoraggio per
l'installazione su pavimentazione da
gettare con plinto di cemento da
ordinare separatamente.

LED light source included.
Integrated 220-240V ON/OFF
and 1-10V/DALI dimmable
electrical power. Equipped with
one piece of neoprene output
cable. IP68 junction system to be
ordered separately. The luminaire
may be easily installed on any
type of floor with anchors. The
anchoring plate for installation on
flooring to be concreted must be
ordered separately.

2200K disponibile su richiesta.

2200K available on request.

Mid - Power Led: 5,6W - 576 lm ≠ FIXT 274 lm - 2700K/CRI>80 - 220-240V / 5,6W - 600 lm ≠ FIXT 285 lm - 3000K/CRI>80 - 220-240V / 5,6W - 625 lm ≠ FIXT 307 lm - 4000/CRI>80 - 220-240V

2700K
Non Dimmable

- F023E2AA001
- F023E2AA006
- F023E2AA012
- F023E2AA018
- F023E2AA030
- F023E2AA033

1-10V

- F023E2AB001
- F023E2AB006
- F023E2AB012
- F023E2AB018
- F023E2AB030
- F023E2AB033

Dali

- F023E2AD001
- F023E2AD006
- F023E2AD012
- F023E2AD018
- F023E2AD030
- F023E2AD033

3000K
Non Dimmable

- F023E3AA001
- F023E3AA006
- F023E3AA012
- F023E3AA018
- F023E3AA030
- F023E3AA033

1-10V

- F023E3AB001
- F023E3AB006
- F023E3AB012
- F023E3AB018
- F023E3AB030
- F023E3AB033

Dali

- F023E3AD001
- F023E3AD006
- F023E3AD012
- F023E3AD018
- F023E3AD030
- F023E3AD033

4000K
Non Dimmable

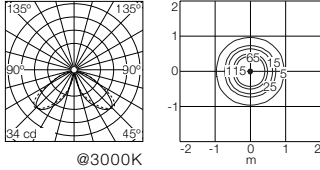
- F023E4AA001
- F023E4AA006
- F023E4AA012
- F023E4AA018
- F023E4AA030
- F023E4AA033

1-10V

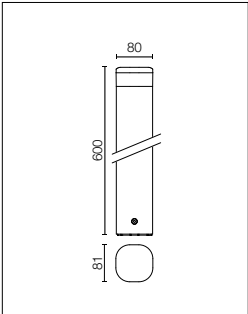

- F023E4AB001
- F023E4AB006
- F023E4AB012
- F023E4AB018
- F023E4AB030
- F023E4AB033






Dali

- F023E4AD001
- F023E4AD006
- F023E4AD012
- F023E4AD018
- F023E4AD030
- F023E4AD033



Pointbreak Bollard 1 - 600





Sorgente luminosa a LED inclusa.
Alimentazione elettrica 220-240V
ON/OFF e dimmerabile 1-10V o DALI
integrata. Dotato di uno spezzone di
cavo uscente in neoprene. Sistema
di giunzione IP68 da ordinare separa-
tamente. L'apparecchio è installabile
su qualsiasi pavimento per mezzo
di tasselli. Piastra di ancoraggio per
l'installazione su pavimentazione da
gettare con plinto di cemento da
ordinare separatamente.

LED light source included.
Integrated 220-240V ON/OFF
and 1-10V/DALI dimmable
electrical power. Equipped with
one piece of neoprene output
cable. IP68 junction system to be
ordered separately. The luminaire
may be easily installed on any
type of floor with anchors. The
anchoring plate for installation on
flooring to be concreted must be
ordered separately.

2200K disponibile su richiesta.

2200K available on request.

Mid - Power Led: 5,6W - 576 lm ≠ FIXT 274 lm - 2700K/CRI>80 - 220-240V / 5,6W - 600 lm ≠ FIXT 285 lm - 3000K/CRI>80 - 220-240V / 5,6W - 625 lm ≠ FIXT 307 lm - 4000/CRI>80 - 220-240V

2700K
Non Dimmable

- F023E2BA001
- F023E2BA006
- F023E2BA012
- F023E2BA018
- F023E2BA030
- F023E2BA033

1-10V

- F023E2BB001
- F023E2BB006
- F023E2BB012
- F023E2BB018
- F023E2BB030
- F023E2BB033

Dali

- F023E2BD001
- F023E2BD006
- F023E2BD012
- F023E2BD018
- F023E2BD030
- F023E2BD033

3000K
Non Dimmable

- F023E3BA001
- F023E3BA006
- F023E3BA012
- F023E3BA018
- F023E3BA030
- F023E3BA033

1-10V

- F023E3BB001
- F023E3BB006
- F023E3BB012
- F023E3BB018
- F023E3BB030
- F023E3BB033

Dali

- F023E3BD001
- F023E3BD006
- F023E3BD012
- F023E3BD018
- F023E3BD030
- F023E3BD033

4000K
Non Dimmable

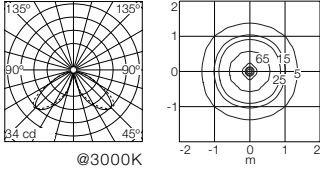
- F023E4BA001
- F023E4BA006
- F023E4BA012
- F023E4BA018
- F023E4BA030
- F023E4BA033

1-10V

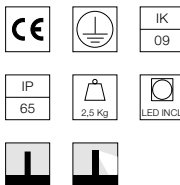
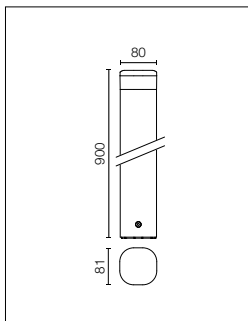
- F023E4BB001
- F023E4BB006
- F023E4BB012
- F023E4BB018
- F023E4BB030
- F023E4BB033

Dali

- F023E4BD001
- F023E4BD006
- F023E4BD012
- F023E4BD018
- F023E4BD030
- F023E4BD033



Pointbreak Bollard 1 - 900



Sorgente luminosa a LED inclusa. Alimentazione elettrica 220-240V ON/OFF e dimmerabile 1-10V o DALI integrata. Dotato di uno spezzone di cavo uscente in neoprene. Sistema di giunzione IP68 da ordinare separatamente. L'apparecchio è installabile su qualsiasi pavimento per mezzo di tasselli. Piastra di ancoraggio per l'installazione su pavimentazione da gettare con plinto di cemento da ordinare separatamente.

LED light source included. Integrated 220-240V ON/OFF and 1-10V/DALI dimmable electrical power. Equipped with one piece of neoprene output cable. IP68 junction system to be ordered separately. The luminaire may be easily installed on any type of floor with anchors. The anchoring plate for installation on flooring to be concreted must be ordered separately.

2200K disponibile su richiesta.

2200K available on request.

Mid - Power Led: 5,6W - 576 lm \neq FIXT 274 lm - 2700K/CRI>80 - 220-240V / 5,6W - 600 lm \neq FIXT 285 lm - 3000K/CRI>80 - 220-240V / 5,6W - 625 lm \neq FIXT 307 lm - 4000K/CRI>80 - 220-240V

2700K

Non Dimmable

- F023E2CA001
- F023E2CA006
- F023E2CA012
- F023E2CA018
- F023E2CA030
- F023E2CA033
- 1-10V
- F023E2CB001
- F023E2CB006
- F023E2CB012
- F023E2CB018
- F023E2CB030
- F023E2CB033
- Dali
- F023E2CD001
- F023E2CD006
- F023E2CD012
- F023E2CD018
- F023E2CD030
- F023E2CD033

3000K

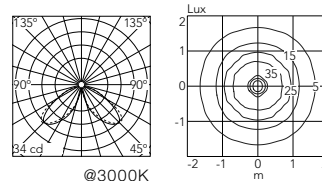
Non Dimmable

- F023E3CA001
- F023E3CA006
- F023E3CA012
- F023E3CA018
- F023E3CA030
- F023E3CA033
- 1-10V
- F023E3CB001
- F023E3CB006
- F023E3CB012
- F023E3CB018
- F023E3CB030
- F023E3CB033
- Dali
- F023E3CD001
- F023E3CD006
- F023E3CD012
- F023E3CD018
- F023E3CD030
- F023E3CD033

4000K

Non Dimmable

- F023E4CA001
- F023E4CA006
- F023E4CA012
- F023E4CA018
- F023E4CA030
- F023E4CA033
- 1-10V
- F023E4CB001
- F023E4CB006
- F023E4CB012
- F023E4CB018
- F023E4CB030
- F023E4CB033
- Dali
- F023E4CD001
- F023E4CD006
- F023E4CD012
- F023E4CD018
- F023E4CD030
- F023E4CD033



Pointbreak Mono Emission 180°

Pointbreak Bollard è anche disponibile in versione mono emissione (180°) grazie ad uno speciale otturatore sagomato integrato nel gruppo ottico stagno.

Su richiesta l'emissione può essere modificata per ottenere un'apertura di 90° o 270°.


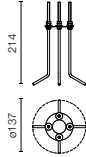

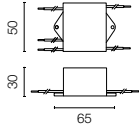
Pointbreak Bollard is also available as a single-emission version (180°) thanks to a special shaped shutter integrated in the watertight optical unit.

On request, the beam can be modified to 90° or 270°.



* Dati tecnici e fotometrie preliminari. / Preliminary technical specs and photometries.



Pointbreak: Accessori / Accessories

Piastra tirafondi.	Base plate with bolt.	Pointbreak Bollard 1 F023Z050000		
Dispositivo di protezione per il sovraccarico. 275 Vac. Corrente massima di scarica 10KA (8/29us). Massima corrente operativa 5A. Adatto per la connessione in serie. IP66.	Surge protection device. 275Vac. Maximum discharge current 10KA (8/20us). Maximum operating current 5A. Suitable for series connection. IP66.	Pointbreak Bollard F990E00A000		

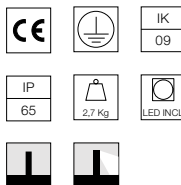
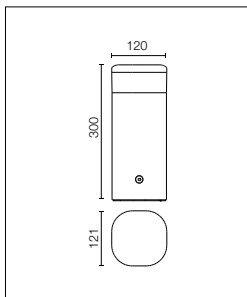
Pointbreak: Accessori per versioni non dimmable / Accessories for non-dimmable versions

Sistema di giunzione IP68 H2O Stop anti-condensa a 2 vie 4 poli.	2 way terminal block 4 poles IP68 H2O Stop.	F990C00A000		
Sistema di giunzione IP68 H2O Stop anti-condensa a 3/4 vie 4 poli. (Ø5,5÷12mm cavo).	3/4 way terminal block 4 poles IP68 H2O Stop. (ø5,5÷12mm cable).	F990C010000		

Pointbreak: Accessori per versioni Dimmerabili / Accessories for dimmable versions

Kit connettore 5 poli presa volante + spina EU IP68.	Connector kit 5-pole flying socket + EU plug IP68.	F990C080000		
Scatola di derivazione 5 poli 4 vie IP68 (cavi 6-14 mm).	4 way junction box 5 poles IP68 (6-14 mm cables).	F990C030000		

Pointbreak Bollard 2 - 300



Sorgente luminosa a LED inclusa. Alimentazione elettrica 220-240V ON/OFF e dimmerabile 1-10V o DALI integrata. Dotato di uno spezzone di cavo uscente in neoprene. Sistema di giunzione IP68 da ordinare separatamente. L'apparecchio è installabile su qualsiasi pavimento per mezzo di tasselli. Piastra di ancoraggio per l'installazione su pavimentazione da gettare con plinto di cemento da ordinare separatamente.

LED light source included. Integrated 220-240V ON/OFF and 1-10V/DALI dimmable electrical power. Equipped with one piece of neoprene output cable. IP68 junction system to be ordered separately. The luminaire may be easily installed on any type of floor with anchors. The anchoring plate for installation on flooring to be concreted must be ordered separately.

2200K disponibile su richiesta.

2200K available on request.

Mid - Power Led: 12,5W - 1374 lm ≠ FIXT 600 lm - 2700K/CRI>80 - 220-240V / 12,5W - 1429 lm ≠ FIXT 624 lm - 3000K/CRI>80 - 220-240V / 12,5W - 1538 lm ≠ FIXT 672 lm - 4000K/CRI>80 - 220-240V

2700K

Non Dimmable

- F023F2AA001
- F023F2AA006
- F023F2AA012
- F023F2AA018
- F023F2AA030
- F023F2AA033
- 1-10V
- F023F2AB001
- F023F2AB006
- F023F2AB012
- F023F2AB018
- F023F2AB030
- F023F2AB033
- Dali
- F023F2AD001
- F023F2AD006
- F023F2AD012
- F023F2AD018
- F023F2AD030
- F023F2AD033

3000K

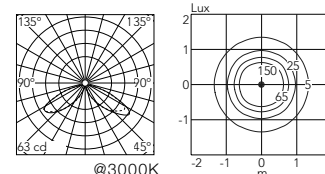
Non Dimmable

- F023F3AA001
- F023F3AA006
- F023F3AA012
- F023F3AA018
- F023F3AA030
- F023F3AA033
- 1-10V
- F023F3AB001
- F023F3AB006
- F023F3AB012
- F023F3AB018
- F023F3AB030
- F023F3AB033
- Dali
- F023F3AD001
- F023F3AD006
- F023F3AD012
- F023F3AD018
- F023F3AD030
- F023F3AD033

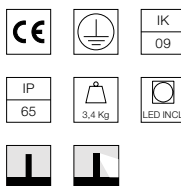
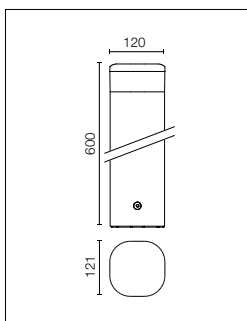
4000K

Non Dimmable

- F023F4AA001
- F023F4AA006
- F023F4AA012
- F023F4AA018
- F023F4AA030
- F023F4AA033
- 1-10V
- F023F4AB001
- F023F4AB006
- F023F4AB012
- F023F4AB018
- F023F4AB030
- F023F4AB033
- Dali
- F023F4AD001
- F023F4AD006
- F023F4AD012
- F023F4AD018
- F023F4AD030
- F023F4AD033



Pointbreak Bollard 2 - 600



Sorgente luminosa a LED inclusa. Alimentazione elettrica 220-240V ON/OFF e dimmerabile 1-10V o DALI integrata. Dotato di uno spezzone di cavo uscente in neoprene. Sistema di giunzione IP68 da ordinare separatamente. L'apparecchio è installabile su qualsiasi pavimento per mezzo di tasselli. Piastra di ancoraggio per l'installazione su pavimentazione da gettare con plinto di cemento da ordinare separatamente.

LED light source included. Integrated 220-240V ON/OFF and 1-10V/DALI dimmable electrical power. Equipped with one piece of neoprene output cable. IP68 junction system to be ordered separately. The luminaire may be easily installed on any type of floor with anchors. The anchoring plate for installation on flooring to be concreted must be ordered separately.

2200K disponibile su richiesta.

2200K available on request.

Mid - Power Led: 12,5W - 1374 lm ≠ FIXT 600 lm - 2700K/CRI>80 - 220-240V / 12,5W - 1429 lm ≠ FIXT 624 lm - 3000K/CRI>80 - 220-240V / 12,5W - 1538 lm ≠ FIXT 672 lm - 4000K/CRI>80 - 220-240V

2700K

Non Dimmable

- F023F2BA001
- F023F2BA006
- F023F2BA012
- F023F2BA018
- F023F2BA030
- F023F2BA033
- 1-10V
- F023F2BB001
- F023F2BB006
- F023F2BB012
- F023F2BB018
- F023F2BB030
- F023F2BB033
- Dali
- F023F2BD001
- F023F2BD006
- F023F2BD012
- F023F2BD018
- F023F2BD030
- F023F2BD033

3000K

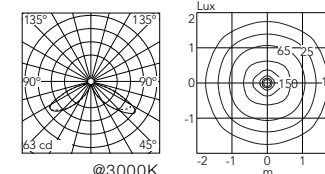
Non Dimmable

- F023F3BA001
- F023F3BA006
- F023F3BA012
- F023F3BA018
- F023F3BA030
- F023F3BA033
- 1-10V
- F023F3BB001
- F023F3BB006
- F023F3BB012
- F023F3BB018
- F023F3BB030
- F023F3BB033
- Dali
- F023F3BD001
- F023F3BD006
- F023F3BD012
- F023F3BD018
- F023F3BD030
- F023F3BD033

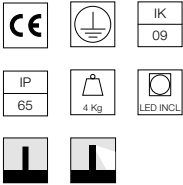
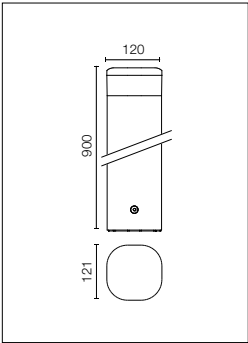
4000K

Non Dimmable

- F023F4BA001
- F023F4BA006
- F023F4BA012
- F023F4BA018
- F023F4BA030
- F023F4BA033
- 1-10V
- F023F4BB001
- F023F4BB006
- F023F4BB012
- F023F4BB018
- F023F4BB030
- F023F4BB033
- Dali
- F023F4BD001
- F023F4BD006
- F023F4BD012
- F023F4BD018
- F023F4BD030
- F023F4BD033



Pointbreak Bollard 2 - 900



Sorgente luminosa a LED inclusa. Alimentazione elettrica 220-240V ON/OFF e dimmerabile 1-10V o DALI integrata. Dotato di uno spezzone di cavo uscente in neoprene. Sistema di giunzione IP68 da ordinare separatamente. L'apparecchio è installabile su qualsiasi pavimento per mezzo di tasselli. Piastra di ancoraggio per l'installazione su pavimentazione da gettare con plinto di cemento da ordinare separatamente.

LED light source included. Integrated 220-240V ON/OFF and 1-10V/DALI dimmable electrical power. Equipped with one piece of neoprene output cable. IP68 junction system to be ordered separately. The luminaire may be easily installed on any type of floor with anchors. The anchoring plate for installation on flooring to be concreted must be ordered separately.

2200K disponibile su richiesta.

2200K available on request.

Mid - Power Led: 12,5W - 1374 lm ≠ FIXT 600 lm - 2700K/CRI>80 - 220-240V / 12,5W - 1429 lm ≠ FIXT 624 lm - 3000K/CRI>80 - 220-240V / 12,5W - 1538 lm ≠ FIXT 672 lm - 4000/CRI>80 - 220-240V

2700K

Non Dimmable

- F023F2CA001
 - F023F2CA006
 - F023F2CA012
 - F023F2CA018
 - F023F2CA030
 - F023F2CA033
- 1-10V

- F023F2CB001
- F023F2CB006
- F023F2CB012
- F023F2CB018
- F023F2CB030
- F023F2CB033

Dali

- F023F2CD001
- F023F2CD006
- F023F2CD012
- F023F2CD018
- F023F2CD030
- F023F2CD033

3000K

Non Dimmable

- F023F3CA001
 - F023F3CA006
 - F023F3CA012
 - F023F3CA018
 - F023F3CA030
 - F023F3CA033
- 1-10V

- F023F3CB001
- F023F3CB006
- F023F3CB012
- F023F3CB018
- F023F3CB030
- F023F3CB033

Dali

- F023F3CD001
- F023F3CD006
- F023F3CD012
- F023F3CD018
- F023F3CD030
- F023F3CD033

4000K

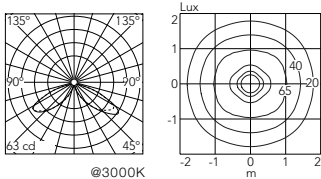
Non Dimmable

- F023F4CA001
 - F023F4CA006
 - F023F4CA012
 - F023F4CA018
 - F023F4CA030
 - F023F4CA033
- 1-10V

- F023F4CB001
- F023F4CB006
- F023F4CB012
- F023F4CB018
- F023F4CB030
- F023F4CB033

Dali

- F023F4CD001
- F023F4CD006
- F023F4CD012
- F023F4CD018
- F023F4CD030
- F023F4CD033



Pointbreak Mono Emission 180°

Pointbreak Bollard è anche disponibile in versione mono emissione (180°) grazie ad uno speciale otturatore sagomato integrato nel gruppo ottico stagno.

Su richiesta l'emissione può essere modificata per ottenere un'apertura di 90° o 270°.

Pointbreak Bollard is also available as a single-emission version (180°) thanks to a special shaped shutter integrated in the watertight optical unit.

On request, the beam can be modified to 90° or 270°.

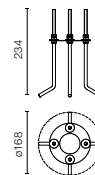


Pointbreak: Accessori / Accessories

Piastra tirafondi.

Base plate with bolt.

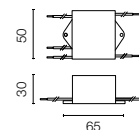
Pointbreak Bollard 2
F023Z060000



Dispositivo di protezione per il sovraccarico. 275 Vac. Corrente massima di scarica 10KA (8/29us). Massima corrente operativa 5A. Adatto per la connessione in serie. IP66.

Surge protection device. 275Vac. Maximum discharge current 10KA (8/20us). Maximum operating current 5A. Suitable for series connection. IP66.

Pointbreak Bollard
F990E00A000

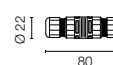


Pointbreak: Accessori per versioni non dimmable / Accessories for non-dimmable versions

Sistema di giunzione IP68 H2O Stop anti-condensa a 2 vie 4 poli.

2 way terminal block 4 poles IP68 H2O Stop.

F990C00A000



Sistema di giunzione IP68 H2O Stop anti-condensa a 3/4 vie 4 poli. (Ø5,5÷12mm cavo).

3/4 way terminal block 4 poles IP68 H2O Stop. (ø5,5÷12mm cable).

F990C010000



Pointbreak: Accessori per versioni Dimmerabili / Accessories for dimmable versions

Kit connettore 5 poli presa volante + spina EU IP68.

Connector kit 5-pole flying socket + EU plug IP68.

F990C080000



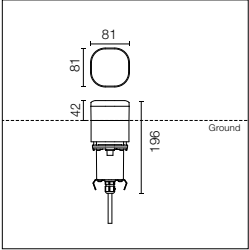

Scatola di derivazione 5 poli 4 vie IP68 (cavi 6-14 mm).









4 way junction box 5 poles IP68 (6-14 mm cables).

F990C030000



Pointbreak Balisage 1 - 40





Sorgente luminosa a LED inclusa. Alimentazione elettrica 220-240V ON/OFF e dimmerabile 1-10V o DALI integrata. Dotato di uno spezzone di cavo uscente in neoprene. Sistema di giunzione IP68 da ordinare separatamente. L'apparecchio è installabile con cassaforma obbligatoria da ordinare separatamente.

LED light source included. Integrated 220-240V ON/OFF and 1-10V/DALI dimmable electrical power. Equipped with one piece of neoprene output cable. IP68 junction system to be ordered separately. Luminaire must be installed with mandatory box for installation, ordered separately.

2200K disponibile su richiesta.

2200K available on request.

Mid - Power Led: 5,6W - 576 lm ≠ FIXT 274 lm - 2700K/CRI>80 - 220-240V / 5,6W - 600 lm ≠ FIXT 285 lm - 3000K/CRI>80 - 220-240V / 5,6W - 625 lm ≠ FIXT 307 lm - 4000/CRI>80 - 220-240V

2700K
Non Dimmable

- F023B2AA001
- F023B2AA006
- F023B2AA012
- F023B2AA018
- F023B2AA030
- F023B2AA033

1-10V

- F023B2AB001
- F023B2AB006
- F023B2AB012
- F023B2AB018
- F023B2AB030
- F023B2AB033

Dali

- F023B2AD001
- F023B2AD006
- F023B2AD012
- F023B2AD018
- F023B2AD030
- F023B2AD033

3000K
Non Dimmable

- F023B3AA001
- F023B3AA006
- F023B3AA012
- F023B3AA018
- F023B3AA030
- F023B3AA033

1-10V

- F023B3AB001
- F023B3AB006
- F023B3AB012
- F023B3AB018
- F023B3AB030
- F023B3AB033

Dali

- F023B3AD001
- F023B3AD006
- F023B3AD012
- F023B3AD018
- F023B3AD030
- F023B3AD033

4000K
Non Dimmable

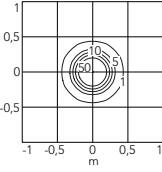
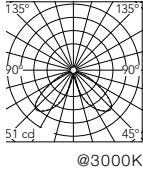
- F023B4AA001
- F023B4AA006
- F023B4AA012
- F023B4AA018
- F023B4AA030
- F023B4AA033

1-10V

- F023B4AB001
- F023B4AB006
- F023B4AB012
- F023B4AB018
- F023B4AB030
- F023B4AB033

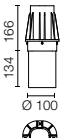

Dali

- F023B4AD001
- F023B4AD006
- F023B4AD012
- F023B4AD018
- F023B4AD030
- F023B4AD033

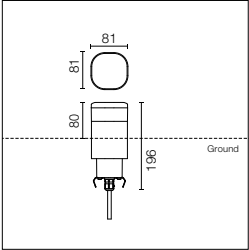











Cassaforma per l'installazione a terra / Box for ground installation.

F023Z020000



Pointbreak Balisage 1 - 80





Sorgente luminosa a LED inclusa. Alimentazione elettrica 220-240V ON/OFF e dimmerabile 1-10V o DALI integrata. Dotato di uno spezzone di cavo uscente in neoprene. Sistema di giunzione IP68 da ordinare separatamente. L'apparecchio è installabile con cassaforma obbligatoria da ordinare separatamente.

LED light source included. Integrated 220-240V ON/OFF and 1-10V/DALI dimmable electrical power. Equipped with one piece of neoprene output cable. IP68 junction system to be ordered separately. Luminaire must be installed with mandatory box for installation, ordered separately.

2200K disponibile su richiesta.

2200K available on request.

Mid - Power Led: 5,6W - 576 lm ≠ FIXT 274 lm - 2700K/CRI>80 - 220-240V / 5,6W - 600 lm ≠ FIXT 285 lm - 3000K/CRI>80 - 220-240V / 5,6W - 625 lm ≠ FIXT 307 lm - 4000/CRI>80 - 220-240V

2700K
Non Dimmable

- F023B2BA001
- F023B2BA006
- F023B2BA012
- F023B2BA018
- F023B2BA030
- F023B2BA033

1-10V

- F023B2BB001
- F023B2BB006
- F023B2BB012
- F023B2BB018
- F023B2BB030
- F023B2BB033

Dali

- F023B2BD001
- F023B2BD006
- F023B2BD012
- F023B2BD018
- F023B2BD030
- F023B2BD033

3000K
Non Dimmable

- F023B3BA001
- F023B3BA006
- F023B3BA012
- F023B3BA018
- F023B3BA030
- F023B3BA033

1-10V

- F023B3BB001
- F023B3BB006
- F023B3BB012
- F023B3BB018
- F023B3BB030
- F023B3BB033

Dali

- F023B3BD001
- F023B3BD006
- F023B3BD012
- F023B3BD018
- F023B3BD030
- F023B3BD033

4000K
Non Dimmable

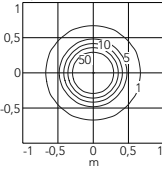
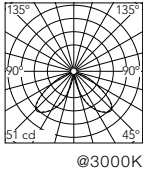
- F023B4BA001
- F023B4BA006
- F023B4BA012
- F023B4BA018
- F023B4BA030
- F023B4BA033

1-10V

- F023B4BB001
- F023B4BB006
- F023B4BB012
- F023B4BB018
- F023B4BB030
- F023B4BB033

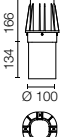

Dali

- F023B4BD001
- F023B4BD006
- F023B4BD012
- F023B4BD018
- F023B4BD030
- F023B4BD033



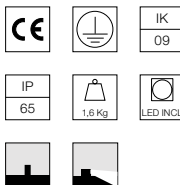
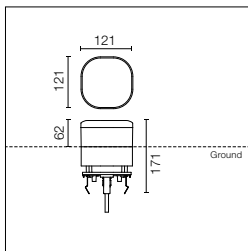
Cassaforma per l'installazione a terra / Box for ground installation.

F023Z020000



* Dati tecnici e fotometrie preliminari. / Preliminary technical specs and photometries.

Pointbreak Balisage 2 - 60



Sorgente luminosa a LED inclusa. Alimentazione elettrica 220-240V ON/OFF e dimmerabile 1-10V o DALI integrata. Dotato di uno spezzone di cavo uscente in neoprene. Sistema di giunzione IP68 da ordinare separatamente. L'apparecchio è installabile con cassaforma obbligatoria da ordinare separatamente.

LED light source included. Integrated 220-240V ON/OFF and 1-10V/DALI dimmable electrical power. Equipped with one piece of neoprene output cable. IP68 junction system to be ordered separately. Luminaire must be installed with mandatory box for installation, ordered separately.

2200K disponibile su richiesta.

2200K available on request.

Mid - Power Led: 12,5W - 1374 lm ≠ FIXT 600 lm - 2700K/CRI>80 - 220-240V / 12,5W - 1429 lm ≠ FIXT 624 lm - 3000K/CRI>80 - 220-240V / 12,5W - 1538 lm ≠ FIXT 672 lm - 4000K/CRI>80 - 220-240V

2700K

Non Dimmable

- F023C2CA001
- F023C2CA006
- F023C2CA012
- F023C2CA018
- F023C2CA030
- F023C2CA033
- 1-10V
- F023C2CB001
- F023C2CB006
- F023C2CB012
- F023C2CB018
- F023C2CB030
- F023C2CB033
- Dali
- F023C2CD001
- F023C2CD006
- F023C2CD012
- F023C2CD018
- F023C2CD030
- F023C2CD033

3000K

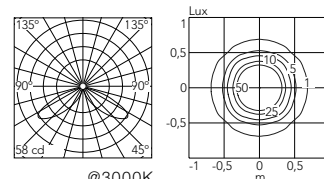
Non Dimmable

- F023C3CA001
- F023C3CA006
- F023C3CA012
- F023C3CA018
- F023C3CA030
- F023C3CA033
- 1-10V
- F023C3CB001
- F023C3CB006
- F023C3CB012
- F023C3CB018
- F023C3CB030
- F023C3CB033
- Dali
- F023C3CD001
- F023C3CD006
- F023C3CD012
- F023C3CD018
- F023C3CD030
- F023C3CD033

4000K

Non Dimmable

- F023C4CA001
- F023C4CA006
- F023C4CA012
- F023C4CA018
- F023C4CA030
- F023C4CA033
- 1-10V
- F023C4CB001
- F023C4CB006
- F023C4CB012
- F023C4CB018
- F023C4CB030
- F023C4CB033
- Dali
- F023C4CD001
- F023C4CD006
- F023C4CD012
- F023C4CD018
- F023C4CD030
- F023C4CD033

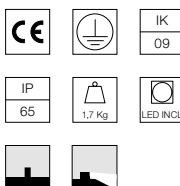
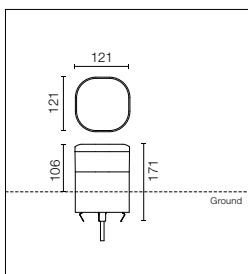


Cassaforma per l'installazione a terra / Box for ground installation.

F023Z030000



Pointbreak Balisage 2 - 105



Sorgente luminosa a LED inclusa. Alimentazione elettrica 220-240V ON/OFF e dimmerabile 1-10V o DALI integrata. Dotato di uno spezzone di cavo uscente in neoprene. Sistema di giunzione IP68 da ordinare separatamente. L'apparecchio è installabile con cassaforma obbligatoria da ordinare separatamente.

LED light source included. Integrated 220-240V ON/OFF and 1-10V/DALI dimmable electrical power. Equipped with one piece of neoprene output cable. IP68 junction system to be ordered separately. Luminaire must be installed with mandatory box for installation, ordered separately.

2200K disponibile su richiesta.

2200K available on request.

Mid - Power Led: 12,5W - 1374 lm ≠ FIXT 600 lm - 2700K/CRI>80 - 220-240V / 12,5W - 1429 lm ≠ FIXT 624 lm - 3000K/CRI>80 - 220-240V / 12,5W - 1538 lm ≠ FIXT 672 lm - 4000K/CRI>80 - 220-240V

2700K

Non Dimmable

- F023C2DA001
- F023C2DA006
- F023C2DA012
- F023C2DA018
- F023C2DA030
- F023C2DA033
- 1-10V
- F023C2DB001
- F023C2DB006
- F023C2DB012
- F023C2DB018
- F023C2DB030
- F023C2DB033
- Dali
- F023C2DD001
- F023C2DD006
- F023C2DD012
- F023C2DD018
- F023C2DD030
- F023C2DD033

3000K

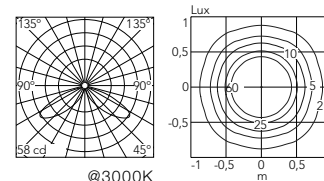
Non Dimmable

- F023C3DA001
- F023C3DA006
- F023C3DA012
- F023C3DA018
- F023C3DA030
- F023C3DA033
- 1-10V
- F023C3DB001
- F023C3DB006
- F023C3DB012
- F023C3DB018
- F023C3DB030
- F023C3DB033
- Dali
- F023C3DD001
- F023C3DD006
- F023C3DD012
- F023C3DD018
- F023C3DD030
- F023C3DD033

4000K

Non Dimmable

- F023C4DA001
- F023C4DA006
- F023C4DA012
- F023C4DA018
- F023C4DA030
- F023C4DA033
- 1-10V
- F023C4DB001
- F023C4DB006
- F023C4DB012
- F023C4DB018
- F023C4DB030
- F023C4DB033
- Dali
- F023C4DD001
- F023C4DD006
- F023C4DD012
- F023C4DD018
- F023C4DD030
- F023C4DD033

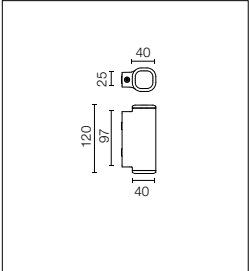






Cassaforma per l'installazione a terra / Box for ground installation.




F023Z040000






* Dati tecnici e fotometrie preliminari. / Preliminary technical specs and photometries.









Sorgente luminosa a LED inclusa. Alimentazione elettrica 220-240V ON/OFF integrata. Dotato di passacavo IP65 in gomma e morsetti a 2 poli a connessione rapida.

2200K disponibile su richiesta.

LED light source included. Integrated 220-240V ON/OFF electrical power. Equipped with IP65 rubber grommet and 2-pole quick-connect terminals.

2200K available on request.

Optic Spot

Power Led: 2,1W - 139 lm ≠ *FIXT 101 lm - 2700K/CRI>80 - 220-240V / 2,1W - 149 lm ≠ *FIXT 104 lm - 3000K/CRI>80 - 220-240V / 2,1W - 154 lm ≠ *FIXT 108 lm - 4000/CRI>80 - 220-240V
*FIXT lm = Spot Optic

2700K
Non Dimmable

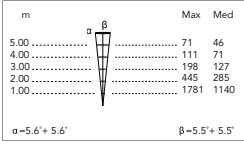
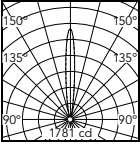
- F023G2EA001
- F023G2EA006
- F023G2EA012
- F023G2EA018
- F023G2EA030
- F023G2EA033

3000K
Non Dimmable

- F023G3EA001
- F023G3EA006
- F023G3EA012
- F023G3EA018
- F023G3EA030
- F023G3EA033

4000K
Non Dimmable

- F023G4EA001
- F023G4EA006
- F023G4EA012
- F023G4EA018
- F023G4EA030
- F023G4EA033



@3000K

Optic Medium

Power Led: 2,1W - 139 lm ≠ *FIXT 102 lm - 2700K/CRI>80 - 220-240V / 2,1W - 149 lm ≠ *FIXT 106 lm - 3000K/CRI>80 - 220-240V / 2,1W - 154 lm ≠ *FIXT 110 lm - 4000/CRI>80 - 220-240V
*FIXT lm = Spot Optic

2700K
Non Dimmable

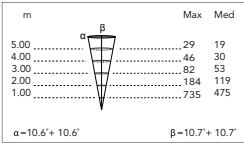
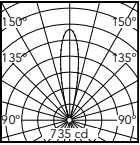
- F023G2FA001
- F023G2FA006
- F023G2FA012
- F023G2FA018
- F023G2FA030
- F023G2FA033

3000K
Non Dimmable

- F023G3FA001
- F023G3FA006
- F023G3FA012
- F023G3FA018
- F023G3FA030
- F023G3FA033

4000K
Non Dimmable

- F023G4FA001
- F023G4FA006
- F023G4FA012
- F023G4FA018
- F023G4FA030
- F023G4FA033



@3000K

Optic Flood

Power Led: 2,1W - 139 lm ≠ *FIXT 101 lm - 2700K/CRI>80 - 220-240V / 2,1W - 149 lm ≠ *FIXT 104 lm - 3000K/CRI>80 - 220-240V / 2,1W - 154 lm ≠ *FIXT 108 lm - 4000/CRI>80 - 220-240V
*FIXT lm = Spot Optic

2700K
Non Dimmable

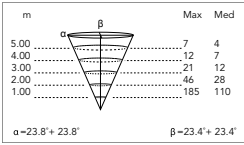
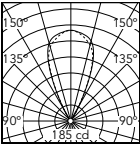
- F023G2GA001
- F023G2GA006
- F023G2GA012
- F023G2GA018
- F023G2GA030
- F023G2GA033

3000K
Non Dimmable

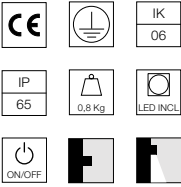
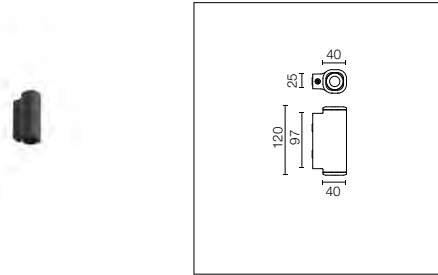
- F023G3GA001
- F023G3GA006
- F023G3GA012
- F023G3GA018
- F023G3GA030
- F023G3GA033

4000K
Non Dimmable

- F023G4GA001
- F023G4GA006
- F023G4GA012
- F023G4GA018
- F023G4GA030
- F023G4GA033



@3000K



Sorgente luminosa a LED inclusa. Alimentazione elettrica 220-240V ON/OFF integrata. Dotato di passacavo IP65 in gomma e morsetti a 2 poli a connessione rapida.

LED light source included. Integrated 220-240V ON/OFF electrical power. Equipped with IP65 rubber grommet and 2-pole quick-connect terminals.

2200K disponibile su richiesta.

2200K available on request.

Optic Spot

Power Led: 2,1W - 139 lm ≠ *FIXT 101 lm - 2700K/CRI>80 - 220-240V / 2,1W - 149 lm ≠ *FIXT 104 lm - 3000K/CRI>80 - 220-240V / 2,1W - 154 lm ≠ *FIXT 108 lm - 4000/CRI>80 - 220-240V
*FIXT lm = Spot Optic

2700K

Non Dimmable

- F023G2JA001
- F023G2JA006
- F023G2JA012
- F023G2JA018
- F023G2JA030
- F023G2JA033

3000K

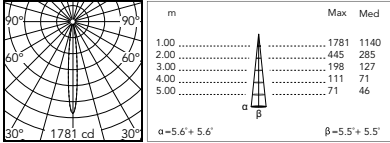
Non Dimmable

- F023G3JA001
- F023G3JA006
- F023G3JA012
- F023G3JA018
- F023G3JA030
- F023G3JA033

4000K

Non Dimmable

- F023G4JA001
- F023G4JA006
- F023G4JA012
- F023G4JA018
- F023G4JA030
- F023G4JA033



@3000K

Optic Medium

Power Led: 2,1W - 139 lm ≠ *FIXT 102 lm - 2700K/CRI>80 - 220-240V / 2,1W - 149 lm ≠ *FIXT 106 lm - 3000K/CRI>80 - 220-240V / 2,1W - 154 lm ≠ *FIXT 110 lm - 4000/CRI>80 - 220-240V
*FIXT lm = Spot Optic

2700K

Non Dimmable

- F023G2KA001
- F023G2KA006
- F023G2KA012
- F023G2KA018
- F023G2KA030
- F023G2KA033

3000K

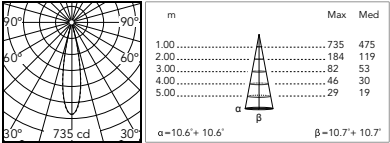
Non Dimmable

- F023G3KA001
- F023G3KA006
- F023G3KA012
- F023G3KA018
- F023G3KA030
- F023G3KA033

4000K

Non Dimmable

- F023G4KA001
- F023G4KA006
- F023G4KA012
- F023G4KA018
- F023G4KA030
- F023G4KA033



@3000K

Optic Flood

Power Led: 2,1W - 139 lm ≠ *FIXT 101 lm - 2700K/CRI>80 - 220-240V / 2,1W - 149 lm ≠ *FIXT 104 lm - 3000K/CRI>80 - 220-240V / 2,1W - 154 lm ≠ *FIXT 108 lm - 4000/CRI>80 - 220-240V
*FIXT lm = Spot Optic

2700K

Non Dimmable

- F023G2LA001
- F023G2LA006
- F023G2LA012
- F023G2LA018
- F023G2LA030
- F023G2LA033

3000K

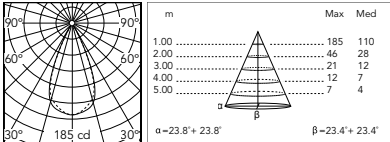
Non Dimmable

- F023G3LA001
- F023G3LA006
- F023G3LA012
- F023G3LA018
- F023G3LA030
- F023G3LA033

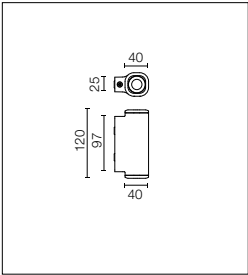

4000K









Non Dimmable

- F023G4LA001
- F023G4LA006
- F023G4LA012
- F023G4LA018
- F023G4LA030
- F023G4LA033



@3000K





Sorgente luminosa a LED inclusa. Alimentazione elettrica 220-240V ON/OFF integrata. Dotato di passacavo IP65 in gomma e morsetti a 2 poli a connessione rapida.

2200K disponibile su richiesta.

LED light source included. Integrated 220-240V ON/OFF electrical power. Equipped with IP65 rubber grommet and 2-pole quick-connect terminals.

2200K available on request.

Optic Spot

Power Led: 3,1W - 2x139 lm ≠ *FIXT 2x101 lm - 2700K/CRI>80 - 220-240V / 3,1W - 2x149 lm ≠ *FIXT 2x104 lm - 3000K/CRI>80 - 220-240V / 3,1W - 2x154 lm ≠ *FIXT 2x108 lm - 4000/CRI>80 - 220-240V
*FIXT lm = Spot Optic

2700K
Non Dimmable

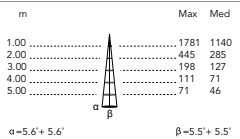
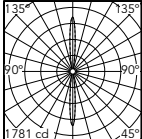
- F023G25A001
- F023G25A006
- F023G25A012
- F023G25A018
- F023G25A030
- F023G25A033

3000K
Non Dimmable

- F023G35A001
- F023G35A006
- F023G35A012
- F023G35A018
- F023G35A030
- F023G35A033

4000K
Non Dimmable

- F023G45A001
- F023G45A006
- F023G45A012
- F023G45A018
- F023G45A030
- F023G45A033



@3000K

Optic Medium

Power Led: 3,1W - 2x139 lm ≠ *FIXT 2x102 lm - 2700K/CRI>80 - 220-240V / 3,1W - 2x149 lm ≠ *FIXT 2x106 lm - 3000K/CRI>80 - 220-240V / 3,1W - 2x154 lm ≠ *FIXT 2x110 lm - 4000/CRI>80 - 220-240V
*FIXT lm = Spot Optic

2700K
Non Dimmable

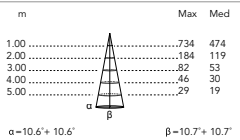
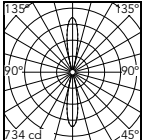
- F023G26A001
- F023G26A006
- F023G26A012
- F023G26A018
- F023G26A030
- F023G26A033

3000K
Non Dimmable

- F023G36A001
- F023G36A006
- F023G36A012
- F023G36A018
- F023G36A030
- F023G36A033

4000K
Non Dimmable

- F023G46A001
- F023G46A006
- F023G46A012
- F023G46A018
- F023G46A030
- F023G46A033



@3000K

Optic Flood

Power Led: 3,1W - 2x139 lm ≠ *FIXT 2x101 lm - 2700K/CRI>80 - 220-240V / 3,1W - 2x149 lm ≠ *FIXT 2x104 lm - 3000K/CRI>80 - 220-240V / 3,1W - 2x154 lm ≠ *FIXT 2x108 lm - 4000/CRI>80 - 220-240V
*FIXT lm = Spot Optic

2700K
Non Dimmable

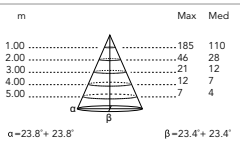
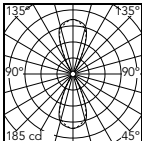
- F023G27A001
- F023G27A006
- F023G27A012
- F023G27A018
- F023G27A030
- F023G27A033

3000K
Non Dimmable

- F023G37A001
- F023G37A006
- F023G37A012
- F023G37A018
- F023G37A030
- F023G37A033

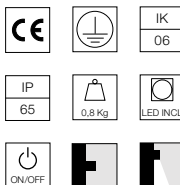
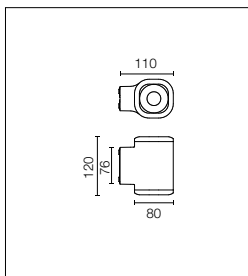
4000K
Non Dimmable

- F023G47A001
- F023G47A006
- F023G47A012
- F023G47A018
- F023G47A030
- F023G47A033



@3000K

* Dati tecnici preliminari. / Preliminary technical specs.



Sorgente luminosa a LED inclusa. Alimentazione elettrica 220-240V ON/OFF integrata. Dotato di doppio passacavo per collegamento entra-esce. A richiesta versione monoemissione verso l'alto/Up.

LED light source included. Integrated 220-240V ON/OFF electrical power. Equipped with double cable gland for inlet and outlet connection. Upwards, single emission version, available upon request.

Optic Spot

Power LED: 5,5W - 543 lm ≠ FIXT 319 lm - 2700K/CRI>80 - 220-240V / 5,5W - 570 lm ≠ FIXT 335 lm - 3000K/CRI>80 - 220-240V / 5,5W - 597 lm ≠ FIXT 367 lm - 4000/CRI>80 - 220-240V

2700K

Non Dimmable

- F023H21A001
- F023H21A006
- F023H21A012
- F023H21A018
- F023H21A030
- F023H21A033

3000K

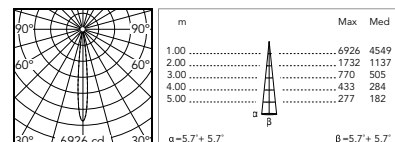
Non Dimmable

- F023H31A001
- F023H31A006
- F023H31A012
- F023H31A018
- F023H31A030
- F023H31A033

4000K

Non Dimmable

- F023H41A001
- F023H41A006
- F023H41A012
- F023H41A018
- F023H41A030
- F023H41A033



@3000K

Optic Medium

Power LED: 5,5W - 543 lm ≠ FIXT 350 lm - 2700K/CRI>80 - 220-240V / 5,5W - 570 lm ≠ FIXT 367 lm - 3000K/CRI>80 - 220-240V / 5,5W - 597 lm ≠ FIXT 402 lm - 4000/CRI>80 - 220-240V

2700K

Non Dimmable

- F023H22A001
- F023H22A006
- F023H22A012
- F023H22A018
- F023H22A030
- F023H22A033

3000K

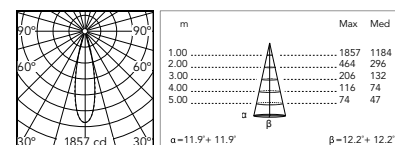
Non Dimmable

- F023H32A001
- F023H32A006
- F023H32A012
- F023H32A018
- F023H32A030
- F023H32A033

4000K

Non Dimmable

- F023H42A001
- F023H42A006
- F023H42A012
- F023H42A018
- F023H42A030
- F023H42A033



@3000K

Optic Flood

Power LED: 5,5W - 543 lm ≠ FIXT 311 lm - 2700K/CRI>80 - 220-240V / 5,5W - 570 lm ≠ FIXT 325 lm - 3000K/CRI>80 - 220-240V / 5,5W - 597 lm ≠ FIXT 356 lm - 4000/CRI>80 - 220-240V

2700K

Non Dimmable

- F023H23A001
- F023H23A006
- F023H23A012
- F023H23A018
- F023H23A030
- F023H23A033

3000K

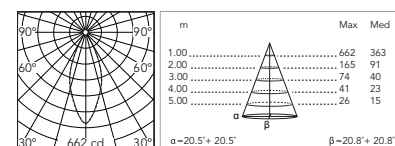
Non Dimmable

- F023H33A001
- F023H33A006
- F023H33A012
- F023H33A018
- F023H33A030
- F023H33A033

4000K

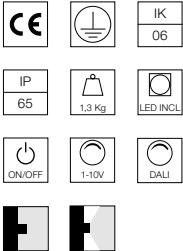
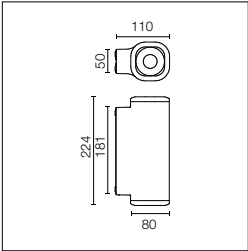
Non Dimmable

- F023H43A001
- F023H43A006
- F023H43A012
- F023H43A018
- F023H43A030
- F023H43A033



@3000K

Pointbreak Wall 1 Up&Down



Sorgente luminosa a LED inclusa. Alimentazione elettrica 220-240V ON/OFF e dimmerabile 1-10V o DALI integrata. Dotato di doppio passacavo per collegamento entra-esce.
A richiesta versione monoemissione verso l'alto o monoemissione verso il basso.

LED light source included. Integrated 220-240V ON/OFF and 1-10V/DALI dimmable electrical power. Equipped with double cable gland for inlet and outlet connection.
Upon request: Single upwards emission or single downwards emission.

Optic Spot

Power Led: 12W - 2x543 lm ≠ FIXT 2x319 lm - 2700K/CRI>80 - 220-240V / 12W - 2x570 lm ≠ FIXT 2x335 lm - 3000K/CRI>80 - 220-240V / 12W - 2x597 lm ≠ FIXT 2x367 lm - 4000/CRI>80 - 220-240V

- 2700K**
Non Dimmable

 - F023H25A001
 - F023H25A006
 - F023H25A012
 - F023H25A018
 - F023H25A030
 - F023H25A033

1-10V

 - F023H25B001
 - F023H25B006
 - F023H25B012
 - F023H25B018
 - F023H25B030
 - F023H25B033

Dali

 - F023H25D001
 - F023H25D006
 - F023H25D012
 - F023H25D018
 - F023H25D030
 - F023H25D033
- 3000K**
Non Dimmable

 - F023H35A001
 - F023H35A006
 - F023H35A012
 - F023H35A018
 - F023H35A030
 - F023H35A033

1-10V

 - F023H35B001
 - F023H35B006
 - F023H35B012
 - F023H35B018
 - F023H35B030
 - F023H35B033

Dali

 - F023H35D001
 - F023H35D006
 - F023H35D012
 - F023H35D018
 - F023H35D030
 - F023H35D033
- 4000K**
Non Dimmable

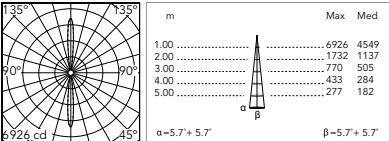
 - F023H45A001
 - F023H45A006
 - F023H45A012
 - F023H45A018
 - F023H45A030
 - F023H45A033

1-10V

 - F023H45B001
 - F023H45B006
 - F023H45B012
 - F023H45B018
 - F023H45B030
 - F023H45B033

Dali

 - F023H45D001
 - F023H45D006
 - F023H45D012
 - F023H45D018
 - F023H45D030
 - F023H45D033



@3000K

Optic Medium

Power Led: 12W - 2x543 lm ≠ FIXT 2x319 lm - 2700K/CRI>80 - 220-240V / 12W - 2x570 lm ≠ FIXT 2x367 lm - 3000K/CRI>80 - 220-240V / 12W - 2x597 lm ≠ FIXT 2x402 lm - 4000/CRI>80 - 220-240V

- 2700K**
Non Dimmable

 - F023H26A001
 - F023H26A006
 - F023H26A012
 - F023H26A018
 - F023H26A030
 - F023H26A033

1-10V

 - F023H26B001
 - F023H26B006
 - F023H26B012
 - F023H26B018
 - F023H26B030
 - F023H26B033

Dali

 - F023H26D001
 - F023H26D006
 - F023H26D012
 - F023H26D018
 - F023H26D030
 - F023H26D033
- 3000K**
Non Dimmable

 - F023H36A001
 - F023H36A006
 - F023H36A012
 - F023H36A018
 - F023H36A030
 - F023H36A033

1-10V

 - F023H36B001
 - F023H36B006
 - F023H36B012
 - F023H36B018
 - F023H36B030
 - F023H36B033

Dali

 - F023H36D001
 - F023H36D006
 - F023H36D012
 - F023H36D018
 - F023H36D030
 - F023H36D033
- 4000K**
Non Dimmable

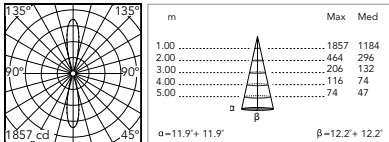
 - F023H46A001
 - F023H46A006
 - F023H46A012
 - F023H46A018
 - F023H46A030
 - F023H46A033

1-10V

 - F023H46B001
 - F023H46B006
 - F023H46B012
 - F023H46B018
 - F023H46B030
 - F023H46B033

Dali

 - F023H46D001
 - F023H46D006
 - F023H46D012
 - F023H46D018
 - F023H46D030
 - F023H46D033



@3000K

* Dati tecnici preliminari. / Preliminary technical specs.

Optic Flood

Power Led: 12W - 2x543 lm ≠ FIXT 2x311 lm - 2700K/CRI>80 - 220-240V / 12W - 2x570 lm ≠ FIXT 2x325 lm - 3000K/CRI>80 - 220-240V / 12W - 2x597 lm ≠ FIXT 2x356 lm - 4000/CRI>80 - 220-240V

2700K

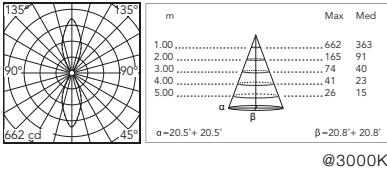
- Non Dimmable
- F023H27A001
 - F023H27A006
 - F023H27A012
 - F023H27A018
 - F023H27A030
 - F023H27A033
- 1-10V
- F023H27B001
 - F023H27B006
 - F023H27B012
 - F023H27B018
 - F023H27B030
 - F023H27B033
- Dali
- F023H27D001
 - F023H27D006
 - F023H27D012
 - F023H27D018
 - F023H27D030
 - F023H27D033

3000K


- Non Dimmable
- F023H37A001
 - F023H37A006
 - F023H37A012
 - F023H37A018
 - F023H37A030
 - F023H37A033
- 1-10V
- F023H37B001
 - F023H37B006
 - F023H37B012
 - F023H37B018
 - F023H37B030
 - F023H37B033
- Dali
- F023H37D001
 - F023H37D006
 - F023H37D012
 - F023H37D018
 - F023H37D030
 - F023H37D033

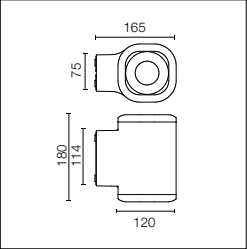
4000K





- Non Dimmable
- F023H47A001
 - F023H47A006
 - F023H47A012
 - F023H47A018
 - F023H47A030
 - F023H47A033
- 1-10V
- F023H47B001
 - F023H47B006
 - F023H47B012
 - F023H47B018
 - F023H47B030
 - F023H47B033
- Dali
- F023H47D001
 - F023H47D006
 - F023H47D012
 - F023H47D018
 - F023H47D030
 - F023H47D033








* Dati tecnici preliminari. / Preliminary technical specs.




















Sorgente luminosa a LED inclusa. Alimentazione elettrica 220-240V ON/OFF e dimmerabile 1-10V o DALI integrata. Dotato di doppio passacavo per collegamento entra-escei. A richiesta versione monoemissione verso l'alto/Up.

LED light source included. Integrated 220-240V ON/OFF and 1-10V/DALI dimmable electrical power. Equipped with double cable gland for inlet and outlet connection. Upwards, single emission version, available upon request.

2200K disponibile su richiesta.

2200K available on request.

Optic Spot

Power Led: 17W - 1890 lm ≠ FIXT 1108 lm - 2700K/CRI>80 - 220-240V / 17W - 1960 lm ≠ FIXT 1149 lm - 3000K/CRI>80 - 220-240V / 17W - 2030 lm ≠ FIXT 1190 lm - 4000/CRI>80 - 220-240V

2700K
Non Dimmable

- F023J21A001
- F023J21A006
- F023J21A012
- F023J21A018
- F023J21A030
- F023J21A033

1-10V

- F023J21B001
- F023J21B006
- F023J21B012
- F023J21B018
- F023J21B030
- F023J21B033

Dali

- F023J21D001
- F023J21D006
- F023J21D012
- F023J21D018
- F023J21D030
- F023J21D033

3000K
Non Dimmable

- F023J31A001
- F023J31A006
- F023J31A012
- F023J31A018
- F023J31A030
- F023J31A033

1-10V

- F023J31B001
- F023J31B006
- F023J31B012
- F023J31B018
- F023J31B030
- F023J31B033

Dali

- F023J31D001
- F023J31D006
- F023J31D012
- F023J31D018
- F023J31D030
- F023J31D033

4000K
Non Dimmable

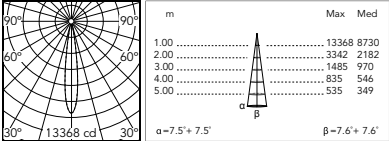
- F023J41A001
- F023J41A006
- F023J41A012
- F023J41A018
- F023J41A030
- F023J41A033

1-10V

- F023J41B001
- F023J41B006
- F023J41B012
- F023J41B018
- F023J41B030
- F023J41B033

Dali

- F023J41D001
- F023J41D006
- F023J41D012
- F023J41D018
- F023J41D030
- F023J41D033



@3000K

Optic Medium

Power Led: 17W - 1890 lm ≠ FIXT 1215 lm - 2700K/CRI>80 - 220-240V / 17W - 1960 lm ≠ FIXT 1260 lm - 3000K/CRI>80 - 220-240V / 17W - 2030 lm ≠ FIXT 1305 lm - 4000/CRI>80 - 220-240V

2700K
Non Dimmable

- F023J22A001
- F023J22A006
- F023J22A012
- F023J22A018
- F023J22A030
- F023J22A033

1-10V

- F023J22B001
- F023J22B006
- F023J22B012
- F023J22B018
- F023J22B030
- F023J22B033

Dali

- F023J22D001
- F023J22D006
- F023J22D012
- F023J22D018
- F023J22D030
- F023J22D033

3000K
Non Dimmable

- F023J32A001
- F023J32A006
- F023J32A012
- F023J32A018
- F023J32A030
- F023J32A033

1-10V

- F023J32B001
- F023J32B006
- F023J32B012
- F023J32B018
- F023J32B030
- F023J32B033

Dali

- F023J32D001
- F023J32D006
- F023J32D012
- F023J32D018
- F023J32D030
- F023J32D033

4000K
Non Dimmable

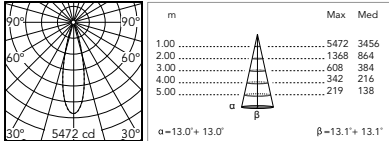
- F023J42A001
- F023J42A006
- F023J42A012
- F023J42A018
- F023J42A030
- F023J42A033

1-10V

- F023J42B001
- F023J42B006
- F023J42B012
- F023J42B018
- F023J42B030
- F023J42B033

Dali

- F023J42D001
- F023J42D006
- F023J42D012
- F023J42D018
- F023J42D030
- F023J42D033



@3000K

* Dati tecnici preliminari. / Preliminary technical specs.

Optic Flood

Power Led: 17W - 1890 lm ≠ FIXT 1222 lm - 2700K/CRI>80 - 220-240V / 17W - 1960 lm ≠ FIXT 1267 lm - 3000K/CRI>80 - 220-240V / 17W - 2030 lm ≠ FIXT 1311 lm - 4000/CRI>80 - 220-240V

2700K

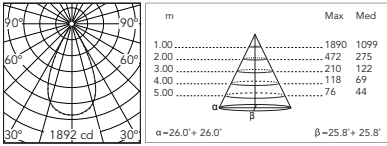
- Non Dimmable
- F023J23A001
 - F023J23A006
 - F023J23A012
 - F023J23A018
 - F023J23A030
 - F023J23A033
- 1-10V
- F023J23B001
 - F023J23B006
 - F023J23B012
 - F023J23B018
 - F023J23B030
 - F023J23B033
- Dali
- F023J23D001
 - F023J23D006
 - F023J23D012
 - F023J23D018
 - F023J23D030
 - F023J23D033

3000K

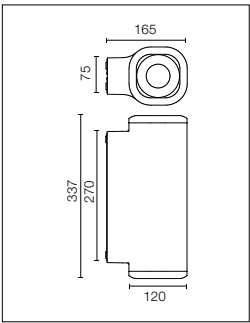

- Non Dimmable
- F023J33A001
 - F023J33A006
 - F023J33A012
 - F023J33A018
 - F023J33A030
 - F023J33A033
- 1-10V
- F023J33B001
 - F023J33B006
 - F023J33B012
 - F023J33B018
 - F023J33B030
 - F023J33B033
- Dali
- F023J33D001
 - F023J33D006
 - F023J33D012
 - F023J33D018
 - F023J33D030
 - F023J33D033










4000K

- Non Dimmable
- F023J43A001
 - F023J43A006
 - F023J43A012
 - F023J43A018
 - F023J43A030
 - F023J43A033
- 1-10V
- F023J43B001
 - F023J43B006
 - F023J43B012
 - F023J43B018
 - F023J43B030
 - F023J43B033
- Dali
- F023J43D001
 - F023J43D006
 - F023J43D012
 - F023J43D018
 - F023J43D030
 - F023J43D033



* Dati tecnici preliminari. / Preliminary technical specs.





Sorgente luminosa a LED inclusa. Alimentazione elettrica 220-240V ON/OFF e dimmerabile 1-10V o DALI integrata. Dotato di doppio passacavo per collegamento entra-escei.

A richiesta versione monoemissione verso l'alto o monoemissione verso il basso.

LED light source included. Integrated 220-240V ON/OFF and 1-10V/DALI dimmable electrical power. Equipped with double cable gland for inlet and outlet connection.

Upon request: Single upwards emission or single downwards emission.

2200K disponibile su richiesta.

2200K available on request.

Optic Spot

Power Led: 32W - 2x1890 lm ≠ FIXT 2x1108 lm - 2700K/CRI>80 - 220-240V / 32W - 2x1960 lm ≠ FIXT 2x1149 lm - 3000K/CRI>80 - 220-240V / 32W - 2x2030 lm ≠ FIXT 2x1190 lm - 4000/CRI>80 - 220-240V

2700K

Non Dimmable

- F023J25A001
- F023J25A006
- F023J25A012
- F023J25A018
- F023J25A030
- F023J25A033

1-10V

- F023J25B001
- F023J25B006
- F023J25B012
- F023J25B018
- F023J25B030
- F023J25B033

Dali

- F023J25D001
- F023J25D006
- F023J25D012
- F023J25D018
- F023J25D030
- F023J25D033

3000K

Non Dimmable

- F023J35A001
- F023J35A006
- F023J35A012
- F023J35A018
- F023J35A030
- F023J35A033

1-10V

- F023J35B001
- F023J35B006
- F023J35B012
- F023J35B018
- F023J35B030
- F023J35B033

Dali

- F023J35D001
- F023J35D006
- F023J35D012
- F023J35D018
- F023J35D030
- F023J35D033

4000K

Non Dimmable

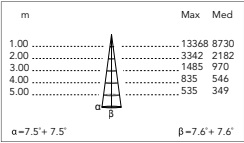
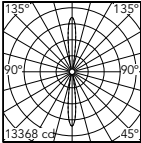
- F023J45A001
- F023J45A006
- F023J45A012
- F023J45A018
- F023J45A030
- F023J45A033

1-10V

- F023J45B001
- F023J45B006
- F023J45B012
- F023J45B018
- F023J45B030
- F023J45B033

Dali

- F023J45D001
- F023J45D006
- F023J45D012
- F023J45D018
- F023J45D030
- F023J45D033



@3000K

Optic Medium

Power Led: 32W - 2x1890 lm ≠ FIXT 2x1215 lm - 2700K/CRI>80 - 220-240V / 32W - 2x1960 lm ≠ FIXT 2x1260 lm - 3000K/CRI>80 - 220-240V / 32W - 2x2030 lm ≠ FIXT 2x1305 lm - 4000/CRI>80 - 220-240V

2700K

Non Dimmable

- F023J26A001
- F023J26A006
- F023J26A012
- F023J26A018
- F023J26A030
- F023J26A033

1-10V

- F023J26B001
- F023J26B006
- F023J26B012
- F023J26B018
- F023J26B030
- F023J26B033

Dali

- F023J26D001
- F023J26D006
- F023J26D012
- F023J26D018
- F023J26D030
- F023J26D033

3000K

Non Dimmable

- F023J36A001
- F023J36A006
- F023J36A012
- F023J36A018
- F023J36A030
- F023J36A033

1-10V

- F023J36B001
- F023J36B006
- F023J36B012
- F023J36B018
- F023J36B030
- F023J36B033

Dali

- F023J36D001
- F023J36D006
- F023J36D012
- F023J36D018
- F023J36D030
- F023J36D033

4000K

Non Dimmable

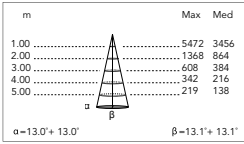
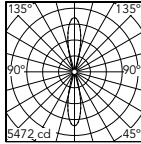
- F023J46A001
- F023J46A006
- F023J46A012
- F023J46A018
- F023J46A030
- F023J46A033

1-10V

- F023J46B001
- F023J46B006
- F023J46B012
- F023J46B018
- F023J46B030
- F023J46B033

Dali

- F023J46D001
- F023J46D006
- F023J46D012
- F023J46D018
- F023J46D030
- F023J46D033



@3000K

* Dati tecnici preliminari. / Preliminary technical specs.

Optic Flood

Power Led: 32W - 2x1890 lm ≠ FIXT 2x1222 lm - 2700K/CRI>80 - 220-240V / 32W - 2x1960 lm ≠ FIXT 2x1267 lm - 3000K/CRI>80 - 220-240V / 32W - 2x2030 lm ≠ FIXT 2x1311 lm - 4000K/CRI>80 - 220-240V

2700K

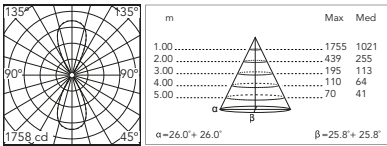
- Non Dimmable
- F023J27A001
 - F023J27A006
 - F023J27A012
 - F023J27A018
 - F023J27A030
 - F023J27A033
- 1-10V
- F023J27B001
 - F023J27B006
 - F023J27B012
 - F023J27B018
 - F023J27B030
 - F023J27B033
- Dali
- F023J27D001
 - F023J27D006
 - F023J27D012
 - F023J27D018
 - F023J27D030
 - F023J27D033

3000K

- Non Dimmable
- F023J37A001
 - F023J37A006
 - F023J37A012
 - F023J37A018
 - F023J37A030
 - F023J37A033
- 1-10V
- F023J37B001
 - F023J37B006
 - F023J37B012
 - F023J37B018
 - F023J37B030
 - F023J37B033
- Dali
- F023J37D001
 - F023J37D006
 - F023J37D012
 - F023J37D018
 - F023J37D030
 - F023J37D033

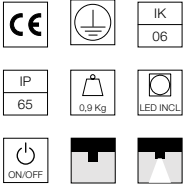
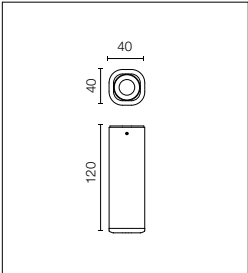
4000K

- Non Dimmable
- F023J47A001
 - F023J47A006
 - F023J47A012
 - F023J47A018
 - F023J47A030
 - F023J47A033
- 1-10V
- F023J47B001
 - F023J47B006
 - F023J47B012
 - F023J47B018
 - F023J47B030
 - F023J47B033
- Dali
- F023J47D001
 - F023J47D006
 - F023J47D012
 - F023J47D018
 - F023J47D030
 - F023J47D033



@3000K

* Dati tecnici preliminari. / Preliminary technical specs.



Sorgente luminosa a LED inclusa. Alimentazione elettrica 220-240V ON/OFF integrata. Dotato di passacavo IP65 in gomma e morsetti a 2 poli a connessione rapida.

LED light source included. Integrated 220-240V ON/OFF electrical power. Equipped with IP65 rubber grommet and 2-pole quick-connect terminals.

2200K disponibile su richiesta. 2200K available on request.

Optic Spot

Power LED: 2,1W - 139 lm ≠ *FIXT 101 lm - 2700K/CRI>80 - 220-240V / 2,1W - 149 lm ≠ *FIXT 104 lm - 3000K/CRI>80 - 220-240V / 2,1W - 154 lm ≠ *FIXT 108 lm - 4000/CRI>80 - 220-240V
*FIXT lm = Spot Optic

2700K
Non Dimmable

- F023K21A001
- F023K21A006
- F023K21A012
- F023K21A018
- F023K21A030
- F023K21A033

3000K
Non Dimmable

- F023K31A001
- F023K31A006
- F023K31A012
- F023K31A018
- F023K31A030
- F023K31A033

4000K
Non Dimmable

- F023K41A001
- F023K41A006
- F023K41A012
- F023K41A018
- F023K41A030
- F023K41A033

m	Max	Med
1.00	1781	1140
2.00	445	285
3.00	198	127
4.00	111	71
5.00	71	46

α=5.6°+ 5.6° β=5.5°+ 5.5°

@3000K

Optic Medium

Power LED: 2,1W - 139 lm ≠ *FIXT 102 lm - 2700K/CRI>80 - 220-240V / 2,1W - 149 lm ≠ *FIXT 106 lm - 3000K/CRI>80 - 220-240V / 2,1W - 154 lm ≠ *FIXT 110 lm - 4000/CRI>80 - 220-240V
*FIXT lm = Spot Optic

2700K
Non Dimmable

- F023K22A001
- F023K22A006
- F023K22A012
- F023K22A018
- F023K22A030
- F023K22A033

3000K
Non Dimmable

- F023K32A001
- F023K32A006
- F023K32A012
- F023K32A018
- F023K32A030
- F023K32A033

4000K
Non Dimmable

- F023K42A001
- F023K42A006
- F023K42A012
- F023K42A018
- F023K42A030
- F023K42A033

m	Max	Med
1.00	735	475
2.00	184	119
3.00	82	53
4.00	46	30
5.00	29	19

α=10.6°+ 10.6° β=10.7°+ 10.7°

@3000K

Optic Flood

Power LED: 2,1W - 139 lm ≠ *FIXT 101 lm - 2700K/CRI>80 - 220-240V / 2,1W - 149 lm ≠ *FIXT 104 lm - 3000K/CRI>80 - 220-240V / 2,1W - 154 lm ≠ *FIXT 108 lm - 4000/CRI>80 - 220-240V
*FIXT lm = Spot Optic

2700K
Non Dimmable

- F023K23A001
- F023K23A006
- F023K23A012
- F023K23A018
- F023K23A030
- F023K23A033

3000K
Non Dimmable

- F023K33A001
- F023K33A006
- F023K33A012
- F023K33A018
- F023K33A030
- F023K33A033

4000K
Non Dimmable

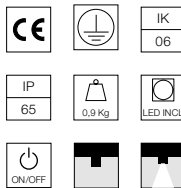
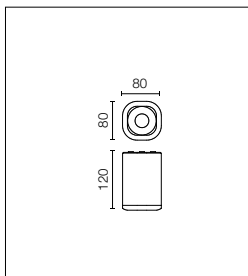
- F023K43A001
- F023K43A006
- F023K43A012
- F023K43A018
- F023K43A030
- F023K43A033

m	Max	Med
1.00	185	110
2.00	46	28
3.00	21	12
4.00	12	7
5.00	7	4

α=23.8°+ 23.8° β=23.4°+ 23.4°

@3000K

* Dati tecnici preliminari. / Preliminary technical specs.



Sorgente luminosa a LED inclusa. Alimentazione elettrica 220-240V ON/OFF integrata. Dotato di doppio passacavo per collegamento entra-esce.

LED light source included. Integrated 220-240V ON/OFF electrical power. Equipped with double cable gland for inlet and outlet connection.

Optic Spot

Power LED: 5,5W - 543 lm ≠ FIXT 319 lm - 2700K/CRI>80 - 220-240V / 5,5W - 570 lm ≠ FIXT 335 lm - 3000K/CRI>80 - 220-240V / 5,5W - 597 lm ≠ FIXT 367 lm - 4000/CRI>80 - 220-240V

2700K

Non Dimmable

- F023L21A001
- F023L21A006
- F023L21A012
- F023L21A018
- F023L21A030
- F023L21A033

3000K

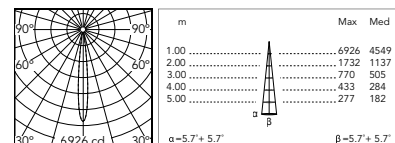
Non Dimmable

- F023L31A001
- F023L31A006
- F023L31A012
- F023L31A018
- F023L31A030
- F023L31A033

4000K

Non Dimmable

- F023L41A001
- F023L41A006
- F023L41A012
- F023L41A018
- F023L41A030
- F023L41A033



@3000K

Optic Medium

Power LED: 5,5W - 543 lm ≠ FIXT 350 lm - 2700K/CRI>80 - 220-240V / 5,5W - 570 lm ≠ FIXT 367 lm - 3000K/CRI>80 - 220-240V / 5,5W - 597 lm ≠ FIXT 402 lm - 4000/CRI>80 - 220-240V

2700K

Non Dimmable

- F023L22A001
- F023L22A006
- F023L22A012
- F023L22A018
- F023L22A030
- F023L22A033

3000K

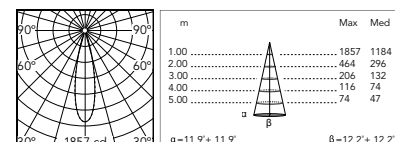
Non Dimmable

- F023L32A001
- F023L32A006
- F023L32A012
- F023L32A018
- F023L32A030
- F023L32A033

4000K

Non Dimmable

- F023L42A001
- F023L42A006
- F023L42A012
- F023L42A018
- F023L42A030
- F023L42A033



@3000K

Optic Flood

Power LED: 5,5W - 543 lm ≠ FIXT 311 lm - 2700K/CRI>80 - 220-240V / 5,5W - 570 lm ≠ FIXT 325 lm - 3000K/CRI>80 - 220-240V / 5,5W - 597 lm ≠ FIXT 356 lm - 4000/CRI>80 - 220-240V

2700K

Non Dimmable

- F023L23A001
- F023L23A006
- F023L23A012
- F023L23A018
- F023L23A030
- F023L23A033

3000K

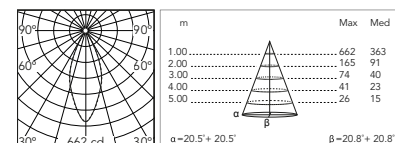
Non Dimmable

- F023L33A001
- F023L33A006
- F023L33A012
- F023L33A018
- F023L33A030
- F023L33A033

4000K

Non Dimmable

- F023L43A001
- F023L43A006
- F023L43A012
- F023L43A018
- F023L43A030
- F023L43A033



@3000K







Sorgente luminosa a LED inclusa. Alimentazione elettrica 220-240V ON/OFF e dimmerabile 1-10V o DALI integrata. Dotato di doppio passacavo per collegamento entra-esce.

LED light source included. Integrated 220-240V ON/OFF and 1-10V/DALI dimmable electrical power. Equipped with double cable gland for inlet and outlet connection.

2200K disponibile su richiesta.

2200K available on request.

Optic Spot

Power Led: 17W - 1890 lm ≠ FIXT 1108 lm - 2700K/CRI>80 - 220-240V / 17W - 1960 lm ≠ FIXT 1149 lm - 3000K/CRI>80 - 220-240V / 17W - 2030 lm ≠ FIXT 1190 lm - 4000/CRI>80 - 220-240V

2700K

Non Dimmable

- F023M21A001
- F023M21A006
- F023M21A012
- F023M21A018
- F023M21A030
- F023M21A033

1-10V

- F023M21B001
- F023M21B006
- F023M21B012
- F023M21B018
- F023M21B030
- F023M21B033

Dali

- F023M21D001
- F023M21D006
- F023M21D012
- F023M21D018
- F023M21D030
- F023M21D033

3000K

Non Dimmable

- F023M31A001
- F023M31A006
- F023M31A012
- F023M31A018
- F023M31A030
- F023M31A033

1-10V

- F023M31B001
- F023M31B006
- F023M31B012
- F023M31B018
- F023M31B030
- F023M31B033

Dali

- F023M31D001
- F023M31D006
- F023M31D012
- F023M31D018
- F023M31D030
- F023M31D033

4000K

Non Dimmable

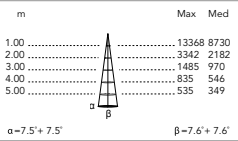
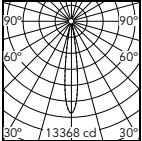
- F023M41A001
- F023M41A006
- F023M41A012
- F023M41A018
- F023M41A030
- F023M41A033

1-10V

- F023M41B001
- F023M41B006
- F023M41B012
- F023M41B018
- F023M41B030
- F023M41B033

Dali

- F023M41D001
- F023M41D006
- F023M41D012
- F023M41D018
- F023M41D030
- F023M41D033



@3000K

Optic Medium

Power Led: 17W - 1890 lm ≠ FIXT 1215 lm - 2700K/CRI>80 - 220-240V / 17W - 1960 lm ≠ FIXT 1260 - 3000K/CRI>80 - 220-240V / 17W - 2030 lm ≠ FIXT 1305 lm - 4000/CRI>80 - 220-240V

2700K

Non Dimmable

- F023M22A001
- F023M22A006
- F023M22A012
- F023M22A018
- F023M22A030
- F023M22A033

1-10V

- F023M22B001
- F023M22B006
- F023M22B012
- F023M22B018
- F023M22B030
- F023M22B033

Dali

- F023M22D001
- F023M22D006
- F023M22D012
- F023M22D018
- F023M22D030
- F023M22D033

3000K

Non Dimmable

- F023M32A001
- F023M32A006
- F023M32A012
- F023M32A018
- F023M32A030
- F023M32A033

1-10V

- F023M32B001
- F023M32B006
- F023M32B012
- F023M32B018
- F023M32B030
- F023M32B033

Dali

- F023M32D001
- F023M32D006
- F023M32D012
- F023M32D018
- F023M32D030
- F023M32D033

4000K

Non Dimmable

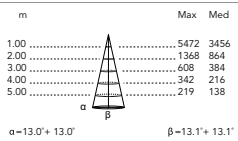
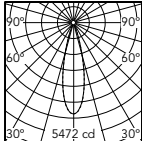
- F023M42A001
- F023M42A006
- F023M42A012
- F023M42A018
- F023M42A030
- F023M42A033

1-10V

- F023M42B001
- F023M42B006
- F023M42B012
- F023M42B018
- F023M42B030
- F023M42B033

Dali

- F023M42D001
- F023M42D006
- F023M42D012
- F023M42D018
- F023M42D030
- F023M42D033



@3000K

* Dati tecnici preliminari. / Preliminary technical specs.

Optic Flood

Power Led: 17W - 1890 lm ≠ FIXT 1222 lm - 2700K/CRI>80 - 220-240V / 17W - 1960 lm ≠ FIXT 1267 lm - 3000K/CRI>80 - 220-240V / 17W - 2030 lm ≠ FIXT 1311 lm - 4000/CRI>80 - 220-240V

2700K

Non Dimmable

- F023M23A001
- F023M23A006
- F023M23A012
- F023M23A018
- F023M23A030
- F023M23A033

1-10V

- F023M23B001
- F023M23B006
- F023M23B012
- F023M23B018
- F023M23B030
- F023M23B033

Dali

- F023M23D001
- F023M23D006
- F023M23D012
- F023M23D018
- F023M23D030
- F023M23D033

3000K

Non Dimmable

- F023M33A001
- F023M33A006
- F023M33A012
- F023M33A018
- F023M33A030
- F023M33A033

1-10V

- F023M33B001
- F023M33B006
- F023M33B012
- F023M33B018
- F023M33B030
- F023M33B033

Dali

- F023M33D001
- F023M33D006
- F023M33D012
- F023M33D018
- F023M33D030
- F023M33D033

4000K

Non Dimmable

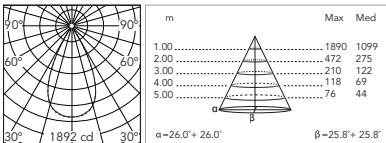
- F023M43A001
- F023M43A006
- F023M43A012
- F023M43A018
- F023M43A030
- F023M43A033

1-10V

- F023M43B001
- F023M43B006
- F023M43B012
- F023M43B018
- F023M43B030
- F023M43B033

Dali

- F023M43D001
- F023M43D006
- F023M43D012
- F023M43D018
- F023M43D030
- F023M43D033



@3000K

* Dati tecnici preliminari. / Preliminary technical specs.

In Vitro

Designed by Philippe Starck





In Vitro Unplugged



In Vitro Bollard



In Vitro Suspension

Famiglia / Family

In Vitro Unplugged



Led Edge Lighting
2,5W
115 lm - 2700K/CRI 80
124 lm - 3000K/CRI 80

In Vitro Bollard



Led Edge Lighting
11W
667 lm - 2700K/CRI 80
714 lm - 3000K/CRI 80

In Vitro Wall



Led Edge Lighting
11W
667 lm - 2700K/CRI 80
714 lm - 3000K/CRI 80

In Vitro Ceiling



Led Edge Lighting
13W
799 lm - 2700K/CRI 80
855 lm - 3000K/CRI 80

In Vitro Suspension




Led Edge Lighting
13W
799 lm - 2700K/CRI 80
855 lm - 3000K/CRI 80

In Vitro Rod



Led Edge Lighting
13W
799 lm - 2700K/CRI 80
855 lm - 3000K/CRI 80

Colori / Colours



01 White



12 Forest Green



13 Pale Green



18 Deep Brown



25 Terracotta



30 Black



33 Anthracite

Apparecchi di illuminazione per installazione a terra, parete, plafone, sospensione e lampada portatile, a luce diffusa per uso esterno.

Diffusore opalino integrato nella testa e vetro estetico di protezione esterno in borosilicato trasparente.

Le parti strutturali dell'apparecchio sono realizzate in alluminio pressofuso ed estruso trattato con procedimento di conversione chimica al fine di una efficiente resistenza agli agenti atmosferici. Il corpo è verniciato a polvere e disponibile in varie finiture.

Sorgente luminosa a LED integrata con tecnologia ottica Edge Lighting per garantire una perfetta uniformità luminosa. Driver integrato nel corpo dell'apparecchio disponibile per controllo ON/OFF e dimmerabile.

La versione bollard è fornita con un connettore stagno per il collegamento alla rete elettrica. L'apparecchio è installabile su qualsiasi pavimento per mezzo di tasselli da scegliersi a cura dell'installatore in funzione della tipologia di superficie. Disponibile come accessorio da ordinare separatamente la cassaforma per l'installazione su una pavimentazione da gettare con plinto di cemento.

La versione unplugged è dotata di pratica maniglia colorata in silicone e facilmente ricaricabile tramite cavo Micro USB-C di 120 cm di lunghezza. Il driver dimmerabile è alloggiato nel corpo dell'apparecchio con sistema touch-dimm integrato accessibile tramite sensore ottico posizionato sulla testa. Attraverso un semplice tocco è possibile regolare l'intensità luminosa della lampada in 4 step di dimmerazione, garantendo un'emissione continua fino a 6 ore.

Luminaires for floor, wall and suspended installation, and portable luminaire, with diffused light for outdoor use.

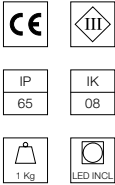
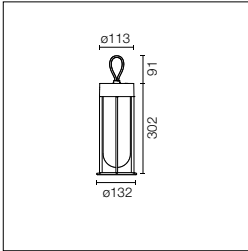
Opalescent diffuser integrated in the head and external transparent borosilicate safety glass.

The structural parts of the luminaire are made of extruded die-cast aluminum, treated with a chemical conversion procedure to ensure effective resistance to atmospheric conditions. The body is powder coated and comes in various finishes.

Integrated LED light source with Edge Lighting optical technology to ensure perfect light uniformity. Driver integrated in the luminaire body available for ON/OFF and dimmable control.

Bollard version comes with a watertight plug for power supply connection. The luminaire may be installed on any type of flooring using anchors, to be selected by the installer depending on the type of surface. Accessory box for installation on flooring to be concreted sold separately.

Unplugged version is equipped with a practical, colored silicone handle and is easily recharged with a 120cm long Micro USB-C cable. Dimmable driver in the body of the luminaire with an integrated touch-dim system, accessible through an optical switch sensor located on the head. With a simple touch, light intensity can be adjusted through a 4-step dimming function, ensuring a continuous emission for up to 6 hours.



Versione portatile dotata di maniglia per il trasporto. Driver Dimmerabile 5/100÷240V/50-60Hz integrato nel corpo dell'apparecchio con sensore ottico touch sulla testa con regolazione dell'intensità luminosa in 4 step di dimmerazione: 100%-50%-3%-OFF. Ricaricabile tramite cavo Micro USB-C di 120 cm di lunghezza che garantisce un'emissione continua fino a 6 ore. Caricatore con prese intercambiabili EUR, UK, USA.

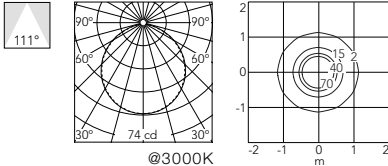
Portable version equipped with a carrying handle. Adjustable driver 5/100÷240V/50-60Hz integrated in the body of the luminaire with optical switch sensor on the head and with a 4-step dimming function: 100%-50%-3%-OFF. Rechargeable with a 120cm long Micro USB-C cable ensuring continuous emission for up to 6 hours. Charger with interchangeable EUR, UK and USA plugs.

Led Edge Lighting: 2,5W - 182 lm ≠ FIXT 115 lm - 2700K/CRI 90 - 100-240V/V5 / 2,5W - 195 lm ≠ FIXT 124 lm - 3000K/CRI 90 - 100-240V/V5

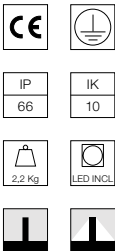
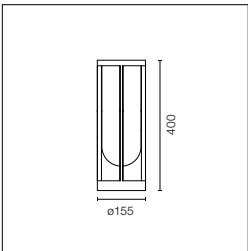
- 2700K**
Touch Dimm

 - F018E21K001
 - F018E21K012
 - F018E21K013
 - F018E21K018
 - F018E21K025
 - F018E21K030
 - F018E21K033
- 3000K**
Touch Dimm

 - F018E31K001
 - F018E31K012
 - F018E31K013
 - F018E31K018
 - F018E31K025
 - F018E31K030
 - F018E31K033



In Vitro Bollard 1



Alimentazione elettrica ON/OFF o dimmerabile 220-240V integrata. L'apparecchio è fornito con un connettore stagno per il collegamento alla rete elettrica. L'apparecchio è installabile su qualsiasi pavimento per mezzo di tasselli. Cassaforma per l'installazione su pavimentazione da gettare con plinto di cemento da ordinare separatamente.

Integrated 220-240V ON/OFF or dimmable electrical power. The unit comes with a watertight plug for connection to the electrical network. The device may be installed on any flooring with anchors. Box for installation on flooring laid over concrete sold separately.

Led Edge Lighting: 11W - 1150 lm ≠ FIXT 667 lm - 2700K/CRI 80 - 220-240V / 11W - 1230 lm ≠ FIXT 714 lm - 3000K/CRI 80 - 220-240V

- 2700K**
Non Dimmable

 - F018A21A001
 - F018A21A012
 - F018A21A013
 - F018A21A018
 - F018A21A025
 - F018A21A030
 - F018A21A033

1-10V

 - F018A21B001
 - F018A21B012
 - F018A21B013
 - F018A21B018
 - F018A21B025
 - F018A21B030
 - F018A21B033

Dali

 - F018A21D001
 - F018A21D012
 - F018A21D013
 - F018A21D018
 - F018A21D025
 - F018A21D030
 - F018A21D033
- 3000K**
Non Dimmable

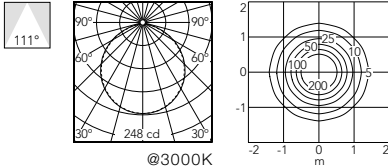
 - F018A31A001
 - F018A31A012
 - F018A31A013
 - F018A31A018
 - F018A31A025
 - F018A31A030
 - F018A31A033

1-10V

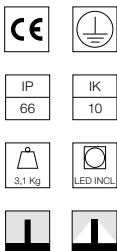
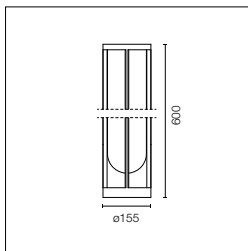
 - F018A31B001
 - F018A31B012
 - F018A31B013
 - F018A31B018
 - F018A31B025
 - F018A31B030
 - F018A31B033

Dali

 - F018A31D001
 - F018A31D012
 - F018A31D013
 - F018A31D018
 - F018A31D025
 - F018A31D030
 - F018A31D033



In Vitro Bollard 2



Alimentazione elettrica ON/OFF o dimmerabile 220-240V integrata. L'apparecchio è fornito con un connettore stagno per il collegamento alla rete elettrica. L'apparecchio è installabile su qualsiasi pavimento per mezzo di tasselli. Cassaforma per l'installazione su pavimentazione da gettare con plinto di cemento da ordinare separatamente.

Integrated 220–240V ON/OFF or dimmable electrical power. The unit comes with a watertight plug for connection to the electrical network. The device may be installed on any flooring with anchors. Box for installation on flooring laid over concrete sold separately.

Led Edge Lighting: 11W - 1150 lm ≠ FIXT 667 lm - 2700K/CRI 80 - 220-240V / 11W - 1230 lm ≠ FIXT 714 lm - 3000K/CRI 80 - 220-240V

2700K

Non Dimmable

- F018A22A001
- F018A22A012
- F018A22A013
- F018A22A018
- F018A22A025
- F018A22A030
- F018A22A033

1-10V

- F018A22B001
- F018A22B012
- F018A22B013
- F018A22B018
- F018A22B025
- F018A22B030
- F018A22B033

Dali

- F018A22D001
- F018A22D012
- F018A22D013
- F018A22D018
- F018A22D025
- F018A22D030
- F018A22D033

3000K

Non Dimmable

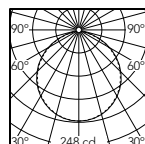
- F018A32A001
- F018A32A012
- F018A32A013
- F018A32A018
- F018A32A025
- F018A32A030
- F018A32A033

1-10V

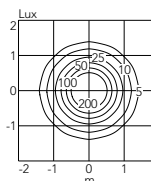
- F018A32B001
- F018A32B012
- F018A32B013
- F018A32B018
- F018A32B025
- F018A32B030
- F018A32B033

Dali

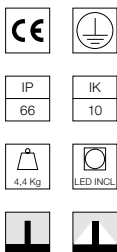
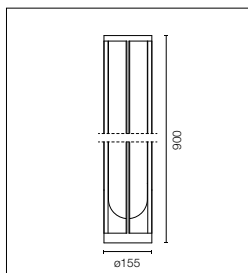
- F018A32D001
- F018A32D012
- F018A32D013
- F018A32D018
- F018A32D025
- F018A32D030
- F018A32D033



@3000K



In Vitro Bollard 3



Alimentazione elettrica ON/OFF o dimmerabile 220-240V integrata. L'apparecchio è fornito con un connettore stagno per il collegamento alla rete elettrica. L'apparecchio è installabile su qualsiasi pavimento per mezzo di tasselli. Cassaforma per l'installazione su pavimentazione da gettare con plinto di cemento da ordinare separatamente.

Integrated 220–240V ON/OFF or dimmable electrical power. The unit comes with a watertight plug for connection to the electrical network. The device may be installed on any flooring with anchors. Box for installation on flooring laid over concrete sold separately.

Led Edge Lighting: 11W - 1150 lm ≠ FIXT 667 lm - 2700K/CRI 80 - 220-240V / 11W - 1230 lm ≠ FIXT 714 lm - 3000K/CRI 80 - 220-240V

2700K

Non Dimmable

- F018A23A001
- F018A23A012
- F018A23A013
- F018A23A018
- F018A23A025
- F018A23A030
- F018A23A033

1-10V

- F018A23B001
- F018A23B012
- F018A23B013
- F018A23B018
- F018A23B025
- F018A23B030
- F018A23B033

Dali

- F018A23D001
- F018A23D012
- F018A23D013
- F018A23D018
- F018A23D025
- F018A23D030
- F018A23D033

3000K

Non Dimmable

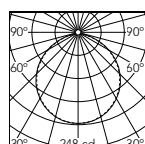
- F018A33A001
- F018A33A012
- F018A33A013
- F018A33A018
- F018A33A025
- F018A33A030
- F018A33A033

1-10V

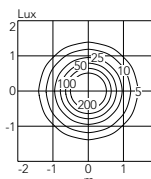
- F018A33B001
- F018A33B012
- F018A33B013
- F018A33B018
- F018A33B025
- F018A33B030
- F018A33B033

Dali


- F018A33D001
- F018A33D012
- F018A33D013
- F018A33D018
- F018A33D025
- F018A33D030
- F018A33D033

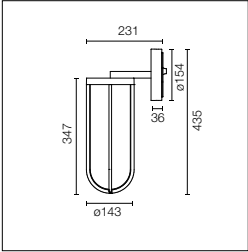






@3000K







In Vitro Wall









Attacco a parete. Sorgente luminosa inclusa. Alimentazione elettrica ON/OFF o dimmerabile 220-240V integrata.

Wall mount. Light source included. Integrated 220–240V ON/OFF or dimmable electrical power.

Led Edge Lighting: 11W - 1150 lm ≠ FIXT 667 lm - 2700K/CRI 80 - 220-240V / 11W - 1230 lm ≠ FIXT 714 lm - 3000K/CRI 80 - 220-240V

2700K
Non Dimmable

- F018B22A001
- F018B22A012
- F018B22A013
- F018B22A018
- F018B22A025
- F018B22A030
- F018B22A033

1-10V

- F018B22B001
- F018B22B012
- F018B22B013
- F018B22B018
- F018B22B025
- F018B22B030
- F018B22B033

Dali

- F018B22D001
- F018B22D012
- F018B22D013
- F018B22D018
- F018B22D025
- F018B22D030
- F018B22D033

3000K
Non Dimmable

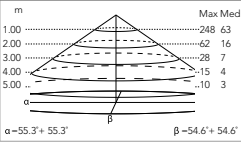
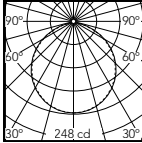
- F018B32A001
- F018B32A012
- F018B32A013
- F018B32A018
- F018B32A025
- F018B32A030
- F018B32A033

1-10V

- F018B32B001
- F018B32B012
- F018B32B013
- F018B32B018
- F018B32B025
- F018B32B030
- F018B32B033


Dali

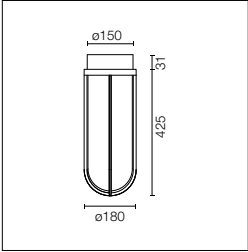
- F018B32D001
- F018B32D012
- F018B32D013
- F018B32D018
- F018B32D025
- F018B32D030
- F018B32D033











@3000K

In Vitro Ceiling









Sorgente luminosa inclusa. Attacco a soffitto. Alimentazione elettrica ON/OFF o dimmerabile 220-240V inclusa.

Light source included. Ceiling mount. Integrated 220–240V ON/OFF or dimmable electrical power.

Led Edge Lighting: 13W - 1378 lm ≠ FIXT 799 lm - 2700K/CRI 80 - 220-240V / 13W - 1474 lm ≠ FIXT 855 lm - 3000K/CRI 80 - 220-240V

2700K
Non Dimmable

- F018C25A001
- F018C25A012
- F018C25A013
- F018C25A018
- F018C25A025
- F018C25A030
- F018C25A033

1-10V

- F018C25B001
- F018C25B012
- F018C25B013
- F018C25B018
- F018C25B025
- F018C25B030
- F018C25B033

Dali

- F018C25D001
- F018C25D012
- F018C25D013
- F018C25D018
- F018C25D025
- F018C25D030
- F018C25D033

3000K
Non Dimmable

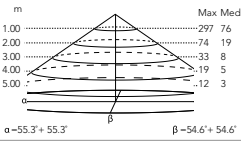
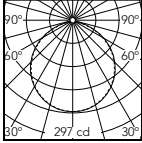
- F018C35A001
- F018C35A012
- F018C35A013
- F018C35A018
- F018C35A025
- F018C35A030
- F018C35A033

1-10V

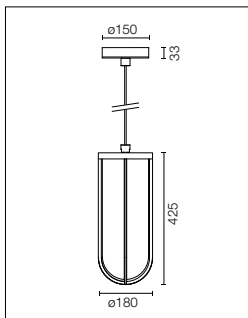
- F018C35B001
- F018C35B012
- F018C35B013
- F018C35B018
- F018C35B025
- F018C35B030
- F018C35B033

Dali

- F018C35D001
- F018C35D012
- F018C35D013
- F018C35D018
- F018C35D025
- F018C35D030
- F018C35D033



@3000K



Installazione a sospensione. Sorgente luminosa inclusa. Alimentazione elettrica ON/OFF o dimmerabile 220-240V integrata all'interno di base a soffitto dedicata. Lunghezza cavo a sospensione 1000 mm.

Hanging version. Light source included. 220-240V ON/OFF or dimmable electrical power integrated within the dedicated ceiling attachment. Hanging cable length 1000 mm.

Led Edge Lighting: 13W - 1378 lm ≠ FIXT 799 lm - 2700K/CRI 80 - 220-240V / 13W - 1474 lm ≠ FIXT 855 lm - 3000K/CRI 80 - 220-240V

2700K

Non Dimmable

- F018D25A001
- F018D25A012
- F018D25A013
- F018D25A018
- F018D25A025
- F018D25A030
- F018D25A033

1-10V

- F018D25B001
- F018D25B012
- F018D25B013
- F018D25B018
- F018D25B025
- F018D25B030
- F018D25B033

Dali

- F018D25D001
- F018D25D012
- F018D25D013
- F018D25D018
- F018D25D025
- F018D25D030
- F018D25D033

3000K

Non Dimmable

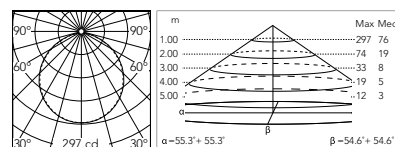
- F018D35A001
- F018D35A012
- F018D35A013
- F018D35A018
- F018D35A025
- F018D35A030
- F018D35A033

1-10V

- F018D35B001
- F018D35B012
- F018D35B013
- F018D35B018
- F018D35B025
- F018D35B030
- F018D35B033

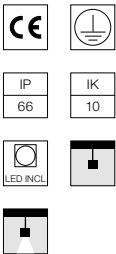
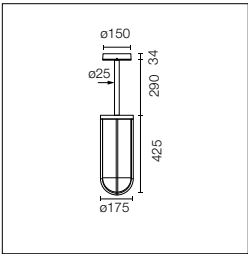
Dali

- F018D35D001
- F018D35D012
- F018D35D013
- F018D35D018
- F018D35D025
- F018D35D030
- F018D35D033



@3000K

In Vitro Rod 1



Installazione a tige. Sorgente luminosa inclusa. Alimentazione elettrica ON/OFF o dimmerabile 220-240V integrata all'interno di base a soffitto dedicata. Lunghezza tige 290mm.

Rod installation. Light source is included. Power supply ON/OFF or dimmable 220-240V is integrated within the ceiling base. Length: 290 mm.

Led Edge Lighting: 13W - 1378 lm ≠ FIXT 799 lm - 2700K/CRI 80 - 220-240V / 13W - 1474 lm ≠ FIXT 855 lm - 3000K/CRI 80 - 220-240V

- 2700K**
Non Dimmable

 - F018F21A001
 - F018F21A012
 - F018F21A013
 - F018F21A018
 - F018F21A025
 - F018F21A030
 - F018F21A033

1-10V

 - F018F21B001
 - F018F21B012
 - F018F21B013
 - F018F21B018
 - F018F21B025
 - F018F21B030
 - F018F21B033

Dali

 - F018F21D001
 - F018F21D012
 - F018F21D013
 - F018F21D018
 - F018F21D025
 - F018F21D030
 - F018F21D033
- 3000K**
Non Dimmable

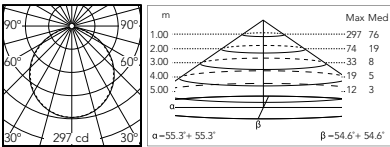
 - F018F31A001
 - F018F31A012
 - F018F31A013
 - F018F31A018
 - F018F31A025
 - F018F31A030
 - F018F31A033

1-10V

 - F018F31B001
 - F018F31B012
 - F018F31B013
 - F018F31B018
 - F018F31B025
 - F018F31B030
 - F018F31B033

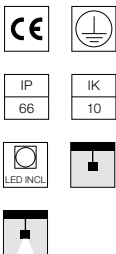
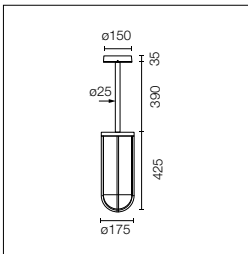
Dali

 - F018F31D001
 - F018F31D012
 - F018F31D013
 - F018F31D018
 - F018F31D025
 - F018F31D030
 - F018F31D033



@3000K

In Vitro Rod 2



Installazione a tige. Sorgente luminosa inclusa. Alimentazione elettrica ON/OFF o dimmerabile 220-240V integrata all'interno di base a soffitto dedicata. Lunghezza tige 390mm.

Rod installation. Light source is included. Power supply ON/OFF or dimmable 220-240V is integrated within the ceiling base. Length: 390 mm.

Led Edge Lighting: 13W - 1378 lm ≠ FIXT 799 lm - 2700K/CRI 80 - 220-240V / 13W - 1474 lm ≠ FIXT 855 lm - 3000K/CRI 80 - 220-240V

- 2700K**
Non Dimmable

 - F018F22A001
 - F018F22A012
 - F018F22A013
 - F018F22A018
 - F018F22A025
 - F018F22A030
 - F018F22A033

1-10V

 - F018F22B001
 - F018F22B012
 - F018F22B013
 - F018F22B018
 - F018F22B025
 - F018F22B030
 - F018F22B033

Dali

 - F018F22D001
 - F018F22D012
 - F018F22D013
 - F018F22D018
 - F018F22D025
 - F018F22D030
 - F018F22D033
- 3000K**
Non Dimmable

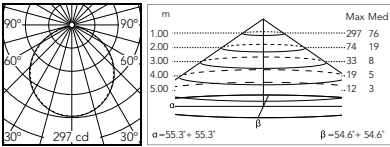
 - F018F32A001
 - F018F32A012
 - F018F32A013
 - F018F32A018
 - F018F32A025
 - F018F32A030
 - F018F32A033

1-10V

 - F018F32B001
 - F018F32B012
 - F018F32B013
 - F018F32B018
 - F018F32B025
 - F018F32B030
 - F018F32B033

Dali

 - F018F32D001
 - F018F32D012
 - F018F32D013
 - F018F32D018
 - F018F32D025
 - F018F32D030
 - F018F32D033



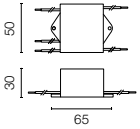
@3000K

In Vitro Bollard

Dispositivo di protezione per il sovraccarico. 275 Vac. Corrente massima di scarica 10KA (8/29us). Massima corrente operativa 5A. Adatto per la connessione in serie. IP66.

Surge protection device. 275Vac. Maximum discharge current 10KA (8/20us). Maximum operating current 5A. Suitable for series connection. IP66.

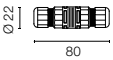
F990E00A000



Sistema di giunzione IP68 H2O Stop anti-condensa a 2 vie 4 poli.

2 way terminal block 4 poles IP68 H2O Stop.

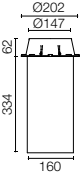
F990C00A000



Cassaforma per l'installazione a terra.

Box for ground installation.

F018Z000000



Mayday Outdoor

Designed by Konstantin Grcic







Mayday Outdoor



Led Retrofit
Max. 10W
2700K/CRI 80
3000K/CRI 80

Colori / Colours



Black



Leaf Green



Mustard Yellow

Apparecchio mobile di illuminazione multiuso adatto per installazione in ambienti esterni. Il pratico gancio/maniglia, avente anche la funzione di avvolgicavo, è in polipropilene riciclato caratterizzato nella versione outdoor, oltre che dal classico black, dalle nuance natura leaf green e mustard yellow. La maniglia è completata da un comodo interruttore a pulsante ON/OFF stagno. Il cavo in uscita, bloccato nella maniglia da pressacavo è adatto per ambienti outdoor ed ha lunghezza di 6 metri con spina Schuko IP44. Il diffusore conico opalino stampato ad iniezione è in polipropilene sostenibile ricavato da scarti del processo industriale.


La sorgente luminosa è protetta dagli agenti atmosferici tramite una capsula stagna trasparente in polimetilmetacrilato sigillata con guarnizione in elastomero che consente di raggiungere il grado di protezione IP 65.

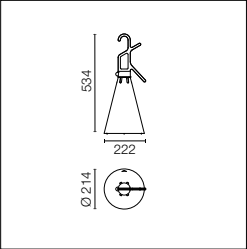
Mayday è facile da smontare in modo che ogni parte possa essere riciclata correttamente; nel processo di assemblaggio non viene utilizzata alcuna colla. A completamento nell'imballo di spedizione il sacchetto in puro cotone drill naturale.




Multipurpose luminaire suitable for outdoor use. Its practical hook/handle, which also serves to wind the cable, is made of recycled polypropylene. In the outdoor version, it is available both in the classic black color and in the natural shades of leaf green and mustard yellow. The handle has a convenient watertight ON/OFF switch. The 6 meters long outgoing cable, which is fixed to the handle by a cable guide, is suitable for outdoor use and has a Schuko IP44 plug. The conical diffuser, in opaline color and produced by injection printing, is made of sustainable polypropylene obtained from industrial waste.




The light source is protected from atmospheric agents by a watertight and transparent polymethylmethacrylate capsule, sealed by an elastomer seal that guarantees IP 65 protection.

Mayday is easy to disassemble so that each part can be properly recycled; no glue is used in the assembly process. The shipping packaging is completed with a pure natural cotton drill bag.







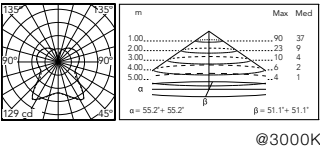


Attacco per lampadina E14, sorgente luminosa esclusa.
Alimentazione elettrica 220-240V
ON/ OFF. Interruttore IP65 sul manico dell'apparecchio. Dotata di cavo adatto per outdoor 6 metri di lunghezza con spina Schuko IP44.


Socket for E14 bulb, light source not included.
220-240 V ON/OFF electric power supply. IP65 switch on the handle of the luminaire. It has a 6 meter long cable for outdoor use and an IP44 Schuko plug.


Led Retrofit: Max. 10W - E14 - 220-240V

- 2700K
- F038AAAA0ZZ
 - F038AACA0ZZ
 - F038AABA0ZZ



Mayday Outdoor: Accessori / Accessories

Fonte luminosa LED E14 8W 2700K 900 lm 230V T28.	LED lamp E14 8W 2700K 900 lm 230V T28.	RF32290	
--	--	---------	---

Fonte luminosa LED E14 8W 3000K 900 lm 230V T28.	LED lamp E14 8W 3000K 900 lm 230V T28.	RF32291	
--	--	---------	---

Mile

Designed by Antonio Citterio





Mile Wall



Mile Ceiling 1



Famiglia / Family

Mile Bollard 1 600

Mono / Double



Mile Bollard 2 600

Mono / Double



Mile Bollard 1 900

Mono / Double



Mile Bollard 2 900

Mono / Double



Mid - Power Led

4,9W
283 lm - 2700K/CRI 80
294 lm - 3000K/CRI 80
305 lm - 4000K/CRI 80
[2200K available on request.](#)

Mid - Power Led

9,8W
2x283 lm - 2700K/CRI 80
2x294 lm - 3000K/CRI 80
2x305 lm - 4000K/CRI 80
[2200K available on request.](#)


Mid - Power Led

7,8W
603 lm - 2700K/CRI 80
627 lm - 3000K/CRI 80
651 lm - 4000K/CRI 80
[2200K available on request.](#)

Mid - Power Led

15,6W
2x603 lm - 2700K/CRI 80
2x627 lm - 3000K/CRI 80
2x651 lm - 4000K/CRI 80
[2200K available on request.](#)

Colori / Colours



*00 Primer



01 White



06 Grey



**12 Forest Green



18 Deep Brown



30 Black



33 Anthracite

* Solo per le versioni Wall, Path e Ceiling / Only for Wall, Path and Ceiling versions.
** Solo per le versioni Wall, Bollard e Path / Only for Wall, Bollard and Path versions.

Mile Path 1



Mid - Power Led

4,9W
up to 100 lm - 2700K/CRI 80
up to 104 lm - 3000K/CRI 80
up to 108 lm - 4000K/CRI 80
2200K available on request.

Mile Path 2



Mid - Power Led

7,6W
up to 172 lm - 2700K/CRI 80
up to 179 lm - 3000K/CRI 80
up to 186 lm - 4000K/CRI 80
2200K available on request.

Mile Wall 1

Up / Down / Up&Down



Mid - Power Led

4,9W
283 lm - 2700K/CRI 80
294 lm - 3000K/CRI 80
305 lm - 4000K/CRI 80
2200K available on request.

Mid - Power Led

8,1W
2x283 lm - 2700K/CRI 80
2x294 lm - 3000K/CRI 80
2x305 lm - 4000K/CRI 80
2200K available on request.

Washer

Up / Down / Up&Down

Mid - Power Led

4,9W
291 lm - 2700K/CRI 80
303 lm - 3000K/CRI 80
314 lm - 4000K/CRI 80
2200K available on request.

Mid - Power Led

8,1W
2x291 lm - 2700K/CRI 80
2x303 lm - 3000K/CRI 80
2x314 lm - 4000K/CRI 80
2200K available on request.

Mile Wall 2

Up / Down / Up&Down



Mid - Power Led

7,8W
603 lm - 2700K/CRI 80
627 lm - 3000K/CRI 80
651 lm - 4000K/CRI 80
2200K available on request.

Mid - Power Led

13,5W
2x603 lm - 2700K/CRI 80
2x627 lm - 3000K/CRI 80
2x651 lm - 4000K/CRI 80
2200K available on request.

Washer

Up / Down / Up&Down

Mid - Power Led

6,4W
453 lm - 2700K/CRI 80
471 lm - 3000K/CRI 80
489 lm - 4000K/CRI 80
2200K available on request.

Mid - Power Led

10,5W
2x453 lm - 2700K/CRI 80
2x471 lm - 3000K/CRI 80
2x489 lm - 4000K/CRI 80
2200K available on request.

Mile Ceiling 1



Mile Recessed 1



Power Led

11W
736 lm - 2700K/CRI 80
759 lm - 3000K/CRI 80
791 lm - 4000K/CRI 80
2200K available on request.

Mile Ceiling 2



Mile Recessed 2



Power Led

15W
1032 lm - 2700K/CRI 80
1344 lm - 3000K/CRI 80
1400 lm - 4000K/CRI 80
2200K available on request.

Mile Bollard

Collezione di paletti luminosi per esterno dal design rigoroso e minimale con sorgente luminosa a LED, abbinabili alle versioni a parete.

Versione bollard monodirezionale o bidirezionale, disponibile in due altezze e in due larghezze in base alla sorgente luminosa e alla potenza richiesta, caratterizzata da una cornice rigorosa in estruso di alluminio senza viti a vista, con base di rialzo a terra per una più semplice e veloce installazione. Le viterie di fissaggio della testa sono in acciaio inox AISI 316L. Disponibile in differenti finiture con rivestimento a doppio strato di polveri e sottoposte a trattamento di conversione chimica per proteggere contro la corrosione.

Il diffusore è in policarbonato trasparente stabilizzato ai raggi UV.

Lo schermo riflettore asimmetrico è in alluminio purissimo, ossidato e brillantato e contiene la sorgente led in posizione arretrata per la riduzione dell'abbagliamento diretto; l'emissione luminosa asimmetrica direzionata verso il basso rende l'apparecchio in linea con le vigenti leggi in materia di inquinamento luminoso.

Le versioni Bollard possono essere installate facilmente a terra su qualsiasi pavimento con tasselli, oppure utilizzando l'accessorio dedicato piastra di ancoraggio per rendere la base del prodotto totalmente solidale con la pavimentazione.

Mile Path

Collezione di apparecchio a parete per uso segnapasso in esterno dal design rigoroso e minimale con sorgente luminosa a LED, abbinabili alle versioni a parete e bollard.

Disponibile in due diverse dimensioni e in differenti finiture con un rivestimento a doppio strato di polveri.

La versione Primer va verniciata dopo l'installazione con normali colorazioni a base acquosa (tempere, stucchi, vernici ad acqua) per garantire la massima integrazione con l'architettura.

Le viterie di fissaggio sono in acciaio inox AISI 316L. Il diffusore è in policarbonato trasparente stabilizzato ai raggi UV.

Lo schermo riflettore asimmetrico è in alluminio verniciato nero per la riduzione dell'abbagliamento diretto dato dalle riflessioni e contiene la sorgente led in posizione arretrata; l'emissione luminosa asimmetrica direzionata verso il basso rende l'apparecchio in linea con le vigenti leggi in materia di inquinamento luminoso.

Staffa di fissaggio a parete inclusa.

Mile Wall

Famiglia completa di apparecchi di illuminazione a parete dal design rigoroso e minimale con sorgente luminosa a LED, caratterizzato da una fascia decorativa in alluminio pressofuso a bassissimo contenuto di rame con buone caratteristiche meccaniche unite ad una buona resistenza alla corrosione data dal trattamento di conversione chimica superficiale.

Disponibile in due diverse dimensioni e in differenti finiture con un rivestimento a doppio strato di polveri.

La versione Primer va verniciata dopo l'installazione con normali colorazioni a base acquosa (tempere, stucchi, vernici ad acqua) per garantire la massima integrazione con l'architettura.

Le viterie di fissaggio sono in acciaio inox AISI 316L. Il diffusore perfettamente planare alla fascia decorativa è in policarbonato trasparente stabilizzato ai raggi UV.

Lo schermo riflettore asimmetrico è in alluminio purissimo, ossidato e brillantato e contiene la sorgente led in posizione arretrata per la riduzione dell'abbagliamento diretto.

L'ottica asimmetrica è progettata per garantire una vasta gamma di prestazioni luminose e l'utilizzo flessibile in diversi contesti architettonici. Sono disponibili le versioni monoe-

missione con luce direzionata verso l'alto o verso il basso e le versioni biemissione, ognuna declinata secondo due differenti soluzioni illuminotecniche: per illuminazione focalizzata sul lavaggio luminoso della parete (washer) o per illuminazione asimmetrica ad esempio in caso di porticati o androni con l'utilizzo della versione con luce verso l'alto, dove il soffitto diventa esso stesso diffusore dal massimo comfort. La versione biemissione è disponibile sia con ottiche identiche, sia con ottiche miste asimmetrica + washer.

Mile Ceiling

Collezione di apparecchi a soffitto in esterno dal design rigoroso e minimale con sorgente luminosa a LED, abbinabili alle versioni a parete, bollard e path.

Disponibile in due diverse dimensioni e in differenti finiture con un rivestimento a doppio strato di polveri.

La versione Primer va verniciata dopo l'installazione con normali colorazioni a base acquosa (tempere, stucchi, vernici ad acqua) per garantire la massima integrazione con l'architettura.

Il gruppo ottico è appositamente progettato per garantire il massimo comfort visivo e la riduzione dell'abbagliamento diretto senza rinunciare all'efficienza: la sorgente luminosa è composta da power led arretrati, le lenti in policarbonato trasparente assicurano un fascio di luce controllato e omogeneo, e i riflettori conici in policarbonato nero lucido forniscono una schermatura con angoli di cut-off estremi, il tutto in dimensioni molto ridotte.

Il gruppo ottico è disponibile in quattro aperture di fascio differenziate, permettendone un'ampia gamma di utilizzo e flessibilità nei più vari contesti architettonici: sia nel caso di fasci intensivi che di effetti di luce diffusa, il controllo ottico è sempre eccezionale e la luce spuria è totalmente assente.

Le viterie di fissaggio sono in acciaio inox AISI 316L. Staffa di fissaggio a soffitto inclusa.

Mile Recessed

Collezione di apparecchi a incasso a soffitto in esterno dal design rigoroso e minimale con sorgente luminosa a LED, abbinabili alle versioni a soffitto, parete, bollard e path.

Disponibile in due diverse dimensioni e in differenti finiture con un rivestimento a doppio strato di polveri.

La versione Primer va verniciata dopo l'installazione con normali colorazioni a base acquosa (tempere, stucchi, vernici ad acqua) per garantire la massima integrazione con l'architettura.

Come per le versioni a soffitto, il gruppo ottico è appositamente progettato per garantire il massimo comfort visivo e la riduzione dell'abbagliamento diretto senza rinunciare all'efficienza: la sorgente luminosa è composta da power led arretrati, le lenti in policarbonato trasparente assicurano un fascio di luce controllato e omogeneo, e i riflettori conici in policarbonato nero lucido forniscono una schermatura con angoli di cut-off estremi, il tutto in dimensioni molto ridotte.

Il gruppo ottico è disponibile in quattro aperture di fascio differenziate, permettendone un'ampia gamma di utilizzo e flessibilità nei più vari contesti architettonici: sia nel caso di fasci intensivi che di effetti di luce diffusa, il controllo ottico è sempre eccezionale e la luce spuria è totalmente assente.

L'apparecchio è installabile in controsoffitto mediante molle di fissaggio in dotazione; la cornice di battuta di spessore minimo garantisce la perfetta finitura estetica dell'apparecchio nel soffitto.

Disponibile come accessorio, per soffitti in muratura o in cemento armato, l'apposita cassaforma per gettata in acciaio zincato.

Mile Bollard

Collection of outdoor bollards with a rigorous, minimal design and LED light source that can be combined with wall versions.

Uni- or bi-directional bollard version, available in two heights and widths, based on light source and power requirements. The rigid frame is made of extruded aluminum with no visible screws, and the base rises above the ground for a quick, simple installation. The head anchoring hardware is made of AISI 316L stainless steel.

Available in various finishes with a double layer of powder coating and chemical conversion treatment to protect it against corrosion.

The diffuser is made of transparent, UV-stabilized polycarbonate.

The asymmetric reflecting screen is made of pure, oxidized and polished aluminum, with LED source in a rear position to reduce direct glare. The downward, asymmetric light emission ensures the luminaire's compliance with existing light pollution laws.

Bollard versions may be easily installed on any flooring on the ground with anchors, or with the dedicated anchoring plate accessory to completely integrate the base of the product with the pavement.

Mile Path

Collection of outdoor wall luminaires with a rigorous, minimal design and LED light source that can be combined with wall and bollard versions.

Available in two sizes and various finishes with a double layer of powder coating.

Primer version to be painted after installation with regular water-based colors (tempera, stucco, water-based paints) to ensure flawless integration with the building.

The anchoring hardware is made of AISI 316L stainless steel. Diffuser is made of transparent, UV-stabilized polycarbonate. The asymmetric, reflecting screen is made of aluminum painted in black to reduce direct glare from reflections. It holds the LED source in a rear position. The downward, asymmetric light emission ensures the luminaire's compliance with existing light pollution laws.

Wall mounting bracket included.

Mile Wall

Complete family of wall luminaires with a rigorous, minimal design with LED light source, a design characterized by a die-cast aluminum trim with very low copper content and good mechanical features combined with good resistance against corrosion thanks to the surface chemical conversion treatment.

Available in two sizes and various finishes with a double layer of powder coating.

Primer version to be painted after installation with regular water-based colors (tempera, stucco, water-based paints) to ensure flawless integration with the building.

The anchoring hardware is made of AISI 316L stainless steel. The diffuser is perfectly flush with the decorative band and is made of transparent, UV-stabilized polycarbonate.

The asymmetric, reflecting screen is made of pure, oxidized and polished aluminum, with LED source in a rear position to reduce direct glare.

Its asymmetrical optical unit is designed to ensure a wide range of lighting features and flexible use in different architectural settings. Single-emission version directing light upwards or downwards and dual-emission version available. Each version is available in two different lighting solutions: wall-washer lighting or asymmetric lighting. For instance, by

using the version with light directed upwards in porticos or entrance halls, the ceiling itself becomes a diffuser, offering absolute comfort. Dual emission version is available with both identical optical units and mixed, asymmetric + washer optical units.

Mile Ceiling

Outdoor ceiling-mounted lights collection, with a rigorous, minimal design and LED light source that can be combined with wall, bollard and path versions.

Available in two different sizes and various finishes with a double layer of powder coating.

Primer version to be painted after installation with regular water-based colors (tempera, stucco, water-based paints) to ensure flawless integration with the building.

The optical unit is specifically designed to ensure maximum visual comfort and direct glare reduction without compromising overall efficiency: the light source comprises rear power LEDs; its transparent polycarbonate lenses ensure a controlled and homogeneous beam of light; and the glossy black polycarbonate cone reflectors provide an extreme, sharp-angled screening, all in a small footprint.

The optical unit is available in four different beam angles, allowing a wide range of uses and flexibility in the most varied architectural settings: both in the case of intense beams and diffuse light effects, optical control is always exceptional and spurious light is totally absent.

The anchoring hardware is made of AISI 316L stainless steel. Ceiling mounting bracket included.

Mile Recessed

Collection of outdoor, ceiling-mounted, recessed lights with a rigorous, minimal design and LED light source that can be combined with ceiling, wall, bollard and path versions.

Available in two different sizes and various finishes with a double layer of powder coating.

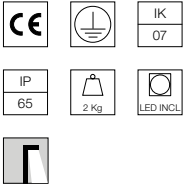
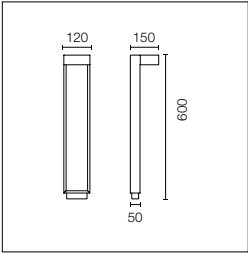
Primer version to be painted after installation with regular water-based colors (tempera, stucco, water-based paints) to ensure flawless integration with the building.

As in ceiling versions, the optical unit is specifically designed to ensure maximum visual comfort and direct glare reduction without compromising overall efficiency: the light source comprises rear power LEDs; its transparent polycarbonate lenses ensure a controlled and homogeneous beam of light; and the glossy black polycarbonate cone reflectors provide an extreme, sharp-angled screening, all in a small footprint. The optical unit is available in four different beam angles, allowing a wide range of uses and flexibility in the most varied architectural settings: both in the case of intense beams and diffuse light effects, optical control is always exceptional and spurious light is totally absent.

The luminaire can be installed in a drop ceiling using the supplied springs. The minimal thickness of the stop frame allows a perfect, aesthetic finish of the luminaire in the ceiling.

The accessory box for installation in galvanized steel for concreting is available for brick or reinforced concrete ceilings.

Mile Bollard 1 600 Mono



Sorgente luminosa a LED inclusa. Alimentazione elettrica 220-240V ON/OFF integrata. Dotato di uno spezzone di cavo uscente in neoprene e un sistema di giunzione IP68 H₂O Stop anti-condensa a 2 vie. L'apparecchio è installabile su qualsiasi pavimento per mezzo di tasselli. Piastra di ancoraggio per l'installazione su pavimentazione da gettare con plinto di cemento da ordinare separatamente.

LED light source included. Integrated 220-240V ON/OFF electrical power. Equipped with a length of neoprene cable and an IP68 2-way anti-condensation H₂O stop seal system. The device may be installed on any flooring with anchors. Anchoring plate for installation on flooring laid over concrete sold separately.

2200K disponibile su richiesta.

2200K available on request.

Mid - Power Led: 4,9W - 427 lm ≠ FIXT 283 lm - 2700K/CRI 80 - 220-240V / 4,9W - 445 lm ≠ FIXT 294 lm - 3000K/CRI 80 - 220-240V / 4,9W - 462 lm ≠ FIXT 305 lm - 4000K/CRI 80 - 220-240V

2700K

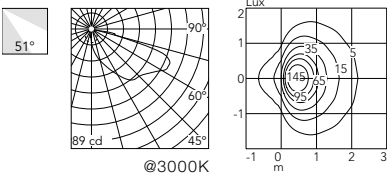
- F015G21A001
- F015G21A006
- F015G21A012
- F015G21A018
- F015G21A030
- F015G21A033

3000K

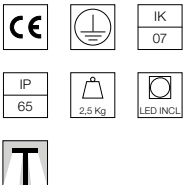
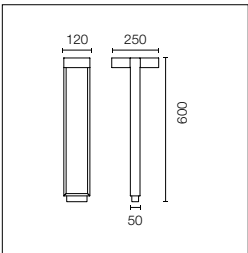
- F015G31A001
- F015G31A006
- F015G31A012
- F015G31A018
- F015G31A030
- F015G31A033

4000K

- F015G41A001
- F015G41A006
- F015G41A012
- F015G41A018
- F015G41A030
- F015G41A033



Mile Bollard 1 600 Double



Sorgente luminosa a LED inclusa. Alimentazione elettrica 220-240V ON/OFF integrata. Dotato di uno spezzone di cavo uscente in neoprene e un sistema di giunzione IP68 H₂O Stop anti-condensa a 2 vie. L'apparecchio è installabile su qualsiasi pavimento per mezzo di tasselli. Piastra di ancoraggio per l'installazione su pavimentazione da gettare con plinto di cemento da ordinare separatamente.

LED light source included. Integrated 220-240V ON/OFF electrical power. Equipped with a length of neoprene cable and an IP68 2-way anti-condensation H₂O stop seal system. The device may be installed on any flooring with anchors. Anchoring plate for installation on flooring laid over concrete sold separately.

2200K disponibile su richiesta.

2200K available on request.

Mid - Power Led: 9,8W - 2x427 lm ≠ FIXT 2x283 lm - 2700K/CRI 80 - 220-240V / 9,8W - 2x445 lm ≠ FIXT 2x294 lm - 3000K/CRI 80 - 220-240V / 9,8W - 2x462 lm ≠ FIXT 2x305 lm - 4000K/CRI 80 - 220-240V

2700K

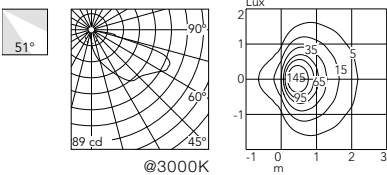
- F015G22A001
- F015G22A006
- F015G22A012
- F015G22A018
- F015G22A030
- F015G22A033

3000K

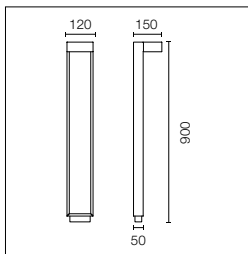
- F015G32A001
- F015G32A006
- F015G32A012
- F015G32A018
- F015G32A030
- F015G32A033

4000K

- F015G42A001
- F015G42A006
- F015G42A012
- F015G42A018
- F015G42A030
- F015G42A033



Mile Bollard 1 900 Mono



Sorgente luminosa a LED inclusa. Alimentazione elettrica 220-240V ON/OFF integrata. Dotato di uno spezzone di cavo uscente in neoprene e un sistema di giunzione IP68 H₂O Stop anti-condensa a 2 vie. L'apparecchio è installabile su qualsiasi pavimento per mezzo di tasselli. Piastra di ancoraggio per l'installazione su pavimentazione da gettare con plinto di cemento da ordinare separatamente.

LED light source included. Integrated 220-240V ON/OFF electrical power. Equipped with a length of neoprene cable and an IP68 2-way anti-condensation H₂O stop seal system. The device may be installed on any flooring with anchors. Anchoring plate for installation on flooring laid over concrete sold separately.

2200K disponibile su richiesta.

2200K available on request.

Mid - Power Led: 4,9W - 427 lm ≠ FIXT 283 lm - 2700K/CRI 80 - 220-240V / 4,9W - 445 lm ≠ FIXT 294 lm - 3000K/CRI 80 - 220-240V / 4,9W - 462 lm ≠ FIXT 305 lm - 4000K/CRI 80 - 220-240V

2700K

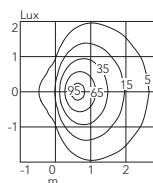
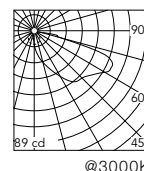
- F015H21A001
- F015H21A006
- F015H21A012
- F015H21A018
- F015H21A030
- F015H21A033

3000K

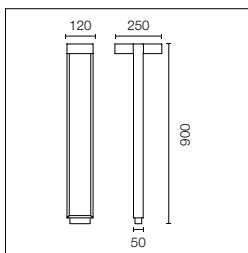
- F015H31A001
- F015H31A006
- F015H31A012
- F015H31A018
- F015H31A030
- F015H31A033

4000K

- F015H41A001
- F015H41A006
- F015H41A012
- F015H41A018
- F015H41A030
- F015H41A033



Mile Bollard 1 900 Double



Sorgente luminosa a LED inclusa. Alimentazione elettrica 220-240V ON/OFF integrata. Dotato di uno spezzone di cavo uscente in neoprene e un sistema di giunzione IP68 H₂O Stop anti-condensa a 2 vie. L'apparecchio è installabile su qualsiasi pavimento per mezzo di tasselli. Piastra di ancoraggio per l'installazione su pavimentazione da gettare con plinto di cemento da ordinare separatamente.

LED light source included. Integrated 220-240V ON/OFF electrical power. Equipped with a length of neoprene cable and an IP68 2-way anti-condensation H₂O stop seal system. The device may be installed on any flooring with anchors. Anchoring plate for installation on flooring laid over concrete sold separately.

2200K disponibile su richiesta.

2200K available on request.

Mid - Power Led: 9,8W - 2x427 lm ≠ FIXT 2x283 lm - 2700K/CRI 80 - 220-240V / 9,8W - 2x445 lm ≠ FIXT 2x294 lm - 3000K/CRI 80 - 220-240V / 9,8W - 2x462 lm ≠ FIXT 2x305 lm - 4000K/CRI 80 - 220-240V

2700K

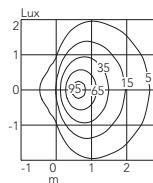
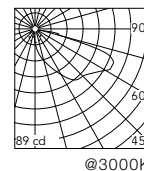
- F015H22A001
- F015H22A006
- F015H22A012
- F015H22A018
- F015H22A030
- F015H22A033

3000K

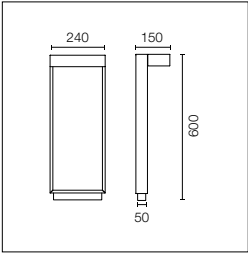
- F015H32A001
- F015H32A006
- F015H32A012
- F015H32A018
- F015H32A030
- F015H32A033

4000K

- F015H42A001
- F015H42A006
- F015H42A012
- F015H42A018
- F015H42A030
- F015H42A033



Mile Bollard 2 600 Mono



Sorgente luminosa a LED inclusa. Alimentazione elettrica 220-240V ON/OFF integrata. Dotato di uno spezzone di cavo uscente in neoprene e un sistema di giunzione IP68 H₂O Stop anti-condensa a 2 vie. L'apparecchio è installabile su qualsiasi pavimento per mezzo di tasselli. Piastra di ancoraggio per l'installazione su pavimentazione da gettare con plinto di cemento da ordinare separatamente.

LED light source included. Integrated 220-240V ON/OFF electrical power. Equipped with a length of neoprene cable and an IP68 2-way anti-condensation H₂O stop seal system. The device may be installed on any flooring with anchors. Anchoring plate for installation on flooring laid over concrete sold separately.

2200K disponibile su richiesta.

2200K available on request.

Mid - Power Led: 7,8W - 838 lm ≠ FIXT 603 lm - 2700K/CRI 80 - 220-240V / 7,8W - 872 lm ≠ FIXT 627 lm - 3000K/CRI 80 - 220-240V / 7,8W - 905 lm ≠ FIXT 651 lm - 4000K/CRI 80 - 220-240V

2700K

Non Dimmable

- F015J21A001
- F015J21A006
- F015J21A012
- F015J21A018
- F015J21A030
- F015J21A033

1-10V

- F015J21B001
- F015J21B006
- F015J21B012
- F015J21B018
- F015J21B030
- F015J21B033

Dali

- F015J21D001
- F015J21D006
- F015J21D012
- F015J21D018
- F015J21D030
- F015J21D033

3000K

Non Dimmable

- F015J31A001
- F015J31A006
- F015J31A012
- F015J31A018
- F015J31A030
- F015J31A033

1-10V

- F015J31B001
- F015J31B006
- F015J31B012
- F015J31B018
- F015J31B030
- F015J31B033

Dali

- F015J31D001
- F015J31D006
- F015J31D012
- F015J31D018
- F015J31D030
- F015J31D033

4000K

Non Dimmable

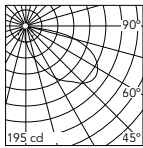
- F015J41A001
- F015J41A006
- F015J41A012
- F015J41A018
- F015J41A030
- F015J41A033

1-10V

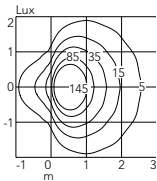
- F015J41B001
- F015J41B006
- F015J41B012
- F015J41B018
- F015J41B030
- F015J41B033

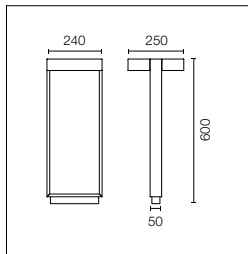
Dali

- F015J41D001
- F015J41D006
- F015J41D012
- F015J41D018
- F015J41D030
- F015J41D033



@3000K





Sorgente luminosa a LED inclusa. Alimentazione elettrica 220-240V ON/OFF integrata. Dotato di uno spezzone di cavo uscente in neoprene e un sistema di giunzione IP68 H₂O Stop anti-condensa a 2 vie. L'apparecchio è installabile su qualsiasi pavimento per mezzo di tasselli. Piastra di ancoraggio per l'installazione su pavimentazione da gettare con plinto di cemento da ordinare separatamente.

LED light source included. Integrated 220-240V ON/OFF electrical power. Equipped with a length of neoprene cable and an IP68 2-way anti-condensation H₂O stop seal system. The device may be installed on any flooring with anchors. Anchoring plate for installation on flooring laid over concrete sold separately.

2200K disponibile su richiesta.

2200K available on request.

Mid - Power Led: 15,6W - 2x838 lm ≠ FIXT 2x603 lm - 2700K/CRI 80 - 220-240V / 15,6W - 2x872 lm ≠ FIXT 2x627 lm - 3000K/CRI 80 - 220-240V / 15,6W - 2x905 lm ≠ FIXT 2x651 lm - 4000K/CRI 80 - 220-240V

2700K

Non Dimmable

- F015J22A001
- F015J22A006
- F015J22A012
- F015J22A018
- F015J22A030
- F015J22A033

1-10V

- F015J22B001
- F015J22B006
- F015J22B012
- F015J22B018
- F015J22B030
- F015J22B033

Dali

- F015J22D001
- F015J22D006
- F015J22D012
- F015J22D018
- F015J22D030
- F015J22D033

3000K

Non Dimmable

- F015J32A001
- F015J32A006
- F015J32A012
- F015J32A018
- F015J32A030
- F015J32A033

1-10V

- F015J32B001
- F015J32B006
- F015J32B012
- F015J32B018
- F015J32B030
- F015J32B033

Dali

- F015J32D001
- F015J32D006
- F015J32D012
- F015J32D018
- F015J32D030
- F015J32D033

4000K

Non Dimmable

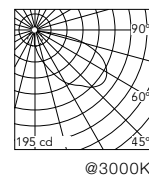
- F015J42A001
- F015J42A006
- F015J42A012
- F015J42A018
- F015J42A030
- F015J42A033

1-10V

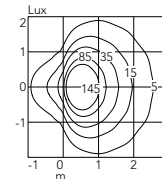
- F015J42B001
- F015J42B006
- F015J42B012
- F015J42B018
- F015J42B030
- F015J42B033

Dali

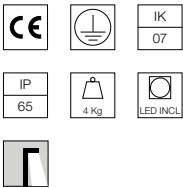
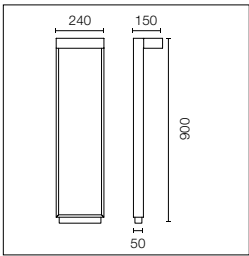
- F015J42D001
- F015J42D006
- F015J42D012
- F015J42D018
- F015J42D030
- F015J42D033



@3000K



Mile Bollard 2 900 Mono



Sorgente luminosa a LED inclusa. Alimentazione elettrica 220-240V ON/OFF e dimmerabile 1-10V e DALI integrata. Dotato di uno spezzone di cavo uscente in neoprene e un sistema di giunzione IP68 H₂O Stop anti-condensa a 2 vie. L'apparecchio è installabile su qualsiasi pavimento per mezzo di tasselli. Piastra di ancoraggio per l'installazione su pavimentazione da gettare con plinto di cemento da ordinare separatamente.

LED light source included. Integrated 220-240V ON/OFF and 1-10V or DALI dimmable electrical power. Equipped with a length of neoprene cable and an IP68 H₂O stop seal system. The device may be installed on any flooring with anchors. Anchoring plate for installation on flooring laid over concrete sold separately.

2200K disponibile su richiesta.

2200K available on request.

Mid - Power Led: 7,8W - 838 lm ≠ FIXT 603 lm - 2700K/CRI 80 - 220-240V / 7,8W - 872 lm ≠ FIXT 627 lm - 3000K/CRI 80 - 220-240V / 7,8W - 905 lm ≠ FIXT 651 lm - 4000K/CRI 80 - 220-240V

2700K

Non Dimmable

- F015K21A001
- F015K21A006
- F015K21A012
- F015K21A018
- F015K21A030
- F015K21A033

1-10V

- F015K21B001
- F015K21B006
- F015K21B012
- F015K21B018
- F015K21B030
- F015K21B033

Dali

- F015K21D001
- F015K21D006
- F015K21D012
- F015K21D018
- F015K21D030
- F015K21D033

3000K

Non Dimmable

- F015K31A001
- F015K31A006
- F015K31A012
- F015K31A018
- F015K31A030
- F015K31A033

1-10V

- F015K31B001
- F015K31B006
- F015K31B012
- F015K31B018
- F015K31B030
- F015K31B033

Dali

- F015K31D001
- F015K31D006
- F015K31D012
- F015K31D018
- F015K31D030
- F015K31D033

4000K

Non Dimmable

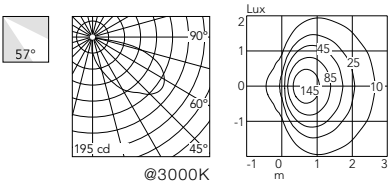
- F015K41A001
- F015K41A006
- F015K41A012
- F015K41A018
- F015K41A030
- F015K41A033

1-10V

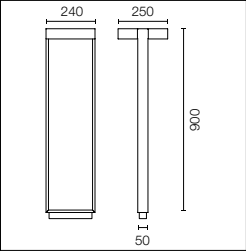
- F015K41B001
- F015K41B006
- F015K41B012
- F015K41B018
- F015K41B030
- F015K41B033

Dali

- F015K41D001
- F015K41D006
- F015K41D012
- F015K41D018
- F015K41D030
- F015K41D033



Mile Bollard 2 900 Double



Sorgente luminosa a LED inclusa. Alimentazione elettrica 220-240V ON/OFF E DIMMERABILE 1-10V E DALI integrata. Dotato di uno spezzone di cavo uscente in neoprene e un sistema di giunzione IP68 H₂O Stop anti-condensa a 2 vie. L'apparecchio è installabile su qualsiasi pavimento per mezzo di tasselli. Piastra di ancoraggio per l'installazione su pavimentazione da gettare con plinto di cemento da ordinare separatamente.

LED light source included. Integrated 220-240V ON/OFF electrical power. Equipped with a length of neoprene cable and an IP68 2-way anti-condensation H₂O stop seal system. The device may be installed on any flooring with anchors. Anchoring plate for installation on flooring laid over concrete sold separately.

2200K disponibile su richiesta.

2200K available on request.

Mid - Power Led: 15,6W - 2x838 lm ≠ FIXT 2x603 lm - 2700K/CRI 80 - 220-240V / 15,6W - 2x872 lm ≠ FIXT 2x627 lm - 3000K/CRI 80 - 220-240V / 15,6W - 2x905 lm ≠ FIXT 2x651 lm - 4000K/CRI 80 - 220-240V

2700K

Non Dimmable

- F015K22A001
 - F015K22A006
 - F015K22A012
 - F015K22A018
 - F015K22A030
 - F015K22A033
- 1-10V
- F015K22B001
 - F015K22B006
 - F015K22B012
 - F015K22B018
 - F015K22B030
 - F015K22B033
- Dali
- F015K22D001
 - F015K22D006
 - F015K22D012
 - F015K22D018
 - F015K22D030
 - F015K22D033

3000K

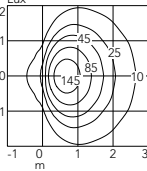
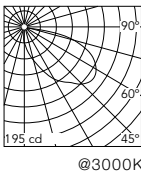
Non Dimmable

- F015K32A001
 - F015K32A006
 - F015K32A012
 - F015K32A018
 - F015K32A030
 - F015K32A033
- 1-10V
- F015K32B001
 - F015K32B006
 - F015K32B012
 - F015K32B018
 - F015K32B030
 - F015K32B033
- Dali
- F015K32D001
 - F015K32D006
 - F015K32D012
 - F015K32D018
 - F015K32D030
 - F015K32D033

4000K

Non Dimmable

- F015K42A001
 - F015K42A006
 - F015K42A012
 - F015K42A018
 - F015K42A030
 - F015K42A033
- 1-10V
- F015K42B001
 - F015K42B006
 - F015K42B012
 - F015K42B018
 - F015K42B030
 - F015K42B033
- Dali
- F015K42D001
 - F015K42D006
 - F015K42D012
 - F015K42D018
 - F015K42D030
 - F015K42D033



Mile Bollard: Accessori / Accessories

Piastra tirafondi.

Base plate with bolt.

Bollard 1

F015Z000000



Piastra tirafondi.

Base plate with bolt.

Bollard 2

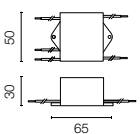
F015Z010000



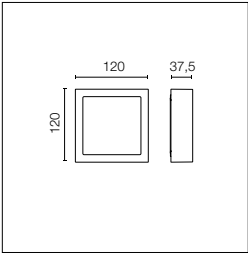
Dispositivo di protezione per il sovraccarico. 275 Vac. Corrente massima di scarica 10KA (8/29us). Massima corrente operativa 5A. Adatto per la connessione in serie. IP66.

Surge protection device. 275Vac. Maximum discharge current 10KA (8/20us). Maximum operating current 5A. Suitable for series connection. IP66.

F990E00A000



Mile Path 1



Sorgente luminosa a LED inclusa. Alimentazione elettrica 220-240V ON/OFF integrata.
Dotato di doppio passacavo per collegamento entra-esce. Staffa di fissaggio inclusa.

2200K disponibile su richiesta.

LED light source included. Integrated 220–240 V ON/OFF electrical power. Equipped with double cable gland for inlet and outlet connection. Fixing bracket included.

2200K available on request.

Mid - Power Led: 4,9W - 422 lm ≠ FIXT 100 lm - 2700K/CRI>80 - 220-240V / 4,9W - 439 lm ≠ FIXT 104 lm - 3000K/CRI>80 - 220-240V / 4,9W - 456 lm ≠ FIXT 108 lm - 4000/CRI>80 - 220-240V

2700K

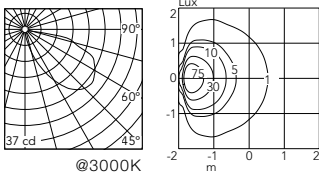
- F015L20A000
- F015L20A001
- F015L20A006
- F015L20A012
- F015L20A018
- F015L20A030
- F015L20A033

3000K

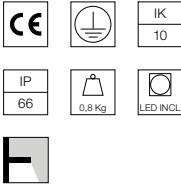
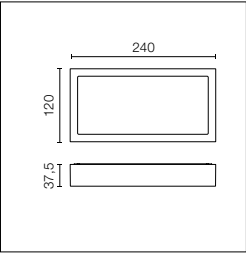
- F015L30A000
- F015L30A001
- F015L30A006
- F015L30A012
- F015L30A018
- F015L30A030
- F015L30A033

4000K

- F015L40A000
- F015L40A001
- F015L40A006
- F015L40A012
- F015L40A018
- F015L40A030
- F015L40A033



* Dati tecnici e fotometrie preliminari. / Preliminary technical specs and photometries.



Sorgente luminosa a LED inclusa. Alimentazione elettrica 220-240V ON/OFF integrata e dimmabile 1-10V o DALI integrata. Dotata di passacavo per collegamento di sicurezza a tenuta IP. Staffa di fissaggio inclusa.

LED light source included. Integrated 220-240V ON/OFF and 1-10V/DALI dimmable electrical power. Equipped with a cable gland for safety connection with IP tightness. Fixing bracket included.

2200K disponibile su richiesta.

2200K available on request.

Mid - Power Led: 7,6W - 818 lm ≠ FIXT 172 lm - 2700K/CRI>80 - 220-240V / 7,6W - 850 lm ≠ FIXT 179 lm - 3000K/CRI>80 - 220-240V / 7,6W - 883 lm ≠ FIXT 186 lm - 4000/CRI>80 - 220-240V

2700K

Non Dimmable

- F015M20A000
 - F015M20A001
 - F015M20A006
 - F015M20A012
 - F015M20A018
 - F015M20A030
 - F015M20A033
- 1-10V
- F015M20B000
 - F015M20B001
 - F015M20B006
 - F015M20B012
 - F015M20B018
 - F015M20B030
 - F015M20B033
- Dali
- F015M20D000
 - F015M20D001
 - F015M20D006
 - F015M20D012
 - F015M20D018
 - F015M20D030
 - F015M20D033

3000K

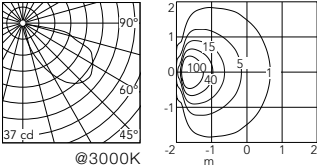
Non Dimmable

- F015M30A000
 - F015M30A001
 - F015M30A006
 - F015M30A012
 - F015M30A018
 - F015M30A030
 - F015M30A033
- 1-10V
- F015M30B000
 - F015M30B001
 - F015M30B006
 - F015M30B012
 - F015M30B018
 - F015M30B030
 - F015M30B033
- Dali
- F015M30D000
 - F015M30D001
 - F015M30D006
 - F015M30D012
 - F015M30D018
 - F015M30D030
 - F015M30D033

4000K


Non Dimmable

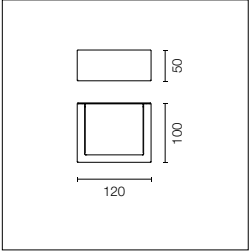
- F015M40A000
 - F015M40A001
 - F015M40A006
 - F015M40A012
 - F015M40A018
 - F015M40A030
 - F015M40A033
- 1-10V
- F015M40B000
 - F015M40B001
 - F015M40B006
 - F015M40B012
 - F015M40B018
 - F015M40B030
 - F015M40B033
- Dali
- F015M40D000
 - F015M40D001
 - F015M40D006
 - F015M40D012
 - F015M40D018
 - F015M40D030
 - F015M40D033









* Dati tecnici e fotometrie preliminari. / Preliminary technical specs and photometries.

Mile Wall 1 Asymmetric Up









Sorgente luminosa a LED inclusa. Alimentazione elettrica 220-240V ON/OFF integrata. Dotato di doppio passacavo per collegamento entra-escei.

LED light source included. Integrated 220-240V ON/OFF electrical power. Equipped with double cable gland for electrical connection.

2200K disponibile su richiesta.

2200K available on request.

Mid - Power Led: 4,9W - 427 lm ≠ FIXT 283 lm - 2700K/CRI 80 - 220-240V / 4,9W - 445 lm ≠ FIXT 294 lm - 3000K/CRI 80 - 220-240V / 4,9W - 462 lm ≠ FIXT 305 lm - 4000K/CRI 80 - 220-240V

2700K

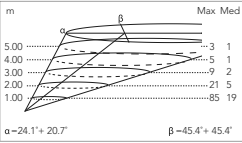
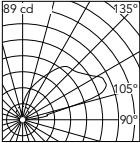
- F015A21A000
- F015A21A001
- F015A21A006
- F015A21A012
- F015A21A018
- F015A21A030
- F015A21A033

3000K

- F015A31A000
- F015A31A001
- F015A31A006
- F015A31A012
- F015A31A018
- F015A31A030
- F015A31A033


4000K

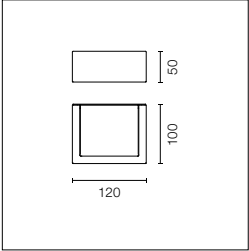
- F015A41A000
- F015A41A001
- F015A41A006
- F015A41A012
- F015A41A018
- F015A41A030
- F015A41A033









@3000K

Mile Wall 1 Asymmetric Down









Sorgente luminosa a LED inclusa. Alimentazione elettrica 220-240V ON/OFF integrata. Dotato di doppio passacavo per collegamento entra-escei.

LED light source included. Integrated 220-240V ON/OFF electrical power. Equipped with double cable gland for electrical connection.

2200K disponibile su richiesta.

2200K available on request.

Mid - Power Led: 4,9W - 427 lm ≠ FIXT 283 lm - 2700K/CRI 80 - 220-240V / 4,9W - 445 lm ≠ FIXT 294 lm - 3000K/CRI 80 - 220-240V / 4,9W - 462 lm ≠ FIXT 305 lm - 4000K/CRI 80 - 220-240V

2700K

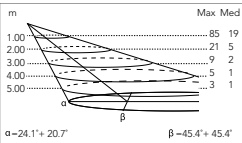
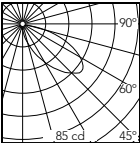
- F015A22A000
- F015A22A001
- F015A22A006
- F015A22A012
- F015A22A018
- F015A22A030
- F015A22A033

3000K

- F015A32A000
- F015A32A001
- F015A32A006
- F015A32A012
- F015A32A018
- F015A32A030
- F015A32A033

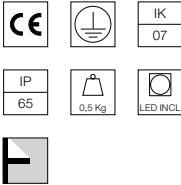
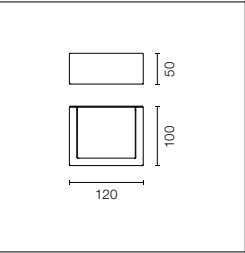
4000K

- F015A42A000
- F015A42A001
- F015A42A006
- F015A42A012
- F015A42A018
- F015A42A030
- F015A42A033



@3000K

Mile Wall 1 Washer Up



Sorgente luminosa a LED inclusa. Alimentazione elettrica 220-240V ON/OFF integrata. Dotato di doppio passacavo per collegamento entra-esce.

LED light source included. Integrated 220-240V ON/OFF electrical power. Equipped with double cable gland for electrical connection.

2200K disponibile su richiesta.

2200K available on request.

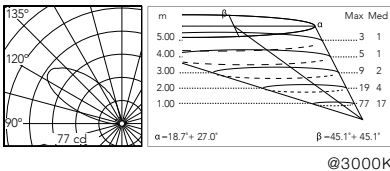
Mid - Power Led: 4,9W - 427 lm ≠ FIXT 291 lm - 2700K/CRI 80 - 220-240V / 4,9W - 445 lm ≠ FIXT 303 lm - 3000K/CRI 80 - 220-240V / 4,9W - 462 lm ≠ FIXT 314 lm - 4000K/CRI 80 - 220-240V

- 2700K**

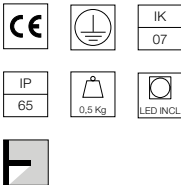
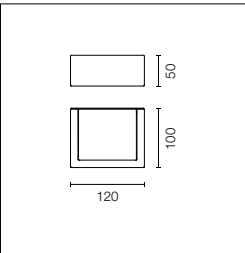
 - F015B21A000
 - F015B21A001
 - F015B21A006
 - F015B21A012
 - F015B21A018
 - F015B21A030
 - F015B21A033
- 3000K**

 - F015B31A000
 - F015B31A001
 - F015B31A006
 - F015B31A012
 - F015B31A018
 - F015B31A030
 - F015B31A033
- 4000K**

 - F015B41A000
 - F015B41A001
 - F015B41A006
 - F015B41A012
 - F015B41A018
 - F015B41A030
 - F015B41A033



Mile Wall 1 Washer Down



Sorgente luminosa a LED inclusa. Alimentazione elettrica 220-240V ON/OFF integrata. Dotato di doppio passacavo per collegamento entra-esce.

LED light source included. Integrated 220-240V ON/OFF electrical power. Equipped with double cable gland for electrical connection.

2200K disponibile su richiesta.

2200K available on request.

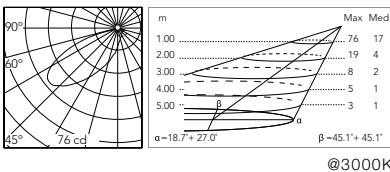
Mid - Power Led: 4,9W - 427 lm ≠ FIXT 291 lm - 2700K/CRI 80 - 220-240V / 4,9W - 445 lm ≠ FIXT 303 lm - 3000K/CRI 80 - 220-240V / 4,9W - 462 lm ≠ FIXT 314 lm - 4000K/CRI 80 - 220-240V

- 2700K**


 - F015B22A000
 - F015B22A001
 - F015B22A006
 - F015B22A012
 - F015B22A018
 - F015B22A030
 - F015B22A033
- 3000K**

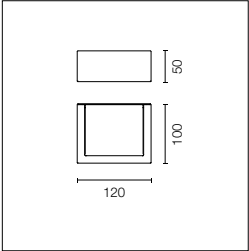
 - F015B32A000
 - F015B32A001
 - F015B32A006
 - F015B32A012
 - F015B32A018
 - F015B32A030
 - F015B32A033
- 4000K**




 - F015B42A000
 - F015B42A001
 - F015B42A006
 - F015B42A012
 - F015B42A018
 - F015B42A030
 - F015B42A033






Mile Wall 1 Asymmetric Up & Down









Sorgente luminosa a LED inclusa. Alimentazione elettrica 220-240V ON/OFF integrata. Dotato di doppio passacavo per collegamento entra-escei.

LED light source included. Integrated 220-240V ON/OFF electrical power. Equipped with double cable gland for electrical connection.

2200K disponibile su richiesta.

2200K available on request.

Mid - Power Led: 8,1W - 2x427 lm ≠ FIXT 2x291 lm - 2700K/CRI 80 - 220-240V / 8,1W - 2x445 lm ≠ FIXT 2x303 lm - 3000K/CRI 80 - 220-240V / 8,1W - 2x462 lm ≠ FIXT 2x314 lm - 4000K/CRI 80 - 220-240V

2700K

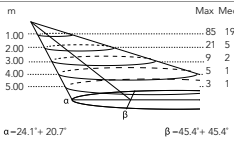
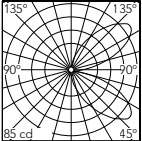
- F015A23A000
- F015A23A001
- F015A23A006
- F015A23A012
- F015A23A018
- F015A23A030
- F015A23A033

3000K

- F015A33A000
- F015A33A001
- F015A33A006
- F015A33A012
- F015A33A018
- F015A33A030
- F015A33A033


4000K

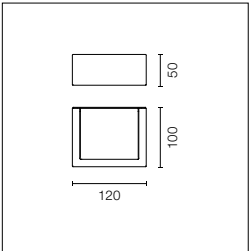
- F015A43A000
- F015A43A001
- F015A43A006
- F015A43A012
- F015A43A018
- F015A43A030
- F015A43A033









@3000K

Mile Wall 1 Washer Up & Down









Sorgente luminosa a LED inclusa. Alimentazione elettrica 220-240V ON/OFF integrata. Dotato di doppio passacavo per collegamento entra-escei.

LED light source included. Integrated 220-240V ON/OFF electrical power. Equipped with double cable gland for electrical connection.

2200K disponibile su richiesta.

2200K available on request.

Mid - Power Led: 8,1W - 2x427 lm ≠ FIXT 2x291 lm - 2700K/CRI 80 - 220-240V / 8,1W - 2x445 lm ≠ FIXT 2x303 lm - 3000K/CRI 80 - 220-240V / 8,1W - 2x462 lm ≠ FIXT 2x314 lm - 4000K/CRI 80 - 220-240V

2700K

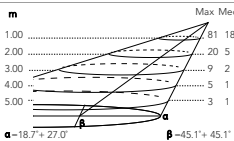
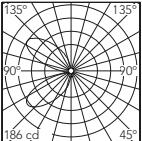
- F015B23A000
- F015B23A001
- F015B23A006
- F015B23A012
- F015B23A018
- F015B23A030
- F015B23A033

3000K

- F015B33A000
- F015B33A001
- F015B33A006
- F015B33A012
- F015B33A018
- F015B33A030
- F015B33A033

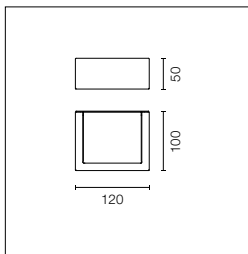
4000K

- F015B43A000
- F015B43A001
- F015B43A006
- F015B43A012
- F015B43A018
- F015B43A030
- F015B43A033



@3000K

Mile Wall 1 Washer Down + Asymmetric Up



Sorgente luminosa a LED inclusa. Alimentazione elettrica 220-240V ON/OFF integrata. Dotato di doppio passacavo per collegamento entra-esce.

LED light source included. Integrated 220-240V ON/OFF electrical power. Equipped with double cable gland for electrical connection.

2200K disponibile su richiesta.

2200K available on request.

Mid - Power Led: 8,1W - 2x427 lm ≠ FIXT 291+283 lm - 2700K/CRI 80 - 220-240V / 8,1W - 2x445 lm ≠ FIXT 303+294 lm - 3000K/CRI 80 - 220-240V / 8,1W - 2x462 lm ≠ FIXT 314+305 lm - 4000K/CRI 80 - 220-240V

2700K

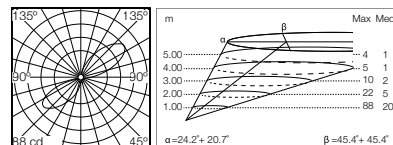
- F015C24A000
- F015C24A001
- F015C24A006
- F015C24A012
- F015C24A018
- F015C24A030
- F015C24A033

3000K

- F015C34A000
- F015C34A001
- F015C34A006
- F015C34A012
- F015C34A018
- F015C34A030
- F015C34A033

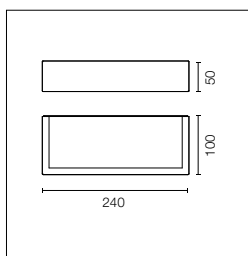
4000K

- F015C44A000
- F015C44A001
- F015C44A006
- F015C44A012
- F015C44A018
- F015C44A030
- F015C44A033



@3000K

Mile Wall 2 Asymmetric Up



Sorgente luminosa a LED inclusa. Alimentazione elettrica 220-240V ON/OFF e dimmabile 1-10V o DALI integrata. Dotato di doppio passacavo per collegamento entra-esce.

LED light source included. Integrated 220-240V ON/OFF and 1-10V or DALI dimmable electrical power. Equipped with double cable gland for electrical connection.

2200K disponibile su richiesta.

2200K available on request.

Mid - Power Led: 7,8W - 838 lm ≠ FIXT 603 lm - 2700K/CRI 80 - 220-240V / 7,8W - 872 lm ≠ FIXT 627 lm - 3000K/CRI 80 - 220-240V / 7,8W - 905 lm ≠ FIXT 651 lm - 4000K/CRI 80 - 220-240V

2700K

Non Dimmable

- F015D21A000
- F015D21A001
- F015D21A006
- F015D21A012
- F015D21A018
- F015D21A030
- F015D21A033

1-10V

- F015D21B000
- F015D21B001
- F015D21B006
- F015D21B012
- F015D21B018
- F015D21B030
- F015D21B033

Dali

- F015D21D000
- F015D21D001
- F015D21D006
- F015D21D012
- F015D21D018
- F015D21D030
- F015D21D033

3000K

Non Dimmable

- F015D31A000
- F015D31A001
- F015D31A006
- F015D31A012
- F015D31A018
- F015D31A030
- F015D31A033

1-10V

- F015D31B000
- F015D31B001
- F015D31B006
- F015D31B012
- F015D31B018
- F015D31B030
- F015D31B033

Dali

- F015D31D000
- F015D31D001
- F015D31D006
- F015D31D012
- F015D31D018
- F015D31D030
- F015D31D033

4000K

Non Dimmable

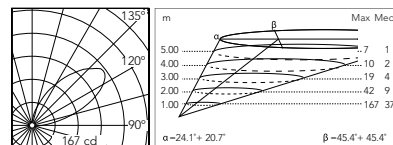
- F015D41A000
- F015D41A001
- F015D41A006
- F015D41A012
- F015D41A018
- F015D41A030
- F015D41A033

1-10V

- F015D41B000
- F015D41B001
- F015D41B006
- F015D41B012
- F015D41B018
- F015D41B030
- F015D41B033

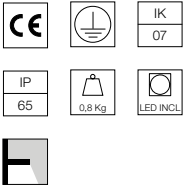
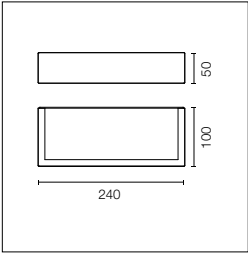
Dali

- F015D41D000
- F015D41D001
- F015D41D006
- F015D41D012
- F015D41D018
- F015D41D030
- F015D41D033



@3000K

Mile Wall 2 Asymmetric Down



Sorgente luminosa a LED inclusa. Alimentazione elettrica 220-240V ON/OFF e dimmarabile 1-10V o DALI integrata. Dotato di doppio passacavo per collegamento entra-esce.

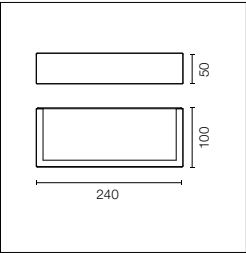
LED light source included. Integrated 220-240V ON/OFF and 1-10V or DALI dimmable electrical power. Equipped with double cable gland for electrical connection.

2200K disponibile su richiesta.

2200K available on request.

Mid - Power Led: 7,8W - 838 lm ≠ FIXT 603 lm - 2700K/CRI 80 - 220-240V / 7,8W - 872 lm ≠ FIXT 627 lm - 3000K/CRI 80 - 220-240V / 7,8W - 905 lm ≠ FIXT 651 lm - 4000K/CRI 80 - 220-240V

2700K	3000K	4000K	
Non Dimmable	Non Dimmable	Non Dimmable	
<input type="radio"/> F015D22A000	<input type="radio"/> F015D32A000	<input type="radio"/> F015D42A000	
<input type="radio"/> F015D22A001	<input type="radio"/> F015D32A001	<input type="radio"/> F015D42A001	
<input type="radio"/> F015D22A006	<input type="radio"/> F015D32A006	<input type="radio"/> F015D42A006	
<input checked="" type="radio"/> F015D22A012	<input checked="" type="radio"/> F015D32A012	<input checked="" type="radio"/> F015D42A012	
<input checked="" type="radio"/> F015D22A018	<input checked="" type="radio"/> F015D32A018	<input checked="" type="radio"/> F015D42A018	
<input checked="" type="radio"/> F015D22A030	<input checked="" type="radio"/> F015D32A030	<input checked="" type="radio"/> F015D42A030	
<input checked="" type="radio"/> F015D22A033	<input checked="" type="radio"/> F015D32A033	<input checked="" type="radio"/> F015D42A033	
1-10V	1-10V	1-10V	
<input type="radio"/> F015D22B000	<input type="radio"/> F015D32B000	<input type="radio"/> F015D42B000	
<input type="radio"/> F015D22B001	<input type="radio"/> F015D32B001	<input type="radio"/> F015D42B001	
<input type="radio"/> F015D22B006	<input type="radio"/> F015D32B006	<input type="radio"/> F015D42B006	
<input checked="" type="radio"/> F015D22B012	<input checked="" type="radio"/> F015D32B012	<input checked="" type="radio"/> F015D42B012	
<input checked="" type="radio"/> F015D22B018	<input checked="" type="radio"/> F015D32B018	<input checked="" type="radio"/> F015D42B018	
<input checked="" type="radio"/> F015D22B030	<input checked="" type="radio"/> F015D32B030	<input checked="" type="radio"/> F015D42B030	
<input checked="" type="radio"/> F015D22B033	<input checked="" type="radio"/> F015D32B033	<input checked="" type="radio"/> F015D42B033	
Dali	Dali	Dali	
<input type="radio"/> F015D22D000	<input type="radio"/> F015D32D000	<input type="radio"/> F015D42D000	
<input type="radio"/> F015D22D001	<input type="radio"/> F015D32D001	<input type="radio"/> F015D42D001	
<input type="radio"/> F015D22D006	<input type="radio"/> F015D32D006	<input type="radio"/> F015D42D006	
<input checked="" type="radio"/> F015D22D012	<input checked="" type="radio"/> F015D32D012	<input checked="" type="radio"/> F015D42D012	
<input checked="" type="radio"/> F015D22D018	<input checked="" type="radio"/> F015D32D018	<input checked="" type="radio"/> F015D42D018	
<input checked="" type="radio"/> F015D22D030	<input checked="" type="radio"/> F015D32D030	<input checked="" type="radio"/> F015D42D030	
<input checked="" type="radio"/> F015D22D033	<input checked="" type="radio"/> F015D32D033	<input checked="" type="radio"/> F015D42D033	



Sorgente luminosa a LED inclusa. Alimentazione elettrica 220-240V ON/OFF e dimmarabile 1-10V o DALI integrata. Dotato di doppio passacavo per collegamento entra-escl.

LED light source included. Integrated 220-240V ON/OFF and 1-10V or DALI dimmable electrical power. Equipped with double cable gland for electrical connection.

2200K disponibile su richiesta.

2200K available on request.

Mid - Power Led: 6,4W - 661 lm ≠ FIXT 453 lm - 2700K/CRI 80 - 220-240V / 6,4W - 714 lm ≠ FIXT 471 lm - 3000K/CRI 80 - 220-240V / 6,4W - 714 lm ≠ FIXT 489 lm - 4000K/CRI 80 - 220-240V

2700K

Non Dimmable

- F015E21A000
 - F015E21A001
 - F015E21A006
 - F015E21A012
 - F015E21A018
 - F015E21A030
 - F015E21A033
- 1-10V
- F015E21B000
 - F015E21B001
 - F015E21B006
 - F015E21B012
 - F015E21B018
 - F015E21B030
 - F015E21B033

Dali

- F015E21D000
- F015E21D001
- F015E21D006
- F015E21D012
- F015E21D018
- F015E21D030
- F015E21D033

3000K

Non Dimmable

- F015E31A000
 - F015E31A001
 - F015E31A006
 - F015E31A012
 - F015E31A018
 - F015E31A030
 - F015E31A033
- 1-10V
- F015E31B000
 - F015E31B001
 - F015E31B006
 - F015E31B012
 - F015E31B018
 - F015E31B030
 - F015E31B033

Dali

- F015E31D000
- F015E31D001
- F015E31D006
- F015E31D012
- F015E31D018
- F015E31D030
- F015E31D033

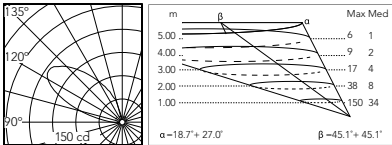
4000K

Non Dimmable

- F015E41A000
 - F015E41A001
 - F015E41A006
 - F015E41A012
 - F015E41A018
 - F015E41A030
 - F015E41A033
- 1-10V
- F015E41B000
 - F015E41B001
 - F015E41B006
 - F015E41B012
 - F015E41B018
 - F015E41B030
 - F015E41B033

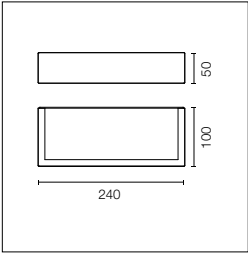
Dali

- F015E41D000
- F015E41D001
- F015E41D006
- F015E41D012
- F015E41D018
- F015E41D030
- F015E41D033



@3000K

Mile Wall 2 Washer Down



Sorgente luminosa a LED inclusa. Alimentazione elettrica 220-240V ON/OFF e dimmarabile 1-10V o DALI integrata. Dotato di doppio passacavo per collegamento entra-esce.

LED light source included. Integrated 220-240V ON/OFF and 1-10V or DALI dimmable electrical power. Equipped with double cable gland for electrical connection.

2200K disponibile su richiesta.

2200K available on request.

Mid - Power Led: 6,4W - 661 lm \neq FIXT 453 lm - 2700K/CRI 80 - 220-240V / 6,4W - 714 lm \neq FIXT 471 lm - 3000K/CRI 80 - 220-240V / 6,4W - 714 lm \neq FIXT 489 lm - 4000K/CRI 80 - 220-240V

2700K

Non Dimmable

- F015E22A000
 - F015E22A001
 - F015E22A006
 - F015E22A012
 - F015E22A018
 - F015E22A030
 - F015E22A033
- 1-10V
- F015E22B000
 - F015E22B001
 - F015E22B006
 - F015E22B012
 - F015E22B018
 - F015E22B030
 - F015E22B033
- Dali
- F015E22D000
 - F015E22D001
 - F015E22D006
 - F015E22D012
 - F015E22D018
 - F015E22D030
 - F015E22D033

3000K

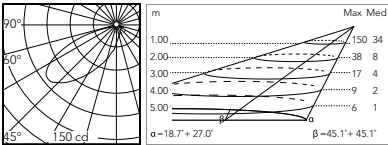
Non Dimmable

- F015E32A000
 - F015E32A001
 - F015E32A006
 - F015E32A012
 - F015E32A018
 - F015E32A030
 - F015E32A033
- 1-10V
- F015E32B000
 - F015E32B001
 - F015E32B006
 - F015E32B012
 - F015E32B018
 - F015E32B030
 - F015E32B033
- Dali
- F015E32D000
 - F015E32D001
 - F015E32D006
 - F015E32D012
 - F015E32D018
 - F015E32D030
 - F015E32D033

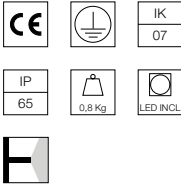
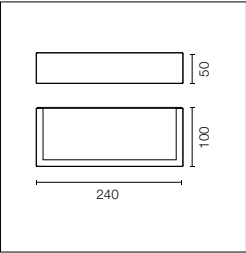
4000K

Non Dimmable

- F015E42A000
 - F015E42A001
 - F015E42A006
 - F015E42A012
 - F015E42A018
 - F015E42A030
 - F015E42A033
- 1-10V
- F015E42B000
 - F015E42B001
 - F015E42B006
 - F015E42B012
 - F015E42B018
 - F015E42B030
 - F015E42B033
- Dali
- F015E42D000
 - F015E42D001
 - F015E42D006
 - F015E42D012
 - F015E42D018
 - F015E42D030
 - F015E42D033



@3000K



Sorgente luminosa a LED inclusa. Alimentazione elettrica 220-240V ON/OFF e dimmarabile 1-10V o DALI integrata. Dotato di doppio passacavo per collegamento entra-escl.

LED light source included. Integrated 220-240V ON/OFF and 1-10V or DALI dimmable electrical power. Equipped with double cable gland for electrical connection.

2200K disponibile su richiesta.

2200K available on request.

Mid - Power Led: 13,5W - 2x838 lm ≠ FIXT 2x603 lm - 2700K/CRI 80 - 220-240V / 13,5W - 2x872 lm ≠ FIXT 2x627 lm - 3000K/CRI 80 - 220-240V / 13,5W - 2x905 lm ≠ FIXT 2x651 lm - 4000K/CRI 80 - 220-240V

2700K

Non Dimmable

- F015D23A000
 - F015D23A001
 - F015D23A006
 - F015D23A012
 - F015D23A018
 - F015D23A030
 - F015D23A033
- 1-10V
- F015D23B000
 - F015D23B001
 - F015D23B006
 - F015D23B012
 - F015D23B018
 - F015D23B030
 - F015D23B033

Dali

- F015D23D000
- F015D23D001
- F015D23D006
- F015D23D012
- F015D23D018
- F015D23D030
- F015D23D033

3000K

Non Dimmable

- F015D33A000
 - F015D33A001
 - F015D33A006
 - F015D33A012
 - F015D33A018
 - F015D33A030
 - F015D33A033
- 1-10V
- F015D33B000
 - F015D33B001
 - F015D33B006
 - F015D33B012
 - F015D33B018
 - F015D33B030
 - F015D33B033

Dali

- F015D33D000
- F015D33D001
- F015D33D006
- F015D33D012
- F015D33D018
- F015D33D030
- F015D33D033

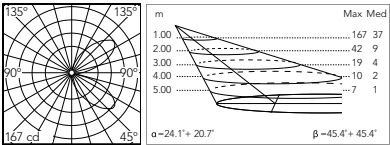
4000K

Non Dimmable

- F015D43A000
 - F015D43A001
 - F015D43A006
 - F015D43A012
 - F015D43A018
 - F015D43A030
 - F015D43A033
- 1-10V
- F015D43B000
 - F015D43B001
 - F015D43B006
 - F015D43B012
 - F015D43B018
 - F015D43B030
 - F015D43B033

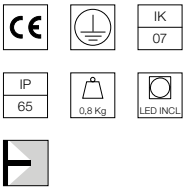
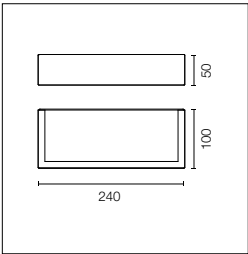
Dali

- F015D43D000
- F015D43D001
- F015D43D006
- F015D43D012
- F015D43D018
- F015D43D030
- F015D43D033



@3000K

Mile Wall 2 Washer Up & Down



Sorgente luminosa a LED inclusa. Alimentazione elettrica 220-240V ON/OFF e dimmarabile 1-10V o DALI integrata. Dotato di doppio passacavo per collegamento entra-esce.

LED light source included. Integrated 220-240V ON/OFF and 1-10V or DALI dimmable electrical power. Equipped with double cable gland for electrical connection.

2200K disponibile su richiesta.

2200K available on request.

Mid - Power Led: 10,5W - 2x661 lm \neq FIXT 2x453 lm - 2700K/CRI 80 - 220-240V / 10,5W - 2x714 lm \neq FIXT 2x471 lm - 3000K/CRI 80 - 220-240V / 10,5W - 2x714 lm \neq FIXT 2x489 lm - 4000K/CRI 80 - 220-240V

2700K

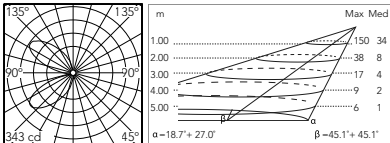
- Non Dimmable
- F015E23A000
 - F015E23A001
 - F015E23A006
 - F015E23A012
 - F015E23A018
 - F015E23A030
 - F015E23A033
- 1-10V
- F015E23B000
 - F015E23B001
 - F015E23B006
 - F015E23B012
 - F015E23B018
 - F015E23B030
 - F015E23B033
- Dali
- F015E23D000
 - F015E23D001
 - F015E23D006
 - F015E23D012
 - F015E23D018
 - F015E23D030
 - F015E23D033

3000K

- Non Dimmable
- F015E33A000
 - F015E33A001
 - F015E33A006
 - F015E33A012
 - F015E33A018
 - F015E33A030
 - F015E33A033
- 1-10V
- F015E33B000
 - F015E33B001
 - F015E33B006
 - F015E33B012
 - F015E33B018
 - F015E33B030
 - F015E33B033
- Dali
- F015E33D000
 - F015E33D001
 - F015E33D006
 - F015E33D012
 - F015E33D018
 - F015E33D030
 - F015E33D033

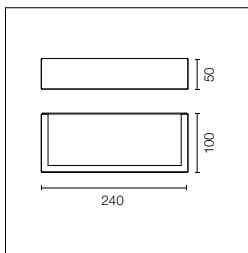
4000K

- Non Dimmable
- F015E43A000
 - F015E43A001
 - F015E43A006
 - F015E43A012
 - F015E43A018
 - F015E43A030
 - F015E43A033
- 1-10V
- F015E43B000
 - F015E43B001
 - F015E43B006
 - F015E43B012
 - F015E43B018
 - F015E43B030
 - F015E43B033
- Dali
- F015E43D000
 - F015E43D001
 - F015E43D006
 - F015E43D012
 - F015E43D018
 - F015E43D030
 - F015E43D033



@3000K

Mile Wall 2 Washer Down + Asymmetric Up



Sorgente luminosa a LED inclusa. Alimentazione elettrica 220-240V ON/OFF e dimmarabile 1-10V o DALI integrata. Dotato di doppio passacavo per collegamento entra-escl.

LED light source included. Integrated 220-240V ON/OFF and 1-10V or DALI dimmable electrical power. Equipped with double cable gland for electrical connection.

2200K disponibile su richiesta.

2200K available on request.

Mid - Power Led: 12W - 661+838 lm ≠ FIXT 453+603 lm - 2700K/CRI 80 - 220-240V / 12W - 2714+872 lm ≠ FIXT 471+627 lm - 3000K/CRI 80 - 220-240V / 12W - 714+905 lm ≠ FIXT 489+651 lm - 4000K/CRI 80 - 220-240V

2700K

Non Dimmable

- F015F24A000
- F015F24A001
- F015F24A006
- F015F24A012
- F015F24A018
- F015F24A030
- F015F24A033
- 1-10V
- F015F24B000
- F015F24B001
- F015F24B006
- F015F24B012
- F015F24B018
- F015F24B030
- F015F24B033

Dali

- F015F24D000
- F015F24D001
- F015F24D006
- F015F24D012
- F015F24D018
- F015F24D030
- F015F24D033

3000K

Non Dimmable

- F015F34A000
- F015F34A001
- F015F34A006
- F015F34A012
- F015F34A018
- F015F34A030
- F015F34A033
- 1-10V
- F015F34B000
- F015F34B001
- F015F34B006
- F015F34B012
- F015F34B018
- F015F34B030
- F015F34B033

Dali

- F015F34D000
- F015F34D001
- F015F34D006
- F015F34D012
- F015F34D018
- F015F34D030
- F015F34D033

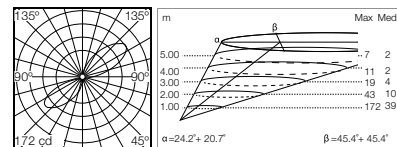
4000K

Non Dimmable

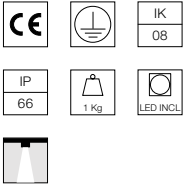
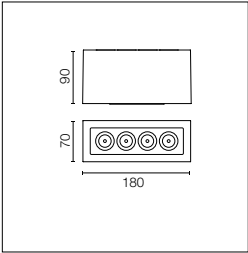

- F015F44A000
- F015F44A001
- F015F44A006
- F015F44A012
- F015F44A018
- F015F44A030
- F015F44A033
- 1-10V
- F015F44B000
- F015F44B001
- F015F44B006
- F015F44B012
- F015F44B018
- F015F44B030
- F015F44B033

Dali

- F015F44D000
- F015F44D001
- F015F44D006
- F015F44D012
- F015F44D018
- F015F44D030
- F015F44D033



@3000K



Sorgente luminosa a LED inclusa. Alimentazione elettrica 220-240V ON/OFF integrata e dimmarabile 1-10V o DALI integrata. Dotato di doppio passacavo per collegamento entra-esce. Staffa di fissaggio inclusa.

LED light source included. Integrated 220-240V ON/OFF and 1-10V/DALI dimmable electrical power. Equipped with double cable gland for inlet and outlet connection. Fixing bracket included.

2200K disponibile su richiesta.

2200K available on request.

Power Led: 11W - 994 lm ≠ *FIXT 736 lm - 2700K/CRI>80 - 220-240V / 11W - 1030 lm ≠ *FIXT 759 lm - 3000K/CRI>80 - 220-240V / 11W - 1067 lm ≠ *FIXT 791 lm - 4000K/CRI>80 - 220-240V
*Fixt lm = Spot Optic

Optic Spot

- 2700K**
Non Dimmable

 - F030A21A000
 - F030A21A001
 - F030A21A006
 - F030A21A012
 - F030A21A018
 - F030A21A030
 - F030A21A033

1-10V

 - F030A21B000
 - F030A21B001
 - F030A21B006
 - F030A21B012
 - F030A21B018
 - F030A21B030
 - F030A21B033

Dali

 - F030A21D000
 - F030A21D001
 - F030A21D006
 - F030A21D012
 - F030A21D018
 - F030A21D030
 - F030A21D033
- 3000K**
Non Dimmable

 - F030A31A000
 - F030A31A001
 - F030A31A006
 - F030A31A012
 - F030A31A018
 - F030A31A030
 - F030A31A033

1-10V

 - F030A31B000
 - F030A31B001
 - F030A31B006
 - F030A31B012
 - F030A31B018
 - F030A31B030
 - F030A31B033

Dali

 - F030A31D000
 - F030A31D001
 - F030A31D006
 - F030A31D012
 - F030A31D018
 - F030A31D030
 - F030A31D033
- 4000K**
Non Dimmable

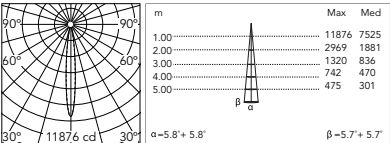
 - F030A41A000
 - F030A41A001
 - F030A41A006
 - F030A41A012
 - F030A41A018
 - F030A41A030
 - F030A41A033

1-10V

 - F030A41B000
 - F030A41B001
 - F030A41B006
 - F030A41B012
 - F030A41B018
 - F030A41B030
 - F030A41B033

Dali

 - F030A41D000
 - F030A41D001
 - F030A41D006
 - F030A41D012
 - F030A41D018
 - F030A41D030
 - F030A41D033



@3000K

Optic Medium

- 2700K**
Non Dimmable

 - F030A22A000
 - F030A22A001
 - F030A22A006
 - F030A22A012
 - F030A22A018
 - F030A22A030
 - F030A22A033

1-10V

 - F030A22B000
 - F030A22B001
 - F030A22B006
 - F030A22B012
 - F030A22B018
 - F030A22B030
 - F030A22B033

Dali

 - F030A22D000
 - F030A22D001
 - F030A22D006
 - F030A22D012
 - F030A22D018
 - F030A22D030
 - F030A22D033
- 3000K**
Non Dimmable

 - F030A32A000
 - F030A32A001
 - F030A32A006
 - F030A32A012
 - F030A32A018
 - F030A32A030
 - F030A32A033

1-10V

 - F030A32B000
 - F030A32B001
 - F030A32B006
 - F030A32B012
 - F030A32B018
 - F030A32B030
 - F030A32B033

Dali

 - F030A32D000
 - F030A32D001
 - F030A32D006
 - F030A32D012
 - F030A32D018
 - F030A32D030
 - F030A32D033
- 4000K**
Non Dimmable

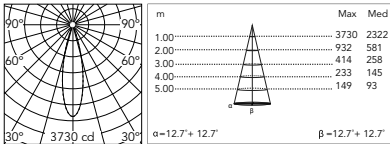
 - F030A42A000
 - F030A42A001
 - F030A42A006
 - F030A42A012
 - F030A42A018
 - F030A42A030
 - F030A42A033

1-10V

 - F030A42B000
 - F030A42B001
 - F030A42B006
 - F030A42B012
 - F030A42B018
 - F030A42B030
 - F030A42B033

Dali

 - F030A42D000
 - F030A42D001
 - F030A42D006
 - F030A42D012
 - F030A42D018
 - F030A42D030
 - F030A42D033



@3000K

Optic Flood

2700K

Non Dimmable

- F030A23A000
- F030A23A001
- F030A23A006
- F030A23A012
- F030A23A018
- F030A23A030
- F030A23A033

1-10V

- F030A23B000
- F030A23B001
- F030A23B006
- F030A23B012
- F030A23B018
- F030A23B030
- F030A23B033

Dali

- F030A23D000
- F030A23D001
- F030A23D006
- F030A23D012
- F030A23D018
- F030A23D030
- F030A23D033

3000K

Non Dimmable

- F030A33A000
- F030A33A001
- F030A33A006
- F030A33A012
- F030A33A018
- F030A33A030
- F030A33A033

1-10V

- F030A33B000
- F030A33B001
- F030A33B006
- F030A33B012
- F030A33B018
- F030A33B030
- F030A33B033

Dali

- F030A33D000
- F030A33D001
- F030A33D006
- F030A33D012
- F030A33D018
- F030A33D030
- F030A33D033

4000K

Non Dimmable

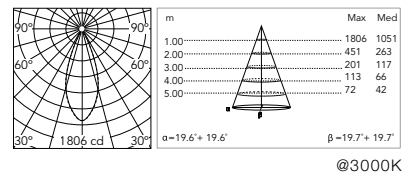
- F030A43A000
- F030A43A001
- F030A43A006
- F030A43A012
- F030A43A018
- F030A43A030
- F030A43A033

1-10V

- F030A43B000
- F030A43B001
- F030A43B006
- F030A43B012
- F030A43B018
- F030A43B030
- F030A43B033

Dali

- F030A43D000
- F030A43D001
- F030A43D006
- F030A43D012
- F030A43D018
- F030A43D030
- F030A43D033

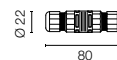


Accessori per versioni non dimmable / Accessories for non-dimmable versions

Sistema di giunzione IP68
H2O Stop anti-condensa a 2
vie 4 poli.

2 way terminal block 4 poles
IP68 H2O Stop.

F990C00A000



Sistema di giunzione IP68
H2O Stop anti-condensa a
3/4 vie 4 poli. (Ø5,5÷12mm
cavo).

3/4 way terminal block 4 poles
IP68 H2O Stop. (ø5,5÷12mm
cable).

F990C010000



Accessori per versioni Dimmerabili / Accessories for dimmable versions

Kit connettore 5 poli presa
volante + spina EU IP68.

Connector kit 5-pole flying
socket + EU plug IP68.

F990C080000

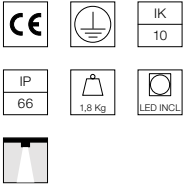
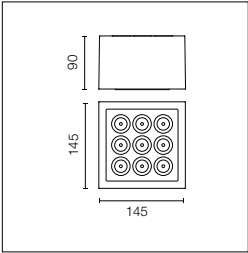


Scatola di derivazione 5 poli 4
vie IP68 (cavi 6-14 mm).

4 way junction box 5 poles
IP68 (6-14 mm cables).

F990C030000





Sorgente luminosa a LED inclusa. Alimentazione elettrica 220-240V ON/OFF integrata e dimmarabile 1-10V o DALI integrata. Dotato di doppio passacavo per collegamento entra-esce. Staffa di fissaggio inclusa.

LED light source included. Integrated 220-240V ON/OFF and 1-10V/DALI dimmable electrical power. Equipped with double cable gland for inlet and outlet connection. Fixing bracket included.

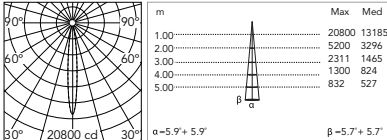
2200K disponibile su richiesta.

2200K available on request.

Power Led: 15W - 1677 lm ≠ *FIXT 1032 lm - 2700K/CRI>80 - 220-240V / 15W - 1739 lm ≠ *FIXT 1344 lm - 3000K/CRI>80 - 220-240V / 15W - 1800 lm ≠ *FIXT 1400 lm - 4000K/CRI>80 - 220-240V
*Fixt lm = Spot Optic

Optic Spot

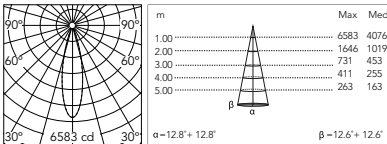
2700K	3000K	4000K	
Non Dimmable	Non Dimmable	Non Dimmable	
○ F030C21A000	○ F030C31A000	○ F030C41A000	
○ F030C21A001	○ F030C31A001	○ F030C41A001	
● F030C21A006	● F030C31A006	● F030C41A006	
● F030C21A012	● F030C31A012	● F030C41A012	
● F030C21A018	● F030C31A018	● F030C41A018	
● F030C21A030	● F030C31A030	● F030C41A030	
● F030C21A033	● F030C31A033	● F030C41A033	
1-10V	1-10V	1-10V	
○ F030C21B000	○ F030C31B000	○ F030C41B000	
○ F030C21B001	○ F030C31B001	○ F030C41B001	
● F030C21B006	● F030C31B006	● F030C41B006	
● F030C21B012	● F030C31B012	● F030C41B012	
● F030C21B018	● F030C31B018	● F030C41B018	
● F030C21B030	● F030C31B030	● F030C41B030	
● F030C21B033	● F030C31B033	● F030C41B033	
Dali	Dali	Dali	
○ F030C21D000	○ F030C31D000	○ F030C41D000	
○ F030C21D001	○ F030C31D001	○ F030C41D001	
● F030C21D006	● F030C31D006	● F030C41D006	
● F030C21D012	● F030C31D012	● F030C41D012	
● F030C21D018	● F030C31D018	● F030C41D018	
● F030C21D030	● F030C31D030	● F030C41D030	
● F030C21D033	● F030C31D033	● F030C41D033	



@3000K

Optic Medium

2700K	3000K	4000K	
Non Dimmable	Non Dimmable	Non Dimmable	
○ F030C22A000	○ F030C32A000	○ F030C42A000	
○ F030C22A001	○ F030C32A001	○ F030C42A001	
● F030C22A006	● F030C32A006	● F030C42A006	
● F030C22A012	● F030C32A012	● F030C42A012	
● F030C22A018	● F030C32A018	● F030C42A018	
● F030C22A030	● F030C32A030	● F030C42A030	
● F030C22A033	● F030C32A033	● F030C42A033	
1-10V	1-10V	1-10V	
○ F030C22B000	○ F030C32B000	○ F030C42B000	
○ F030C22B001	○ F030C32B001	○ F030C42B001	
● F030C22B006	● F030C32B006	● F030C42B006	
● F030C22B012	● F030C32B012	● F030C42B012	
● F030C22B018	● F030C32B018	● F030C42B018	
● F030C22B030	● F030C32B030	● F030C42B030	
● F030C22B033	● F030C32B033	● F030C42B033	
Dali	Dali	Dali	
○ F030C22D000	○ F030C32D000	○ F030C42D000	
○ F030C22D001	○ F030C32D001	○ F030C42D001	
● F030C22D006	● F030C32D006	● F030C42D006	
● F030C22D012	● F030C32D012	● F030C42D012	
● F030C22D018	● F030C32D018	● F030C42D018	
● F030C22D030	● F030C32D030	● F030C42D030	
● F030C22D033	● F030C32D033	● F030C42D033	



@3000K

Optic Flood

2700K

Non Dimmable

- F030C23A000
- F030C23A001
- F030C23A006
- F030C23A012
- F030C23A018
- F030C23A030
- F030C23A033
- 1-10V
- F030C23B000
- F030C23B001
- F030C23B006
- F030C23B012
- F030C23B018
- F030C23B030
- F030C23B033
- Dali
- F030C23D000
- F030C23D001
- F030C23D006
- F030C23D012
- F030C23D018
- F030C23D030
- F030C23D033

3000K

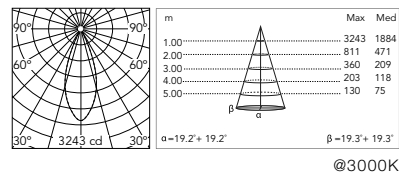
Non Dimmable

- F030C33A000
- F030C33A001
- F030C33A006
- F030C33A012
- F030C33A018
- F030C33A030
- F030C33A033
- 1-10V
- F030C33B000
- F030C33B001
- F030C33B006
- F030C33B012
- F030C33B018
- F030C33B030
- F030C33B033
- Dali
- F030C33D000
- F030C33D001
- F030C33D006
- F030C33D012
- F030C33D018
- F030C33D030
- F030C33D033

4000K

Non Dimmable

- F030C43A000
- F030C43A001
- F030C43A006
- F030C43A012
- F030C43A018
- F030C43A030
- F030C43A033
- 1-10V
- F030C43B000
- F030C43B001
- F030C43B006
- F030C43B012
- F030C43B018
- F030C43B030
- F030C43B033
- Dali
- F030C43D000
- F030C43D001
- F030C43D006
- F030C43D012
- F030C43D018
- F030C43D030
- F030C43D033



Accessori per versioni non dimmable / Accessories for non-dimmable versions

Sistema di giunzione IP68
H2O Stop anti-condensa a 2
vie 4 poli.

2 way terminal block 4 poles
IP68 H2O Stop.

F990C00A000



Sistema di giunzione IP68
H2O Stop anti-condensa a
3/4 vie 4 poli. (Ø5,5÷12mm
cavo).

3/4 way terminal block 4 poles
IP68 H2O Stop. (ø5,5÷12mm
cable).

F990C010000



Accessori per versioni Dimmerabili / Accessories for dimmable versions

Kit connettore 5 poli presa
volante + spina EU IP68.

Connector kit 5-pole flying
socket + EU plug IP68.

F990C080000

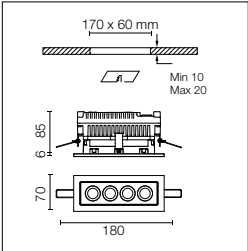




Scatola di derivazione 5 poli 4
vie IP68 (cavi 6-14 mm).


4 way junction box 5 poles
IP68 (6-14 mm cables).

F990C030000









Sorgente luminosa a LED inclusa. Alimentazione elettrica 220-240V ON/OFF integrata e dimmarabile 1-10V o DALI integrata. Dotato di spezzone di cavo uscente in neoprene e doppio passacavo per collegamento entra-esce. Molle di fissaggio per controsoffitto incluse. Cassaforma per soffitti in muratura da ordinare separatamente.

LED light source included. Integrated 220-240V ON/OFF and 1-10V/DALI dimmable electrical power. Equipped with neoprene cable outlet and double cable grommet for in/out connection. Ceiling mounting springs included. Box for brick roofing installation to be ordered separately.

2200K disponibile su richiesta. 2200K available on request.

Power Led: 11W - 994 lm ≠ *FIXT 736 lm - 2700K/CRI>80 - 220-240V / 11W - 1030 lm ≠ *FIXT 759 lm - 3000K/CRI>80 - 220-240V / 11W - 1067 lm ≠ *FIXT 791 lm - 4000K/CRI>80 - 220-240V
*Fixt lm = Spot Optic

Optic Spot

2700K
Non Dimmable

- F030B21A000
- F030B21A001
- F030B21A006
- F030B21A012
- F030B21A018
- F030B21A030
- F030B21A033

1-10V

- F030B21B000
- F030B21B001
- F030B21B006
- F030B21B012
- F030B21B018
- F030B21B030
- F030B21B033

Dali

- F030B21D000
- F030B21D001
- F030B21D006
- F030B21D012
- F030B21D018
- F030B21D030
- F030B21D033

3000K
Non Dimmable

- F030B31A000
- F030B31A001
- F030B31A006
- F030B31A012
- F030B31A018
- F030B31A030
- F030B31A033

1-10V

- F030B31B000
- F030B31B001
- F030B31B006
- F030B31B012
- F030B31B018
- F030B31B030
- F030B31B033

Dali

- F030B31D000
- F030B31D001
- F030B31D006
- F030B31D012
- F030B31D018
- F030B31D030
- F030B31D033

4000K
Non Dimmable

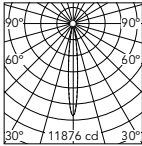
- F030B41A000
- F030B41A001
- F030B41A006
- F030B41A012
- F030B41A018
- F030B41A030
- F030B41A033

1-10V

- F030B41B000
- F030B41B001
- F030B41B006
- F030B41B012
- F030B41B018
- F030B41B030
- F030B41B033

Dali

- F030B41D000
- F030B41D001
- F030B41D006
- F030B41D012
- F030B41D018
- F030B41D030
- F030B41D033



m	Max	Med
1.00	11876	7525
2.00	2969	1881
3.00	1320	836
4.00	742	470
5.00	475	301

α=5.8°+ 5.8° β=5.7°+ 5.7°

@3000K

Optic Medium

2700K
Non Dimmable

- F030B22A000
- F030B22A001
- F030B22A006
- F030B22A012
- F030B22A018
- F030B22A030
- F030B22A033

1-10V

- F030B22B000
- F030B22B001
- F030B22B006
- F030B22B012
- F030B22B018
- F030B22B030
- F030B22B033

Dali

- F030B22D000
- F030B22D001
- F030B22D006
- F030B22D012
- F030B22D018
- F030B22D030
- F030B22D033

3000K
Non Dimmable

- F030B32A000
- F030B32A001
- F030B32A006
- F030B32A012
- F030B32A018
- F030B32A030
- F030B32A033

1-10V

- F030B32B000
- F030B32B001
- F030B32B006
- F030B32B012
- F030B32B018
- F030B32B030
- F030B32B033

Dali

- F030B32D000
- F030B32D001
- F030B32D006
- F030B32D012
- F030B32D018
- F030B32D030
- F030B32D033

4000K
Non Dimmable

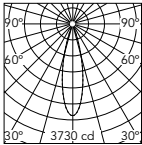
- F030B42A000
- F030B42A001
- F030B42A006
- F030B42A012
- F030B42A018
- F030B42A030
- F030B42A033

1-10V

- F030B42B000
- F030B42B001
- F030B42B006
- F030B42B012
- F030B42B018
- F030B42B030
- F030B42B033

Dali

- F030B42D000
- F030B42D001
- F030B42D006
- F030B42D012
- F030B42D018
- F030B42D030
- F030B42D033



m	Max	Med
1.00	3730	2322
2.00	932	581
3.00	414	258
4.00	233	145
5.00	149	93

α=12.7°+ 12.7° β=12.7°+ 12.7°

@3000K

Optic Flood

2700K

Non Dimmable

- F030B23A000
- F030B23A001
- F030B23A006
- F030B23A012
- F030B23A018
- F030B23A030
- F030B23A033

1-10V

- F030B23B000
- F030B23B001
- F030B23B006
- F030B23B012
- F030B23B018
- F030B23B030
- F030B23B033

Dali

- F030B23D000
- F030B23D001
- F030B23D006
- F030B23D012
- F030B23D018
- F030B23D030
- F030B23D033

3000K

Non Dimmable

- F030B33A000
- F030B33A001
- F030B33A006
- F030B33A012
- F030B33A018
- F030B33A030
- F030B33A033

1-10V

- F030B33B000
- F030B33B001
- F030B33B006
- F030B33B012
- F030B33B018
- F030B33B030
- F030B33B033

Dali

- F030B33D000
- F030B33D001
- F030B33D006
- F030B33D012
- F030B33D018
- F030B33D030
- F030B33D033

4000K

Non Dimmable

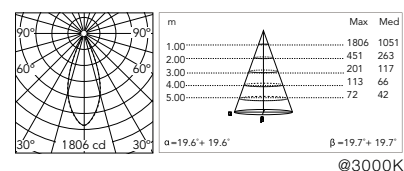
- F030B43A000
- F030B43A001
- F030B43A006
- F030B43A012
- F030B43A018
- F030B43A030
- F030B43A033

1-10V

- F030B43B000
- F030B43B001
- F030B43B006
- F030B43B012
- F030B43B018
- F030B43B030
- F030B43B033

Dali

- F030B43D000
- F030B43D001
- F030B43D006
- F030B43D012
- F030B43D018
- F030B43D030
- F030B43D033

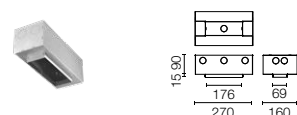


Mile Recessed 1: Accessori / Accessories

Scatola in metallo per installazione soffitti in cemento.

Metal installation box for concrete ceiling.

F030Z010000



Accessori per versioni non dimmable / Accessories for non-dimmable versions

Sistema di giunzione IP68 H2O Stop anti-condensa a 2 vie 4 poli.

2 way terminal block 4 poles IP68 H2O Stop.

F990C00A000



Sistema di giunzione IP68 H2O Stop anti-condensa a 3/4 vie 4 poli. (Ø5,5÷12mm cavo).

3/4 way terminal block 4 poles IP68 H2O Stop. (ø5,5÷12mm cable).

F990C010000



Accessori per versioni Dimmerabili / Accessories for dimmable versions

Kit connettore 5 poli presa volante + spina EU IP68.

Connector kit 5-pole flying socket + EU plug IP68.

F990C080000

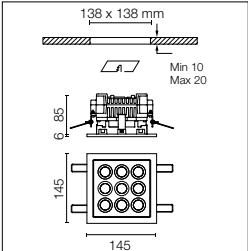







Scatola di derivazione 5 poli 4 vie IP68 (cavi 6-14 mm).

4 way junction box 5 poles IP68 (6-14 mm cables).

F990C030000







Sorgente luminosa a LED inclusa. Alimentazione elettrica 220-240V ON/OFF integrata e dimmarabile 1-10V o DALI integrata. Dotato di spezzone di cavo uscente in neoprene e doppio passacavo per collegamento entra-esce. Molle di fissaggio per controsoffitto incluse. Cassaforma per soffitti in muratura da ordinare separatamente.

LED light source included. Integrated 220-240V ON/OFF and 1-10V/DALI dimmable electrical power. Equipped with neoprene cable outlet and double cable grommet for in/out connection. Ceiling mounting springs included. Box for brick roofing installation to be ordered separately.

2200K disponibile su richiesta.

2200K available on request.

Power Led: 15W - 1677 lm ≠ *FIXT 1032 lm - 2700K/CRI>80 - 220-240V / 15W - 1739 lm ≠ *FIXT 1344 lm - 3000K/CRI>80 - 220-240V / 15W - 1800 lm ≠ *FIXT 1400 lm - 4000K/CRI>80 - 220-240V
*Fixt lm = Spot Optic

Optic Spot

2700K
Non Dimmable

- F030D21A000
- F030D21A001
- F030D21A006
- F030D21A012
- F030D21A018
- F030D21A030
- F030D21A033

1-10V

- F030D21B000
- F030D21B001
- F030D21B006
- F030D21B012
- F030D21B018
- F030D21B030
- F030D21B033

Dali

- F030D21D000
- F030D21D001
- F030D21D006
- F030D21D012
- F030D21D018
- F030D21D030
- F030D21D033

3000K
Non Dimmable

- F030D31A000
- F030D31A001
- F030D31A006
- F030D31A012
- F030D31A018
- F030D31A030
- F030D31A033

1-10V

- F030D31B000
- F030D31B001
- F030D31B006
- F030D31B012
- F030D31B018
- F030D31B030
- F030D31B033

Dali

- F030D31D000
- F030D31D001
- F030D31D006
- F030D31D012
- F030D31D018
- F030D31D030
- F030D31D033

4000K
Non Dimmable

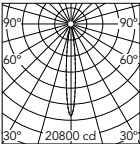
- F030D41A000
- F030D41A001
- F030D41A006
- F030D41A012
- F030D41A018
- F030D41A030
- F030D41A033

1-10V

- F030D41B000
- F030D41B001
- F030D41B006
- F030D41B012
- F030D41B018
- F030D41B030
- F030D41B033

Dali

- F030D41D000
- F030D41D001
- F030D41D006
- F030D41D012
- F030D41D018
- F030D41D030
- F030D41D033



m	Max	Med
1.00	20200	13185
2.00	5200	3296
3.00	2311	1465
4.00	1300	824
5.00	832	527

α=5.9° + 5.9° β=5.7° + 5.7°

@3000K

Optic Medium

2700K
Non Dimmable

- F030D22A000
- F030D22A001
- F030D22A006
- F030D22A012
- F030D22A018
- F030D22A030
- F030D22A033

1-10V

- F030D22B000
- F030D22B001
- F030D22B006
- F030D22B012
- F030D22B018
- F030D22B030
- F030D22B033

Dali

- F030D22D000
- F030D22D001
- F030D22D006
- F030D22D012
- F030D22D018
- F030D22D030
- F030D22D033

3000K
Non Dimmable

- F030D32A000
- F030D32A001
- F030D32A006
- F030D32A012
- F030D32A018
- F030D32A030
- F030D32A033

1-10V

- F030D32B000
- F030D32B001
- F030D32B006
- F030D32B012
- F030D32B018
- F030D32B030
- F030D32B033

Dali

- F030D32D000
- F030D32D001
- F030D32D006
- F030D32D012
- F030D32D018
- F030D32D030
- F030D32D033

4000K
Non Dimmable

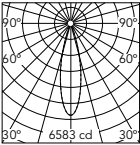
- F030D42A000
- F030D42A001
- F030D42A006
- F030D42A012
- F030D42A018
- F030D42A030
- F030D42A033

1-10V

- F030D42B000
- F030D42B001
- F030D42B006
- F030D42B012
- F030D42B018
- F030D42B030
- F030D42B033

Dali

- F030D42D000
- F030D42D001
- F030D42D006
- F030D42D012
- F030D42D018
- F030D42D030
- F030D42D033



m	Max	Med
1.00	6583	4076
2.00	1646	1019
3.00	731	453
4.00	411	255
5.00	263	163

α=12.8° + 12.8° β=12.6° + 12.6°

@3000K

Optic Flood

2700K

Non Dimmable

- F030D23A000
- F030D23A001
- F030D23A006
- F030D23A012
- F030D23A018
- F030D23A030
- F030D23A033
- 1-10V
- F030D23B000
- F030D23B001
- F030D23B006
- F030D23B012
- F030D23B018
- F030D23B030
- F030D23B033
- Dali
- F030D23D000
- F030D23D001
- F030D23D006
- F030D23D012
- F030D23D018
- F030D23D030
- F030D23D033

3000K

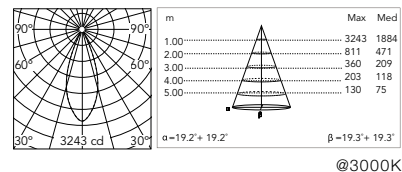
Non Dimmable

- F030D33A000
- F030D33A001
- F030D33A006
- F030D33A012
- F030D33A018
- F030D33A030
- F030D33A033
- 1-10V
- F030D33B000
- F030D33B001
- F030D33B006
- F030D33B012
- F030D33B018
- F030D33B030
- F030D33B033
- Dali
- F030D33D000
- F030D33D001
- F030D33D006
- F030D33D012
- F030D33D018
- F030D33D030
- F030D33D033

4000K

Non Dimmable

- F030D43A000
- F030D43A001
- F030D43A006
- F030D43A012
- F030D43A018
- F030D43A030
- F030D43A033
- 1-10V
- F030D43B000
- F030D43B001
- F030D43B006
- F030D43B012
- F030D43B018
- F030D43B030
- F030D43B033
- Dali
- F030D43D000
- F030D43D001
- F030D43D006
- F030D43D012
- F030D43D018
- F030D43D030
- F030D43D033

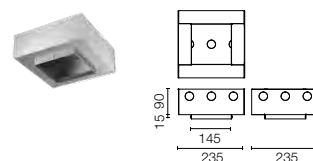


Mile Recessed 2: Accessori / Accessories

Scatola in metallo per installazione soffitti in cemento.

Metal installation box for concrete ceiling.

F030Z020000



Accessori per versioni non dimmable / Accessories for non-dimmable versions

Sistema di giunzione IP68 H2O Stop anti-condensa a 2 vie 4 poli.

2 way terminal block 4 poles IP68 H2O Stop.

F990C00A000



Sistema di giunzione IP68 H2O Stop anti-condensa a 3/4 vie 4 poli. (Ø5,5÷12mm cavo).

3/4 way terminal block 4 poles IP68 H2O Stop. (ø5,5÷12mm cable).

F990C010000



Accessori per versioni Dimmerabili / Accessories for dimmable versions

Kit connettore 5 poli presa volante + spina EU IP68.

Connector kit 5-pole flying socket + EU plug IP68.

F990C080000



Scatola di derivazione 5 poli 4 vie IP68 (cavi 6-14 mm).

4 way junction box 5 poles IP68 (6-14 mm cables).

F990C030000



Captain Flint

Designed by Michael Anastassiades





Captain Flint





Captain Flint Wall

Famiglia / Family

Captain Flint Outdoor Floor



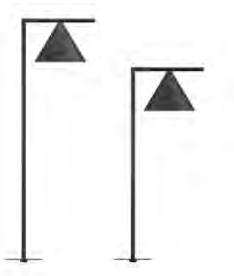
CoB Led
11W
1099 lm - 2700K/CRI 80
1140 lm - 3000K/CRI 80
1221 lm - 4000K/CRI 80
2200K available on request.

Captain Flint Outdoor Wall



CoB Led
9,5W
989 lm - 2700K/CRI 80
1026 lm - 3000K/CRI 80
1099 lm - 4000K/CRI 80
2200K available on request.

Captain Flint Outdoor Bollard



CoB Led
9,5W
989 lm - 2700K/CRI 80
1026 lm - 3000K/CRI 80
1099 lm - 4000K/CRI 80
2200K available on request.

Colori / Colours



18 Deep Brown



30 Black



37 Burgundy Red



55 Brushed Stainless Steel



59 Brass Finish

Captain Flint Outdoor Floor - Stone bases



18 Deep Brown/Travertino Imperiale



30 Black/Black Lava



37 Burgundy Red/Black Lava



55 Brushed Stainless Steel/
Occhio di Pernice



59 Brass Finish/Grey Lava

Collezione di apparecchi di illuminazione completa di versione a parete, bollard e versione da terra per uso esterno. Versione da parete con testa fissa. Rosone, telaio e cono in acciaio inox 316L spazzolato, verniciato o finitura ottone spazzolato; le parti strutturali vengono trattate con procedimento di conversione chimica al fine di ottenere una efficiente resistenza agli agenti atmosferici. Diffusore in policarbonato opalino anti-UV fotoinciso stampato ad iniezione. Sorgente luminosa a LED inclusa.

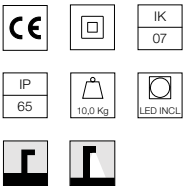
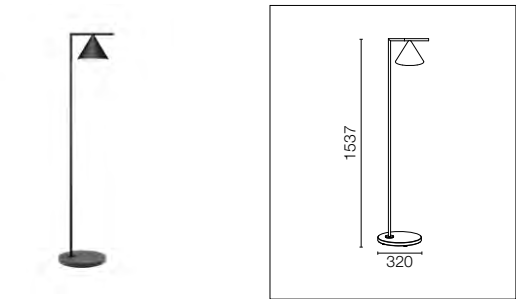
Versione da terra con testa orientabile sull'asta orizzontale di 315°, completa di una robusta base in pietra in diverse finiture. Disponibile in cinque combinazioni standard: acciaio verniciato nero/lava nera, acciaio verniciato deep brown/travertino imperiale, rosso borgogna/lava nera, ottone satinato/lava grigia, acciaio inox satinato/occhio di pernice. Cavo adatto per outdoor di 5 metri di lunghezza con spina Schuko IP44.

Interruttore dimmer a pedale retroilluminato IP65 lungo il cavo che garantisce le funzioni ON/OFF e regolazione del flusso luminoso 30-100%.

Luminaire family with wall version, bollard version and outdoor floor version.

Wall version with fixed head. Rose, frame and cone in 316L polished or painted stainless steel or polished brass finishes. Structural parts have been treated with a chemical conversion process for effective resistance against atmospheric conditions. Diffuser in photo-recorded and injection molded UV-resistant opalescent polycarbonate. LED light source included.

Floor version with 315° adjustable head in horizontal rod, with a robust stone base that comes in various finishes. Available in five standard combinations: black/black lava painted steel, deep brown/travertino imperiale, burgundy red/black lava, satinized brass/grey lava, satinized stainless steel/occhio di pernice. 5-m cable with IP44 Schuko plug suitable for outdoor use. Backlit floor dimmer switch along the IP65 cable enables ON/OFF function and 30–100% brightness regulation.



Sorgente luminosa a LED inclusa.
Cavo adatto per outdoor 5 metri di lunghezza con spina Schuko IP44.
Interruttore dimmer a pedale retroilluminato IP65 lungo il cavo che garantisce le funzioni ON/OFF e regolazione del flusso luminoso 30-100%.
Funzione Casambi a richiesta.

LED bulb included.
5-m cable with Schuko IP44 plug suitable for outdoor use.
Backlit floor dimmer switch on the IP65 cable enables ON/OFF function and brightness regulation 30-100%.
Casambi function on demand.

2200K disponibile su richiesta.

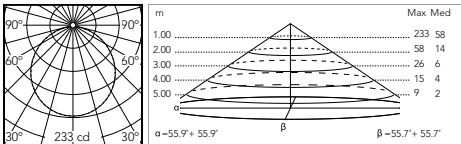
2200K available on request.

CoB Led: 11W -1099 lm ≠ FIXT 669 lm - 2700K/CRI>80 - 220-240V / 11W - 1140 lm ≠ FIXT 694 lm - 3000K/CRI>80 - 220-240V / 11W -1221 lm ≠ FIXT 744 lm - 4000K/CRI>80 - 220-240V

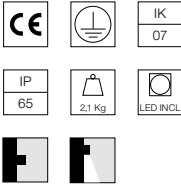
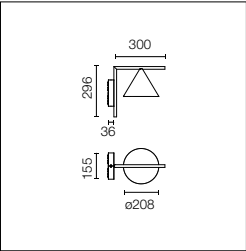
- 2700K**
- F011A21F018.A
 - F011A22F030.A
 - F011A22F037.A
 - F011A24F055.A
 - F011A23F059.A

- 3000K**
- F011A31F018.A
 - F011A32F030.A
 - F011A32F037.A
 - F011A34F055.A
 - F011A33F059.A

- 4000K**
- F011A41F018.A
 - F011A42F030.A
 - F011A42F037.A
 - F011A44F055.A
 - F011A43F059.A



@3000K



Apparecchio di illuminazione da parete a luce diffusa con testa fissa. Sorgente luminosa a LED inclusa.
Alimentazione elettrica 220-240V ON/OFF o dimmerabile 1-10V / DALI integrata.
La connessione viene eseguita in modo rapido all'interno del rosone con giunto elettrico plug&play e connettore IP68 in dotazione. Staffa di fissaggio inclusa.
Versione 110V a richiesta.

Luminaire for wall-mounting with diffuse light emission and fixed head. LED light source included. Integrated 220-240V ON/OFF or 1-10V/DALI dimmable electrical power.
Connection is quickly ensured in the rose with the plug & play electrical connection and the IP68 connector included. Clamp bracket included.
110V version upon request.

2200K disponibile su richiesta.

2200K available on request.

CoB Led: 9,5W -989 lm ≠ FIXT 629 lm - 2700K/CRI>80 - 220-240V / 9,5W - 1026 lm ≠ FIXT 652 lm - 3000K/CRI>80 - 220-240V / 9,5W -1099 lm ≠ FIXT 699 lm - 4000K/CRI>80 - 220-240V

2700K

Non Dimmable

- F011W20A018
- F011W20A030
- F011W20A037
- F011W20A055
- F011W20A059
- 1-10V
- F011W20B018
- F011W20B030
- F011W20B037
- F011W20B055
- F011W20B059
- Dali
- F011W20D018
- F011W20D030
- F011W20D037
- F011W20D055
- F011W20D059

3000K

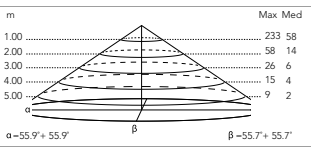
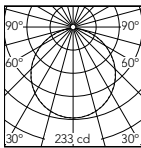
Non Dimmable

- F011W30A018
- F011W30A030
- F011W30A037
- F011W30A055
- F011W30A059
- 1-10V
- F011W30B018
- F011W30B030
- F011W30B037
- F011W30B055
- F011W30B059
- Dali
- F011W30D018
- F011W30D030
- F011W30D037
- F011W30D055
- F011W30D059

4000K

Non Dimmable

- F011W40A018
- F011W40A030
- F011W40A037
- F011W40A055
- F011W40A059
- 1-10V
- F011W40B018
- F011W40B030
- F011W40B037
- F011W40B055
- F011W40B059
- Dali
- F011W40D018
- F011W40D030
- F011W40D037
- F011W40D055
- F011W40D059



@3000K

Captain Flint Outdoor B1





Alimentazione elettrica ON/
OFF o dimmerabile 220-240V
integrata. L'apparecchio è fornito
con un connettore stagno per il
collegamento alla rete elettrica.
Cassaforma per l'installazione nel
terreno o su pavimentazione da
gettare con plinto di cemento da
ordinare separatamente.

2200K disponibile su richiesta.

Integrated ON/OFF or dimmable
220-240V power supply.
For mains connection, the
light source is equipped with
watertight cable. Box for ground
or cobblestone installations
requiring concrete plinth is
available upon request.

2200K available on request.

CoB Led: 9,5W -989 lm ≠ FIXT 629 lm - 2700K/CRI>80 - 220-240V / 9,5W - 1026 lm ≠ FIXT 652 lm - 3000K/CRI>80 - 220-240V / 9,5W -1099 lm ≠ FIXT 699 lm - 4000K/CRI>80 - 220-240V

2700K
Non Dimmable

- F011D20A018
- F011D20A030
- F011D20A037
- F011D20A055
- F011D20A059

1-10V

- F011D20B018
- F011D20B030
- F011D20B037
- F011D20B055
- F011D20B059

Dali

- F011D20D018
- F011D20D030
- F011D20D037
- F011D20D055
- F011D20D059

3000K
Non Dimmable

- F011D30A018
- F011D30A030
- F011D30A037
- F011D30A055
- F011D30A059

1-10V

- F011D30B018
- F011D30B030
- F011D30B037
- F011D30B055
- F011D30B059

Dali

- F011D30D018
- F011D30D030
- F011D30D037
- F011D30D055
- F011D30D059

4000K
Non Dimmable

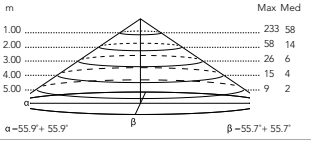
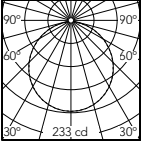
- F011D40A018
- F011D40A030
- F011D40A037
- F011D40A055
- F011D40A059

1-10V

- F011D40B018
- F011D40B030
- F011D40B037
- F011D40B055
- F011D40B059

Dali

- F011D40D018
- F011D40D030
- F011D40D037
- F011D40D055
- F011D40D059



@3000K

Captain Flint Outdoor B2





Alimentazione elettrica ON/
OFF o dimmerabile 220-240V
integrata. L'apparecchio è fornito
con un connettore stagno per il
collegamento alla rete elettrica.
Cassaforma per l'installazione nel
terreno o su pavimentazione da
gettare con plinto di cemento da
ordinare separatamente.

2200K disponibile su richiesta.

Integrated ON/OFF or dimmable
220-240V power supply.
For mains connection, the
light source is equipped with
watertight cable. Box for ground
or cobblestone installations
requiring concrete plinth is
available upon request.

2200K available on request.

CoB Led: 9,5W -989 lm ≠ FIXT 629 lm - 2700K/CRI>80 - 220-240V / 9,5W - 1026 lm ≠ FIXT 652 lm - 3000K/CRI>80 - 220-240V / 9,5W -1099 lm ≠ FIXT 699 lm - 4000K/CRI>80 - 220-240V

2700K
Non Dimmable

- F011E20A018
- F011E20A030
- F011E20A037
- F011E20A055
- F011E20A059

1-10V

- F011E20B018
- F011E20B030
- F011E20B037
- F011E20B055
- F011E20B059

Dali

- F011E20D018
- F011E20D030
- F011E20D037
- F011E20D055
- F011E20D059

3000K
Non Dimmable

- F011E30A018
- F011E30A030
- F011E30A037
- F011E30A055
- F011E30A059

1-10V

- F011E30B018
- F011E30B030
- F011E30B037
- F011E30B055
- F011E30B059

Dali

- F011E30D018
- F011E30D030
- F011E30D037
- F011E30D055
- F011E30D059

4000K
Non Dimmable

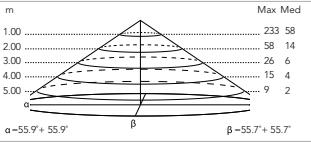
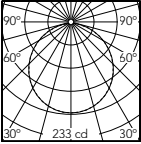
- F011E40A018
- F011E40A030
- F011E40A037
- F011E40A055
- F011E40A059

1-10V

- F011E40B018
- F011E40B030
- F011E40B037
- F011E40B055
- F011E40B059

Dali

- F011E40D018
- F011E40D030
- F011E40D037
- F011E40D055
- F011E40D059



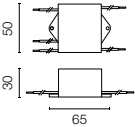
@3000K

Captain Flint Bollard

Dispositivo di protezione per il sovraccarico. 275 Vac. Corrente massima di scarica 10KA (8/29us). Massima corrente operativa 5A. Adatto per la connessione in serie. IP66.

Surge protection device. 275Vac. Maximum discharge current 10KA (8/20us). Maximum operating current 5A. Suitable for series connection. IP66.

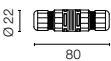
F990E00A000



Sistema di giunzione IP68 H2O Stop anti-condensa a 2 vie 4 poli.

2 way terminal block 4 poles IP68 H2O Stop.

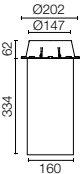
F990C00A000



Cassaforma per l'installazione a terra.

Box for ground installation.

F018Z000000




IC Light

Designed by Michael Anastassiades





IC Lights Floor



IC Lights Wall



IC Lights Floor

Famiglia / Family

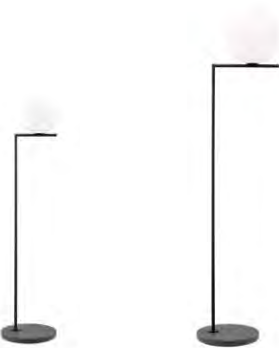
IC Wall / Ceiling



Led
Max 8W E14

Led
Max 15W E27

IC Floor



Led
Max 8W E14

Led
Max 15W E27

Colori / Colours



18 Deep Brown



30 Black



37 Burgundy Red



55 Brushed Stainless Steel



59 Brass Finish

IC Floor Outdoor - Stone bases



30 Black/Black Lava



18 Deep Brown/Travertino Imperiale



37 Burgundy Red/Black Lava



55 Brushed Stainless Steel/
Occhio di Pernice



59 Brass Finish/Grey Lava

Descrizione / Description


Apparecchio di illuminazione da parete-plafone a luce diffusa per uso esterno disponibile in due dimensioni. Telaio in acciaio inox spazzolato, in finitura ottone spazzolato o verniciato colore nero opaco o rosso burgundy. Le parti strutturali dell'apparecchio vengono trattate con procedimento di conversione chimica al fine di ottenere una efficiente resistenza agli agenti atmosferici. Durante il montaggio e la manutenzione degli apparecchi bisogna prestare particolare attenzione a non danneggiare la verniciatura a polvere.

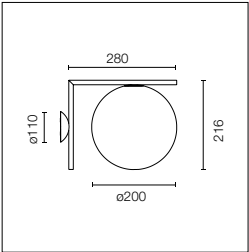
Diffusore opalino in vetro soffiato bianco latte lucido. L'apparecchio è fornito completo con guarnizione per la connessione a tenuta IP. Sorgente luminosa esclusa attacco E14/E27.




Wall- or ceiling-mounted light fitting with diffuse light for exterior use available in two sizes. Frame in brushed stainless steel, brushed brass finish or painted opaque black or burgundy. The structure of the fitting is treated with a chemical conversion process for effective resistance to atmospheric agents. Special attention is recommended during installation and maintenance to prevent damage to the powder coating.




Opalescent diffuser in shiny white translucent blown glass. The light comes with seals for IP-rated connection. Light source with E14/E27 connection not included.

IC Ceiling Wall 1 Outdoor









Sorgente luminosa esclusa.
Apparecchio di illuminazione
da parete/soffitto a luce diffusa.
Telaio in ottone, spazzolato e
verniciato trasparente o acciaio
cromato. Diffusore opalino di
vetro soffiato.

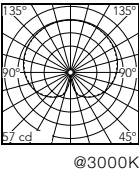
Light source excluded. Optional
LED bulb sold separately. Wall
mounting system contains the
wiring system. Watertight cable
gland included.

Led: max 8W - E14 - 220-240V

- F012H00C018
- F012H00C030
- F012H00C037
- F012H00C055
- F012H00C059

Accessori / Accessories

- 1 x LED 8W E14 900lm 3000K cod. RF32291 [e] DIMMER
- 1 x LED 8W E14 900lm 2700K cod. RF32290 [e] DIMMER



IC Ceiling Wall 2 Outdoor









Sorgente luminosa esclusa.
Apparecchio di illuminazione
da parete/soffitto a luce diffusa.
Telaio in ottone, spazzolato e
verniciato trasparente o acciaio
cromato. Diffusore opalino di
vetro soffiato.

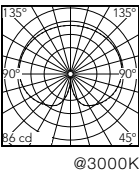
Light source excluded. Optional
LED bulb sold separately. Wall
mounting system contains the
wiring system. Watertight cable
gland included.

Led: max 15W - E27 - 220-240V

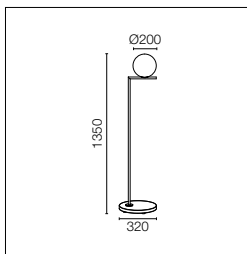
- F012J00C018
- F012J00C030
- F012J00C037
- F012J00C055
- F012J00C059

Accessori / Accessories

- 1 x LED 15W E27 2000lm 2700K cod. RF32288 [e] DIMMER
- 1 x LED 15W E27 2000lm 3000K cod. RF32289 [e] DIMMER



IC Floor 1 Outdoor



Sorgente luminosa esclusa.
Cavo adatto per outdoor 5 metri di lunghezza con spina Schuko IP44.
Interruttore dimmer a pedale retroilluminato IP65 lungo il cavo che garantisce le funzioni ON/OFF e regolazione del flusso luminoso 30-100% (con lampadina a LED Dimmerabile).

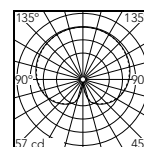
Bulb not included.
5-m cable with Schuko IP44 plug suitable for outdoor use.
Backlit floor dimmer switch on the IP65 cable enables ON/OFF function and brightness regulation 30-100% (with dimmable LED bulb).

Led: max 8W - E14 - 220-240V

- F012A01C018.A
- F012A02C030.A
- F012A02C037.A
- F012A04C055.A
- F012A03C059.A

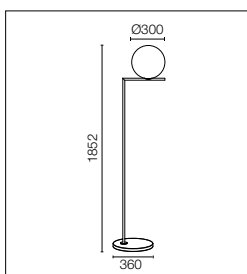
Accessori / Accessories

- 1 x LED 8W E14 900lm 3000K cod. RF32291 [e] DIMMER
- 1 x LED 8W E14 900lm 2700K cod. RF32290 [e] DIMMER



@3000K

IC Floor 2 Outdoor



Sorgente luminosa esclusa.
Cavo adatto per outdoor 5 metri di lunghezza con spina Schuko IP44.
Interruttore dimmer a pedale retroilluminato IP65 lungo il cavo che garantisce le funzioni ON/OFF e regolazione del flusso luminoso 30-100% (con lampadina a LED Dimmerabile).

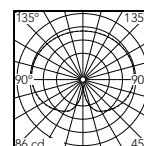
Bulb not included.
5-m cable with Schuko IP44 plug suitable for outdoor use.
Backlit floor dimmer switch on the IP65 cable enables ON/OFF function and brightness regulation 30-100% (with dimmable LED bulb).

Led: max 15W - E27 - 220-240V

- F012B01C018.A
- F012B02C030.A
- F012B02C037.A
- F012B04C055.A
- F012B03C059.A

Accessori / Accessories

- 1 x LED 15W E27 2000lm 2700K cod. RF32288 [e] DIMMER
- 1 x LED 15W E27 2000lm 3000K cod. RF32289 [e] DIMMER



@3000K

Caule

Designed by Patricia Urquiola





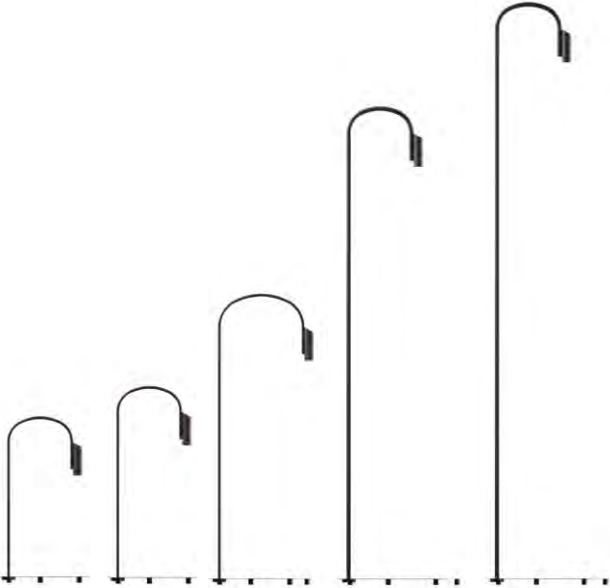
Caule Floor



Caule Bollard Nest

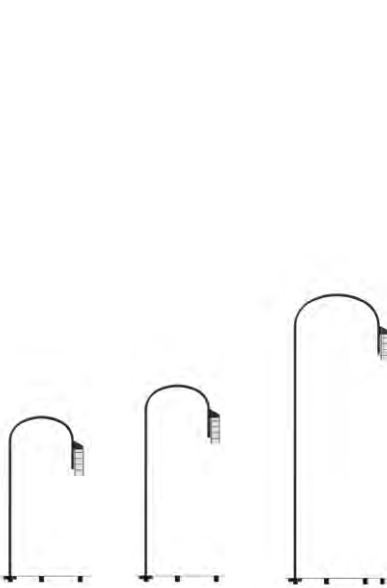
Famiglia / Family

Caule Floor




Power Led
5W
282 lm - 2700K/CRI 80
303 lm - 3000K/CRI 80
324 lm - 4000K/CRI 80
2200K available on request.

Caule Floor Nest



Power Led
5W
282 lm - 2700K/CRI 80
303 lm - 3000K/CRI 80
324 lm - 4000K/CRI 80
2200K available on request.

Caule Bollard




Power Led
5W
282 lm - 2700K/CRI 80
303 lm - 3000K/CRI 80
324 lm - 4000K/CRI 80
2200K available on request.

Caule Bollard Nest



Power Led
5W
282 lm - 2700K/CRI 80
303 lm - 3000K/CRI 80
324 lm - 4000K/CRI 80
2200K available on request.

Colori / Colours



01 White



06 Grey



12 Forest Green



18 Deep Brown



30 Black



33 Anthracite

Collezione di apparecchi di illuminazione da esterno in versione lampada da terra mobile e in versione bollard, disponibili in diverse altezze.

Sono caratterizzate dal design morbido e flessuoso dello stelo e dalla testa disponibile in due modelli differenti: testa monolite per una luce diretta soft, testa con cover Nest a maglia metallica per una luce diffusa e disegnata.

La struttura dello stelo è realizzata in acciaio inox aisi 304 per una efficiente resistenza agli agenti atmosferici. La base è in acciaio inox aisi 304 per la versione lampada da terra mobile e in alluminio pressofuso per la versione bollard. La testa, in cui è recessa la sorgente LED inclusa, è in stampo di alluminio pressofuso; nella versione Nest la cover è realizzata in maglia metallica in acciaio inox aisi 316L.

Le parti strutturali dell'apparecchio vengono trattate con procedimento di conversione chimica al fine di ottenere una efficiente resistenza alla corrosione degli agenti atmosferici. Lo schermo di protezione della sorgente luminosa è in vetro sabbiato per la testa monolite, in metacrilato trasparente per la versione Nest.

La versione lampada da terra è completata da cavo adatto per outdoor 5 metri di lunghezza con spina Schuko IP44 e interruttore dimmer a pedale retroilluminato IP65 che garantisce le funzioni ON/OFF e regolazione del flusso luminoso. La versione bollard è fornita con uno spezzone di cavo uscente in neoprene di 200 mm di lunghezza ed è pronto per l'installazione su qualsiasi pavimento. Disponibile come accessorio da ordinare separatamente la cassaforma per l'installazione su una pavimentazione da gettare con plinto di cemento.

Collection of outdoor lighting units in a movable floor lamp version and a bollard version, both available in different heights.

The lamps are characterized by their soft, pliable stem. The lamp head is available in two different models: solid, for direct soft light, or with a 'nest' cover, a metallic mesh creating a unique wash of diffuse light.

The structure of the stem is made of AISI 304 stainless steel for effective resistance to atmospheric agents. The base of the movable floor version is made of AISI 304 stainless steel for and the bollard version is made of die-cast aluminium.

The lamp head, which holds the included LED light source, is made of moulded aluminium; the cover of the 'nest' version is made of a metallic mesh in AISI 316L stainless steel.

The structure is treated with a chemical conversion process for effective resistance to atmospheric agents.

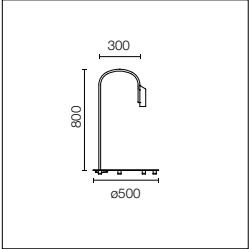

The screen protecting the light source is made of sanded glass for the solid head and methacrylate for the 'nest' version.







The floor lamp version comes with 5 metres of cable appropriate for outdoor use with a Schuko IP44 and IP65 backlit pedal dimmer switch for easy ON/OFF and to adjust the amount of light.

The bollard version comes with a 200-mm length of neoprene cable and is ready for installation on any flooring.

Optional accessory (sold separately): box for installation on flooring laid over concrete.

Caule Floor 1





Sorgente luminosa a LED inclusa. Alimentazione elettrica 220-240V 50-60 Hz integrata. Cavo adatto per outdoor 5 metri di lunghezza con spina Schuko IP44. Interruttore dimmer a pedale retroilluminato IP65 lungo il cavo che garantisce le funzioni ON/OFF e regolazione del flusso luminoso. Versione 110V a richiesta. Dimmer Control switch integrato (lungo il cavo). Funzione Casambi a richiesta.

LED light source included. Integrated 220-240V 50-60 Hz electrical power. Cable suitable for outdoors, 5-m long with Schuko IP44 plug. IP65 backlit pedal dimmer switch on the cable for easy ON/OFF and to adjust the amount of light. 110V version upon request. Integrated dimmer control switch (on the cable). Casambi function on demand.

2200K disponibile su richiesta.

2200K available on request.

Power Led: 5W - 447 lm ≠ FIXT 282 lm - 2700K/CRI 80 - 220-240V / 5W - 480 lm ≠ FIXT 303 lm - 3000K/CRI 80 - 220-240V / 5W - 513 lm ≠ FIXT 324 lm - 4000K/CRI 80 - 220-240V

2700K

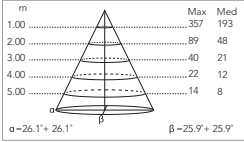
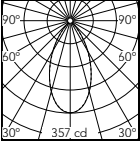
- F016M21K001.A
- F016M21K006.A
- F016M21K012.A
- F016M21K018.A
- F016M21K030.A
- F016M21K033.A

3000K

- F016M31K001.A
- F016M31K006.A
- F016M31K012.A
- F016M31K018.A
- F016M31K030.A
- F016M31K033.A

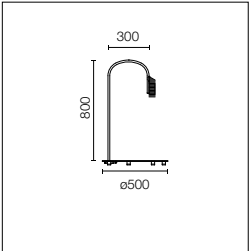

4000K








- F016M41K001.A
- F016M41K006.A
- F016M41K012.A
- F016M41K018.A
- F016M41K030.A
- F016M41K033.A



@3000K

Caule Floor 1 Nest





Sorgente luminosa a LED inclusa. Alimentazione elettrica 220-240V 50-60 Hz integrata. Cavo adatto per outdoor 5 metri di lunghezza con spina Schuko IP44. Interruttore dimmer a pedale retroilluminato IP65 lungo il cavo che garantisce le funzioni ON/OFF e regolazione del flusso luminoso. Versione 110V a richiesta. Dimmer Control switch integrato (lungo il cavo). Funzione Casambi a richiesta.

LED light source included. Integrated 220-240V 50-60 Hz electrical power. Cable suitable for outdoors, 5-m long with Schuko IP44 plug. IP65 backlit pedal dimmer switch on the cable for easy ON/OFF and to adjust the amount of light. 110V version upon request. Integrated dimmer control switch (on the cable). Casambi function on demand.

2200K disponibile su richiesta.

2200K available on request.

Power Led: 5W - 447 lm ≠ FIXT 124 lm - 2700K/CRI 80 - 220-240V / 5W - 480 lm ≠ FIXT 137 lm - 3000K/CRI 80 - 220-240V / 5W - 513 lm ≠ FIXT 143 lm - 4000K/CRI 80 - 220-240V

2700K

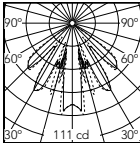
- F016N21K001.A
- F016N21K006.A
- F016N21K012.A
- F016N21K018.A
- F016N21K030.A
- F016N21K033.A

3000K

- F016N31K001.A
- F016N31K006.A
- F016N31K012.A
- F016N31K018.A
- F016N31K030.A
- F016N31K033.A

4000K

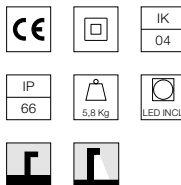
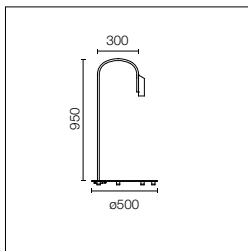
- F016N41K001.A
- F016N41K006.A
- F016N41K012.A
- F016N41K018.A
- F016N41K030.A
- F016N41K033.A



h(m)	E(lx)	D(m)
1	111	0.40
2	28	0.80
3	12	1.20
4	7	1.60
5	4	2.01

@3000K

Caule Floor 2



Sorgente luminosa a LED inclusa. Alimentazione elettrica 220-240V 50-60 Hz integrata. Cavo adatto per outdoor 5 metri di lunghezza con spina Schuko IP44. Interruttore dimmer a pedale retroilluminato IP65 lungo il cavo che garantisce le funzioni ON/OFF e regolazione del flusso luminoso. Versione 110V a richiesta. Dimmer Control switch integrato (lungo il cavo). Funzione Casambi a richiesta.

LED light source included. Integrated 220-240V 50-60 Hz electrical power. Cable suitable for outdoors, 5-m long with Schuko IP44 plug. IP65 backlit pedal dimmer switch on the cable for easy ON/OFF and to adjust the amount of light. 110V version upon request. Integrated dimmer control switch (on the cable) Casambi function on demand.

2200K disponibile su richiesta.

2200K available on request.

Power Led: 5W - 447 lm ≠ FIXT 282 lm - 2700K/CRI 80 - 220-240V / 5W - 480 lm ≠ FIXT 303 lm - 3000K/CRI 80 - 220-240V / 5W - 513 lm ≠ FIXT 324 lm - 4000K/CRI 80 - 220-240V

2700K

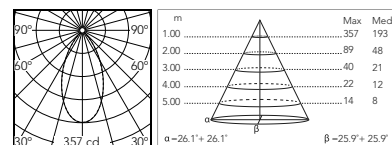
- F016M22K001.A
- F016M22K006.A
- F016M22K012.A
- F016M22K018.A
- F016M22K030.A
- F016M22K033.A

3000K

- F016M32K001.A
- F016M32K006.A
- F016M32K012.A
- F016M32K018.A
- F016M32K030.A
- F016M32K033.A

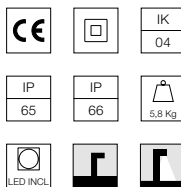
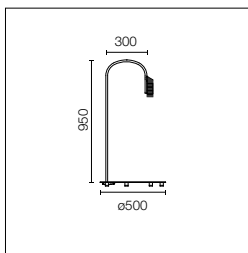
4000K

- F016M42K001.A
- F016M42K006.A
- F016M42K012.A
- F016M42K018.A
- F016M42K030.A
- F016M42K033.A



@3000K

Caule Floor 2 Nest



Sorgente luminosa a LED inclusa. Alimentazione elettrica 220-240V 50-60 Hz integrata. Cavo adatto per outdoor 5 metri di lunghezza con spina Schuko IP44. Interruttore dimmer a pedale retroilluminato IP65 lungo il cavo che garantisce le funzioni ON/OFF e regolazione del flusso luminoso. Versione 110V a richiesta. Dimmer Control switch integrato (lungo il cavo). Funzione Casambi a richiesta.

LED light source included. Integrated 220-240V 50-60 Hz electrical power. Cable suitable for outdoors, 5-m long with Schuko IP44 plug. IP65 backlit pedal dimmer switch on the cable for easy ON/OFF and to adjust the amount of light. 110V version upon request. Integrated dimmer control switch (on the cable) Casambi function on demand.

2200K disponibile su richiesta.

2200K available on request.

Power Led: 5W - 447 lm ≠ FIXT 124 lm - 2700K/CRI 80 - 220-240V / 5W - 480 lm ≠ FIXT 137 lm - 3000K/CRI 80 - 220-240V / 5W - 513 lm ≠ FIXT 143 lm - 4000K/CRI 80 - 220-240V

2700K

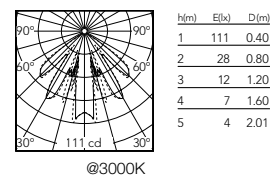
- F016N22K001.A
- F016N22K006.A
- F016N22K012.A
- F016N22K018.A
- F016N22K030.A
- F016N22K033.A

3000K

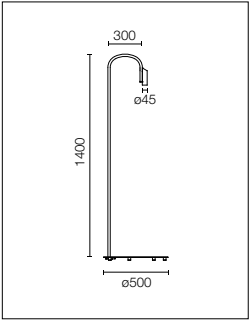

- F016N32K001.A
- F016N32K006.A
- F016N32K012.A
- F016N32K018.A
- F016N32K030.A
- F016N32K033.A




4000K




- F016N42K001.A
- F016N42K006.A
- F016N42K012.A
- F016N42K018.A
- F016N42K030.A
- F016N42K033.A



Caule Floor 3







Sorgente luminosa a LED inclusa. Alimentazione elettrica 220-240V 50-60 Hz integrata. Cavo adatto per outdoor 5 metri di lunghezza con spina Schuko IP44. Interruttore dimmer a pedale retroilluminato IP65 lungo il cavo che garantisce le funzioni ON/OFF e regolazione del flusso luminoso. Versione 110V a richiesta. Dimmer Control switch integrato (lungo il cavo). Funzione Casambi a richiesta.

LED light source included. Integrated 220-240V 50-60 Hz electrical power. Cable suitable for outdoors, 5-m long with Schuko IP44 plug. IP65 backlit pedal dimmer switch on the cable for easy ON/OFF and to adjust the amount of light. 110V version upon request. Integrated dimmer control switch (on the cable) Casambi function on demand.

2200K disponibile su richiesta.

2200K available on request.

Power Led: 5W - 447 lm ≠ FIXT 282 lm - 2700K/CRI 80 - 220-240V / 5W - 480 lm ≠ FIXT 303 lm - 3000K/CRI 80 - 220-240V / 5W - 513 lm ≠ FIXT 324 lm - 4000K/CRI 80 - 220-240V

2700K

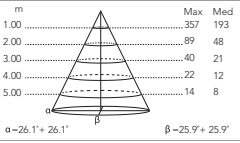
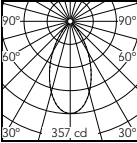
- F016M23K001.A
- F016M23K006.A
- F016M23K012.A
- F016M23K018.A
- F016M23K030.A
- F016M23K033.A

3000K

- F016M33K001.A
- F016M33K006.A
- F016M33K012.A
- F016M33K018.A
- F016M33K030.A
- F016M33K033.A

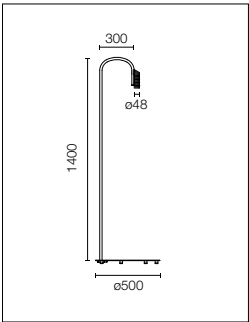

4000K




- F016M43K001.A
- F016M43K006.A
- F016M43K012.A
- F016M43K018.A
- F016M43K030.A
- F016M43K033.A






@3000K

Caule Floor 3 Nest







Sorgente luminosa a LED inclusa. Alimentazione elettrica 220-240V 50-60 Hz integrata. Cavo adatto per outdoor 5 metri di lunghezza con spina Schuko IP44. Interruttore dimmer a pedale retroilluminato IP65 lungo il cavo che garantisce le funzioni ON/OFF e regolazione del flusso luminoso. Versione 110V a richiesta. Dimmer Control switch integrato (lungo il cavo). Funzione Casambi a richiesta.

LED light source included. Integrated 220-240V 50-60 Hz electrical power. Cable suitable for outdoors, 5-m long with Schuko IP44 plug. IP65 backlit pedal dimmer switch on the cable for easy ON/OFF and to adjust the amount of light. 110V version upon request. Integrated dimmer control switch (on the cable) Casambi function on demand.

2200K disponibile su richiesta.

2200K available on request.

Power Led: 5W - 447 lm ≠ FIXT 124 lm - 2700K/CRI 80 - 220-240V / 5W - 480 lm ≠ FIXT 137 lm - 3000K/CRI 80 - 220-240V / 5W - 513 lm ≠ FIXT 143 lm - 4000K/CRI 80 - 220-240V

2700K

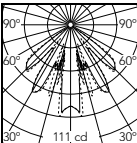
- F016N23K001.A
- F016N23K006.A
- F016N23K012.A
- F016N23K018.A
- F016N23K030.A
- F016N23K033.A

3000K

- F016N33K001.A
- F016N33K006.A
- F016N33K012.A
- F016N33K018.A
- F016N33K030.A
- F016N33K033.A

4000K

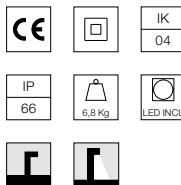
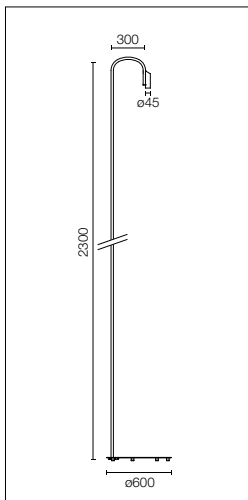
- F016N43K001.A
- F016N43K006.A
- F016N43K012.A
- F016N43K018.A
- F016N43K030.A
- F016N43K033.A



h(m)	E(lx)	D(m)
1	111	0.40
2	28	0.80
3	12	1.20
4	7	1.60
5	4	2.01

@3000K

Caule Floor 4



Sorgente luminosa a LED inclusa. Alimentazione elettrica 220-240V 50-60 Hz integrata. Cavo adatto per outdoor 5 metri di lunghezza con spina Schuko IP44. Interruttore dimmer a pedale retroilluminato IP65 lungo il cavo che garantisce le funzioni ON/OFF e regolazione del flusso luminoso. Versione 110V a richiesta. Dimmer Control switch integrato (lungo il cavo). Funzione Casambi a richiesta.

LED light source included. Integrated 220-240V 50-60 Hz electrical power. Cable suitable for outdoors, 5-m long with Schuko IP44 plug. IP65 backlit pedal dimmer switch on the cable for easy ON/OFF and to adjust the amount of light. 110V version upon request. Integrated dimmer control switch (on the cable). Casambi function on demand.

2200K disponibile su richiesta.

2200K available on request.

Power Led: 5W - 447 lm ≠ FIXT 245 lm - 2700K/CRI 80 - 220-240V / 5W - 480 lm ≠ FIXT 263 lm - 3000K/CRI 80 - 220-240V / 5W - 513 lm ≠ FIXT 281 lm - 4000K/CRI 80 - 220-240V

2700K

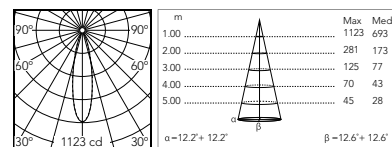
- F016M24K001.A
- F016M24K006.A
- F016M24K012.A
- F016M24K018.A
- F016M24K030.A
- F016M24K033.A

3000K

- F016M34K001.A
- F016M34K006.A
- F016M34K012.A
- F016M34K018.A
- F016M34K030.A
- F016M34K033.A

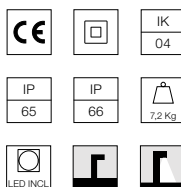
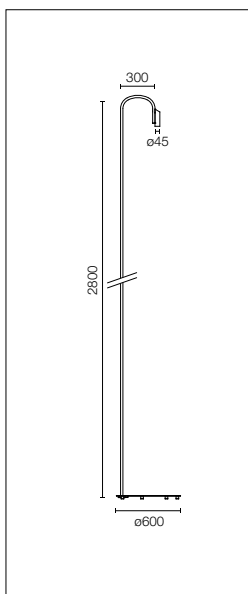
4000K

- F016M44K001.A
- F016M44K006.A
- F016M44K012.A
- F016M44K018.A
- F016M44K030.A
- F016M44K033.A



@3000K

Caule Floor 5



Sorgente luminosa a LED inclusa. Alimentazione elettrica 220-240V 50-60 Hz integrata. Cavo adatto per outdoor 5 metri di lunghezza con spina Schuko IP44. Interruttore dimmer a pedale retroilluminato IP65 lungo il cavo che garantisce le funzioni ON/OFF e regolazione del flusso luminoso. Versione 110V a richiesta. Dimmer Control switch integrato (lungo il cavo). Funzione Casambi a richiesta.

LED light source included. Integrated 220-240V 50-60 Hz electrical power. Cable suitable for outdoors, 5-m long with Schuko IP44 plug. IP65 backlit pedal dimmer switch on the cable for easy ON/OFF and to adjust the amount of light. 110V version upon request. Integrated dimmer control switch (on the cable). Casambi function on demand.

2200K disponibile su richiesta.

2200K available on request.

Power Led: 5W - 447 lm ≠ FIXT 245 lm - 2700K/CRI 80 - 220-240V / 5W - 480 lm ≠ FIXT 263 lm - 3000K/CRI 80 - 220-240V / 5W - 513 lm ≠ FIXT 281 lm - 4000K/CRI 80 - 220-240V

2700K

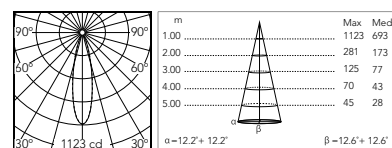
- F016M25K001.A
- F016M25K006.A
- F016M25K012.A
- F016M25K018.A
- F016M25K030.A
- F016M25K033.A

3000K

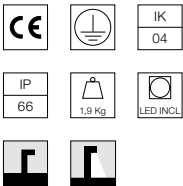
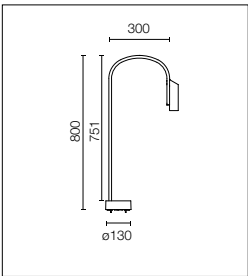
- F016M35K001.A
- F016M35K006.A
- F016M35K012.A
- F016M35K018.A
- F016M35K030.A
- F016M35K033.A

4000K

- F016M45K001.A
- F016M45K006.A
- F016M45K012.A
- F016M45K018.A
- F016M45K030.A
- F016M45K033.A



@3000K



Sorgente luminosa a LED inclusa. Alimentazione elettrica ON/OFF o dimmerabile 220-240V integrata. L'apparecchio è installabile su qualsiasi pavimento per mezzo di tasselli. Cassaforma per l'installazione su pavimentazione da gettare con plinto di cemento da ordinare separatamente. Versione 110V a richiesta.

LED light source included. Integrated 220-240V ON/OFF or dimmable electrical power. The device may be installed on any flooring with anchors. Box for installation on flooring laid over concrete sold separately. 110V version upon request.

2200K disponibile su richiesta.

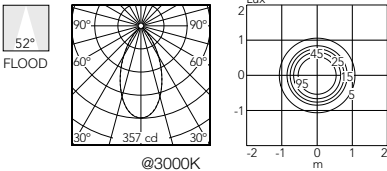
2200K available on request.

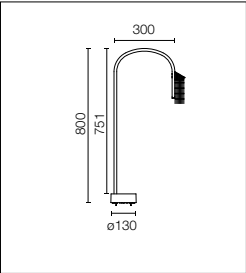
Power Led: 5W - 447 lm \neq FIXT 282 lm - 2700K/CRI 80 - 220-240V / 5W - 480 lm \neq FIXT 303 lm - 3000K/CRI 80 - 220-240V / 5W - 513 lm \neq FIXT 324 lm - 4000K/CRI 80 - 220-240V

- 2700K**
Non Dimmable
- F016A21A001
 - F016A21A006
 - F016A21A012
 - F016A21A018
 - F016A21A030
 - F016A21A033
- 1-10V
- F016A21B001
 - F016A21B006
 - F016A21B012
 - F016A21B018
 - F016A21B030
 - F016A21B033
- Dali
- F016A21D001
 - F016A21D006
 - F016A21D012
 - F016A21D018
 - F016A21D030
 - F016A21D033

- 3000K**
Non Dimmable
- F016A31A001
 - F016A31A006
 - F016A31A012
 - F016A31A018
 - F016A31A030
 - F016A31A033
- 1-10V
- F016A31B001
 - F016A31B006
 - F016A31B012
 - F016A31B018
 - F016A31B030
 - F016A31B033
- Dali
- F016A31D001
 - F016A31D006
 - F016A31D012
 - F016A31D018
 - F016A31D030
 - F016A31D033

- 4000K**
Non Dimmable
- F016A41A001
 - F016A41A006
 - F016A41A012
 - F016A41A018
 - F016A41A030
 - F016A41A033
- 1-10V
- F016A41B001
 - F016A41B006
 - F016A41B012
 - F016A41B018
 - F016A41B030
 - F016A41B033
- Dali
- F016A41D001
 - F016A41D006
 - F016A41D012
 - F016A41D018
 - F016A41D030
 - F016A41D033





Sorgente luminosa a LED inclusa. Alimentazione elettrica ON/OFF o dimmerabile 220-240V integrata. L'apparecchio è installabile su qualsiasi pavimento per mezzo di tasselli. Cassaforma per l'installazione su pavimentazione da gettare con plinto di cemento da ordinare separatamente. Versione 110V a richiesta.

LED light source included. Integrated 220-240V ON/OFF or dimmable electrical power. The device may be installed on any flooring with anchors. Box for installation on flooring laid over concrete sold separately. 110V version upon request.

2200K disponibile su richiesta.

2200K available on request.

Power Led: 5W - 447 lm ≠ FIXT 124 lm - 2700K/CRI 80 - 220-240V / 5W - 480 lm ≠ FIXT 137 lm - 3000K/CRI 80 - 220-240V / 5W - 513 lm ≠ FIXT 143 lm - 4000K/CRI 80 - 220-240V

2700K

Non Dimmable

- F016B21A001
 - F016B21A006
 - F016B21A012
 - F016B21A018
 - F016B21A030
 - F016B21A033
- 1-10V
- F016B21B001
 - F016B21B006
 - F016B21B012
 - F016B21B018
 - F016B21B030
 - F016B21B033
- Dali
- F016B21D001
 - F016B21D006
 - F016B21D012
 - F016B21D018
 - F016B21D030
 - F016B21D033

3000K

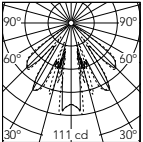
Non Dimmable

- F016B31A001
 - F016B31A006
 - F016B31A012
 - F016B31A018
 - F016B31A030
 - F016B31A033
- 1-10V
- F016B31B001
 - F016B31B006
 - F016B31B012
 - F016B31B018
 - F016B31B030
 - F016B31B033
- Dali
- F016B31D001
 - F016B31D006
 - F016B31D012
 - F016B31D018
 - F016B31D030
 - F016B31D033

4000K

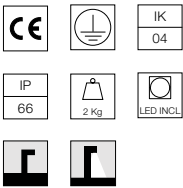
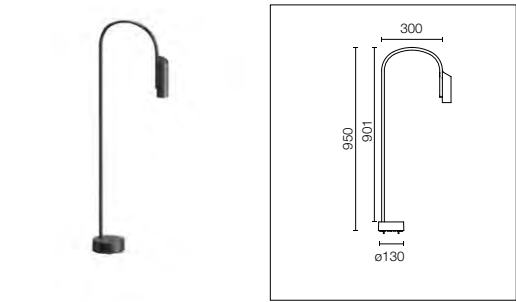
Non Dimmable

- F016B41A001
 - F016B41A006
 - F016B41A012
 - F016B41A018
 - F016B41A030
 - F016B41A033
- 1-10V
- F016B41B001
 - F016B41B006
 - F016B41B012
 - F016B41B018
 - F016B41B030
 - F016B41B033
- Dali
- F016B41D001
 - F016B41D006
 - F016B41D012
 - F016B41D018
 - F016B41D030
 - F016B41D033



@3000K

h(m)	E(lx)	D(m)
1	111	0.40
2	28	0.80
3	12	1.20
4	7	1.60
5	4	2.01



Sorgente luminosa a LED inclusa. Alimentazione elettrica ON/OFF o dimmerabile 220-240V integrata. L'apparecchio è installabile su qualsiasi pavimento per mezzo di tasselli. Cassaforma per l'installazione su pavimentazione da gettare con plinto di cemento da ordinare separatamente. Versione 110V a richiesta.

LED light source included. Integrated 220-240V ON/OFF or dimmable electrical power. The device may be installed on any flooring with anchors. Box for installation on flooring laid over concrete sold separately. 110V version upon request.

2200K disponibile su richiesta.

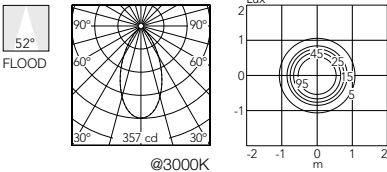
2200K available on request.

Power Led: 5W - 447 lm ≠ FIXT 282 lm - 2700K/CRI 80 - 220-240V / 5W - 480 lm ≠ FIXT 303 lm - 3000K/CRI 80 - 220-240V / 5W - 513 lm ≠ FIXT 324 lm - 4000K/CRI 80 - 220-240V

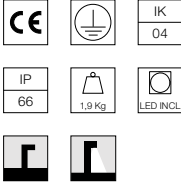
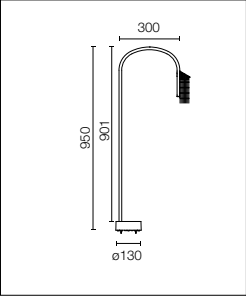
- 2700K**
Non Dimmable
- F016A22A001
 - F016A22A006
 - F016A22A012
 - F016A22A018
 - F016A22A030
 - F016A22A033
- 1-10V
- F016A22B001
 - F016A22B006
 - F016A22B012
 - F016A22B018
 - F016A22B030
 - F016A22B033
- Dali
- F016A22D001
 - F016A22D006
 - F016A22D012
 - F016A22D018
 - F016A22D030
 - F016A22D033

- 3000K**
Non Dimmable
- F016A32A001
 - F016A32A006
 - F016A32A012
 - F016A32A018
 - F016A32A030
 - F016A32A033
- 1-10V
- F016A32B001
 - F016A32B006
 - F016A32B012
 - F016A32B018
 - F016A32B030
 - F016A32B033
- Dali
- F016A32D001
 - F016A32D006
 - F016A32D012
 - F016A32D018
 - F016A32D030
 - F016A32D033

- 4000K**
Non Dimmable
- F016A42A001
 - F016A42A006
 - F016A42A012
 - F016A42A018
 - F016A42A030
 - F016A42A033
- 1-10V
- F016A42B001
 - F016A42B006
 - F016A42B012
 - F016A42B018
 - F016A42B030
 - F016A42B033
- Dali
- F016A42D001
 - F016A42D006
 - F016A42D012
 - F016A42D018
 - F016A42D030
 - F016A42D033



Caule Bollard 2 Nest



Sorgente luminosa a LED inclusa. Alimentazione elettrica ON/OFF o dimmerabile 220-240V integrata. L'apparecchio è installabile su qualsiasi pavimento per mezzo di tasselli. Cassaforma per l'installazione su pavimentazione da gettare con plinto di cemento da ordinare separatamente. Versione 110V a richiesta.

LED light source included. Integrated 220-240V ON/OFF or dimmable electrical power. The device may be installed on any flooring with anchors. Box for installation on flooring laid over concrete sold separately. 110V version upon request.

2200K disponibile su richiesta.

2200K available on request.

Power Led: 5W - 447 lm ≠ FIXT 124 lm - 2700K/CRI 80 - 220-240V / 5W - 480 lm ≠ FIXT 137 lm - 3000K/CRI 80 - 220-240V / 5W - 513 lm ≠ FIXT 143 lm - 4000K/CRI 80 - 220-240V

2700K

Non Dimmable

- F016B22A001
- F016B22A006
- F016B22A012
- F016B22A018
- F016B22A030
- F016B22A033
- 1-10V
- F016B22B001
- F016B22B006
- F016B22B012
- F016B22B018
- F016B22B030
- F016B22B033
- Dali
- F016B22D001
- F016B22D006
- F016B22D012
- F016B22D018
- F016B22D030
- F016B22D033

3000K

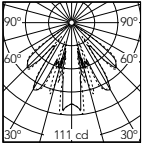
Non Dimmable

- F016B32A001
- F016B32A006
- F016B32A012
- F016B32A018
- F016B32A030
- F016B32A033
- 1-10V
- F016B32B001
- F016B32B006
- F016B32B012
- F016B32B018
- F016B32B030
- F016B32B033
- Dali
- F016B32D001
- F016B32D006
- F016B32D012
- F016B32D018
- F016B32D030
- F016B32D033

4000K

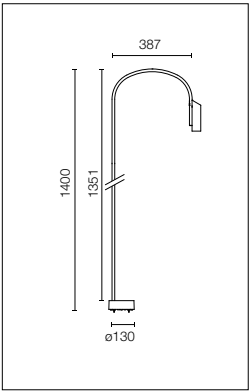

Non Dimmable







- F016B42A001
- F016B42A006
- F016B42A012
- F016B42A018
- F016B42A030
- F016B42A033
- 1-10V
- F016B42B001
- F016B42B006
- F016B42B012
- F016B42B018
- F016B42B030
- F016B42B033
- Dali
- F016B42D001
- F016B42D006
- F016B42D012
- F016B42D018
- F016B42D030
- F016B42D033



@3000K

h(m)	E(lx)	D(m)
1	111	0.40
2	28	0.80
3	12	1.20
4	7	1.60
5	4	2.01





Sorgente luminosa a LED inclusa. Alimentazione elettrica ON/OFF o dimmerabile 220-240V integrata. L'apparecchio è installabile su qualsiasi pavimento per mezzo di tasselli. Cassaforma per l'installazione su pavimentazione da gettare con plinto di cemento da ordinare separatamente. Versione 110V a richiesta.

2200K disponibile su richiesta.

LED light source included. Integrated 220-240V ON/OFF or dimmable electrical power. The device may be installed on any flooring with anchors. Box for installation on flooring laid over concrete sold separately. 110V version upon request.

2200K available on request.

Power Led: 5W - 447 lm ≠ FIXT 282 lm - 2700K/CRI 80 - 220-240V / 5W - 480 lm ≠ FIXT 303 lm - 3000K/CRI 80 - 220-240V / 5W - 513 lm ≠ FIXT 324 lm - 4000K/CRI 80 - 220-240V

2700K
Non Dimmable

○ F016A23A001

● F016A23A006

● F016A23A012

● F016A23A018

● F016A23A030

● F016A23A033

1-10V

○ F016A23B001

● F016A23B006

● F016A23B012

● F016A23B018

● F016A23B030

● F016A23B033

Dali

○ F016A23D001

● F016A23D006

● F016A23D012

● F016A23D018

● F016A23D030

● F016A23D033

3000K
Non Dimmable

○ F016A33A001

● F016A33A006

● F016A33A012

● F016A33A018

● F016A33A030

● F016A33A033

1-10V

○ F016A33B001

● F016A33B006

● F016A33B012

● F016A33B018

● F016A33B030

● F016A33B033

Dali

○ F016A33D001

● F016A33D006

● F016A33D012

● F016A33D018

● F016A33D030

● F016A33D033

4000K
Non Dimmable

○ F016A43A001

● F016A43A006

● F016A43A012

● F016A43A018

● F016A43A030

● F016A43A033

1-10V

○ F016A43B001

● F016A43B006

● F016A43B012

● F016A43B018

● F016A43B030

● F016A43B033

Dali

○ F016A43D001


● F016A43D006

● F016A43D012

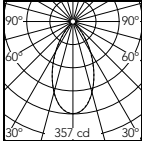
● F016A43D018

● F016A43D030

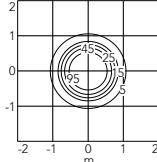
● F016A43D033



FLOOD



@3000K

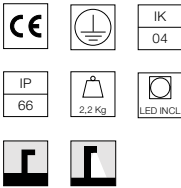
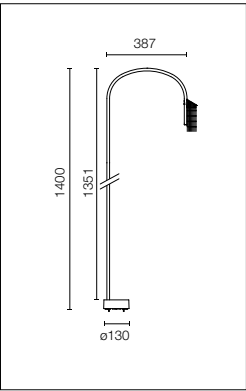


Lux

Caule

252

Caule Bollard 3 Nest



Sorgente luminosa a LED inclusa. Alimentazione elettrica ON/OFF o dimmerabile 220-240V integrata. L'apparecchio è installabile su qualsiasi pavimento per mezzo di tasselli. Cassaforma per l'installazione su pavimentazione da gettare con plinto di cemento da ordinare separatamente. Versione 110V a richiesta.

LED light source included. Integrated 220-240V ON/OFF or dimmable electrical power. The device may be installed on any flooring with anchors. Box for installation on flooring laid over concrete sold separately. 110V version upon request.

2200K disponibile su richiesta.

2200K available on request.

Power Led: 5W - 447 lm ≠ FIXT 124 lm - 2700K/CRI 80 - 220-240V / 5W - 480 lm ≠ FIXT 137 lm - 3000K/CRI 80 - 220-240V / 5W - 513 lm ≠ FIXT 143 lm - 4000K/CRI 80 - 220-240V

2700K

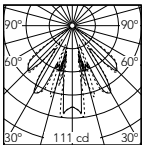
- Non Dimmable
- F016B23A001
 - F016B23A006
 - F016B23A012
 - F016B23A018
 - F016B23A030
 - F016B23A033
- 1-10V
- F016B23B001
 - F016B23B006
 - F016B23B012
 - F016B23B018
 - F016B23B030
 - F016B23B033
- Dali
- F016B23D001
 - F016B23D006
 - F016B23D012
 - F016B23D018
 - F016B23D030
 - F016B23D033

3000K

- Non Dimmable
- F016B33A001
 - F016B33A006
 - F016B33A012
 - F016B33A018
 - F016B33A030
 - F016B33A033
- 1-10V
- F016B33B001
 - F016B33B006
 - F016B33B012
 - F016B33B018
 - F016B33B030
 - F016B33B033
- Dali
- F016B33D001
 - F016B33D006
 - F016B33D012
 - F016B33D018
 - F016B33D030
 - F016B33D033

4000K

- Non Dimmable
- F016B43A001
 - F016B43A006
 - F016B43A012
 - F016B43A018
 - F016B43A030
 - F016B43A033
- 1-10V
- F016B43B001
 - F016B43B006
 - F016B43B012
 - F016B43B018
 - F016B43B030
 - F016B43B033
- Dali
- F016B43D001
 - F016B43D006
 - F016B43D012
 - F016B43D018
 - F016B43D030
 - F016B43D033



h(m)	E(x)	D(m)
1	111	0.40
2	28	0.80
3	12	1.20
4	7	1.60
5	4	2.01


@3000K

Caule: Accessori / Accessories

Dispositivo di protezione per il sovraccarico. 275 Vac. Corrente massima di scarica 10KA (8/29us). Massima corrente operativa 5A. Adatto per la connessione in serie. IP66.

Surge protection device. 275Vac. Maximum discharge current 10KA (8/20us). Maximum operating current 5A. Suitable for series connection. IP66.

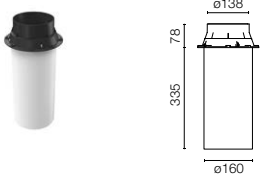
F990E00A000



Cassaforma per l'installazione a terra

Box for ground installation.

F016Z000000



Flauta

Designed by Patricia Urquiola





Flauta Spiga 3



Flauta Spiga 1

Famiglia / Family

Flauta Riga



Power Led
12W
2x347 lm - 2700K/CRI 80
2x372 lm - 3000K/CRI 80
2x398 lm - 4000K/CRI 80
2200K available on request.

Flauta Spiga



Power Led
12W
2x347 lm - 2700K/CRI 80
2x372 lm - 3000K/CRI 80
2x398 lm - 4000K/CRI 80
2200K available on request.

Colori / Colours



01 White



06 Grey



12 Forest Green



18 Deep Brown



30 Black



33 Anthracite

Collezione di apparecchi di illuminazione da esterno a parete con emissione luminosa biemissione, disponibili in tre diverse lunghezze.

Gli apparecchi sono caratterizzati dall'incisione superficiale che si declina in due ricercate varianti: Flauta Riga, con incisioni verticali, Flauta Spiga, caratterizzata da una trama obliqua elegante e sofisticata.

Completa l'apparecchio un accessorio deflettore, verniciato secondo la stessa finitura del corpo lampada, installabile a discrezione sulla testa superiore o sulla inferiore, per creare un effetto decorativo di luce riflessa.

Le parti strutturali dell'apparecchio sono realizzate in alluminio trattato con procedimento di conversione chimica al fine di una efficiente resistenza agli agenti atmosferici. Il corpo è verniciato a polvere e disponibile in varie finiture secondo lo standard QUALICOAT. Il primo strato di polvere epossidica dà resistenza chimica e meccanica, il secondo strato di finitura di polvere poliestere assicura resistenza ai raggi UV ed agli agenti atmosferici corrosivi. Le superfici verniciate sono trattate con lavaggi alcalini e acidi, risciacquate con acqua demineralizzata e sottoposte a un trattamento di conversione chimica per proteggere contro l'ossidazione.

Diffusore in vetro trasparente siliconato per garantire l'impermeabilità.

Sorgente luminosa a LED integrata. Driver integrato nel corpo dell'apparecchio per controllo dimmerabile DALI.

Collection of outdoor wall-mounted light fittings with dual light emission, available in various lengths.

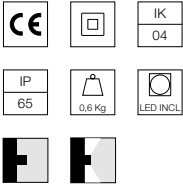
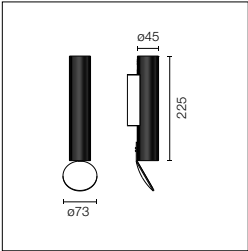
The units are characterised by the surface etching in two refined variations: Flauta Riga, with vertical lines, and Flauta Spiga, characterized by an elegant and sophisticated angular pattern.

Rounding out the device is a deflector accessory painted to match the finish of the lamp body. It can be installed as desired on the upper or lower head to create a decorative effect with reflected light.

The structure is made of aluminium treated with a chemical conversion process for effective resistance to atmospheric agents. The powder coating of the body is available in various finishes according to the QUALICOAT standard. The first layer of epoxy powder confers chemical and mechanical resistance. The second layer, a polyester powder finish, ensures resistance to UV rays and corrosive atmospheric agents. The painted surfaces are treated with alkali and acid washes, rinsed with demineralised water, and subjected to chemical conversion treatment to protect against rust. Diffuser in transparent glass, sealed to guarantee water resistance.

Integrated LED light source. Driver integrated in the body of the unit for DALI dimmer control.

Flauta Riga 1



Sorgente luminosa a LED inclusa. Alimentazione elettrica 220-240V dimmerabile DALI integrata. Completa di deflettore per montaggio opzionale sull'emissione superiore o inferiore.
Versione 110V a richiesta

LED light source included. Integrated 220-240V electrical power with DALI dimmer. Comes with deflector for optional installation on the upper or lower head.
110V version available by request.

2200K disponibile su richiesta.

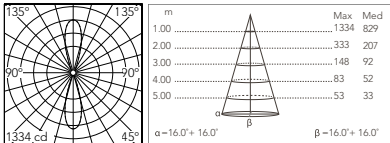
2200K available on request.

Power Led: 12W - 2x555 lm ≠ FIXT 2x347 lm - 2700K/CRI 80 - 220-240V / 12W - 2x597 lm ≠ FIXT 2x372 lm - 3000K/CRI 80 - 220-240V / 12W - 2x638 lm ≠ FIXT 2x398 lm - 4000K/CRI 80 - 220-240V

- 2700K**
- F019A21D001
 - F019A21D006
 - F019A21D012
 - F019A21D018
 - F019A21D030
 - F019A21D033

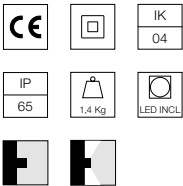
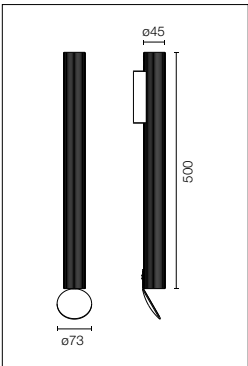
- 3000K**
- F019A31D001
 - F019A31D006
 - F019A31D012
 - F019A31D018
 - F019A31D030
 - F019A31D033

- 4000K**
- F019A41D001
 - F019A41D006
 - F019A41D012
 - F019A41D018
 - F019A41D030
 - F019A41D033



@3000K

Flauta Riga 2



Sorgente luminosa a LED inclusa. Alimentazione elettrica 220-240V dimmerabile DALI integrata. Completa di deflettore per montaggio opzionale sull'emissione superiore o inferiore.
Versione 110V a richiesta

LED light source included. Integrated 220-240V electrical power with DALI dimmer. Comes with deflector for optional installation on the upper or lower head.
110V version available by request.

2200K disponibile su richiesta.

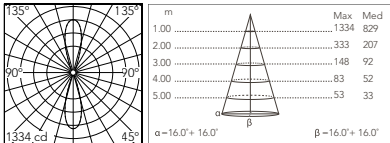
2200K available on request.

Power Led: 12W - 2x555 lm ≠ FIXT 2x347 lm - 2700K/CRI 80 - 220-240V / 12W - 2x597 lm ≠ FIXT 2x372 lm - 3000K/CRI 80 - 220-240V / 12W - 2x638 lm ≠ FIXT 2x398 lm - 4000K/CRI 80 - 220-240V

- 2700K**
- F019A22D001
 - F019A22D006
 - F019A22D012
 - F019A22D018
 - F019A22D030
 - F019A22D033

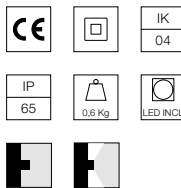
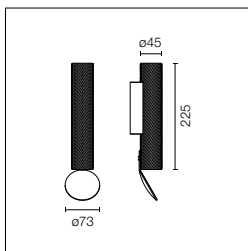
- 3000K**
- F019A32D001
 - F019A32D006
 - F019A32D012
 - F019A32D018
 - F019A32D030
 - F019A32D033

- 4000K**
- F019A42D001
 - F019A42D006
 - F019A42D012
 - F019A42D018
 - F019A42D030
 - F019A42D033



@3000K

Flauta Spiga 1



Sorgente luminosa a LED inclusa. Alimentazione elettrica 220-240V dimmerabile DALI integrata. Completa di deflettore per montaggio opzionale sull'emissione superiore o inferiore.
Versione 110V a richiesta

2200K disponibile su richiesta.

LED light source included. Integrated 220-240V electrical power with DALI dimmer. Comes with deflector for optional installation on the upper or lower head.
110V version available by request.

2200K available on request.

Power Led: 12W - 2x555 lm ≠ FIXT 2x347 lm - 2700K/CRI 80 - 220-240V / 12W - 2x597 lm ≠ FIXT 2x372 lm - 3000K/CRI 80 - 220-240V / 12W - 2x638 lm ≠ FIXT 2x398 lm - 4000K/CRI 80 - 220-240V

2700K

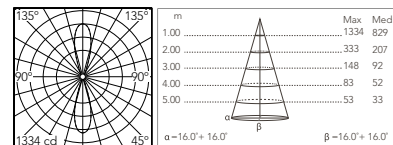
- F019B21D001
- F019B21D006
- F019B21D012
- F019B21D018
- F019B21D030
- F019B21D033

3000K

- F019B31D001
- F019B31D006
- F019B31D012
- F019B31D018
- F019B31D030
- F019B31D033

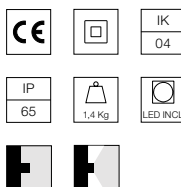
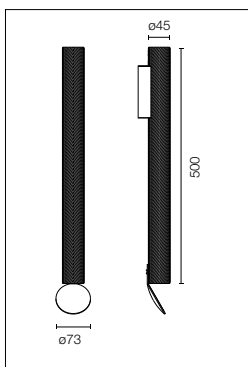
4000K

- F019B41D001
- F019B41D006
- F019B41D012
- F019B41D018
- F019B41D030
- F019B41D033



@3000K

Flauta Spiga 2



Sorgente luminosa a LED inclusa. Alimentazione elettrica 220-240V dimmerabile DALI integrata. Completa di deflettore per montaggio opzionale sull'emissione superiore o inferiore.
Versione 110V a richiesta

2200K disponibile su richiesta.

LED light source included. Integrated 220-240V electrical power with DALI dimmer. Comes with deflector for optional installation on the upper or lower head.
110V version available by request.

2200K available on request.

Power Led: 12W - 2x555 lm ≠ FIXT 2x347 lm - 2700K/CRI 80 - 220-240V / 12W - 2x597 lm ≠ FIXT 2x372 lm - 3000K/CRI 80 - 220-240V / 12W - 2x638 lm ≠ FIXT 2x398 lm - 4000K/CRI 80 - 220-240V

2700K

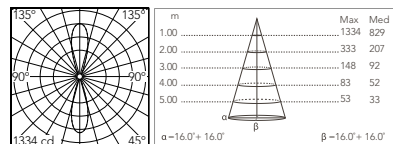
- F019B22D001
- F019B22D006
- F019B22D012
- F019B22D018
- F019B22D030
- F019B22D033

3000K

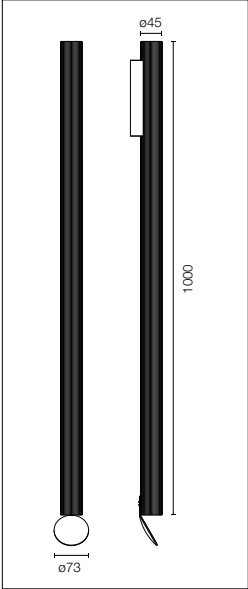

- F019B32D001
- F019B32D006
- F019B32D012
- F019B32D018
- F019B32D030
- F019B32D033



4000K


- F019B42D001
- F019B42D006
- F019B42D012
- F019B42D018
- F019B42D030
- F019B42D033



@3000K







Sorgente luminosa a LED inclusa. Alimentazione elettrica 220-240V dimmerabile DALI integrata. Completa di deflettore per montaggio opzionale sull'emissione superiore o inferiore. Versione 110V a richiesta

LED light source included. Integrated 220-240V electrical power with DALI dimmer. Comes with deflector for optional installation on the upper or lower head. 110V version available by request.

2200K disponibile su richiesta.

2200K available on request.

Power Led: 12W - 2x555 lm ≠ FIXT 2x347 lm - 2700K/CRI 80 - 220-240V / 12W - 2x597 lm ≠ FIXT 2x372 lm - 3000K/CRI 80 - 220-240V / 12W - 2x638 lm ≠ FIXT 2x398 lm - 4000K/CRI 80 - 220-240V

2700K

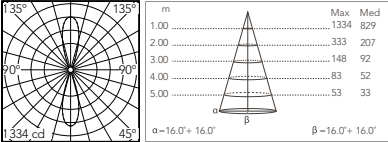
- F019A23D001
- F019A23D006
- F019A23D012
- F019A23D018
- F019A23D030
- F019A23D033

3000K

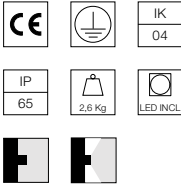

- F019A33D001
- F019A33D006
- F019A33D012
- F019A33D018
- F019A33D030
- F019A33D033

4000K

- F019A43D001
- F019A43D006
- F019A43D012
- F019A43D018
- F019A43D030
- F019A43D033



@3000K



Sorgente luminosa a LED inclusa. Alimentazione elettrica 220-240V dimmerabile DALI integrata. Completa di deflettore per montaggio opzionale sull'emissione superiore o inferiore.
Versione 110V a richiesta

2200K disponibile su richiesta.

LED light source included. Integrated 220-240V electrical power with DALI dimmer. Comes with deflector for optional installation on the upper or lower head.
110V version available by request.

2200K available on request.

Power Led: 12W - 2x555 lm ≠ FIXT 2x347 lm - 2700K/CRI 80 - 220-240V / 12W - 2x597 lm ≠ FIXT 2x372 lm - 3000K/CRI 80 - 220-240V / 12W - 2x638 lm ≠ FIXT 2x398 lm - 4000K/CRI 80 - 220-240V

2700K

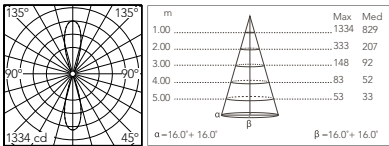
- F019B23D001
- F019B23D006
- F019B23D012
- F019B23D018
- F019B23D030
- F019B23D033

3000K


- F019B33D001
- F019B33D006
- F019B33D012
- F019B33D018
- F019B33D030
- F019B33D033

4000K

- F019B43D001
- F019B43D006
- F019B43D012
- F019B43D018
- F019B43D030
- F019B43D033



@3000K



Lighting in the Rain

Designed by Philippe Starck






Superarchimoon



Romeo Suspension



Romeo Floor

Famiglia / Family

Lighting in the Rain




HSGS E27
250W
or
Led
21W
2450 lm - 3000K/CRI 80

Colori / Colours



22 Panama



41 Green Wall

KTribe F3 Outdoor

Lampada da terra a luce diffusa per uso esterno. Base e supporto asta in alluminio pressofuso, asta in alluminio estruso.

Le parti strutturali dell'apparecchio vengono trattate con procedimento di conversione chimica al fine di una efficiente resistenza agli agenti atmosferici. Finitura cromo. Diffusore interno e supporto portalampada in policarbonato stampato ad iniezione. Diffusore esterno ottenuto mediante intrecci di tubolari di PVC colorato, telaio interno in barre di alluminio e verniciato poliestere. Contrappeso in acciaio trattato mediante procedimento di cataforesi, sempre per garantire una efficiente resistenza agli agenti atmosferici. Cover diffusore esterno in alluminio pressofuso verniciato.

Romeo C3 Outdoor

Apparecchio di illuminazione da esterno per installazioni a plafone, a luce diretta e diffusa. Diffusore esterno ottenuto mediante intrecci di tubolari di PVC colorato, su telaio interno in tubolare di alluminio verniciato poliestere. Diffusore interno in policarbonato termoformato sottovuoto di colore opal e rimovibile dall'utente, senza l'uso di attrezzi per la sostituzione della lampada. Supporto diffusore in lega di alluminio pressofuso, anodizzato e verniciato di colore grigio a liquido. Attacco a plafone in lega di alluminio presso fusa con finitura brillantata. Rosone di copertura in policarbonato (PC) stampato ad iniezione. Stelo in acciaio INOX lega 316L – lucidato. Al fine di una efficiente resistenza agli agenti atmosferici, tutti i particolari verniciati vengono trattati con procedimento di conversione chimica anticorrosione.

Superarchimoon Outdoor

Lampada da terra per esterni a luce diretta e diffusa. Diffusore esterno ottenuto mediante intrecci di tubolari di PVC colorato, su telaio interno in tubolare di alluminio verniciato poliestere. Diffusore interno in policarbonato opale stampato ad iniezione.

Le parti strutturali dell'apparecchio (sostegno base, supporto diffusori, bracci, forcelle, leve e tiranti) vengono trattate con procedimento di conversione chimica al fine di una efficiente resistenza agli agenti atmosferici. Il corpo è verniciato di colore grigio. Le molle e le principali componenti meccaniche dell'apparecchio sono realizzate in materiali specifici sempre per una efficiente resistenza agli agenti atmosferici.

L'apparecchio non prevede alcun sistema per le funzioni ON/OFF e la regolazione del flusso luminoso ma presenta un cavo di alimentazione bipolare trasparente di lunghezza utile 10 metri. L'apparecchio è dotato inoltre di scatola di derivazione per un cablaggio adatto alle applicazioni per esterno.

Si raccomanda l'uso di un sistema di connessione con un grado di protezione maggiore o uguale al grado di protezione dell'apparecchio.

KTribe F3 Outdoor

Floor lamp emitting diffused light for outdoor use. Die-cast aluminum base and pole support. Chemical conversion treatment of the structural parts to enhance their resistance to atmospheric agents. Chrome finish. Injection-molded polycarbonate internal diffuser and bulb-holder. External diffuser made from braided colored PVC tubes and inner frame from polyester-painted aluminum tubes. Steel cataphoresis treated counterweight for effective weather resistance. Painted die-cast aluminum external diffuser cover.

Romeo C3 Outdoor

Suspension luminaire for outdoor use providing direct and diffused light. External diffuser obtained from braided colored PVC tubes, internal frame in polyester-painted aluminum tubes. Inner diffuser in opal-colored, vacuum-formed polycarbonate which is removable for bulb change without the use of tools. Diffuser support in anodized die-cast aluminum alloy, liquid grey painted. Die-cast aluminum alloy ceiling fitting with polished finish. Injection-molded polycarbonate (PC) cover rose. 316L stainless steel pole – polished.

In order to obtain good weather resistance, all the painted details have undergone a chemical conversion treatment for enhanced corrosion resistance.

Superarchimoon Outdoor


Floor lamp for outdoor use providing direct and diffused light. External diffuser obtained from braided colored PVC tubes, internal frame in polyester-painted aluminum tubular. Internal diffuser in injection-molded opal polycarbonate.

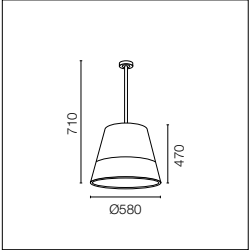
The structural parts of the luminaire (base support, diffusers support, arms, brackets, levers and tie rods) have been treated with a chemical conversion for enhanced weather resistance. The body is painted in grey. Springs and main mechanical components are also made with special materials for good weather resistance.




The luminaire has no ON/OFF switch or luminous flux adjustment, but has a 10 mt transparent bipolar feeding cord. The luminaire also is equipped with a junction box suitable for outdoor applications.




We recommend using a connection system with a higher or equal protection degree than the one of the luminaire.


Romeo Outdoor C3 Pvc 710 mm









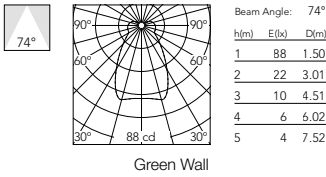
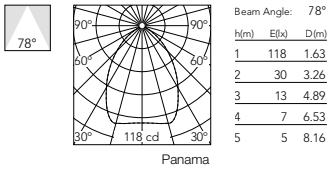


Sorgente luminosa esclusa.

Light source not included.

HSGS E27: 1x250W or 1 LED: 21W - 2450 lm - 3000K


- F6468022
- F6468041

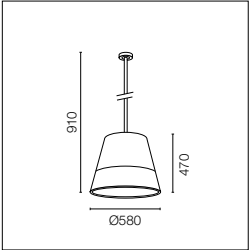





Accessori / Accessories




1 x LED 21W E27 2450lm 3000K cod. RF26998 [e] DIMMER


Romeo Outdoor C3 Pvc 910 mm









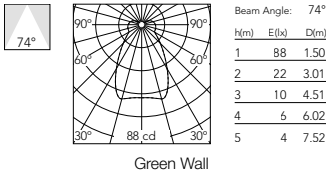
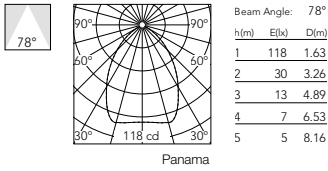


Sorgente luminosa esclusa.

Light source not included.

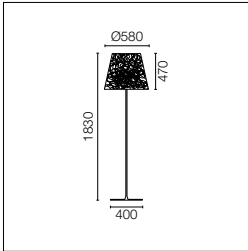
HSGS E27: 1x250W or 1 LED: 21W - 2450 lm - 3000K

- F6469022
- F6469041



Accessori / Accessories

1 x LED 21W E27 2450lm 3000K cod. RF26998 [e] DIMMER



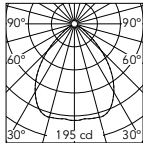
Sorgente luminosa esclusa.

Light source not included.



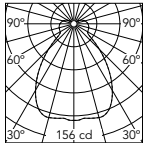
HSGS E27: 1x250W or **1 LED:** 21W - 2450 lm - 3000K Dimming

- F6268022
- F6268041



Panama

Beam Angle:	85°	
h(m)	E(lx)	D(m)
1	195	1.82
2	49	3.64
3	22	5.46
4	12	7.28
5	8	9.10



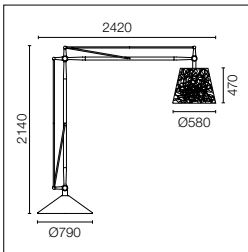
Green Wall

Beam Angle:	82°	
h(m)	E(lx)	D(m)
1	156	1.74
2	39	3.49
3	17	5.23
4	10	6.98
5	6	8.72

Accessori / Accessories

1 x LED 21W E27 2450lm 3000K cod. RF26998 [e] DIMMER

Superarchimoon Outdoor



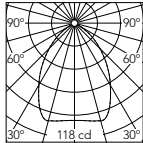
Sorgente luminosa esclusa.

Light source not included.



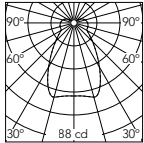
HSGS E27: 1x250W or **1 LED:** 21W - 2450 lm - 3000K

- F6367022
- F6367041



Panama

Beam Angle:	78°	
h(m)	E(lx)	D(m)
1	118	1.63
2	30	3.26
3	13	4.89
4	7	6.53
5	5	8.16



Green Wall

Beam Angle:	74°	
h(m)	E(lx)	D(m)
1	88	1.50
2	22	3.01
3	10	4.51
4	6	6.02
5	4	7.52


Accessori / Accessories

1 x LED 21W E27 2450lm 3000K cod. RF26998 [e] DIMMER

Landlord

Designed by Piero Lissoni





Landlord Ground



Landlord Soft



Landlord Spot + Pole

Famiglia / Family

Landlord Spot Landlord Spot + Pole Landlord Soft Landlord Ground



Power Led
2,3W
130 lm - 2700K/CRI 80
135 lm - 3000K/CRI 80
140 lm - 4000K/CRI 80
2200K available on request.

Power Led
3,4W
135 lm - 2700K/CRI 80
140 lm - 3000K/CRI 80
145 lm - 4000K/CRI 80
2200K available on request.

Power Led
5W
242 lm - 2700K/CRI 80
252 lm - 3000K/CRI 80
269 lm - 4000K/CRI 80
2200K available on request.


Power Led
2,3W
121 lm - 2700K/CRI 80
125 lm - 3000K/CRI 80
130 lm - 4000K/CRI 80
2200K available on request.

Power Led
7,2W
442 lm - 2700K/CRI 80
457 lm - 3000K/CRI 80
492 lm - 4000K/CRI 80

Power Led
3,4W
183 lm - 2700K/CRI 80
189 lm - 3000K/CRI 80
196 lm - 4000K/CRI 80
2200K available on request.

Colori / Colours

Landlord Spot / Soft



01 White



06 Grey



12 Forest Green



18 Deep Brown



30 Black




33 Anthracite



71 Anodized Black

Landlord Ground



56 Matt Stainless Steel

Landlord Spot

Proiettore IP66 per uso esterno composto da un corpo in alluminio tornito e alimentato a 24V, disponibile con temperature di colore da 2700K, 3000K e 4000K. Sull'asse orizzontale è possibile orientare il faretto di 359°, sull'asse verticale fino a 30° verso il basso e fino a 90° verso l'alto. I faretti Landlord sono disponibili in due dimensioni, con testa ø40 e ø50, entrambe dotate di ghiera anteriore smontabile, per installare lenti flood oppure fino a due honeycomb per il massimo comfort visivo.

I faretti Landlord possono essere installati su picchetti per terreni rigidi, con la possibilità di un picchetto opzionale, su base in muratura, oppure sull'innovativa cintura per alberi, progettata per fissare l'apparecchio d'illuminazione direttamente ai rami delle piante.

Landlord Soft

Proiettore IP65 per uso esterno, progettato per offrire una luce diffusa.

È caratterizzato da una testa a forma di disco in alluminio, con un fascio orientabile fino a 20° e bloccabile nella posizione desiderata; da alimentare a 24V e disponibile con temperature di colore da 2700K, 3000K e 4000K.

È lo strumento perfetto per illuminare siepi, aiuole e aree di transito con un fascio di luce diffusa omogenea.

Landlord Soft può essere installato su picchetti per terreni rigidi, con la possibilità di un picchetto opzionale.

Landlord Ground

Apparecchi d'illuminazione IP66 / IP67 da incasso a terra, alimentato a 24V. Corpo in alluminio anodizzato e poi resinato, anello esterno in acciaio inossidabile pallinato, che contiene tutta l'elettronica di controllo. Testa disponibile in due dimensioni, ø49 mm e ø64 mm, con emissione frontale o radente (uno, due o quattro fasci).

Le versioni a emissione frontale sono disponibili con ottica spot o media, o con honeycomb integrato non rimovibile, per un comfort visibile massimo.

Da installare mediante la propria scatola d'installazione.

Landlord Spot

IP66 projector for external use made of turned aluminium body and powered at 24V, and available in 2700K, 3000K and 4000K colour temperatures. With reference to the horizontal axis the spotlight can be swivelled by 359°, on the vertical axis by up to 30° down and up to 90° up.

Landlord Spots are available in two sizes, ø40 and ø50 head, both equipped with desmontable front ferrule, in order to install flood lens or up to two honeycombs for maximum visual confort.

Landlord Spots can be installed on solid ground spikes, with the possibility of an optional picket, on wall base, or on the innovative tree belt, designed to fix the luminaries directly on tree branches.

Landlord Soft

IP65 projector for external use, designed to offer diffuse lighting.

It is characterized by an aluminium disk shape head, orientable up to 20° beam and lockable in position, to be powered at 24V, and available in 2700K, 3000K and 4000K colour temperature.

It is the perfect tool to light bushes, flowerbed and transit areas with an homogenous diffuse light beam.

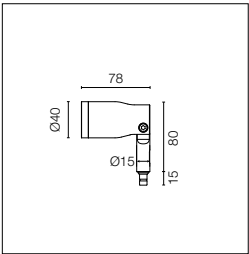
Landlord Soft can be installed on solid ground spikes, with the possibility of an optional picket.










Landlord Ground

IP66 / IP67 luminaries for ground recessed installation, powered 24V. Body in anodized, then resined aluminium, external ring in shot-peened stainless steel, encasing the entire control electronics. Head available in two sizes, ø49 mm, and ø64 mm, with frontal or grazing emission (one, two or four beams).

Frontal emission version are available with spot or medium optic, or with integrated non removable honeycomb, for maximum visual confort.

To be installed in its installation box.





Testa del faretto orientabile per l'installazione su paletti a terra o su base in muratura.
I paletti e la base devono essere ordinati come accessori separati.
Le teste sono dotate di una ghiera smontabile, per inserire lenti flood o fino a due honeycomb (da ordinare come accessori separati).
Alimentazione elettrica remota 24V da ordinare separatamente.
Ogni testa è dotata di un segmento di cavo in uscita da 2000 mm e kit di cablaggio.

Spot adjustable head for installation on ground poles or on wall base.
Poles and base to be ordered as separated accessories.
Heads are equipped with a dismountable ferrule, to insert flood lens or up to two honeycombs, (to be ordered as separate accessories).
24V remote power supply to be ordered separately.
Each head comes with a 2000 mm lenght outgoing cable and a wiring kit.

2200K disponibile su richiesta.

2200K available on request.

Optic Spot 12°

Power Led: 2,3W - 188 lm ≠ *FIXT 130 lm - 2700K/CRI 80 - 24V / 2,3W - 195 lm ≠ *FIXT 135 lm - 3000K/CRI 80 - 24V / 2,3W - 202 lm ≠ *FIXT 140 lm - 4000K/CRI 80 - 24V

2700K

PWM Dimmable

- F004D21A001
- F004D21A006
- F004D21A012
- F004D21A018
- F004D21A030
- F004D21A033
- F004F21A071

3000K

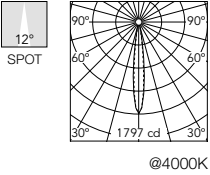
PWM Dimmable

- F004D31A001
- F004D31A006
- F004D31A012
- F004D31A018
- F004D31A030
- F004D31A033
- F004F31A071

4000K

PWM Dimmable

- F004D41A001
- F004D41A006
- F004D41A012
- F004D41A018
- F004D41A030
- F004D41A033
- F004F41A071



Beam Angle: 12°

h(m)	E(lx)	D(m)
1	1797	0.24
2	449	0.48
3	200	0.72
4	112	0.97
5	72	1.21

@4000K

Optic Medium 34°

Power Led: 2,3W - 188 lm ≠ *FIXT 122 lm - 2700K/CRI 80 - 24V / 2,3W - 195 lm ≠ *FIXT 127 lm - 3000K/CRI 80 - 24V / 2,3W - 202 lm ≠ *FIXT 131lm - 4000K/CRI 80 - 24V

2700K

PWM Dimmable

- F004D22A001
- F004D22A006
- F004D22A012
- F004D22A018
- F004D22A030
- F004D22A033
- F004F22A071

3000K

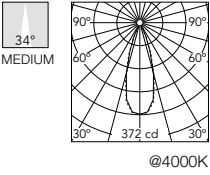
PWM Dimmable

- F004D32A001
- F004D32A006
- F004D32A012
- F004D32A018
- F004D32A030
- F004D32A033
- F004F32A071

4000K

PWM Dimmable

- F004D42A001
- F004D42A006
- F004D42A012
- F004D42A018
- F004D42A030
- F004D42A033
- F004F42A071



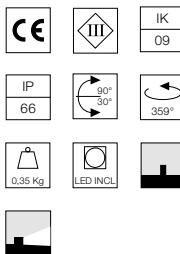
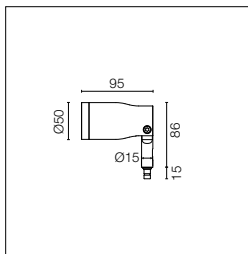
Beam Angle: 34°

h(m)	E(lx)	D(m)
1	372	0.59
2	93	1.18
3	41	1.77
4	23	2.36
5	15	2.95

@4000K

* Numero massimo di apparecchi per alimentatore / Maximum number of luminaires per power supply.

Numero massimo di apparecchi per alimentatore (Vin220÷240). Dati indicativi da verificare con le specifiche condizioni di installazione.	Maximum number of luminaires per power supply. (220÷240 V). These data must be checked taking into account the specific installation conditions.	Non Dimmable		Dimmable	
		Acc.		Acc.	
		Acc. RF25754	3	Acc. F990B02A000	13
		Acc. RF25748	3	Acc. F990B03A000	13
		Acc. RF25747	4	Acc. F990B16A000	13
		Acc. RF25757	4	Acc. F990B04A000	28
		Acc. F990B23AZ00	12	Acc. F990B05A000	28
		Acc. RF25755	17	Acc. F990B17A000	28
		Acc. RF25749	27		



Testa del faretto orientabile per l'installazione su paletti a terra o su base in muratura. I paletti e la base devono essere ordinati come accessori separati. Le teste sono dotate di una ghiera smontabile, per inserire lenti flood o fino a due honeycomb (da ordinare come accessori separati). Alimentazione elettrica remota 24V da ordinare separatamente. Ogni testa è dotata di un segmento di cavo in uscita da 2000 mm e kit di cablaggio.

Optic Narrow Spot
2200K disponibile su richiesta.

Spot adjustable head for installation on ground poles or on wall base. Poles and base to be ordered as separated accessories. Heads are equipped with a dismountable ferrule, to insert flood lens or up to two honeycombs, (to be ordered as separate accessories). 24V remote power supply to be ordered separately. Each head comes with a 2000 mm lenght outgoing cable and a wiring kit.

Optic Narrow Spot
2200K available on request.

Optic Narrow Spot 7°

Power Led: 3,4W - 251 lm ≠ FIXT 135 lm - 2700K/CRI 80 - 24V / 3,4W - 260 lm ≠ FIXT 140 lm - 3000K/CRI 80 - 24V / 3,4W - 270 lm ≠ FIXT 145 lm - 4000K/CRI 80 - 24V

2700K

PWM Dimmable

- F004E21A001
- F004E21A006
- F004E21A012
- F004E21A018
- F004E21A030
- F004E21A033
- F004G21A071

3000K

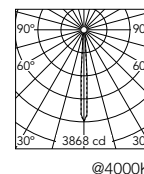
PWM Dimmable

- F004E31A001
- F004E31A006
- F004E31A012
- F004E31A018
- F004E31A030
- F004E31A033
- F004G31A071

4000K

PWM Dimmable

- F004E41A001
- F004E41A006
- F004E41A012
- F004E41A018
- F004E41A030
- F004E41A033
- F004G41A071



Beam Angle: 7°

	h(m)	E(lx)	D(m)
1	3868	0.14	
2	967	0.28	
3	430	0.41	
4	242	0.55	
5	155	0.69	

@4000K

* Numero massimo di apparecchi per alimentatore / Maximum number of luminaires per power supply.

Numero massimo di apparecchi per alimentatore (Vin220÷240). Dati indicativi da verificare con le specifiche condizioni di installazione.

Maximum number of luminaires per power supply. (220÷240 V). These data must be checked taking into account the specific installation conditions.

Non Dimmable

Acc. RF25754	1
Acc. RF25748	1
Acc. RF25747	3
Acc. RF25757	3
Acc. F990B23AZ00	7
Acc. RF25755	9
Acc. RF25749	17

Dimmable

Acc. F990B02A000	7
Acc. F990B03A000	7
Acc. F990B16A000	7
Acc. F990B04A000	17
Acc. F990B05A000	17
Acc. F990B17A000	17

Optic Medium 24°

Power Led: 7,2W - 666 lm ≠ FIXT 442 lm - 2700K/CRI 80 - 24V / 7,2W - 689 lm ≠ FIXT 457 lm - 3000K/CRI 80 - 24V / 7,2W - 741 lm ≠ FIXT 492 lm - 4000K/CRI 80 - 24V

2700K

PWM Dimmable

- F004E22A001.A
- F004E22A006.A
- F004E22A012.A
- F004E22A018.A
- F004E22A030.A
- F004E22A033.A
- F004G22A071.A

3000K

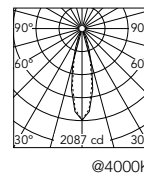
PWM Dimmable

- F004E32A001
- F004E32A006
- F004E32A012
- F004E32A018
- F004E32A030
- F004E32A033
- F004G32A071

4000K

PWM Dimmable

- F004E42A001
- F004E42A006
- F004E42A012
- F004E42A018
- F004E42A030
- F004E42A033
- F004G42A071



Beam Angle: 24°

	h(m)	E(lx)	D(m)
1	2087	0.47	
2	522	0.94	
3	232	1.41	
4	130	1.88	
5	83	2.35	

@4000K

* Numero massimo di apparecchi per alimentatore / Maximum number of luminaires per power supply.

Numero massimo di apparecchi per alimentatore (Vin220÷240). Dati indicativi da verificare con le specifiche condizioni di installazione.

Maximum number of luminaires per power supply. (220÷240 V). These data must be checked taking into account the specific installation conditions.

Non Dimmable

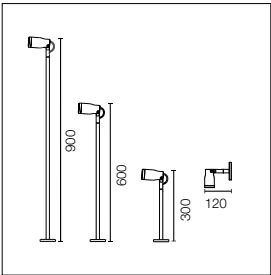
Acc. RF25754	1
Acc. RF25748	1
Acc. RF25747	1
Acc. RF25757	1
Acc. F990B23AZ00	3
Acc. RF25755	6
Acc. RF25749	9

Dimmable

Acc. F990B02A000	3
Acc. F990B03A000	3
Acc. F990B16A000	3
Acc. F990B04A000	7
Acc. F990B05A000	7
Acc. F990B17A000	7

Landlord Spot: Testa + accessorio paletto / Head + pole accessory

Spot Ø40



Paletto con base.
Pronta per l'installazione su superficie solida.
Per l'installazione a terra, completare con il picchetto da ordinare separatamente.

Pole with base.
Ready for installation on solid surface.
Ground installation needs earth stick use, to be ordered as separated item.

H 300 mm


- F004Z010001
- F004Z010006
- F004Z010012
- F004Z010018
- F004Z010030
- F004Z010033
- F004Z0D0071

H 600 mm

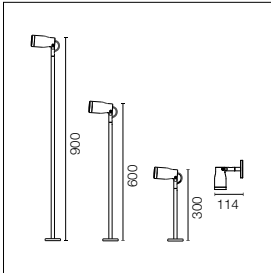
- F004Z020001
- F004Z020006
- F004Z020012
- F004Z020018
- F004Z020030
- F004Z020033
- F004Z0E0071

H 900 mm

- F004Z030001
- F004Z030006
- F004Z030012
- F004Z030018
- F004Z030030
- F004Z030033
- F004Z0F0071



Spot Ø50



Landlord Spot: Accessori / Accessories

Base da parete.

Wall base.

- F004Z040001
- F004Z040006
- F004Z040012
- F004Z040018
- F004Z040030
- F004Z040033
- F004Z0A0071



Picchetto.
Da montare sui paletti con base.

Earth stick.
To be mounted on poles with base.

F004Z060000



Honeycomb.

Honeycomb.

Landlord Spot Ø40
F004Z0B0000
Landlord Spot Ø50
F004Z0L0000



Lente flood.

Flood lens.

Landlord Spot Ø40
F004Z0C0000
Landlord Spot Ø50
F004Z0H0000

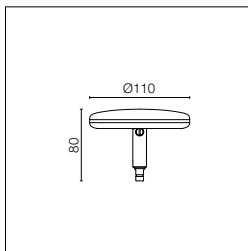


Cinghia per alberi.
Accessorio per installazione spot direttamente sul ramo di un albero, da ø30 mm fino a ø100 mm.
Finitura Deep Brown.

Tree strap.
Accessory for spot installation directly on tree branch, from ø30mm up to ø100mm.
Deep Brown finishing.

F004Z070000





Testa orientabile a 20° per l'installazione su paletti a terra. I paletti devono essere ordinati come accessori separati. Alimentazione elettrica 24V da ordinare separatamente. Ogni testa è dotata di un segmento di cavo in uscita da 2000 mm e kit di cablaggio.

2200K disponibile su richiesta.

20° adjustable head for installation on ground poles. Poles to be ordered as separated accessories. 24V remote power supply to be ordered separately. Each head comes with a 2000 mm lenght outgoing cable and a wiring kit.

2200K available on request.

Top Led: 5W - 379 lm ≠ FIXT 242 lm - 2700K/CRI 80 - 24V / 5W - 395 lm ≠ FIXT 252 lm - 3000K/CRI 80 - 24V / 5W - 421 lm ≠ FIXT 269 lm - 4000K/CRI 80 - 24V

2700K

PWM Dimmable

- F004C20A001
- F004C20A006
- F004C20A012
- F004C20A018
- F004C20A030
- F004C20A033
- F004H20A071

3000K

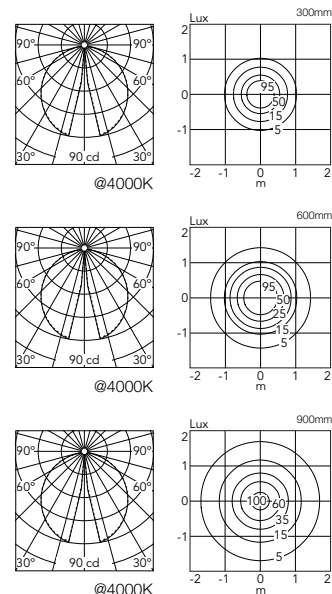
PWM Dimmable

- F004C30A001
- F004C30A006
- F004C30A012
- F004C30A018
- F004C30A030
- F004C30A033
- F004H30A071

4000K

PWM Dimmable

- F004C40A001
- F004C40A006
- F004C40A012
- F004C40A018
- F004C40A030
- F004C40A033
- F004H40A071



* Numero massimo di apparecchi per alimentatore / Maximum number of luminaires per power supply.

Numero massimo di apparecchi per alimentatore (Vin220÷240). Dati indicativi da verificare con le specifiche condizioni di installazione.

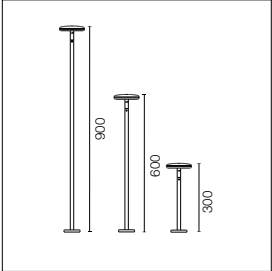

Maximum number of luminaires per power supply. (220÷240 V). These data must be checked taking into account the specific installation conditions.

Non Dimmable

Acc. RF25754	1
Acc. RF25748	1
Acc. RF25747	1
Acc. RF25757	1
Acc. F990B23AZ00	3
Acc. RF25755	6
Acc. RF25749	9


Dimmable

Acc. RF26387.A	3
Acc. F990B02A000	5
Acc. F990B03A000	5
Acc. F990B16A000	5
Acc. F990B04A000	12
Acc. F990B05A000	12
Acc. F990B17A000	12



Paletto con base.
Pronta per l'installazione su
superficie solida.
Per l'installazione a terra,
completare con il picchetto da
ordinare separatamente.

Pole with base.
Ready for installation on solid surface.
Ground installation needs earth stick
use, to be ordered as separated item.



H 300 mm

- F004Z010001
- F004Z010006
- F004Z010012
- F004Z010018
- F004Z010030
- F004Z010033
- F004Z0D0071




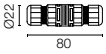


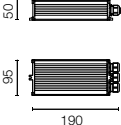
H 600 mm

- F004Z020001
- F004Z020006
- F004Z020012
- F004Z020018
- F004Z020030
- F004Z020033
- F004Z0E0071

H 900 mm

- F004Z030001
- F004Z030006
- F004Z030012
- F004Z030018
- F004Z030030
- F004Z030033
- F004Z0F0071

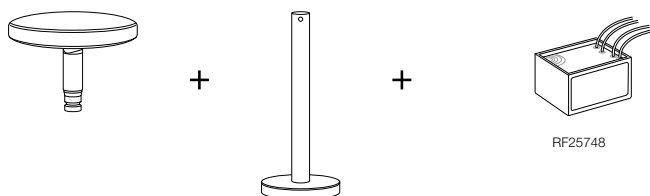
Landlord Soft: Accessori / Accessories

<p>Picchetto. Da montare sui paletti con base.</p>	<p>Earth stick. To be mounted on poles with base.</p>	<p>F004Z060000</p>	
<p>Sistema di giunzione IP68 H2O Stop anti-condensa a 3/4 vie 4 poli. (Ø5,5÷12mm cavo).</p>	<p>3/4 way terminal block 4 poles IP68 H2O Stop. (ø5,5÷12mm cable).</p>	<p>F990C010000</p>	
<p>Sistema di giunzione IP68 H2O Stop anti-condensa a 2 vie 4 poli. (Ø5,5÷12mm cavo).</p>	<p>2 way terminal block 4 poles IP68 H2O Stop. (ø5,5÷12mm cable).</p>	<p>F990C00A000</p>	 
<p>Alimentatore per installazione remota 24Vdc 20W / 110- 240Vdc (15W@110V) IP67 Classe II selv.</p>	<p>Power supply for remote installation 24Vdc 20W / 110- 240Vdc (15W@110V) IP67 Class II selv.</p>	<p>Landlord Soft Only for Dali version RF26387.A  Dimmable DALI</p>	 

Esempi di Configurazione / Examples of Configuration

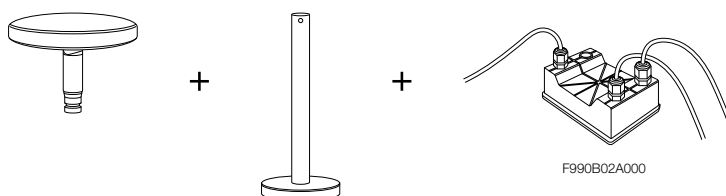
ON-OFF (non dimmerabile) = codice prodotto (F004C30A001 + F004Z010001) + alimentatore 8W / 110-240Vac / 24Vdc ON-OFF IP65 (RF25748)

ON-OFF (non dimmable) = luminaire code (F004C30A001 + F004Z010001) + power supply 8W / 110-240Vac / 24Vdc ON-OFF IP65 (RF25748)



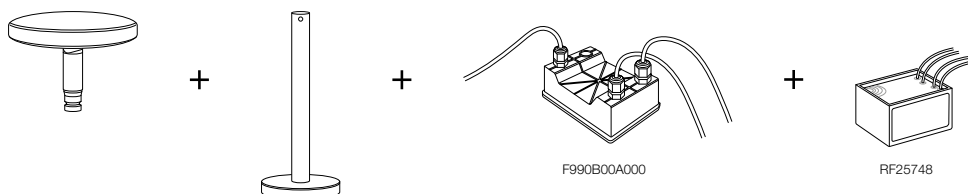
Dimmerabile 1-10V = codice prodotto (F004C30A001 + F004Z010001) + alimentatore 35W / 120-270Vac / 24Vdc 1-10V PWM control IP67 (F990B02A000)

Dimmable 1-10V = luminaire code (F004C30A001 + F004Z010001) + power supply 35W / 120-270Vac / 24Vdc 1-10V PWM control IP67 (F990B02A000)



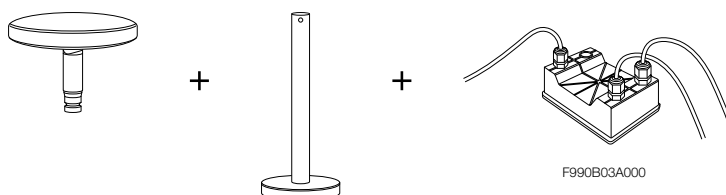
Dimmerabile 1-10V: interfaccia PWM + alimentatore = codice prodotto (F004C30A001 + F004Z010001) + interfaccia di controllo 1-10V PWM 24Vdc 120W IP67 (F990B00A000) + alimentatore 8W / 110-240Vac / 24Vdc ON-OFF IP65 (RF25748) o altro alimentatore remoto 24Vdc

Dimmable 1-10V : PWM control interface + power supply = luminaire code (F004C30A001 + F004Z010001) + PWM control interface 1-10V PWM 24Vdc 120W IP67 (F990B00A000) + power supply 8W / 110-240Vac / 24Vdc ON-OFF IP65 (RF25748) or other remote power supply



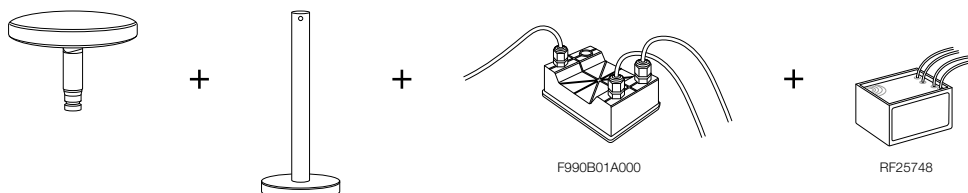
Dimmerabile DALI = codice prodotto (F004C30A001 + F004Z010001) + alimentatore 35W / 120-270Vac / 24Vdc DALI PWM control IP67 (F990B03A000)

Dimmable DALI = luminaire code (F004C30A001 + F004Z010001) + power supply 35W / 120-270Vac / 24Vdc DALI PWM control IP67 (F990B03A000)

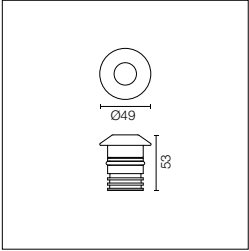












Dimmerabile DALI: interfaccia PWM + alimentatore = codice prodotto (F004C30A001 + F004Z010001) + interfaccia di controllo DALI PWM 24Vdc 120W IP67 (F990B01A000) + alimentatore 8W / 110-240Vac / 24Vdc ON-OFF IP65 (RF25748) o altro alimentatore remoto 24Vdc

Dimmable DALI: PWM control interface + power supply = luminaire code (F004C30A001 + F004Z010001) + PWM control interface DALI PWM 24Vdc 120W IP67 (F990B01A000) + power supply 8W / 110-240Vac / 24Vdc ON-OFF IP65 (RF25748) or other remote power supply



Landlord Ground 49





Alimentazione elettrica remota
24V da ordinare separatamente.
Necessaria cassaforma per
installazione, da ordinare
separatamente.

24V remote power supply to be
ordered separately.
Necessary box for installation, to
be ordered separately.

2200K disponibile su richiesta.

2200K available on request.

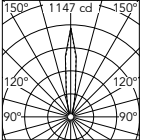

Power Led: 2,3W - 188 lm ≠ *FIXT 121 lm - 2700K/CRI 80 - 24V / 2,3W - 195 lm ≠ *FIXT 125 lm - 3000K/CRI 80 - 24V / 2,3W - 202 lm ≠ *FIXT 130 lm - 4000K/CRI 80 - 24V
*FIXT lm = Spot Optic

Optic Spot 14°

2700K
Non Dimmable
❶ F004A21A056
PWM Dimmable
❷ F004A21H056
Non Dimmable with honeycomb
❸ F004A26A05601

3000K
Non Dimmable
❶ F004A31A056
PWM Dimmable
❷ F004A31H056
Non Dimmable with honeycomb
❸ F004A36A05601

4000K
Non Dimmable
❶ F004A41A056
PWM Dimmable
❷ F004A41H056
Non Dimmable with honeycomb
❸ F004A46A05601



Beam Angle: 14°			
h(m)	E(lx)	D(m)	
1	1147	0.26	
2	287	0.51	
3	127	0.77	
4	72	1.02	
5	46	1.28	

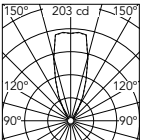

@4000K

Optic Medium 40°

2700K
Non Dimmable
❶ F004A22A056
PWM Dimmable
❷ F004A22H056
Non Dimmable with honeycomb
❸ F004A27A05602

3000K
Non Dimmable
❶ F004A32A056
PWM Dimmable
❷ F004A32H056
Non Dimmable with honeycomb
❸ F004A37A05602

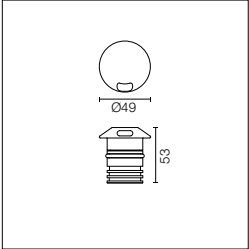

4000K
Non Dimmable
❶ F004A42A056
PWM Dimmable
❷ F004A42H056
Non Dimmable with honeycomb
❸ F004A47A05602












Beam Angle: 40°			
h(m)	E(lx)	D(m)	
1	203	0.72	
2	51	1.44	
3	23	2.16	
4	13	2.88	
5	8	3.61	

@4000K

Landlord Ground 49 1 Beam





Alimentazione elettrica remota
24V da ordinare separatamente.
Necessaria cassaforma per
installazione, da ordinare
separatamente.

24V remote power supply to be
ordered separately.
Necessary box for installation, to
be ordered separately.

2200K disponibile su richiesta.

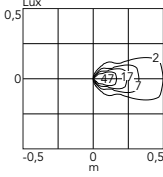
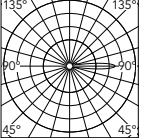
2200K available on request.

Power Led: 2,3W - 188 lm ≠ FIXT 8 lm - 2700K/CRI 80 - 24V / 2,3W - 195 lm ≠ FIXT 9 lm - 3000K/CRI 80 - 24V / 2,3W - 202 lm ≠ FIXT 9 lm - 4000K/CRI 80 - 24V

2700K
Non Dimmable
❶ F004A23A056
PWM Dimmable
❷ F004A23H056

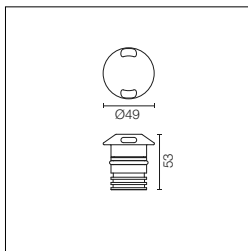
3000K
Non Dimmable
❶ F004A33A056
PWM Dimmable
❷ F004A33H056

4000K
Non Dimmable
❶ F004A43A056
PWM Dimmable
❷ F004A43H056



@4000K

Landlord Ground 49 2 Beams



Alimentazione elettrica remota
24V da ordinare separatamente.
Necessaria cassaforma per
installazione, da ordinare
separatamente.

24V remote power supply to be
ordered separately.
Necessary box for installation, to
be ordered separately.

2200K disponibile su richiesta.

2200K available on request.

Power Led: 2,3W - 188 lm ≠ FIXT 16 lm - 2700K/CRI 80 - 24V / 2,3W - 195 lm ≠ FIXT 17 lm - 3000K/CRI 80 - 24V /
2,3W - 202 lm ≠ FIXT 18 lm - 4000K/CRI 80 - 24V

2700K

Non Dimmable

❶ F004A24A056

PWM Dimmable

❷ F004A24H056

3000K

Non Dimmable

❶ F004A34A056

PWM Dimmable

❷ F004A34H056

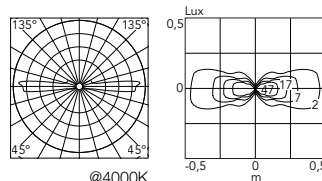
4000K

Non Dimmable

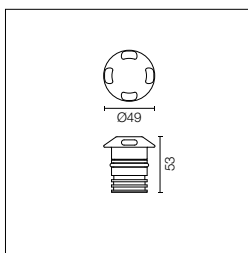
❶ F004A44A056

PWM Dimmable

❷ F004A44H056



Landlord Ground 49 4 Beams



Alimentazione elettrica remota
24V da ordinare separatamente.
Necessaria cassaforma per
installazione, da ordinare
separatamente.

24V remote power supply to be
ordered separately.
Necessary box for installation, to
be ordered separately.

2200K disponibile su richiesta.

2200K available on request.

Power Led: 2,3W - 188 lm ≠ FIXT 32 lm - 2700K/CRI 80 - 24V / 2,3W - 195 lm ≠ FIXT 34 lm - 3000K/CRI 80 - 24V /
2,3W - 202 lm ≠ FIXT 36 lm - 4000K/CRI 80 - 24V

2700K

Non Dimmable

❶ F004A25A056

PWM Dimmable

❷ F004A25H056

3000K

Non Dimmable

❶ F004A35A056

PWM Dimmable

❷ F004A35H056

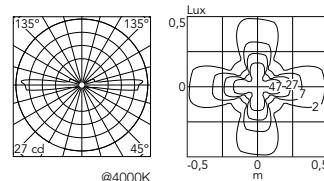
4000K

Non Dimmable

❶ F004A45A056

PWM Dimmable

❷ F004A45H056



* Numero massimo di apparecchi per alimentatore / Maximum number of luminaires per power supply.

Numero massimo di apparecchi per alimentatore (Vin220÷240). Dati indicativi da verificare con le specifiche condizioni di installazione.

Maximum number of luminaires per power supply. (220÷240 V). These data must be checked taking into account the specific installation conditions.

Non Dimmable

Acc. RF25754	2
Acc. RF25748	2
Acc. RF25747	3
Acc. RF25757	3
Acc. F990B23AZ00	9
Acc. RF25755	14
Acc. RF25749	29

Dimmable

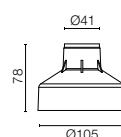
Acc. F990B02A000	13
Acc. F990B03A000	13
Acc. F990B16A000	13
Acc. F990B04A000	28
Acc. F990B05A000	28
Acc. F990B17A000	28

Landlord Ground Ø49: Accessori / Accessories

Cassaforma.



Box for installation.

F004Z0J0000



Landlord Ground 64





Alimentazione elettrica remota
24V da ordinare separatamente.
Necessaria cassaforma per
installazione, da ordinare
separatamente.

2200K disponibile su richiesta.

24V remote power supply to be
ordered separately.
Necessary box for installation, to
be ordered separately.

2200K available on request.

Power Led: 3,4W - 251 lm ≠ *FIXT 183 lm - 2700K/CRI 80 - 24V / 3,4W - 260 lm ≠ *FIXT 189 lm - 3000K/CRI 80 - 24V / 3,4W - 270 lm ≠ *FIXT 196 lm - 4000K/CRI 80 - 24V
*FIXT lm = Spot Optic

Optic Spot 15°

2700K

Non Dimmable

- F004B21A056
- PWM Dimmable
- F004B21H056
- Non Dimmable with honeycomb
- F004B26A05601

3000K

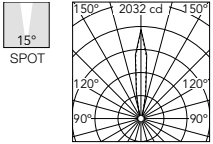
Non Dimmable

- F004B31A056
- PWM Dimmable
- F004B31H056
- Non Dimmable with honeycomb
- F004B36A05601

4000K

Non Dimmable

- F004B41A056
- PWM Dimmable
- F004B41H056
- Non Dimmable with honeycomb
- F004B46A05601



Beam Angle: 15°

h(m)	E(lx)	D(m)
1	2032	0.27
2	508	0.53
3	226	0.80
4	127	1.06
5	81	1.33

@4000K

Optic Medium 25°

2700K

Non Dimmable

- F004B22A056
- PWM Dimmable
- F004B22H056
- Non Dimmable with honeycomb
- F004B27A05602

3000K

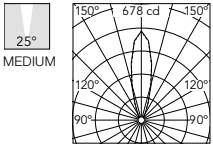
Non Dimmable

- F004B32A056
- PWM Dimmable
- F004B32H056
- Non Dimmable with honeycomb
- F004B37A05602

4000K

Non Dimmable

- F004B42A056
- PWM Dimmable
- F004B42H056
- Non Dimmable with honeycomb
- F004B47A05602

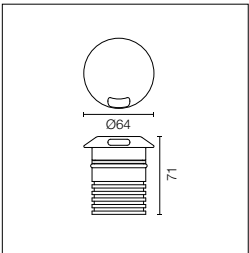












Beam Angle: 25°

h(m)	E(lx)	D(m)
1	678	0.46
2	169	0.92
3	75	1.38
4	42	1.84
5	27	2.30

@4000K

Landlord Ground 64 1 Beam





Alimentazione elettrica remota
24V da ordinare separatamente.
Necessaria cassaforma per
installazione, da ordinare
separatamente.

2200K disponibile su richiesta.

24V remote power supply to be
ordered separately.
Necessary box for installation, to
be ordered separately.

2200K available on request.

Power Led: 3,4W - 251 lm ≠ FIXT 11 lm - 2700K/CRI 80 - 24V / 3,4W - 260 lm ≠ FIXT 12 lm - 3000K/CRI 80 - 24V / 3,4W - 270 lm ≠ FIXT 12 lm - 4000K/CRI 80 - 24V

2700K

Non Dimmable

- F004B23A056
- PWM Dimmable
- F004B23H056

3000K

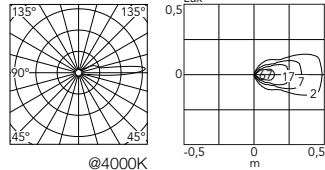
Non Dimmable

- F004B33A056
- PWM Dimmable
- F004B33H056

4000K

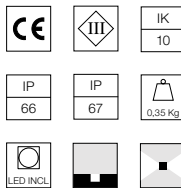
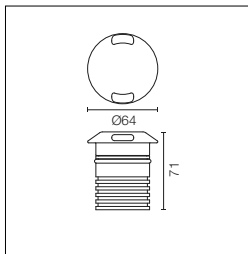
Non Dimmable

- F004B43A056
- PWM Dimmable
- F004B43H056



@4000K

Landlord Ground 64 2 Beams



Alimentazione elettrica remota
24V da ordinare separatamente.
Necessaria cassaforma per
installazione, da ordinare
separatamente.

24V remote power supply to be
ordered separately.
Necessary box for installation,
to be ordered separately.

2200K disponibile su richiesta.

2200K available on request.

Power Led: 3,4W - 251 lm ≠ FIXT 22 lm - 2700K/CRI 80 - 24V / 3,4W - 260 lm ≠ FIXT 23 lm - 3000K/CRI 80 - 24V / 3,4W - 270 lm ≠ FIXT 24 lm - 4000K/CRI 80 - 24V

2700K

Non Dimmable

- ❶ F004B24A056
- PWM Dimmable
- ❷ F004B24H056

3000K

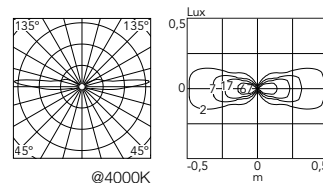
Non Dimmable

- ❶ F004B34A056
- PWM Dimmable
- ❷ F004B34H056

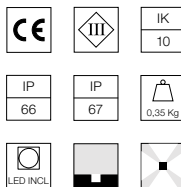
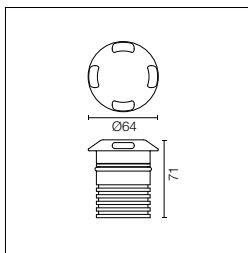
4000K

Non Dimmable

- ❶ F004B44A056
- PWM Dimmable
- ❷ F004B44H056



Landlord Ground 64 4 Beams



Alimentazione elettrica remota
24V da ordinare separatamente.
Necessaria cassaforma per
installazione, da ordinare
separatamente.

24V remote power supply to be
ordered separately.
Necessary box for installation, to
be ordered separately.

2200K disponibile su richiesta.

2200K available on request.

Power Led: 3,4W - 251 lm ≠ FIXT 44 lm - 2700K/CRI 80 - 24V / 3,4W - 260 lm ≠ FIXT 46 lm - 3000K/CRI 80 - 24V / 3,4W - 270 lm ≠ FIXT 48 lm - 4000K/CRI 80 - 24V

2700K

Non Dimmable

- ❶ F004B25A056
- PWM Dimmable
- ❷ F004B25H056

3000K

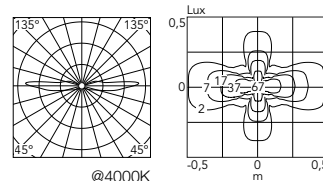
Non Dimmable

- ❶ F004B35A056
- PWM Dimmable
- ❷ F004B35H056

4000K

Non Dimmable

- ❶ F004B45A056
- PWM Dimmable
- ❷ F004B45H056



* Numero massimo di apparecchi per alimentatore / Maximum number of luminaires per power supply.

Numero massimo di apparecchi per alimentatore (Vin220÷240). Dati indicativi da verificare con le specifiche condizioni di installazione.

Maximum number of luminaires per power supply. (220÷240 V). These data must be checked taking into account the specific installation conditions.

Non Dimmable

Acc. RF25754	1
Acc. RF25748	1
Acc. RF25747	3
Acc. RF25757	3
Acc. F990B23AZ00	7
Acc. RF25755	9
Acc. RF25749	17

Dimmable

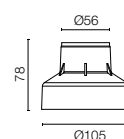
Acc. F990B02A000	7
Acc. F990B03A000	7
Acc. F990B16A000	7
Acc. F990B04A000	17
Acc. F990B05A000	17
Acc. F990B17A000	17

Landlord Ground Ø64: Accessori / Accessories


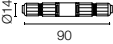
Cassaforma.

Box for installation.

F004Z0K0000



Landlord: Accessori / Accessories

Sistema di giunzione IP68 a 2 vie 2 poli. (Ø4÷6,9mm cavo).	2 way terminal block 2 poles IP68. (Ø4÷6,9mm cable).	F990C050000		
Non può essere alloggiato nella scatola per incasso.	It can't be placed in the recessed box for installation.			

Landlord (all versions): Power Supply Dimmable

Alimentatore 24V PWM con interfaccia di controllo 1-10V IP67 Classe II. Vin 120-270 Vac.	Power supply 24V PWM with 1-10V control interface IP67 Class II. Vin 120-270 Vac.	35W *F990B02A000 70W *F990B04A000		
Alimentatore 24V PWM con interfaccia di controllo DALI IP67 Classe II. Vin 120-270 Vac.	Power supply 24V PWM with DALI control interface IP67 Class II. Vin 120-270 Vac.	35W *F990B03A000 70W *F990B05A000		
Alimentatore 24V PWM con interfaccia di controllo PUSH IP67 Classe II. Vin 120-270 Vac.	Power supply 24V PWM with PUSH control interface IP67 Class II. Vin 120-270 Vac.	35W *F990B16A000 70W *F990B17A000		
Interfaccia di controllo 24V PWM - 1-10V IP67 Class III. Vin 24Vdc 120W (Fonte di alimentazione non inclusa).	Control interface 24V PWM - 1-10V IP67 Class III. Vin 24Vdc 120W (Power supply not included).	F990B00A000		
Interfaccia di controllo 24V PWM - Dali IP67 Class III. Vin 24Vdc 120W (Fonte di alimentazione non inclusa).	Control interface 24V PWM - Dali IP67 Class III. Vin 24Vdc 120W (Power supply not included).	F990B01A000		
Interfaccia di controllo 24V PWM - Push IP67 Class III. Vin 24Vdc 120W (Fonte di alimentazione non inclusa).	Control interface 24V PWM - Push IP67 Class III. Vin 24Vdc 120W (Power supply not included).	F990B18A000		


Landlord: Power Supply Non Dimmable

Alimentatore doppia funzione 24V / 350mA IP20 Classe II selv. no dimmerabile.	Power supply dual function 24V / 350mA IP20 Class II selv no dimmable.	*RF25754		
Alimentatore doppia funzione 24V / Iout 350mA 110-240V IP65.	Power supply dual function 24V / Iout 350mA 110-240V IP65.	*RF25748		
Alimentatore 24V 10W / 110- 240V IP20 Classe II selv.	Power supply 24V 10W /110- 240V IP20 Class II selv.	*RF25747		
Alimentatore 24V 10W / 110- 240V IP67 Classe II selv.	Power supply 24V 10W / 110-240V IP67 Class II selv.	*RF25757		
Alimentatore 24Vdc 35W / 120-270V IP67 Classe II selv.	Power supply 24Vdc 35W / 120-270V IP67 Class II selv.	F990B23AZ00		
Alimentatore 24Vdc 50W / 120-240V IP67 Classe II selv.	Power supply 24Vdc 50W / 120-240V IP67 Class II selv.	*RF25755		
Alimentatore 24Vdc 70W / 220-240V IP67 Classe II selv.	Power supply 24Vdc 70W / 220-240V IP67 Class II selv.	*RF25749		


Bellhop

Designed by Edward Barber & Jay Osgerby





Bellhop Wall



Bellhop Pole



Bellhop Bollard

Famiglia / Family

Bellhop Wall



Power Led
8W
551 lm - 2700K/CRI 80
580 lm - 3000K/CRI 80
607 lm - 4000K/CRI 80
2200K available on request.

Bellhop Bollard




Power Led
8W
551 lm - 2700K/CRI 80
580 lm - 3000K/CRI 80
607 lm - 4000K/CRI 80
2200K available on request.

Bellhop Pole



Power Led
30W
2490 lm - 2700K/CRI 80
2590 lm - 3000K/CRI 80
2760 lm - 4000K/CRI 80
2200K available on request.

Colori / Colours



01 White*



06 Grey



12 Forest Green*



18 Deep Brown



30 Black*



33 Anthracite



56 Matt Stainless Steel*

* Solo per versioni bollard e wall. / Only for bollard and wall versions.

Bellhop Wall

Apparecchi di illuminazione da parete della collezione per esterni Bellhop con illuminazione diffusa; è realizzata in alluminio estruso e pressofuso oppure in acciaio inossidabile.

Bellhop Bollard

Versione Bollard della collezione per esterni di Bellhop per un'illuminazione diffusa. Realizzata in alluminio estruso e pressofuso o acciaio inossidabile, Bellhop è disponibile in due altezze diverse per il modello bollard e con un flusso ed emissione luminose diverse in modo da soddisfare qualsiasi esigenza di illuminazione esterna o prospettiva d'illuminazione necessaria.

Bellhop Pole

Versione su palo della collezione per esterni di Bellhop a luce diffusa.

Testa in alluminio montata su un palo estruso lungo 3 m o 4 m, disponibile per installazione su superficie rigida o a terra.

Bellhop Wall

Wall light version of the Bellhop Outdoor Collection for diffuse light, made of extruded and die-cast aluminium or stainless steel.

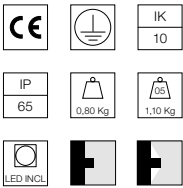
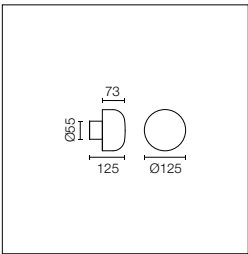
Bellhop Bollard

Bollard version of the Bellhop Outdoor Collection for diffuse light. Made of extruded and die-cast aluminium or stainless steel, Bellhop is available in two heights for the bollard model and with different lumens and luminaire outputs as to comply with any outdoor setting and lighting scenario need.

Bellhop Pole

Pole version of the Bellhop Outdoor Collection for diffuse light.

Aluminum head mounted on a 3m or 4m long extruded pole, available for installation on rigid surface or in ground.



Alimentazione elettrica 100-240V integrata. Attacco a parete.

Ogni apparecchio d'illuminazione è dotato di 200 mm di cavo per connessione all'interno del corpo dell'apparecchio.

La connessione è consigliata con un sistema di giunzione IP68 H₂O Stop anti-condensa a 2 vie 4 poli, da ordinare separatamente.

100-240V power supply integrated. Direct wall installation.

Each luminaire is equipped with 200 mm lenght cable for connection inside the luminaire body.

Reccomended connection wit a 2 way terminal block 4 poles IP68 H₂O Stop, to be ordered separately.

2200K disponibile su richiesta. 2200K available on request.

Power Led: 8W - 783 lm ≠ FIXT 551 lm - 2700K/CRI 80 - 100-240V / 8W - 816 lm ≠ FIXT 580 lm - 3000K/CRI 80 - 100-240V / 8W - 873 lm ≠ FIXT 607 lm - 4000K/CRI 80 - 100-240V

2700K
Non Dimmable

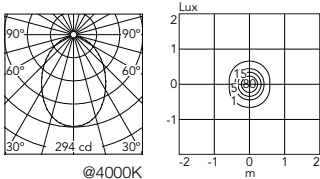
- F003C21A001
- F003C21A006
- F003C21A012
- F003C21A018
- F003C21A030
- F003C21A033
- F003C21A056
- 1-10V
- F003C21B001
- F003C21B006
- F003C21B012
- F003C21B018
- F003C21B030
- F003C21B033
- F003C21B056
- Dali
- F003C21D001
- F003C21D006
- F003C21D012
- F003C21D018
- F003C21D030
- F003C21D033
- F003C21D056

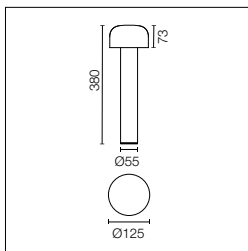
3000K
Non Dimmable

- F003C31A001
- F003C31A006
- F003C31A012
- F003C31A018
- F003C31A030
- F003C31A033
- F003C31A056
- 1-10V
- F003C31B001
- F003C31B006
- F003C31B012
- F003C31B018
- F003C31B030
- F003C31B033
- F003C31B056
- Dali
- F003C31D001
- F003C31D006
- F003C31D012
- F003C31D018
- F003C31D030
- F003C31D033
- F003C31D056

4000K
Non Dimmable

- F003C41A001
- F003C41A006
- F003C41A012
- F003C41A018
- F003C41A030
- F003C41A033
- F003C41A056
- 1-10V
- F003C41B001
- F003C41B006
- F003C41B012
- F003C41B018
- F003C41B030
- F003C41B033
- F003C41B056
- Dali
- F003C41D001
- F003C41D006
- F003C41D012
- F003C41D018
- F003C41D030
- F003C41D033
- F003C41D056





Alimentazione elettrica 100-240V inclusa. Pronta per l'installazione su superficie solida.
Ogni apparecchio d'illuminazione è dotato di 200 mm di cavo per connessione all'interno del corpo dell'apparecchio.
La connessione è consigliata con un sistema di giunzione IP68 H₂O Stop, anti-condensa a 2 vie 4 poli, da ordinare separatamente.

100-240V power supply included. Ready for installation on solid surface.
Each luminaire is equipped with 200 mm cable for connection inside the luminaire body.
Recommended connection with a 2 way terminal block 4 poles IP68 H₂O Stop, to be ordered separately.

2200K disponibile su richiesta.

2200K available on request.

Power Led: 8W - 783 lm ≠ FIXT 551 lm - 2700K/CRI 80 - 100-240V / 8W - 816 lm ≠ FIXT 580 lm - 3000K/CRI 80 - 100-240V / 8W - 873 lm ≠ FIXT 607 lm - 4000K/CRI 80 - 100-240V

2700K

Non Dimmable

- F003A21A001
- F003A21A006
- F003A21A012
- F003A21A018
- F003A21A030
- F003A21A033
- F003A21A056
- 1-10V
- F003A21B001
- F003A21B006
- F003A21B012
- F003A21B018
- F003A21B030
- F003A21B033
- F003A21B056
- Dali
- F003A21D001
- F003A21D006
- F003A21D012
- F003A21D018
- F003A21D030
- F003A21D033
- F003A21D056

3000K

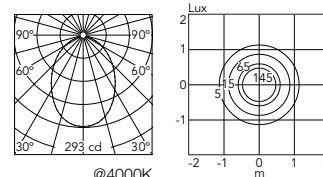
Non Dimmable

- F003A31A001
- F003A31A006
- F003A31A012
- F003A31A018
- F003A31A030
- F003A31A033
- F003A31A056
- 1-10V
- F003A31B001
- F003A31B006
- F003A31B012
- F003A31B018
- F003A31B030
- F003A31B033
- F003A31B056
- Dali
- F003A31D001
- F003A31D006
- F003A31D012
- F003A31D018
- F003A31D030
- F003A31D033
- F003A31D056

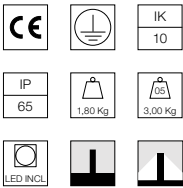
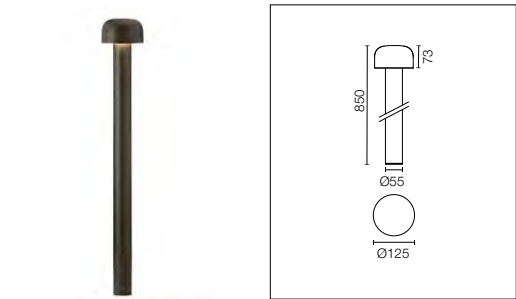
4000K

Non Dimmable

- F003A41A001
- F003A41A006
- F003A41A012
- F003A41A018
- F003A41A030
- F003A41A033
- F003A41A056
- 1-10V
- F003A41B001
- F003A41B006
- F003A41B012
- F003A41B018
- F003A41B030
- F003A41B033
- F003A41B056
- Dali
- F003A41D001
- F003A41D006
- F003A41D012
- F003A41D018
- F003A41D030
- F003A41D033
- F003A41D056



Bellhop Bollard 850



Alimentazione elettrica 100-240V inclusa. Pronta per l'installazione su superficie solida.
Ogni apparecchio d'illuminazione è dotato di 200 mm di cavo per connessione all'interno del corpo dell'apparecchio.
La connessione è consigliata con un sistema di giunzione IP68 H₂O Stop anti-condensa a 2 vie 4 poli, da ordinare separatamente.

100-240V power supply included. Ready for installation on solid surface.
Each luminaire is equipped with 200 mm cable for connection inside the luminaire body.
Reccomended connection wit a 2 way terminal block 4 poles IP68 H₂O Stop, to be ordered separately.

2200K disponibile su richiesta. 2200K available on request.

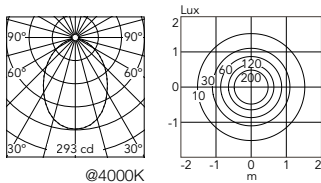
Power Led: 8W - 783 lm ≠ FIXT 551 lm - 2700K/CRI 80 - 100-240V / 8W - 816 lm ≠ FIXT 580 lm - 3000K/CRI 80 - 100-240V / 8W - 873 lm ≠ FIXT 607 lm - 4000K/CRI 80 - 100-240V

- 2700K**
Non Dimmable

 - F003B21A001
 - F003B21A006
 - F003B21A012
 - F003B21A018
 - F003B21A030
 - F003B21A033
 - F003B21A056
 - 1-10V
 - F003B21B001
 - F003B21B006
 - F003B21B012
 - F003B21B018
 - F003B21B030
 - F003B21B033
 - F003B21B056
 - Dali
 - F003B21D001
 - F003B21D006
 - F003B21D012
 - F003B21D018
 - F003B21D030
 - F003B21D033
 - F003B21D056
- 3000K**
Non Dimmable

 - F003B31A001
 - F003B31A006
 - F003B31A012
 - F003B31A018
 - F003B31A030
 - F003B31A033
 - F003B31A056
 - 1-10V
 - F003B31B001
 - F003B31B006
 - F003B31B012
 - F003B31B018
 - F003B31B030
 - F003B31B033
 - F003B31B056
 - Dali
 - F003B31D001
 - F003B31D006
 - F003B31D012
 - F003B31D018
 - F003B31D030
 - F003B31D033
 - F003B31D056
- 4000K**
Non Dimmable

 - F003B41A001
 - F003B41A006
 - F003B41A012
 - F003B41A018
 - F003B41A030
 - F003B41A033
 - F003B41A056
 - 1-10V
 - F003B41B001
 - F003B41B006
 - F003B41B012
 - F003B41B018
 - F003B41B030
 - F003B41B033
 - F003B41B056
 - Dali
 - F003B41D001
 - F003B41D006
 - F003B41D012
 - F003B41D018
 - F003B41D030
 - F003B41D033
 - F003B41D056

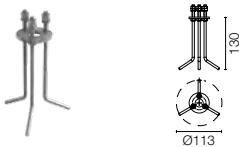


Bellhop Bollard: Accessori / Accessories

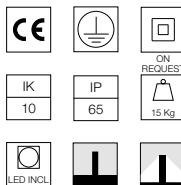
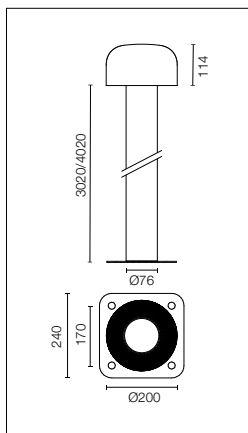

Piastra tirafondi.

Base plate with bolt.

Bellhop Bollard Ø125
F003Z010000



Bellhop Pole with base



Alimentazione elettrica 220/240 inclusa. Pronta per l'installazione su superficie solida. Piastra base disponibile come accessorio. Ogni apparecchio d'illuminazione è dotato di 200 mm di cavo per connessione all'interno del corpo dell'apparecchio. La connessione è consigliata con un sistema di giunzione IP68 H₂O Stop anti-condensa a 2 vie 4 poli, da ordinare separatamente. Versione dimmerabile e 110V disponibili su richiesta.

220-240V power supply included. Ready for installation on solid surface. Base plate available as accessory. Each luminaire is equipped with 200 mm cable for connection inside the luminaire body. Recommended connection with a 2 way terminal block 4 poles IP68 H₂O Stop, to be ordered separately. 110V and dimmable versions available on request.

2200K disponibile su richiesta.

2200K available on request.

Power Led: 30W - 3090 lm ≠ FIXT 2490 lm - 2700K/CRI 80 - 220-240V / 30W - 3220 lm ≠ FIXT 2590 lm - 3000K/CRI 80 - 220-240V / 30W - 3430 lm ≠ FIXT 2760 lm - 4000K/CRI 80 - 220-240V

2700K

H 3020 mm
Non Dimmable

- F003H21A006
- F003H21A018
- F003H21A033
- 1-10V
- F003H21B006
- F003H21B018
- F003H21B033
- Dali
- F003H21D006
- F003H21D018
- F003H21D033

3000K

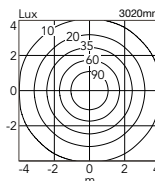
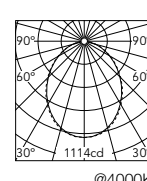
H 3020 mm
Non Dimmable

- F003H31A006
- F003H31A018
- F003H31A033
- 1-10V
- F003H31B006
- F003H31B018
- F003H31B033
- Dali
- F003H31D006
- F003H31D018
- F003H31D033

4000K

H 3020 mm
Non Dimmable

- F003H41A006
- F003H41A018
- F003H41A033
- 1-10V
- F003H41B006
- F003H41B018
- F003H41B033
- Dali
- F003H41D006
- F003H41D018
- F003H41D033



2700K

H 4020 mm
Non Dimmable

- F003L21A006
- F003L21A018
- F003L21A033
- 1-10V
- F003L21B006
- F003L21B018
- F003L21B033
- Dali
- F003L21D006
- F003L21D018
- F003L21D033

3000K

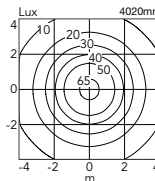
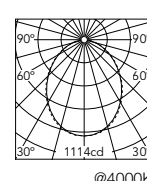
H 4020 mm
Non Dimmable

- F003L31A006
- F003L31A018
- F003L31A033
- 1-10V
- F003L31B006
- F003L31B018
- F003L31B033
- Dali
- F003L31D006
- F003L31D018
- F003L31D033

4000K

H 4020 mm
Non Dimmable

- F003L41A006
- F003L41A018
- F003L41A033
- 1-10V
- F003L41B006
- F003L41B018
- F003L41B033
- Dali
- F003L41D006
- F003L41D018
- F003L41D033

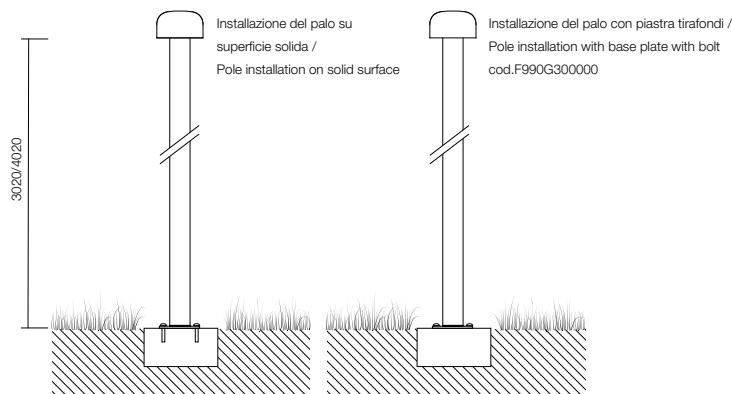
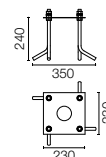


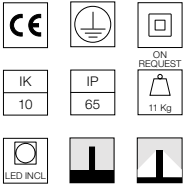
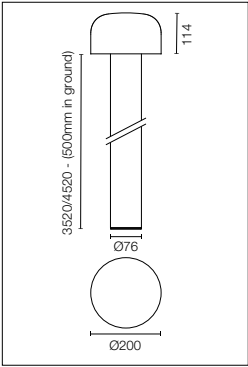

Bellhop Pole: Accessori / Accessories

Piastra tirafondi per versione Bellhop palo con base.

Base plate with bolt for Bellhop Pole with base version.

Bellhop Pole Ø200
F990G300000





Alimentazione elettrica 220-240V inclusa.
Pronto per l'installazione a terra.
Ogni apparecchio d'illuminazione è dotato di 200 mm di cavo per connessione all'interno del corpo dell'apparecchio.
La connessione è consigliata con un sistema di giunzione IP68 H₂O Stop anti-condensa a 2 vie 4 poli, da ordinare separatamente.
Versione dimmerabile e 110V disponibili su richiesta.

220-240V power supply included.
Ready for inground installation.
Each luminaire is equipped with 200 mm cable for connection inside the luminaire body.
Recommended connection with a 2 way terminal block 4 poles IP68 H₂O Stop, to be ordered separately.
110V and dimmable versions available on request.

2200K disponibile su richiesta.

2200K available on request.

Power Led: 30W - 3090 lm ≠ FIXT 2490 lm - 2700K/CRI 80 - 220-240V / 30W - 3220 lm ≠ FIXT 2590 lm - 3000K/CRI 80 - 220-240V / 30W - 3430 lm ≠ FIXT 2760 lm - 4000K/CRI 80 - 220-240V

2700K

H 3520 mm
Non Dimmable

- F003G21A006
- F003G21A018
- F003G21A033
- 1-10V
- F003G21B006
- F003G21B033
- F003G21B018
- Dali
- F003G21D006
- F003G21D018
- F003G21D033

3000K

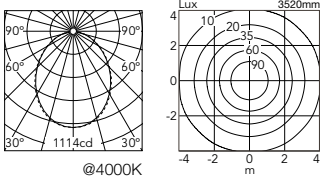
H 3520 mm
Non Dimmable

- F003G31A006
- F003G31A018
- F003G31A033
- 1-10V
- F003G31B006
- F003G31B018
- F003G31B033
- Dali
- F003G31D006
- F003G31D018
- F003G31D033

4000K

H 3520 mm
Non Dimmable

- F003G41A006
- F003G41A018
- F003G41A033
- 1-10V
- F003G41B006
- F003G41B018
- F003G41B033
- Dali
- F003G41D006
- F003G41D018
- F003G41D033



2700K

H 4520 mm
Non Dimmable

- F003K21A006
- F003K21A018
- F003K21A033
- 1-10V
- F003K21B006
- F003K21B018
- F003K21B033
- Dali
- F003K21D006
- F003K21D018
- F003K21D033

3000K

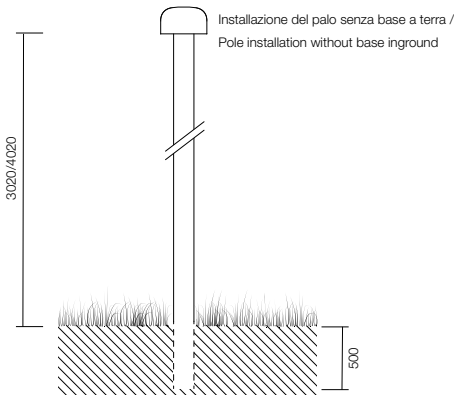
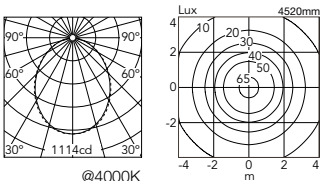
H 4520 mm
Non Dimmable

- F003K31A006
- F003K31A018
- F003K31A033
- 1-10V
- F003K31B006
- F003K31B018
- F003K31B033
- Dali
- F003K31D006
- F003K31D018
- F003K31D033

4000K

H 4520 mm
Non Dimmable

- F003K41A006
- F003K41A018
- F003K41A033
- 1-10V
- F003K41B006
- F003K41B018
- F003K41B033
- Dali
- F003K41D006
- F003K41D018
- F003K41D033



Sistema di giunzione IP68
H₂O Stop anti-condensa a 2
vie 4 poli. (Ø5,5÷12mm cavo).

2 way terminal block 4 poles
IP68 H₂O Stop.
(ø5,5÷12mm cable).

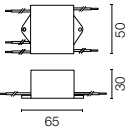
Bellhop Wall / Bollard / Pole
F990C00A000



Dispositivo di protezione
per il sovraccarico. 240 Vac.
Corrente massima di scarica
10KA (8/29us). Massima
corrente operativa 5A. Adatto
per la connessione in serie.
IP66.

Surge protection device.
275Vac. Maximum discharge
current 10KA (8/20us).
Maximum operating current
5A. Suitable for series
connection. IP66.


Bellhop Wall / Bollard / Pole
F990E00A000



Casting

Designed by Vincent Van Duysen





Casting Concrete



Casting T



Famiglia / Family

Casting Concrete



Power Led
9W
427 lm - 2700K/CRI 80
513 lm - 3000K/CRI 80
526 lm - 4000K/CRI 80

Casting C



W: **100**
H: 200 / **500** / 700 mm

Power Led
7W
272 lm - 2700K/CRI 80
295 lm - 3000K/CRI 80
317 lm - 4000K/CRI 80
2200K available on request.



W: **150**
H: 250 / **500** / 850 mm

Power Led
12W
565 lm - 2700K/CRI 80
813 lm - 3000K/CRI 80
660 lm - 4000K/CRI 80
2200K available on request.

Casting T



W: **100**
H: 200 / **500** / 700 mm

Power Led
12W
2x272 lm - 2700K/CRI 80
2x295 lm - 3000K/CRI 80
2x317 lm - 4000K/CRI 80
2200K available on request.



W: **150**
H: 250 / **500** / 850 mm

Power Led
21W
2x565 lm - 2700K/CRI 80
2x813 lm - 3000K/CRI 80
2x660 lm - 4000K/CRI 80
2200K available on request.

Colori / Colours

Casting Concrete



89 Concrete

Casting C / T



01 White



06 Grey



12 Forest Green



18 Deep Brown



30 Black



33 Anthracite

Collezione di paletti luminosi per esterno, con fonte di luce a LED.

Casting Concrete

Il corpo della versione Concrete è realizzato in stampo, con getto di calcestruzzo composta da cemento, aggreganti inerti fini e fibre di rinforzo. Ogni manufatto è realizzato individualmente con processo artigianale: minime differenze estetiche e di colore tra un apparecchio e l'altro sono il segno dell'unicità di ciascuna lampada. Ogni apparecchio monta un diffusore in policarbonato satinato incollato al dissipatore del prodotto per garantire la tenuta all'acqua (stabilizzato ai raggi UV per minimizzarne l'ingiallimento).

L'apparecchio è fornito con uno spezzone di cavo uscente in neoprene, con un kit di connessione elettrica per cavo multipolare singolo, e con tasselli per installazione su superfici piene e solide.

La piastra di fissaggio per installazione su calcestruzzo, pavimentazione da gettare, o su plinto è disponibile come accessorio.

Casting C/T

Il corpo delle versioni C e T è realizzato in alluminio estruso, base e diffusore in alluminio pressofuso EN AB-47100 a basso contenuto di rame.

Rivestimento ad alta resistenza: dopo un trattamento di sabbiatura di tutti i componenti per rendere la superficie porosa e garantire una maggiore adesione della vernice, è applicato il rivestimento esterno con un doppio strato con polveri secondo lo standard QUALICOAT. Il primo strato di polvere epossidica dà resistenza chimica e meccanica, il secondo strato di finitura di polvere poliestere assicura resistenza ai raggi UV ed agli agenti atmosferici. Le superfici verniciate sono trattate con lavaggi alcalini e acidi, risciacquate con acqua demineralizzata, e sottoposte a un trattamento di conversione chimica per proteggere contro l'ossidazione. Diffusore in vetro incollato al dissipatore del prodotto per garantire la tenuta all'acqua, e microtesturizzato per garantire una distribuzione omogenea e uniforme della luce. L'apparecchio è fornito con uno spezzone di cavo uscente in neoprene.

Collection of outdoor bollard lights with LED light source.

Casting Concrete

The body of the Round version is made from a mould, with poured concrete consisting of cement, fine inert materials for aggregating purposes, and reinforcing fibers. Each article is manufactured individually with a handcrafted process: minor aesthetic and color differences between one luminaire and another are the sign of the uniqueness of each lamp. Each luminaire has a frosted polycarbonate diffuser glued to the heat sink of the product to ensure a watertight seal (UV stabilized to minimise yellowing).

The luminaire is provided with a segment of outgoing cable in neoprene, with a kit of electrical connection for single multicore cable, and with dowels for installation on full and solid surfaces. The fixing plate for installation on cement paving, poured concrete, or on plinth is available as an accessory.


Casting C/T

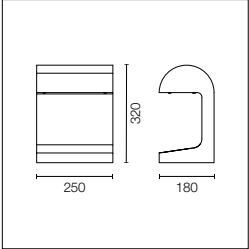
The body of the versions C and T is made of extruded aluminum, base and diffuser in die-cast aluminum EN AB-47100 with a low copper content.



High-resistance coating: after a sandblasting treatment of all components to make the surface porous and ensure a greater adhesion of the paint, the external coating is applied with a double layer with epoxy powders according to the QUALICOAT standard. The first layer of epoxy powder gives chemical and mechanical resistance, the second finishing layer of polyester powder ensures resistance to UV rays and atmospheric agents. The painted surfaces are treated with alkaline and acidic washes, then rinsed with demineralized water, subjected to a chemical conversion treatment to protect against oxidation. A glass diffuser is glued to the heat sink of the product to ensure a watertight seal, micro-texturized to ensure homogeneous and uniform distribution of the light.

The luminaire is provided with a segment of outgoing cable in neoprene.




Casting Concrete








IP65





Alimentazione elettrica
220/240V integrata.

220/240V power supply
integrated.

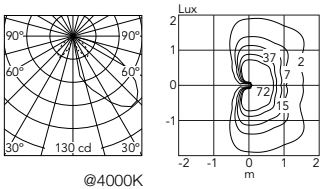
Power Led: 9W - 650 lm ≠ FIXT 427 lm - 2700K/CRI 80 - 220-240V / 9W - 780 lm ≠ FIXT 513 lm - 3000K/CRI 80 - 220-240V / 9W - 800 lm ≠ FIXT 526 lm - 4000K/CRI 80 - 220-240V

- 2700K**



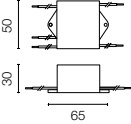

● F1330089.A
- 3000K**

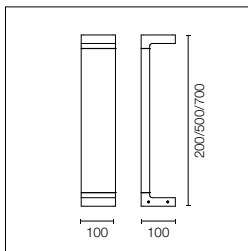
● F1331089.A
- 4000K**

● F1332089.A



Casting Concrete: Accessori / Accessories

Piastra tirafondi.	Base plate with bolt.	F1209000	
Sistema di giunzione IP68 H2O Stop anti-condensa a 3/4 vie 4 poli. (Ø5,5÷12mm cavo).	3/4 way terminal block 4 poles IP68 H2O Stop. (ø5,5÷12mm cable).	F990C010000	
Dispositivo di protezione per il sovraccarico. 275 Vac. Corrente massima di scarica 10KA (8/29us). Massima corrente operativa 5A. Adatto per la connessione in serie. IP66.	Surge protection device. 275Vac. Maximum discharge current 10KA (8/20us). Maximum operating current 5A. Suitable for series connection. IP66.	F990E00A000	<div></div>



Alimentazione elettrica 110/240V integrata.

110/240V power supply integrated.

2200K disponibile su richiesta.

2200K available on request.



Power Led: 7W - 540 lm ≠ FIXT 272 lm - 2700K/CRI 80 - 110-240V / 7W - 585 lm ≠ FIXT 295 lm - 3000K/CRI 80 - 110-240V / 7W - 630 lm ≠ FIXT 317 lm - 4000K/CRI 80 - 110-240V

2700K

H 200 mm

- F1210001
- F1210006
- F1210012
- F1210018
- F1210030
- F1210033

H 500 mm

- F1213001
- F1213006
- F1213012
- F1213018
- F1213030
- F1213033

H 700 mm

- F1216001
- F1216006
- F1216012
- F1216018
- F1216030
- F1216033

3000K

H 200 mm

- F1211001
- F1211006
- F1211012
- F1211018
- F1211030
- F1211033

H 500 mm

- F1214001
- F1214006
- F1214012
- F1214018
- F1214030
- F1214033

H 700 mm

- F1217001
- F1217006
- F1217012
- F1217018
- F1217030
- F1217033

4000K

H 200 mm

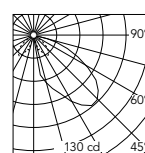
- F1212001
- F1212006
- F1212012
- F1212018
- F1212030
- F1212033

H 500 mm

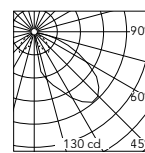
- F1215001
- F1215006
- F1215012
- F1215018
- F1215030
- F1215033

H 700 mm

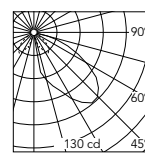
- F1218001
- F1218006
- F1218012
- F1218018
- F1218030
- F1218033



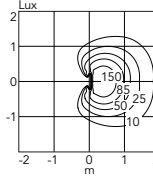
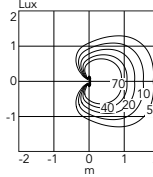
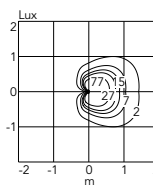
@4000K

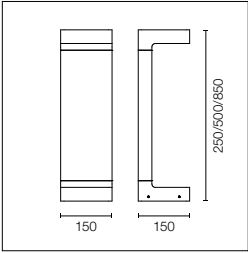


@4000K



@4000K





Alimentazione elettrica 110/240V integrata.

2200K disponibile su richiesta.

110/240V power supply integrated.

2200K available on request.

Power Led: 12W - 1080 lm \neq FIXT 565 lm - 2700K/CRI 80 - 110-240V / 12W - 1170 lm \neq FIXT 613 lm - 3000K/CRI 80 - 110-240V / 12W - 1260 lm \neq FIXT 660 lm - 4000K/CRI 80 - 110-240V

2700K

H 250 mm - Non Dimmable

- F1230001
- F1230006
- F1230012
- F1230018
- F1230030
- F1230033

1-10V

- F1230001-310
- F1230006-310
- F1230012-310
- F1230018-310
- F1230030-310
- F1230033-310

Dali

- F1230001-300
- F1230006-300
- F1230012-300
- F1230018-300
- F1230030-300
- F1230033-300

2700K

H 500 mm - Non Dimmable

- F1233001
- F1233006
- F1233012
- F1233018
- F1233030
- F1233033

1-10V

- F1233001-310
- F1233006-310
- F1233012-310
- F1233018-310
- F1233030-310
- F1233033-310

Dali

- F1233001-300
- F1233006-300
- F1233012-300
- F1233018-300
- F1233030-300
- F1233033-300

2700K

H 850 mm - Non Dimmable

- F1236001
- F1236006
- F1236012
- F1236018
- F1236030
- F1236033

1-10V

- F1236001-310
- F1236006-310
- F1236012-310
- F1236018-310
- F1236030-310
- F1236033-310

Dali

- F1236001-300
- F1236006-300
- F1236012-300
- F1236018-300
- F1236030-300
- F1236033-300

3000K

H 250 mm - Non Dimmable

- F1231001
- F1231006
- F1231012
- F1231018
- F1231030
- F1231033

1-10V

- F1231001-310
- F1231006-310
- F1231012-310
- F1231018-310
- F1231030-310
- F1231033-310

Dali

- F1231001-300
- F1231006-300
- F1231012-300
- F1231018-300
- F1231030-300
- F1231033-300

3000K

H 500 mm - Non Dimmable

- F1234001
- F1234006
- F1234012
- F1234018
- F1234030
- F1234033

1-10V

- F1234001-310
- F1234006-310
- F1234012-310
- F1234018-310
- F1234030-310
- F1234033-310

Dali

- F1234001-300
- F1234006-300
- F1234012-300
- F1234018-300
- F1234030-300
- F1234033-300

3000K

H 850 mm - Non Dimmable

- F1237001
- F1237006
- F1237012
- F1237018
- F1237030
- F1237033

1-10V

- F1237001-310
- F1237006-310
- F1237012-310
- F1237018-310
- F1237030-310
- F1237033-310

Dali

- F1237001-300
- F1237006-300
- F1237012-300
- F1237018-300
- F1237030-300
- F1237033-300

4000K

H 250 mm - Non Dimmable

- F1232001
- F1232006
- F1232012
- F1232018
- F1232030
- F1232033

1-10V

- F1232001-310
- F1232006-310
- F1232012-310
- F1232018-310
- F1232030-310
- F1232033-310

Dali

- F1232001-300
- F1232006-300
- F1232012-300
- F1232018-300
- F1232030-300
- F1232033-300

4000K

H 500 mm - Non Dimmable

- F1235001
- F1235006
- F1235012
- F1235018
- F1235030
- F1235033

1-10V

- F1235001-310
- F1235006-310
- F1235012-310
- F1235018-310
- F1235030-310
- F1235033-310

Dali

- F1235001-300
- F1235006-300
- F1235012-300
- F1235018-300
- F1235030-300
- F1235033-300

4000K

H 850 mm - Non Dimmable

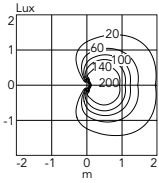
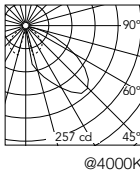
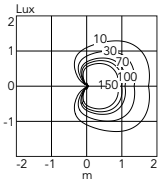
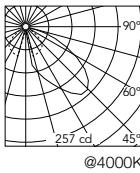
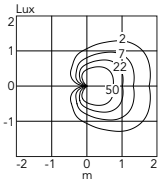
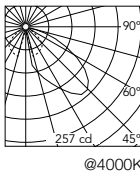
- F1238001
- F1238006
- F1238012
- F1238018
- F1238030
- F1238033

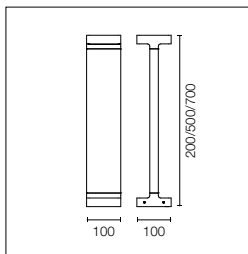
1-10V

- F1238001-310
- F1238006-310
- F1238012-310
- F1238018-310
- F1238030-310
- F1238033-310

Dali

- F1238001-300
- F1238006-300
- F1238012-300
- F1238018-300
- F1238030-300
- F1238033-300





Alimentazione elettrica 110/240V integrata.

110/240V power supply integrated.



2200K disponibile su richiesta.

2200K available on request.



Power Led: 12W - 2x540 lm ≠ FIXT 2x272 lm - 2700K/CRI 80 - 110-240V / 12W - 2x585 lm ≠ FIXT 2x295 lm - 3000K/CRI 80 - 110-240V / 12W - 2x630 lm ≠ FIXT 2x317 lm - 4000K/CRI 80 - 110-240V

2700K

H 200 mm

- F1250001
- F1250006
- F1250012
- F1250018
- F1250030
- F1250033

H 500 mm

- F1253001
- F1253006
- F1253012
- F1253018
- F1253030
- F1253033

H 700 mm

- F1256001
- F1256006
- F1256012
- F1256018
- F1256030
- F1256033

3000K

H 200 mm

- F1251001
- F1251006
- F1251012
- F1251018
- F1251030
- F1251033

H 500 mm

- F1254001
- F1254006
- F1254012
- F1254018
- F1254030
- F1254033

H 700 mm

- F1257001
- F1257006
- F1257012
- F1257018
- F1257030
- F1257033

4000K

H 200 mm

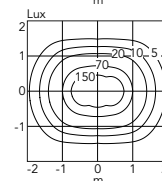
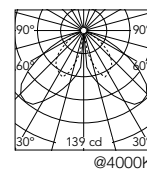
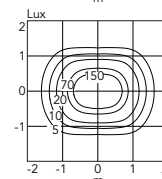
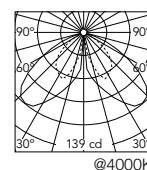
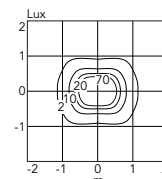
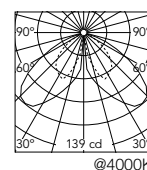
- F1252001
- F1252006
- F1252012
- F1252018
- F1252030
- F1252033

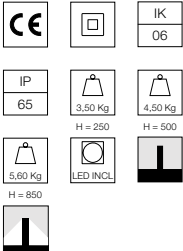
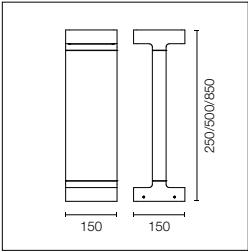
H 500 mm

- F1255001
- F1255006
- F1255012
- F1255018
- F1255030
- F1255033

H 700 mm

- F1258001
- F1258006
- F1258012
- F1258018
- F1258030
- F1258033





Alimentazione elettrica
220/240V integrata. Versione
110V a richiesta.

2200K disponibile su richiesta.

220/240V power supply
integrated. Version 110V upon
request.

2200K available on request.

Power Led: 21W - 2x1080 lm ≠ FIXT 2x565 lm - 2700K/CRI 80 - 220-240V / 21W - 2x1170 lm ≠ FIXT 2x613 lm - 3000K/CRI 80 - 220-240V /
21W - 2x1260 lm ≠ FIXT 2x660 lm - 4000K/CRI 80 - 220-240V

2700K

H 250 mm - Non Dimmable

- F1270001
- F1270006
- F1270012
- F1270018
- F1270030
- F1270033

1-10V

- F1270001-310
- F1270006-310
- F1270012-310
- F1270018-310
- F1270030-310
- F1270033-310

Dali

- F1270001-300
- F1270006-300
- F1270012-300
- F1270018-300
- F1270030-300
- F1270033-300

2700K

H 500 mm - Non Dimmable

- F1273001
- F1273006
- F1273012
- F1273018
- F1273030
- F1273033

1-10V

- F1273001-310
- F1273006-310
- F1273012-310
- F1273018-310
- F1273030-310
- F1273033-310

Dali

- F1273001-300
- F1273006-300
- F1273012-300
- F1273018-300
- F1273030-300
- F1273033-300

2700K

H 850 mm - Non Dimmable

- F1276001
- F1276006
- F1276012
- F1276018
- F1276030
- F1276033

1-10V

- F1276001-310
- F1276006-310
- F1276012-310
- F1276018-310
- F1276030-310
- F1276033-310

Dali

- F1276001-300
- F1276006-300
- F1276012-300
- F1276018-300
- F1276030-300
- F1276033-300

3000K

H 250 mm - Non Dimmable

- F1271001
- F1271006
- F1271012
- F1271018
- F1271030
- F1271033

1-10V

- F1271001-310
- F1271006-310
- F1271012-310
- F1271018-310
- F1271030-310
- F1271033-310

Dali

- F1271001-300
- F1271006-300
- F1271012-300
- F1271018-300
- F1271030-300
- F1271033-300

3000K

H 500 mm - Non Dimmable

- F1274001
- F1274006
- F1274012
- F1274018
- F1274030
- F1274033

1-10V

- F1274001-310
- F1274006-310
- F1274012-310
- F1274018-310
- F1274030-310
- F1274033-310

Dali

- F1274001-300
- F1274006-300
- F1274012-300
- F1274018-300
- F1274030-300
- F1274033-300

3000K

H 850 mm - Non Dimmable

- F1277001
- F1277006
- F1277012
- F1277018
- F1277030
- F1277033

1-10V

- F1277001-310
- F1277006-310
- F1277012-310
- F1277018-310
- F1277030-310
- F1277033-310

Dali

- F1277001-300
- F1277006-300
- F1277012-300
- F1277018-300
- F1277030-300
- F1277033-300

4000K

H 250 mm - Non Dimmable

- F1272001
- F1272006
- F1272012
- F1272018
- F1272030
- F1272033

1-10V

- F1272001-310
- F1272006-310
- F1272012-310
- F1272018-310
- F1272030-310
- F1272033-310

Dali

- F1272001-300
- F1272006-300
- F1272012-300
- F1272018-300
- F1272030-300
- F1272033-300

4000K

H 500 mm - Non Dimmable

- F1275001
- F1275006
- F1275012
- F1275018
- F1275030
- F1275033

1-10V

- F1275001-310
- F1275006-310
- F1275012-310
- F1275018-310
- F1275030-310
- F1275033-310

Dali

- F1275001-300
- F1275006-300
- F1275012-300
- F1275018-300
- F1275030-300
- F1275033-300

4000K

H 850 mm - Non Dimmable

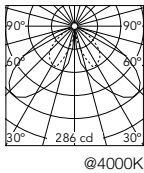
- F1278001
- F1278006
- F1278012
- F1278018
- F1278030
- F1278033

1-10V

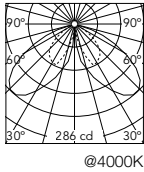
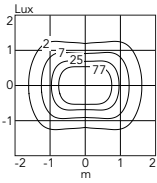
- F1278001-310
- F1278006-310
- F1278012-310
- F1278018-310
- F1278030-310
- F1278033-310

Dali

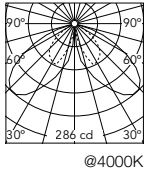
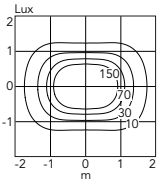
- F1278001-300
- F1278006-300
- F1278012-300
- F1278018-300
- F1278030-300
- F1278033-300



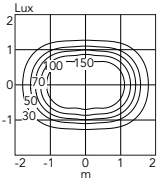
@4000K






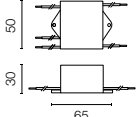
@4000K



@4000K



Casting C/T: Accessori / Accessories

Piastra tirafondi.	Base plate with bolt.	Casting 100 F1208000 Casting 150 F1207000	
Sistema di giunzione IP68 H2O Stop anti-condensa a 3/4 vie 4 poli. (Ø5,5÷12mm cavo).	3/4 way terminal block 4 poles IP68 H2O Stop. (ø5,5÷12mm cable).	F990C010000	
Dispositivo di protezione per il sovraccarico. 240 Vac. Corrente massima di scarica 10KA (8/29us). Massima corrente operativa 5A. Adatto per la connessione in serie. IP66.	Surge protection device. 275Vac. Maximum discharge current 10KA (8/20us). Maximum operating current 5A. Suitable for series connection. IP66.	F990E00A000	 

Walkstick / Wallstick

Designed by Antonio Citterio





Walkstick 2 Double



Walkstick Pipe

Famiglia / Family

Walkstick



Power Led
2,5W
185 lm - 2700K/CRI 80
199 lm - 3000K/CRI 80
212 lm - 4000K/CRI 80
2200K available on request.

Walkstick Pipe



Power Led
7W
483 lm - 2700K/CRI 80
496 lm - 3000K/CRI 80
529 lm - 4000K/CRI 80
2200K available on request.

Walkstick



Power Led
6W
333 lm - 2700K/CRI 80
358 lm - 3000K/CRI 80
382 lm - 4000K/CRI 80
2200K available on request.

Walkstick Double



Power Led
8,5W
333+185 lm - 2700K/CRI 80
358+199 lm - 3000K/CRI 80
382+212 lm - 4000K/CRI 80
2200K available on request.

Colori / Colours



01 White



06 Grey



12 Forest Green



18 Deep Brown



30 Black



33 Anthracite

Walkstick Pipe

Collezione di paletti per esterno con sorgente luminosa a LED e testa tubolare orientabile 350° sull'asse verticale e 350° sull'asse orizzontale. Disponibili in due differenti altezze. Lo stelo e la testa sono realizzati in alluminio estruso, la base in alluminio pressofuso a basso contenuto di rame. Disponibile in differenti finiture con un rivestimento a doppio strato con polveri secondo lo standard QUALICOAT. Il primo strato di polvere epossidica dà resistenza chimica e meccanica, il secondo strato di finitura di polvere poliestere assicura resistenza ai raggi UV ed agli agenti atmosferici corrosivi. Le superfici verniciate sono trattate con lavaggi alcalini e acidi, risciacquate con acqua demineralizzata e sottoposte a un trattamento di conversione chimica per proteggere contro l'ossidazione.

Le viterie di fissaggio sono in acciaio inox AISI 316L.

Diffusore in vetro acidato per garantire una diffusione uniforme della luce a terra.

L'apparecchio è fornito con uno spezzone di cavo uscente in neoprene.

Può essere installato facilmente a terra su qualsiasi pavimento con tasselli, oppure utilizzando l'accessorio dedicato cassaforma per rendere la base del prodotto totalmente solidale con la pavimentazione.

Walkstick

Collezione di paletti per esterno con sorgente luminosa a LED e testa svasata orientabile 350° sull'asse verticale. Disponibili in due differenti altezze combinate alla versione con una luce o due luci.

Lo stelo è realizzato in alluminio estruso, la base e la testa in alluminio pressofuso EN AB-47100 a basso contenuto di rame.

Disponibile in differenti finiture con un rivestimento a doppio strato con polveri secondo lo standard QUALICOAT. Il primo strato di polvere epossidica dà resistenza chimica e meccanica, il secondo strato di finitura di polvere poliestere assicura resistenza ai raggi UV ed agli agenti atmosferici corrosivi. Le superfici verniciate sono trattate con lavaggi alcalini e acidi, risciacquate con acqua demineralizzata e sottoposte a un trattamento di conversione chimica per proteggere contro l'ossidazione.

Le viterie di fissaggio sono in acciaio inox AISI 316L.

Diffusore in vetro microtexturizzato per garantire una distribuzione omogenea della luce a terra.

Può essere installato facilmente a terra su qualsiasi pavimento con tasselli, oppure utilizzando l'accessorio dedicato cassaforma per rendere la base del prodotto totalmente solidale con la pavimentazione.

Wallstick

Apparecchio segnapasso a parete per esterno con sorgente luminosa a LED e testa svasata orientabile 350° sull'asse verticale. Il corpo apparecchio è realizzato in alluminio pressofuso a basso contenuto di rame.

Disponibile in differenti finiture con un rivestimento a doppio strato con polveri secondo lo standard QUALICOAT. Il primo strato di polvere epossidica dà resistenza chimica e meccanica, il secondo strato di finitura di polvere poliestere assicura resistenza ai raggi UV ed agli agenti atmosferici corrosivi. Le superfici verniciate sono trattate con lavaggi alcalini e acidi, risciacquate con acqua demineralizzata e sottoposte a un trattamento di conversione chimica per proteggere contro l'ossidazione.

Le viterie di fissaggio sono in acciaio inox AISI 316L.

Diffusore in vetro microtexturizzato per garantire una distribuzione omogenea della luce a terra.

L'apparecchio è fornito con due cavi di alimentazione uscenti L 200mm e con un kit per la connessione a tenuta IP.

L'alimentatore elettrico a 24V può essere installato in remoto.

Per una installazione più agevole è disponibile la cassaforma opzionale (scatola di derivazione 3 moduli modello 503)

Description

Walkstick Pipe

Collection of outdoor poles with LED light source and tubular head that can be adjusted 350° on the vertical and horizontal axes. Available in two different heights. The stem and head are made of extruded aluminium; the base is made of die-cast aluminium with low copper content. Available in different finishes with a double layer of powder coating according to the QUALICOAT standard. The first layer of epoxy powder confers chemical and mechanical resistance. The second layer, a polyester powder finish, ensures resistance to UV rays and corrosive atmospheric agents. The painted surfaces are treated with alkiline and acid washes, rinsed with demineralized water, and subjected to chemical conversion treatment to protect against rust. The anchoring hardware is made of AISI 316L stainless steel. Diffuser made of acid-etched glass to guarantee a uniform wash of light on the ground. The unit is supplied with a length of neoprene cable. The unit may be easily installed on any flooring on the ground with anchors, or with the dedicated installation box to completely integrate the base of the product with the pavement.

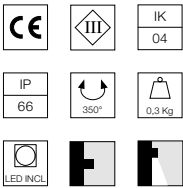

Walkstick

Collection of outdoor poles with LED light source and tubular head that can be adjusted vertically 350°. Available in two different heights combined with the one- or two-light version. The stem is made of extruded aluminium; the base and head are made of EN AB-47100 die-cast aluminium with low copper content. Available in different finishes with a double layer of powder coating according to the QUALICOAT standard. The first layer of epoxy powder confers chemical and mechanical resistance. The second layer, a polyester powder finish, ensures resistance to UV rays and corrosive atmospheric agents. The painted surfaces are treated with alkiline and acid washes, rinsed with demineralized water, and subjected to chemical conversion treatment to protect against rust. The anchoring hardware is made of AISI 316L stainless steel. Diffuser in micro-textured glass to guarantee uniform light distribution on the ground. The unit may be easily installed on any flooring on the ground with anchors, or with the dedicated installation box to completely integrate the base of the product with the pavement.

Wallstick

Wall-mounted outdoor footpath lights with LED light source and flared head that can be adjusted vertically 350°. The body is made of die-cast aluminium with low copper content. Available in different finishes with a double layer of powder coating according to the QUALICOAT standard. The first layer of epoxy powder confers chemical and mechanical resistance. The second layer, a polyester powder finish, ensures resistance to UV rays and corrosive atmospheric agents. The painted surfaces are treated with alkiline and acid washes, rinsed with demineralized water, and subjected to chemical conversion treatment to protect against rust. The anchoring hardware is made of AISI 316L stainless steel. Diffuser in micro-textured glass to guarantee uniform light distribution on the ground. The light comes with two 2-m power cables and with a kit for IP-rated connection. The 24V electrical power supply can be installed remotely. For easier installation, an optional box (sold separately) is available (3-module junction box, model 503).





Sorgente luminosa a LED inclusa. Testa orientabile 350° sull'asse verticale. Alimentazione elettrica remota a 24V da ordinare separatamente. Apparecchio fornito con due cavi di alimentazione uscenti L 200mm e con un kit per la connessione a tenuta IP. L'alimentatore può essere installato remoto (cassaforma non necessaria) o alloggiato posteriormente all'apparecchio mediante apposita cassaforma opzionale.

LED light source included. Head adjustable 350° on the vertical axis. Remote 24V electrical power unit sold separately. Unit comes with two 200-mm-long outgoing power cables and a kit for IP-rated connection. The power supply may be installed remotely (installation box not necessary) or housed behind the unit with the optional installation box.

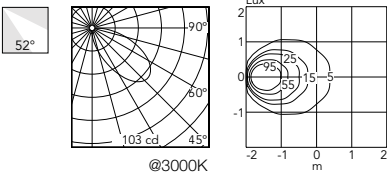
2200K disponibile su richiesta. 2200K available on request.

Power Led: 2,5W - 264 lm ≠ FIXT 185 lm - 2700K/CRI 80 - 24V / 2,5W - 283 lm ≠ FIXT 199 lm - 3000K/CRI 80 - 24V / 2,5W - 303 lm ≠ FIXT 212 lm - 4000K/CRI 80 - 24V

- 2700K**
PWM Dimmable
- F010A20H001
 - F010A20H006
 - F010A20H012
 - F010A20H018
 - F010A20H030
 - F010A20H033

- 3000K**
PWM Dimmable
- F010A30H001
 - F010A30H006
 - F010A30H012
 - F010A30H018
 - F010A30H030
 - F010A30H033

- 4000K**
PWM Dimmable
- F010A40H001
 - F010A40H006
 - F010A40H012
 - F010A40H018
 - F010A40H030
 - F010A40H033

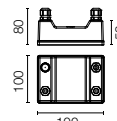


Wallstick: Power Supply Dimmable

Alimentatore 24V PWM con interfaccia di controllo 1-10V IP67 Classe II. Vin 120-270 Vac.

Power supply 24V PWM with 1-10V control interface IP67 Class II. Vin 120-270 Vac.

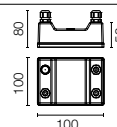
35W
*F990B02A000
70W
*F990B04A000



Alimentatore 24V PWM con interfaccia di controllo 1-10V IP67 Classe II. Vin 120-270 Vac.

Power supply 24V PWM with 1-10V control interface IP67 Class II. Vin 120-270 Vac.

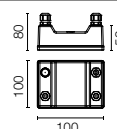
35W
*F990B03A000
70W
*F990B05A000



Alimentatore 24V PWM con interfaccia di controllo PUSH IP67 Classe II. Vin 120-270 Vac.

Power supply 24V PWM with PUSH control interface IP67 Class II. Vin 120-270 Vac.

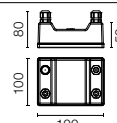
35W
*F990B16A000
70W
*F990B17A000



Interfaccia di controllo 24V PWM - 1-10V IP67 Class III. Vin 24Vdc 120W (Fonte di alimentazione non inclusa).

Control interface 24V PWM - 1-10V IP67 Class III. Vin 24Vdc 120W (Power supply not included).

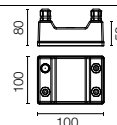

F990B00A000



Interfaccia di controllo 24V PWM - Dali IP67 Class III. Vin 24Vdc 120W (Fonte di alimentazione non inclusa).

Control interface 24V PWM - Dali IP67 Class III. Vin 24Vdc 120W (Power supply not included).

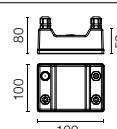
F990B01A000



Interfaccia di controllo 24V PWM - Push IP67 Class III. Vin 24Vdc 120W (Fonte di alimentazione non inclusa).

Control interface 24V PWM - Push IP67 Class III. Vin 24Vdc 120W (Power supply not included).

F990B18A000

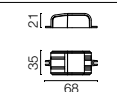


Wallstick: Power Supply Non Dimmable

Alimentatore 24V 8W / 110-240V IP20 Classe II selv.

Power supply 24V 8W / 110-240V IP20 Class II selv.

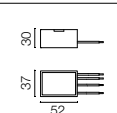
*RF25754



Alimentatore 24V 8W / 110-240V IP65 Classe II selv.

Power supply 24V 8W / 110-240V IP65 Class II selv.

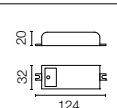
*RF25748



Alimentatore 24V 10W / 110-240V IP20 Classe II selv.

Power supply 24V 10W / 110-240V IP20 Class II selv.

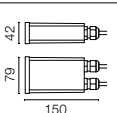
*RF25747



Alimentatore 24V 10W / 110-240V IP67 Classe II selv.

Power supply 24V 10W / 110-240V IP67 Class II selv.

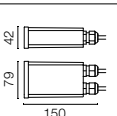
*RF25757



Alimentatore 24Vdc 35W / 120-270V IP67 Classe II selv.

Power supply 24Vdc 35W / 120-270V IP67 Class II selv.

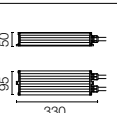
*F990B23AZ00



Alimentatore 24Vdc 50W / 120-240V IP67 Classe II selv.

Power supply 24Vdc 50W / 120-240V IP67 Class II selv.

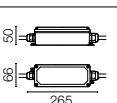
*RF25755



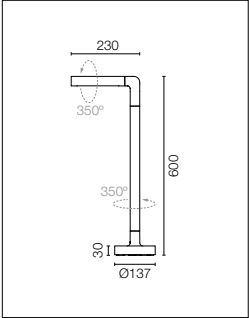

Alimentatore 24Vdc 70W / 220-240V IP67 Classe II selv.





Power supply 24Vdc 70W / 220-240V IP67 Class II selv.





*RF25749







Walkstick Pipe 1









Alimentazione elettrica 220-240V inclusa. Pronto per l'installazione su superficie solida.
Box per l'installazione a terra da ordinare separatamente.
Include un sistema di giunzione IP68 H₂O Stop anti-condensa a 2 vie 4 poli.
Versione 110V a richiesta.

220-240V power supply included. Ready for installation on solid surface. Box for ground installation to be ordered separately.
Included 2 way terminal block 4 poles IP68 H₂O Stop.
Version 110V upon request.

2200K disponibile su richiesta.

2200K available on request.

Power Led: 7W - 622 lm ≠ FIXT 483 lm - 2700K/CRI 80 - 220-240V / 7W - 648 lm ≠ FIXT 496 lm - 3000K/CRI 80 - 220-240V / 7W - 693 lm ≠ FIXT 529 lm - 4000K/CRI 80 - 220-240V

2700K
Non Dimmable

- F010H21A001
- F010H21A006
- F010H21A012
- F010H21A018
- F010H21A030
- F010H21A033

1-10V

- F010H21B001
- F010H21B006
- F010H21B012
- F010H21B018
- F010H21B030
- F010H21B033

3000K
Non Dimmable

- F010H31A001
- F010H31A006
- F010H31A012
- F010H31A018
- F010H31A030
- F010H31A033

1-10V

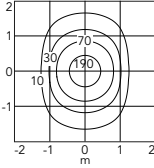
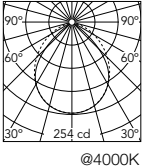

- F010H31B001
- F010H31B006
- F010H31B012
- F010H31B018
- F010H31B030
- F010H31B033

4000K
Non Dimmable

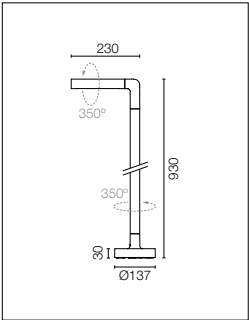

- F010H41A001
- F010H41A006
- F010H41A012
- F010H41A018
- F010H41A030
- F010H41A033





1-10V





- F010H41B001
- F010H41B006
- F010H41B012
- F010H41B018
- F010H41B030
- F010H41B033







Walkstick Pipe 2









Alimentazione elettrica 220-240V inclusa. Pronto per l'installazione su superficie solida.
Box per l'installazione a terra da ordinare separatamente.
Include un sistema di giunzione IP68 H₂O Stop anti-condensa a 2 vie 4 poli.
Versione 110V a richiesta.

220-240V power supply included. Ready for installation on solid surface. Box for ground installation to be ordered separately.
Included 2 way terminal block 4 poles IP68 H₂O Stop.
Version 110V upon request.

2200K disponibile su richiesta.

2200K available on request.

Power Led: 7W - 622 lm ≠ FIXT 483 lm - 2700K/CRI 80 - 220-240V / 7W - 648 lm ≠ FIXT 496 lm - 3000K/CRI 80 - 220-240V / 7W - 693 lm ≠ FIXT 529 lm - 4000K/CRI 80 - 220-240V

2700K
Non Dimmable

- F010J21A001
- F010J21A006
- F010J21A012
- F010J21A018
- F010J21A030
- F010J21A033

1-10V

- F010J21B001
- F010J21B006
- F010J21B012
- F010J21B018
- F010J21B030
- F010J21B033

Dali

- F010J21D001
- F010J21D006
- F010J21D012
- F010J21D018
- F010J21D030
- F010J21D033

3000K
Non Dimmable

- F010J31A001
- F010J31A006
- F010J31A012
- F010J31A018
- F010J31A030
- F010J31A033

1-10V

- F010J31B001
- F010J31B006
- F010J31B012
- F010J31B018
- F010J31B030
- F010J31B033

Dali

- F010J31D001
- F010J31D006
- F010J31D012
- F010J31D018
- F010J31D030
- F010J31D033

4000K
Non Dimmable

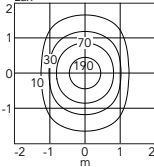
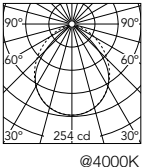

- F010J41A001
- F010J41A006
- F010J41A012
- F010J41A018
- F010J41A030
- F010J41A033

1-10V

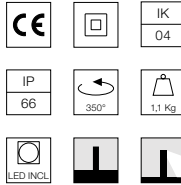
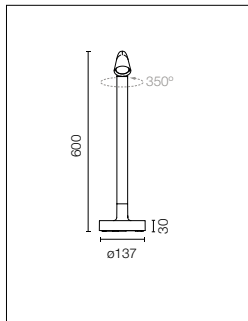
- F010J41B001
- F010J41B006
- F010J41B012
- F010J41B018
- F010J41B030
- F010J41B033

Dali

- F010J41D001
- F010J41D006
- F010J41D012
- F010J41D018
- F010J41D030
- F010J41D033



Walkstick 1



Sorgente luminosa a LED inclusa. Testa orientabile 350° sull'asse verticale e 350° sull'asse orizzontale. Alimentazione elettrica 220-240V ON/OFF integrata. Dotato di uno spezzone di cavo uscente in neoprene e un sistema di giunzione IP68 H₂O Stop anti-condensa a 2 vie. Cassaforma per l'installazione a terra opzionale da ordinare separatamente. Versione 110V a richiesta

LED light source included. Head adjustable 350° on both the vertical and horizontal axes. Integrated 220-240V ON/OFF electrical power. Equipped with a length of neoprene cable and an IP68 2-way anti-condensation H₂O stop seal system. Box for ground installation sold separately. 110V version by request.

2200K disponibile su richiesta.

2200K available on request.

Power Led: 6W - 502 lm ≠ FIXT 333 lm - 2700K/CRI 80 - 220-240V / 6W - 539 lm ≠ FIXT 358 lm - 3000K/CRI 80 - 220-240V / 6W - 577 lm ≠ FIXT 382 lm - 4000K/CRI 80 - 220-240V

2700K

Non Dimmable

- F010B21A001
- F010B21A006
- F010B21A012
- F010B21A018
- F010B21A030
- F010B21A033
- 1-10V
- F010B21B001
- F010B21B006
- F010B21B012
- F010B21B018
- F010B21B030
- F010B21B033

3000K

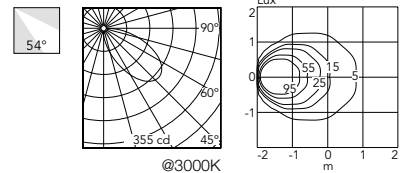
Non Dimmable

- F010B31A001
- F010B31A006
- F010B31A012
- F010B31A018
- F010B31A030
- F010B31A033
- 1-10V
- F010B31B001
- F010B31B006
- F010B31B012
- F010B31B018
- F010B31B030
- F010B31B033

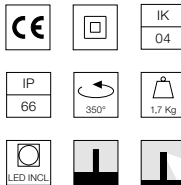
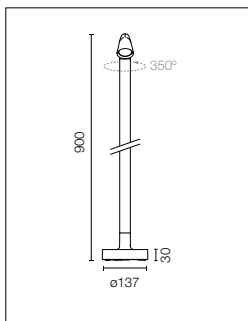
4000K

Non Dimmable

- F010B41A001
- F010B41A006
- F010B41A012
- F010B41A018
- F010B41A030
- F010B41A033
- 1-10V
- F010B41B001
- F010B41B006
- F010B41B012
- F010B41B018
- F010B41B030
- F010B41B033



Walkstick 2



Sorgente luminosa a LED inclusa. Testa orientabile 350° sull'asse verticale e 350° sull'asse orizzontale. Alimentazione elettrica 220-240V ON/OFF e dimmabile 1-10V o DALI integrata. Dotato di uno spezzone di cavo uscente in neoprene e un sistema di giunzione IP68 H₂O Stop anti-condensa a 2 vie. Cassaforma per l'installazione a terra opzionale da ordinare separatamente. Versione 110V a richiesta.

LED light source included. Head adjustable 350° on both the vertical and horizontal axes. Integrated 220-240V ON/OFF and 1-10V or DALI dimmable electrical power. Equipped with a length of neoprene cable and an IP68 2-way anti-condensation H₂O stop seal system. Box for ground installation sold separately. 110V version by request.

2200K disponibile su richiesta.

2200K available on request.

Power Led: 6W - 502 lm ≠ FIXT 333 lm - 2700K/CRI 80 - 220-240V / 6W - 539 lm ≠ FIXT 358 lm - 3000K/CRI 80 - 220-240V / 6W - 577 lm ≠ FIXT 382 lm - 4000K/CRI 80 - 220-240V

2700K

Non Dimmable

- F010B22A001
- F010B22A006
- F010B22A012
- F010B22A018
- F010B22A030
- F010B22A033
- 1-10V
- F010B22B001
- F010B22B006
- F010B22B012
- F010B22B018
- F010B22B030
- F010B22B033

Dali

- F010B22D001
- F010B22D006
- F010B22D012
- F010B22D018
- F010B22D030
- F010B22D033

3000K

Non Dimmable

- F010B32A001
- F010B32A006
- F010B32A012
- F010B32A018
- F010B32A030
- F010B32A033
- 1-10V
- F010B32B001
- F010B32B006
- F010B32B012
- F010B32B018
- F010B32B030
- F010B32B033

Dali

- F010B32D001
- F010B32D006
- F010B32D012
- F010B32D018
- F010B32D030
- F010B32D033

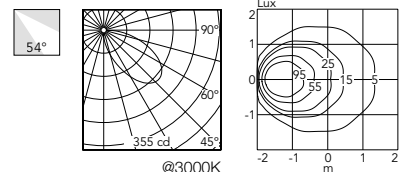
4000K

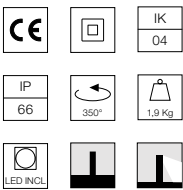
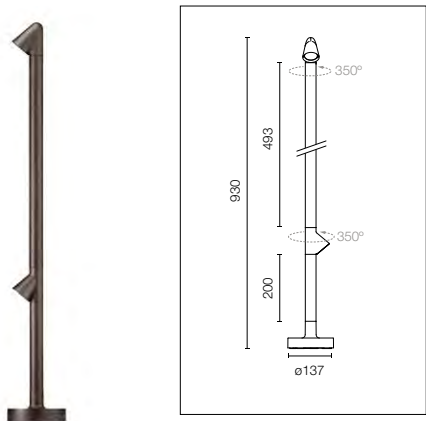
Non Dimmable

- F010B42A001
- F010B42A006
- F010B42A012
- F010B42A018
- F010B42A030
- F010B42A033
- 1-10V
- F010B42B001
- F010B42B006
- F010B42B012
- F010B42B018
- F010B42B030
- F010B42B033

Dali

- F010B42D001
- F010B42D006
- F010B42D012
- F010B42D018
- F010B42D030
- F010B42D033





Doppia sorgente luminosa a LED inclusa. Teste orientabili indipendentemente 350° sull'asse verticale e 350° sull'asse orizzontale. Alimentazione elettrica 220-240V ON/OFF e dimmabile 1-10V o DALI integrata. Dotato di uno spezzone di cavo uscente in neoprene e un sistema di giunzione IP68 H₂O Stop anti-condensa a 2 vie. Cassaforma per l'installazione a terra opzionale da ordinare separatamente. Versione 110V a richiesta

Dual LED light source included. Heads independently adjustable 350° on both the vertical and horizontal axes. Integrated 220-240V ON/OFF and 1-10V or DALI dimmable electrical power. Equipped with a length of neoprene cable and an IP68 2-way anti-condensation H₂O stop seal system. Box for ground installation sold separately. 110V version by request.

2200K disponibile su richiesta.

2200K available on request.

Power Led: 8,5W - 502+264 lm ≠ FIXT 333+185 lm - 2700K/CRI 80 - 220-240V / 8,5W - 539+283 lm ≠ FIXT 358+199 lm - 3000K/CRI 80 - 220-240V / 8,5W - 577+303 lm ≠ FIXT 382+212 lm - 4000K/CRI 80 - 220-240V

2700K

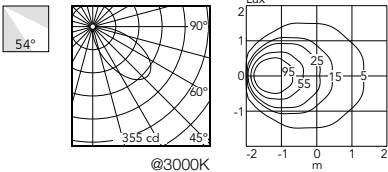
- Non Dimmable
- F010C22A001
 - F010C22A006
 - F010C22A012
 - F010C22A018
 - F010C22A030
 - F010C22A033
- 1-10V
- F010C22B001
 - F010C22B006
 - F010C22B012
 - F010C22B018
 - F010C22B030
 - F010C22B033
- Dali
- F010C22D001
 - F010C22D006
 - F010C22D012
 - F010C22D018
 - F010C22D030
 - F010C22D033

3000K

- Non Dimmable
- F010C32A001
 - F010C32A006
 - F010C32A012
 - F010C32A018
 - F010C32A030
 - F010C32A033
- 1-10V
- F010C32B001
 - F010C32B006
 - F010C32B012
 - F010C32B018
 - F010C32B030
 - F010C32B033
- Dali
- F010C32D001
 - F010C32D006
 - F010C32D012
 - F010C32D018
 - F010C32D030
 - F010C32D033

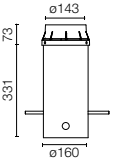
4000K

- Non Dimmable
- F010C42A001
 - F010C42A006
 - F010C42A012
 - F010C42A018
 - F010C42A030
 - F010C42A033
- 1-10V
- F010C42B001
 - F010C42B006
 - F010C42B012
 - F010C42B018
 - F010C42B030
 - F010C42B033
- Dali
- F010C42D001
 - F010C42D006
 - F010C42D012
 - F010C42D018
 - F010C42D030
 - F010C42D033



Cassaforma per l'installazione a terra. Box for ground installation.

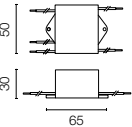
F001Z020000



Dispositivo di protezione per il sovraccarico. 240Vac. Corrente massima di scarica 10KA (8/29us). Massima corrente operativa 5A. Adatto per la connessione in serie. IP66.

Surge protection device. 275Vac. Maximum discharge current 10KA (8/20us). Maximum operating current 5A. Suitable for series connection. IP66.

F990E00A000



Belvedere

Designed by Antonio Citterio assistant Toan Nguyen






Belvedere Clove



Belvedere Spot



Famiglia / Family

Belvedere Clove



Power Led
8,4W
631 lm - 2700K/CRI 80
657 lm - 3000K/CRI 80
703 lm - 4000K/CRI 80
2200K available on request.

Belvedere Spot




Power Led
6W
425 lm - 2700K/CRI 80
440 lm - 3000K/CRI 80
473 lm - 4000K/CRI 80
Floor 1
2200K available on request.

Belvedere Spot Wall



Power Led
6W
425 lm - 2700K/CRI 80
440 lm - 3000K/CRI 80
473 lm - 4000K/CRI 80

Colori / Colours



01 White



06 Grey



12 Forest Green



18 Deep Brown



30 Black



33 Anthracite

Belvedere Spot

Famiglia di apparecchi LED per illuminazione da esterno orientabili (doppia rotazione, asse verticale ed orizzontale) per installazione a terra (a pavimento o interrato) e con scatola di alimentazione integrata.

Belvedere Spot Wall

Apparecchio di illuminazione da esterno composto da un proiettore orientabile a $350^{\circ}\pm 5^{\circ}$ sull'asse orizzontale per installazione a parete e con scatola di alimentazione integrata.

Belvedere Clove

Famiglia di apparecchi di illuminazione da esterno composta da versioni con palo di due differenti lunghezze per installazione a terra (a pavimento o interrato) e con scatola di alimentazione integrata.

Si raccomanda l'uso di un sistema di connessione con un grado di protezione maggiore o uguale al grado di protezione dell'apparecchio.

Belvedere Spot

Family of adjustable outdoor LED lighting luminaires (double rotation, vertical and horizontal axle) suitable for floor installations (ground or buried) and with integrated power supply box.

Belvedere Spot Wall

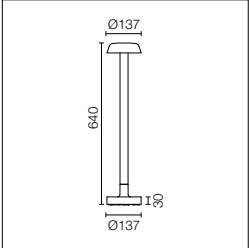

Outdoor luminaire consisting of an adjustable projector for up to $350^{\circ}\pm 5^{\circ}$ on the horizontal axle suitable for wall installations and with integrated power supply box.








Belvedere Clove

Family of outdoor products consisting of luminaires with a pole of two different heights and suitable for floor installations (ground or buried) and with integrated power supply box.

We recommend using a connection system with a degree of protection greater than or equal to the degree of protection of the luminaire.

Belvedere Clove 1





Alimentazione elettrica 220-240V inclusa. Pronto per l'installazione su superficie solida.
Box per l'installazione a terra da ordinare separatamente.
Include un sistema di giunzione IP68 H2O Stop anti-condensa a 2 vie 4 poli.
Versione 110V a richiesta.

2200K disponibile su richiesta.

220-240V power supply included. Ready for installation on solid surface. Box for ground installation to be ordered separately.
Included 2 way terminal block 4 poles IP68 H2O Stop.
Version 110V upon request.

2200K available on request.

Power Led: 8,4W - 783 lm ≠ FIXT 631 lm - 2700K/CRI 80 - 220-240V / 8,4W - 816 lm ≠ FIXT 657 lm - 3000K/CRI 80 - 220-240V / 8,4W - 873 lm ≠ FIXT 703 lm - 4000K/CRI 80 - 220-240V

2700K

Non Dimmable

- F001A21A001
- F001A21A006
- F001A21A012
- F001A21A018
- F001A21A030
- F001A21A033

1-10V

- F001A21B001
- F001A21B006
- F001A21B012
- F001A21B018
- F001A21B030
- F001A21B033

Dali

- F001A21D001
- F001A21D006
- F001A21D012
- F001A21D018
- F001A21D030
- F001A21D033

3000K

Non Dimmable

- F001A31A001
- F001A31A006
- F001A31A012
- F001A31A018
- F001A31A030
- F001A31A033

1-10V

- F001A31B001
- F001A31B006
- F001A31B012
- F001A31B018
- F001A31B030
- F001A31B033

Dali

- F001A31D001
- F001A31D006
- F001A31D012
- F001A31D018
- F001A31D030
- F001A31D033

4000K

Non Dimmable

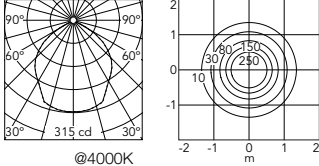

- F001A41A001
- F001A41A006
- F001A41A012
- F001A41A018
- F001A41A030
- F001A41A033

1-10V

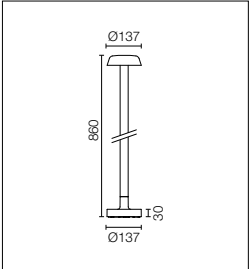

- F001A41B001
- F001A41B006
- F001A41B012
- F001A41B018
- F001A41B030
- F001A41B033








Dali

- F001A41D001
- F001A41D006
- F001A41D012
- F001A41D018
- F001A41D030
- F001A41D033



Belvedere Clove 2





Alimentazione elettrica 220-240V inclusa. Pronto per l'installazione su superficie solida.
Box per l'installazione a terra da ordinare separatamente.
Include un sistema di giunzione IP68 H2O Stop anti-condensa a 2 vie 4 poli.
Versione 110V a richiesta.

2200K disponibile su richiesta.

220-240V power supply included. Ready for installation on solid surface. Box for ground installation to be ordered separately.
Included 2 way terminal block 4 poles IP68 H2O Stop.
Version 110V upon request.

2200K available on request.

Power Led: 8,4W - 783 lm ≠ FIXT 631 lm - 2700K/CRI 80 - 220-240V / 8,4W - 816 lm ≠ FIXT 657 lm - 3000K/CRI 80 - 220-240V / 8,4W - 873 lm ≠ FIXT 703 lm - 4000K/CRI 80 - 220-240V

2700K

Non Dimmable

- F001B21A001
- F001B21A006
- F001B21A012
- F001B21A018
- F001B21A030
- F001B21A033

1-10V

- F001B21B001
- F001B21B006
- F001B21B012
- F001B21B018
- F001B21B030
- F001B21B033

Dali

- F001B21D001
- F001B21D006
- F001B21D012
- F001B21D018
- F001B21D030
- F001B21D033

3000K

Non Dimmable

- F001B31A001
- F001B31A006
- F001B31A012
- F001B31A018
- F001B31A030
- F001B31A033

1-10V

- F001B31B001
- F001B31B006
- F001B31B012
- F001B31B018
- F001B31B030
- F001B31B033

Dali

- F001B31D001
- F001B31D006
- F001B31D012
- F001B31D018
- F001B31D030
- F001B31D033

4000K

Non Dimmable

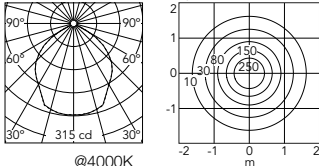

- F001B41A001
- F001B41A006
- F001B41A012
- F001B41A018
- F001B41A030
- F001B41A033

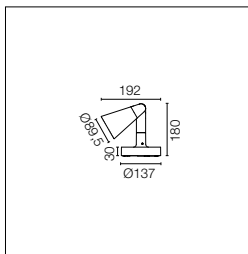
1-10V

- F001B41B001
- F001B41B006
- F001B41B012
- F001B41B018
- F001B41B030
- F001B41B033

Dali

- F001B41D001
- F001B41D006
- F001B41D012
- F001B41D018
- F001B41D030
- F001B41D033





Alimentazione elettrica 220-240V inclusa. Pronto per l'installazione su superficie solida.
Box per l'installazione a terra da ordinare separatamente.
Include un sistema di giunzione IP68 H2O Stop. anti-condensa a 2 vie 4 poli.
Versione dimmerabile 24V disponibile su richiesta.

220-240V power supply included. Ready for installation on solid surface. Box for ground installation to be ordered separately.
Included 2 way terminal block 4 poles IP68 H2O Stop.
24V Dimmable version available on request.

2200K disponibile su richiesta.

2200K available on request.

Power Led: 6W - 513 lm ≠ *FIXT 425 lm - 2700K/CRI 80 - 220-240V / 6W - 530 lm ≠ *FIXT 440 lm - 3000K/CRI 80 - 220-240V /

6W - 570 lm ≠ *FIXT 473 lm - 4000K/CRI 80 - 220-240V

*FIXT lm = Spot Optic

2700K

Non Dimmable

- F001C21A001.A
- F001C21A006.A
- F001C21A012.A
- F001C21A018.A
- F001C21A030.A
- F001C21A033.A

2700K

Non Dimmable

- F001C22A001.A
- F001C22A006.A
- F001C22A012.A
- F001C22A018.A
- F001C22A030.A
- F001C22A033.A

2700K

Non Dimmable

- F001C23A001.A
- F001C23A006.A
- F001C23A012.A
- F001C23A018.A
- F001C23A030.A
- F001C23A033.A

3000K

Non Dimmable

- F001C31A001
- F001C31A006
- F001C31A012
- F001C31A018
- F001C31A030
- F001C31A033

3000K

Non Dimmable

- F001C32A001
- F001C32A006
- F001C32A012
- F001C32A018
- F001C32A030
- F001C32A033

3000K

Non Dimmable

- F001C33A001
- F001C33A006
- F001C33A012
- F001C33A018
- F001C33A030
- F001C33A033

4000K

Non Dimmable

- F001C41A001
- F001C41A006
- F001C41A012
- F001C41A018
- F001C41A030
- F001C41A033

4000K

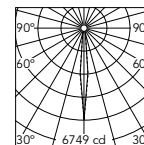
Non Dimmable

- F001C42A001
- F001C42A006
- F001C42A012
- F001C42A018
- F001C42A030
- F001C42A033

4000K

Non Dimmable

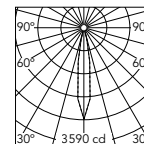
- F001C43A001
- F001C43A006
- F001C43A012
- F001C43A018
- F001C43A030
- F001C43A033



Beam Angle: 10°

h(m)	E(lx)	D(m)
1	6749	0.17
2	1687	0.34
3	750	0.51
4	422	0.68
5	270	0.84

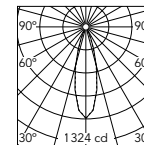
@4000K



Beam Angle: 17°

h(m)	E(lx)	D(m)
1	3590	0.29
2	897	0.59
3	399	0.88
4	224	1.18
5	144	1.47

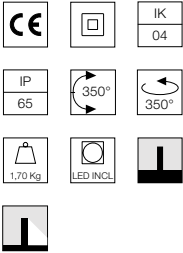
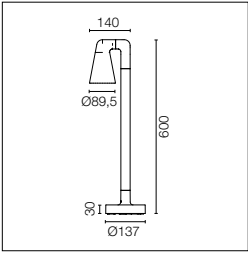
@4000K



Beam Angle: 28°

h(m)	E(lx)	D(m)
1	1324	0.50
2	331	1.01
3	147	1.51
4	83	2.01
5	53	2.51

@4000K



Alimentazione elettrica 220-240V inclusa. Pronto per l'installazione su superficie solida.
Box per l'installazione a terra da ordinare separatamente.
Include un sistema di giunzione IP68 H2O Stop anti-condensa a 2 vie 4 poli.
Versione 110V a richiesta.

220-240V power supply included. Ready for installation on solid surface. Box for ground installation to be ordered separately.
Included 2 way terminal block 4 poles IP68 H2O Stop.
Version 110V upon request.

Power Led: 6W - 513 lm ≠ *FIXT 425 lm - 2700K/CRI 80 - 220-240V / 6W - 530 lm ≠ *FIXT 440 lm - 3000K/CRI 80 - 220-240V / 6W - 570 lm ≠ *FIXT 473 lm - 4000K/CRI 80 - 220-240V
*FIXT lm = Spot Optic

2700K

- Non Dimmable
- F001D21A001.A
 - F001D21A006.A
 - F001D21A012.A
 - F001D21A018.A
 - F001D21A030.A
 - F001D21A033.A
- 1-10V
- F001D21B001.A
 - F001D21B006.A
 - F001D21B012.A
 - F001D21B018.A
 - F001D21B030.A
 - F001D21B033.A

2700K

- Non Dimmable
- F001D22A001.A
 - F001D22A006.A
 - F001D22A012.A
 - F001D22A018.A
 - F001D22A030.A
 - F001D22A033.A
- 1-10V
- F001D22B001.A
 - F001D22B006.A
 - F001D22B012.A
 - F001D22B018.A
 - F001D22B030.A
 - F001D22B033.A

2700K

- Non Dimmable
- F001D23A001.A
 - F001D23A006.A
 - F001D23A012.A
 - F001D23A018.A
 - F001D23A030.A
 - F001D23A033.A
- 1-10V
- F001D23B001.A
 - F001D23B006.A
 - F001D23B012.A
 - F001D23B018.A
 - F001D23B030.A
 - F001D23B033.A

3000K

- Non Dimmable
- F001D31A001
 - F001D31A006
 - F001D31A012
 - F001D31A018
 - F001D31A030
 - F001D31A033
- 1-10V
- F001D31B001
 - F001D31B006
 - F001D31B012
 - F001D31B018
 - F001D31B030
 - F001D31B033

3000K

- Non Dimmable
- F001D32A001
 - F001D32A006
 - F001D32A012
 - F001D32A018
 - F001D32A030
 - F001D32A033
- 1-10V
- F001D32B001
 - F001D32B006
 - F001D32B012
 - F001D32B018
 - F001D32B030
 - F001D32B033

3000K

- Non Dimmable
- F001D33A001
 - F001D33A006
 - F001D33A012
 - F001D33A018
 - F001D33A030
 - F001D33A033
- 1-10V
- F001D33B001
 - F001D33B006
 - F001D33B012
 - F001D33B018
 - F001D33B030
 - F001D33B033

4000K

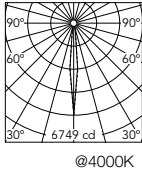
- Non Dimmable
- F001D41A001
 - F001D41A006
 - F001D41A012
 - F001D41A018
 - F001D41A030
 - F001D41A033
- 1-10V
- F001D41B001
 - F001D41B006
 - F001D41B012
 - F001D41B018
 - F001D41B030
 - F001D41B033

4000K

- Non Dimmable
- F001D42A001
 - F001D42A006
 - F001D42A012
 - F001D42A018
 - F001D42A030
 - F001D42A033
- 1-10V
- F001D42B001
 - F001D42B006
 - F001D42B012
 - F001D42B018
 - F001D42B030
 - F001D42B033

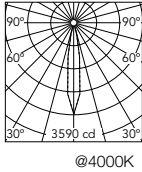
4000K

- Non Dimmable
- F001D43A001
 - F001D43A006
 - F001D43A012
 - F001D43A018
 - F001D43A030
 - F001D43A033
- 1-10V
- F001D43B001
 - F001D43B006
 - F001D43B012
 - F001D43B018
 - F001D43B030
 - F001D43B033



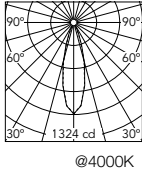
Beam Angle: 10°

h(m)	E(lx)	D(m)
1	6749	0.17
2	1687	0.34
3	750	0.51
4	422	0.68
5	270	0.84



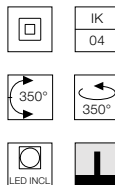
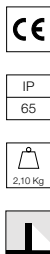
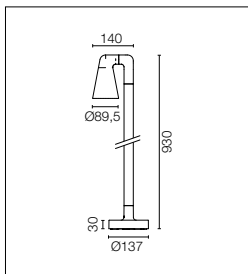
Beam Angle: 17°

h(m)	E(lx)	D(m)
1	3590	0.29
2	897	0.59
3	399	0.88
4	224	1.18
5	144	1.47



Beam Angle: 28°

h(m)	E(lx)	D(m)
1	1324	0.50
2	331	1.01
3	147	1.51
4	83	2.01
5	53	2.51



Alimentazione elettrica 220-240V inclusa. Pronto per l'installazione su superficie solida.
Box per l'installazione a terra da ordinare separatamente.
Include un sistema di giunzione IP68 H2O Stop anti-condensa a 2 vie 4 poli.
Versione 110V a richiesta.

220-240V power supply included. Ready for installation on solid surface. Box for ground installation to be ordered separately.
Included 2 way terminal block 4 poles IP68 H2O Stop.
Version 110V upon request.

Power Led: 6W - 513 lm ≠ *FIXT 425 lm - 2700K/CRI 80 - 220-240V / 6W - 530 lm ≠ *FIXT 440 lm - 3000K/CRI 80 - 220-240V / 6W - 570 lm ≠ *FIXT 473 lm - 4000K/CRI 80 - 220-240V
*FIXT lm = Spot Optic

2700K

Non Dimmable

- F001E21A001.A
- F001E21A006.A
- F001E21A012.A
- F001E21A018.A
- F001E21A030.A
- F001E21A033.A
- 1-10V
- F001E21B001.A
- F001E21B006.A
- F001E21B012.A
- F001E21B018.A
- F001E21B030.A
- F001E21B033.A
- Dali
- F001E21D001.A
- F001E21D006.A
- F001E21D012.A
- F001E21D018.A
- F001E21D030.A
- F001E21D033.A

2700K

Non Dimmable

- F001E22A001.A
- F001E22A006.A
- F001E22A012.A
- F001E22A018.A
- F001E22A030.A
- F001E22A033.A
- 1-10V
- F001E22B001.A
- F001E22B006.A
- F001E22B012.A
- F001E22B018.A
- F001E22B030.A
- F001E22B033.A
- Dali
- F001E22D001.A
- F001E22D006.A
- F001E22D012.A
- F001E22D018.A
- F001E22D030.A
- F001E22D033.A

2700K

Non Dimmable

- F001E23A001.A
- F001E23A006.A
- F001E23A012.A
- F001E23A018.A
- F001E23A030.A
- F001E23A033.A
- 1-10V
- F001E23B001.A
- F001E23B006.A
- F001E23B012.A
- F001E23B018.A
- F001E23B030.A
- F001E23B033.A
- Dali
- F001E23D001.A
- F001E23D006.A
- F001E23D012.A
- F001E23D018.A
- F001E23D030.A
- F001E23D033.A

3000K

Non Dimmable

- F001E31A001
- F001E31A006
- F001E31A012
- F001E31A018
- F001E31A030
- F001E31A033
- 1-10V
- F001E31B001
- F001E31B006
- F001E31B012
- F001E31B018
- F001E31B030
- F001E31B033
- Dali
- F001E31D001
- F001E31D006
- F001E31D012
- F001E31D018
- F001E31D030
- F001E31D033

3000K

Non Dimmable

- F001E32A001
- F001E32A006
- F001E32A012
- F001E32A018
- F001E32A030
- F001E32A033
- 1-10V
- F001E32B001
- F001E32B006
- F001E32B012
- F001E32B018
- F001E32B030
- F001E32B033
- Dali
- F001E32D001
- F001E32D006
- F001E32D012
- F001E32D018
- F001E32D030
- F001E32D033

3000K

Non Dimmable

- F001E33A001
- F001E33A006
- F001E33A012
- F001E33A018
- F001E33A030
- F001E33A033
- 1-10V
- F001E33B001
- F001E33B006
- F001E33B012
- F001E33B018
- F001E33B030
- F001E33B033
- Dali
- F001E33D001
- F001E33D006
- F001E33D012
- F001E33D018
- F001E33D030
- F001E33D033

4000K

Non Dimmable

- F001E41A001
- F001E41A006
- F001E41A012
- F001E41A018
- F001E41A030
- F001E41A033
- 1-10V
- F001E41B001
- F001E41B006
- F001E41B012
- F001E41B018
- F001E41B030
- F001E41B033
- Dali
- F001E41D001
- F001E41D006
- F001E41D012
- F001E41D018
- F001E41D030
- F001E41D033

4000K

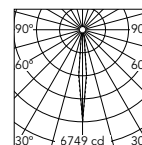
Non Dimmable

- F001E42A001
- F001E42A006
- F001E42A012
- F001E42A018
- F001E42A030
- F001E42A033
- 1-10V
- F001E42B001
- F001E42B006
- F001E42B012
- F001E42B018
- F001E42B030
- F001E42B033
- Dali
- F001E42D001
- F001E42D006
- F001E42D012
- F001E42D018
- F001E42D030
- F001E42D033

4000K

Non Dimmable

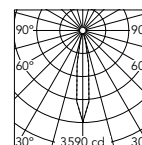
- F001E43A001
- F001E43A006
- F001E43A012
- F001E43A018
- F001E43A030
- F001E43A033
- 1-10V
- F001E43B001
- F001E43B006
- F001E43B012
- F001E43B018
- F001E43B030
- F001E43B033
- Dali
- F001E43D001
- F001E43D006
- F001E43D012
- F001E43D018
- F001E43D030
- F001E43D033



@4000K

Beam Angle: 10°

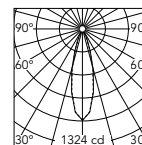
h(m)	E(lx)	D(m)
1	6749	0.17
2	1687	0.34
3	750	0.51
4	422	0.68
5	270	0.84



@4000K

Beam Angle: 17°

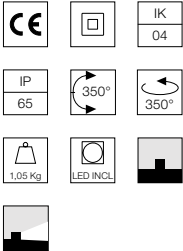
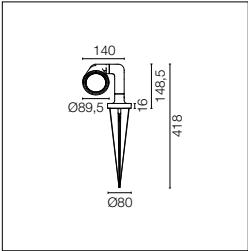
h(m)	E(lx)	D(m)
1	3590	0.29
2	897	0.59
3	399	0.88
4	224	1.18
5	144	1.47



@4000K

Beam Angle: 28°

h(m)	E(lx)	D(m)
1	1324	0.50
2	331	1.01
3	147	1.51
4	83	2.01
5	53	2.51



Alimentazione elettrica 220-240V inclusa. Include un sistema di giunzione IP68 H2O Stop anti-condensa a 2 vie 4 poli. Versione dimmerabile 24V disponibile su richiesta. Versione 110V a richiesta.

220-240V power supply included. Included 2 way terminal block 4 poles IP68 H2O Stop. 24V Dimmable version available on request. Version 110V upon request.

Power Led: 6W - 513 lm ≠ *FIXT 425 lm - 2700K/CRI 80 - 220-240V / 6W - 530 lm ≠ *FIXT 440 lm - 3000K/CRI 80 - 220-240V / 6W - 570 lm ≠ *FIXT 473 lm - 4000K/CRI 80 - 220-240V
*FIXT lm = Spot Optic

2700K

Non Dimmable

- F001F21A001.A
- F001F21A006.A
- F001F21A012.A
- F001F21A018.A
- F001F21A030.A
- F001F21A033.A

2700K

Non Dimmable

- F001F22A001.A
- F001F22A006.A
- F001F22A012.A
- F001F22A018.A
- F001F22A030.A
- F001F22A033.A

2700K

Non Dimmable

- F001F23A001.A
- F001F23A006.A
- F001F23A012.A
- F001F23A018.A
- F001F23A030.A
- F001F23A033.A

3000K

Non Dimmable

- F001F31A001
- F001F31A006
- F001F31A012
- F001F31A018
- F001F31A030
- F001F31A033

3000K

Non Dimmable

- F001F32A001
- F001F32A006
- F001F32A012
- F001F32A018
- F001F32A030
- F001F32A033

3000K

Non Dimmable

- F001F33A001
- F001F33A006
- F001F33A012
- F001F33A018
- F001F33A030
- F001F33A033

4000K

Non Dimmable

- F001F41A001
- F001F41A006
- F001F41A012
- F001F41A018
- F001F41A030
- F001F41A033

4000K

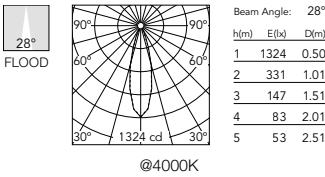
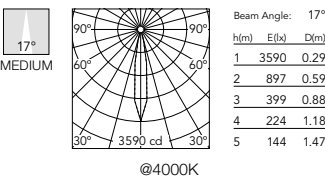
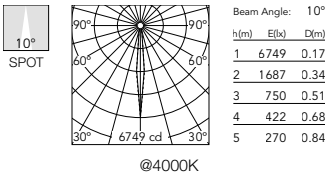
Non Dimmable

- F001F42A001
- F001F42A006
- F001F42A012
- F001F42A018
- F001F42A030
- F001F42A033

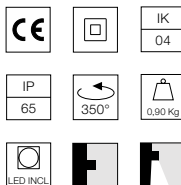
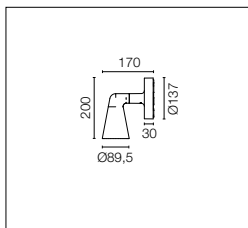
4000K

Non Dimmable

- F001F43A001
- F001F43A006
- F001F43A012
- F001F43A018
- F001F43A030
- F001F43A033



Belvedere Spot Wall



Attacco a parete. Alimentazione elettrica 220-240V inclusa. Include un sistema di giunzione IP68 H2O Stop anti-condensa a 2 vie 4 poli. Versione dimmerabile 24V disponibile su richiesta.

Direct wall installation. 220-240V power supply included. Included 2 way terminal block 4 poles IP68 H2O Stop. 24V Dimmable version available on request.

Power Led: 6W - 513 lm ≠ *FIXT 425 lm - 2700K/CRI 80 - 220-240V / 6W - 530 lm ≠ *FIXT 440 lm - 3000K/CRI 80 - 220-240V /

6W - 570 lm ≠ *FIXT 473 lm - 4000K/CRI 80 - 220-240V

*FIXT lm = Spot Optic

2700K

Non Dimmable

- F001G21A001.A
- F001G21A006.A
- F001G21A012.A
- F001G21A018.A
- F001G21A030.A
- F001G21A033.A

3000K

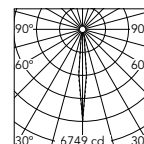
Non Dimmable

- F001G31A001
- F001G31A006
- F001G31A012
- F001G31A018
- F001G31A030
- F001G31A033

4000K

Non Dimmable

- F001G41A001
- F001G41A006
- F001G41A012
- F001G41A018
- F001G41A030
- F001G41A033



Beam Angle: 10°

h(m)	E(lx)	D(m)
1	6749	0.17
2	1687	0.34
3	750	0.51
4	422	0.68
5	270	0.84

@4000K

2700K

Non Dimmable

- F001G22A001.A
- F001G22A006.A
- F001G22A012.A
- F001G22A018.A
- F001G22A030.A
- F001G22A033.A

3000K

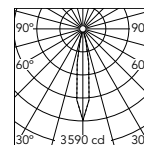
Non Dimmable

- F001G32A001
- F001G32A006
- F001G32A012
- F001G32A018
- F001G32A030
- F001G32A033

4000K

Non Dimmable

- F001G42A001
- F001G42A006
- F001G42A012
- F001G42A018
- F001G42A030
- F001G42A033



Beam Angle: 17°

h(m)	E(lx)	D(m)
1	3590	0.29
2	897	0.59
3	399	0.88
4	224	1.18
5	144	1.47

@4000K

2700K

Non Dimmable

- F001G23A001.A
- F001G23A006.A
- F001G23A012.A
- F001G23A018.A
- F001G23A030.A
- F001G23A033.A

3000K

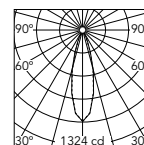
Non Dimmable

- F001G33A001
- F001G33A006
- F001G33A012
- F001G33A018
- F001G33A030
- F001G33A033

4000K

Non Dimmable

- F001G43A001
- F001G43A006
- F001G43A012
- F001G43A018
- F001G43A030
- F001G43A033



Beam Angle: 28°

h(m)	E(lx)	D(m)
1	1324	0.50
2	331	1.01
3	147	1.51
4	83	2.01
5	53	2.51

@4000K

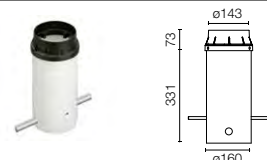
Belvedere Spot: Accessori / Accessories

Cassaforma per l'installazione a terra.

Box for ground installation.

Belvedere Spot / Clove

F001Z020000



Visiera spot.

Spot visor.

Belvedere Spot

F001Z010000



Visiera spot con "honeycomb".

Spot visor with honeycomb.

Belvedere Spot

F001Z030000



Visiera spot con "flood".

Spot visor with flood lens.

Belvedere Spot

F001Z040000




Dispositivo di protezione per il sovraccarico. 275 Vac. Corrente massima di scarica 10KA (8/29us). Massima corrente operativa 5A. Adatto per la connessione in serie. IP66.

Surge protection device. 275Vac. Maximum discharge current 10KA (8/20us). Maximum operating current 5A. Suitable for series connection. IP66.

Belvedere Spot / Clove / Wall

F990E00A000



Klein Pro

Designed by Flos Outdoor








Klein Pro

Klein Pro



Power Led
11W
294 lm - 2700K/CRI 80
304 lm - 3000K/CRI 80
325 lm - 4000K/CRI 80

Colori / Colours



01 White



06 Grey



12 Forest Green




18 Deep Brown



30 Black



33 Anthracite



70 Anodized Natural



71 Anodized Black



73 Anodized Gold*

* Solo per schermo. / Only for pole screen.

Descrizione / Description

Il corpo del paletto Klein Pro è stato realizzato in alluminio estruso mentre la base e il diffusore sono in alluminio pressofuso EN AB-47100 con un basso tenore di rame.

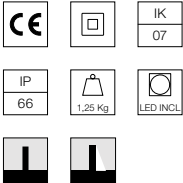
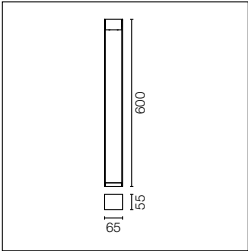
Rivestimento ad alta resistenza: il trattamento esterno viene applicato con un doppio strato di polveri epossidiche conformemente alla norma QUALICOAT. Il primo strato di polvere fornisce una resistenza chimica e meccanica; un secondo strato di finitura di polvere di poliestere garantisce la resistenza.

È disponibile anche con finitura anodizzata.

The body of Klein Pro bollard is made of extruded aluminium, base and diffuser in die-cast aluminium EN AB-47100 with a low copper content.

High-resistance coating: the external coating is applied with a double layer with epoxy powders according to the QUALICOAT standard. The first layer of epoxy powder gives chemical and mechanical resistance, the second finishing layer of polyester powder ensures resistance.

Also available in anodized finishes.



Alimentazione elettrica 220-240V integrata. Gli accessori per installazione su superficie solida o per fissaggio al terreno sono da ordinare a parte. Ogni apparecchio di illuminazione è dotato di un segmento di 1000 mm di cavo in uscita e un kit di cablaggio.

220-240V power supply integrated. Solid surface or ground installation accessories to be ordered separately. Each luminaire is equipped with 1000 mm lenght outgoing cable and a wiring kit.

Power Led: 11W - 1089 lm ≠ FIXT 294 lm - 2700K/CRI 80 - 220-240V / 11W - 1126 lm ≠ FIXT 304 lm - 3000K/CRI 80 - 220-240V / 11W - 1211 lm ≠ FIXT 325 lm - 4000K/CRI 80 - 220-240V

2700K

Non Dimmable

- F002A20A001.B
- F002A20A006.B
- F002A20A012.B
- F002A20A018.B
- F002A20A030.B
- F002A20A033.B
- F002A21A070.B
- F002A21A071.B

1-10V

- F002A20B001.B
- F002A20B006.B
- F002A20B012.B
- F002A20B018.B
- F002A20B030.B
- F002A20B033.B
- F002A21B070.B
- F002A21B071.B

Dali

- F002A20D001.B
- F002A20D006.B
- F002A20D012.B
- F002A20D018.B
- F002A20D030.B
- F002A20D033.B
- F002A21D070.B
- F002A21D071.B

3000K

Non Dimmable

- F002A30A001.B
- F002A30A006.B
- F002A30A012.B
- F002A30A018.B
- F002A30A030.B
- F002A30A033.B
- F002A31A070.B
- F002A31A071.B

1-10V

- F002A30B001.B
- F002A30B006.B
- F002A30B012.B
- F002A30B018.B
- F002A30B030.B
- F002A30B033.B
- F002A31B070.B
- F002A31B071.B

Dali

- F002A30D001.B
- F002A30D006.B
- F002A30D012.B
- F002A30D018.B
- F002A30D030.B
- F002A30D033.B
- F002A31D070.B
- F002A31D071.B

4000K

Non Dimmable

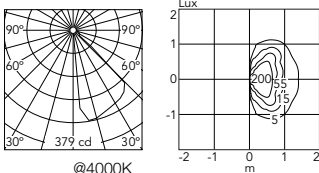
- F002A40A001.A
- F002A40A006.A
- F002A40A012.A
- F002A40A018.A
- F002A40A030.A
- F002A40A033.A
- F002A41A070.A
- F002A41A071.A

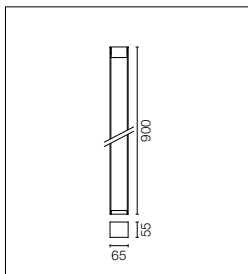
1-10V

- F002A40B001.A
- F002A40B006.A
- F002A40B012.A
- F002A40B018.A
- F002A40B030.A
- F002A40B033.A
- F002A41B070.A
- F002A41B071.A

Dali

- F002A40D001.A
- F002A40D006.A
- F002A40D012.A
- F002A40D018.A
- F002A40D030.A
- F002A40D033.A
- F002A41D070.A
- F002A41D071.A





Alimentazione elettrica 220-240V integrata. Gli accessori per installazione su superficie solida o per fissaggio al terreno sono da ordinare a parte.

Ogni apparecchio di illuminazione è dotato di un segmento di 1000 mm di cavo in uscita e un kit di cablaggio.

220-240V power supply integrated. Solid surface or ground installation accessories to be ordered separately. Each luminaire is equipped with 1000 mm lenght outgoing cable and a wiring kit.

Power Led: 11W - 1089 lm \neq FIXT 294 lm - 2700K/CRI 80 - 220-240V / 11W - 1126 lm \neq FIXT 304 lm - 3000K/CRI 80 - 220-240V / 11W - 1211 lm \neq FIXT 325 lm - 4000K/CRI 80 - 220-240V

2700K

Non Dimmable

- F002B20A001.B
- F002B20A006.B
- F002B20A012.B
- F002B20A018.B
- F002B20A030.B
- F002B20A033.B
- F002B21A070.B
- F002B21A071.B

1-10V

- F002B20B001.B
- F002B20B006.B
- F002B20B012.B
- F002B20B018.B
- F002B20B030.B
- F002B20B033.B
- F002B21B070.B
- F002B21B071.B

Dali

- F002B20D001.B
- F002B20D006.B
- F002B20D012.B
- F002B20D018.B
- F002B20D030.B
- F002B20D033.B
- F002B21D070.B
- F002B21D071.B

3000K

Non Dimmable

- F002B30A001.B
- F002B30A006.B
- F002B30A012.B
- F002B30A018.B
- F002B30A030.B
- F002B30A033.B
- F002B31A070.B
- F002B31A071.B

1-10V

- F002B30B001.B
- F002B30B006.B
- F002B30B012.B
- F002B30B018.B
- F002B30B030.B
- F002B30B033.B
- F002B31B070.B
- F002B31B071.B

Dali

- F002B30D001.B
- F002B30D006.B
- F002B30D012.B
- F002B30D018.B
- F002B30D030.B
- F002B30D033.B
- F002B31D070.B
- F002B31D071.B

4000K

Non Dimmable

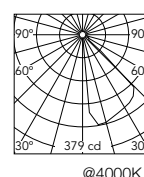
- F002B40A001.A
- F002B40A006.A
- F002B40A012.A
- F002B40A018.A
- F002B40A030.A
- F002B40A033.A
- F002B41A070.A
- F002B41A071.A

1-10V

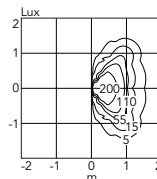
- F002B40B001.A
- F002B40B006.A
- F002B40B012.A
- F002B40B018.A
- F002B40B030.A
- F002B40B033.A
- F002B41B070.A
- F002B41B071.A

Dali






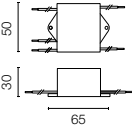
- F002B40D001.A
- F002B40D006.A
- F002B40D012.A
- F002B40D018.A
- F002B40D030.A
- F002B40D033.A
- F002B41D070.A
- F002B41D071.A



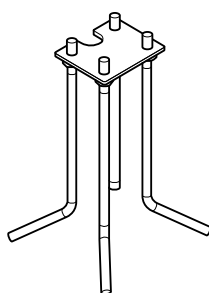
@4000K



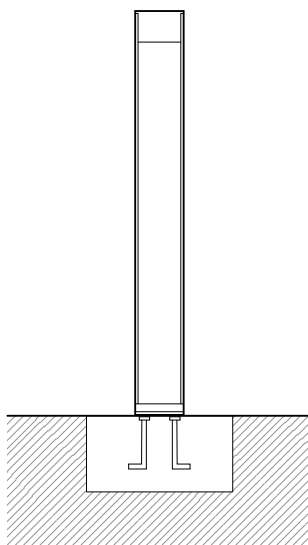
Klein Pro: Accessori / Accessories

Base di fissaggio per superfici solide.	Fixing base for solid surfaces.	<div><div></div> F002Z010001.A</div> <div><div></div> F002Z010006.A</div> <div><div></div> F002Z010012.A</div> <div><div></div> F002Z010018.A</div> <div><div></div> F002Z010030.A</div> <div><div></div> F002Z010033.A</div>	
Piastra di fissaggio a terra Minimal Klein Pro, 47x57xH160 mm.	Minimal Klein Pro ground fixation plate, 47x57xH160 mm.	F002Z030000.A	
Piastra di fissaggio a terra e tirafondi Klein Pro 85x85xH160mm.	Klein Pro base plate and fixing bolts 85x85xH160 mm.	F002Z020000	
Schermo estetico anodizzato.	Anodized aestetical pole screen.	<div>H 600 mm</div> <div><div></div> F002Z040070</div> <div><div></div> F002Z040071</div> <div><div></div> F002Z040073</div> <div>H 900 mm</div> <div><div></div> F002Z050070</div> <div><div></div> F002Z050071</div> <div><div></div> F002Z050073</div>	
Dispositivo di protezione per il sovraccarico. 240 Vac. Corrente massima di scarica 10KA (8/29us). Massima corrente operativa 5A. Adatto per la connessione in serie. IP66.	Surge protection device. 275Vac. Maximum discharge current 10KA (8/20us). Maximum operating current 5A. Suitable for series connection. IP66.	F990E00A000	<div></div> <div></div>

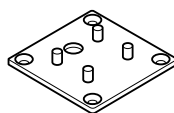
Option 1
Con tirafondi /
Fixing anchor bolts



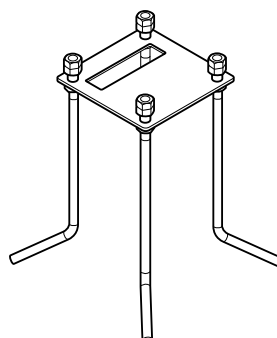
cod. F002Z030000.A



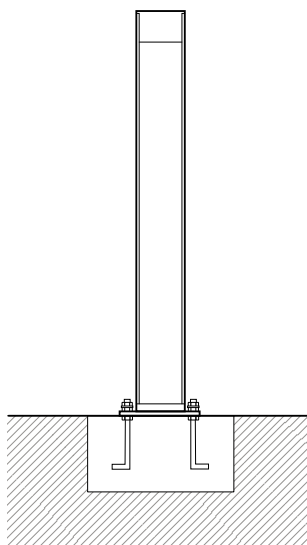
Option 2
Con base e tirafondi /
With base and fixing anchor bolts



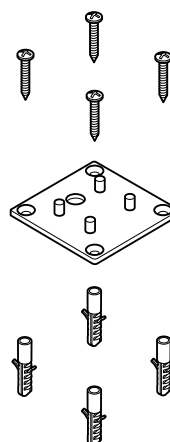
cod. F002Z0100.A



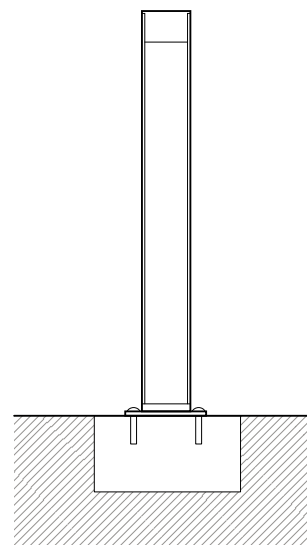
cod. F002Z020000



Option 3
Base per fissaggio con tasselli (non inclusi) /
With base for bolts (not included)



cod. F002Z0100.A



Zefiro







Famiglia / Family

Zefiro



Mid - Power Led

up to 14,5W
up to 1357 lm - 2700K/CRI 80
up to 1423 lm - 3000K/CRI 80
up to 1494 lm - 4000K/CRI 80
* Net lumen output

Colori / Colours



01 White



06 Grey



12 Forest Green



18 Deep Brown



30 Black



33 Anthracite

Bollard per esterno con sorgente luminosa a LED, disponibili in tre altezze. Struttura cilindrica del palo in alluminio estruso, testa dell'apparecchio in fusione di alluminio, diffusore in policarbonato trasparente e stabilizzato ai raggi UV.

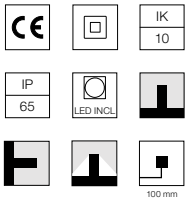
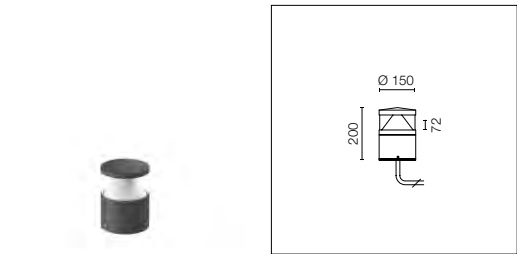
La sorgente luminosa integrata nella testa permette una emissione luminosa asimmetrica radiale direzionata verso il basso che combinata con il riflettore conico in alluminio verniciato permette il contenimento delle riflessioni dirette verso l'alto.

L'apparecchio è disponibile in differenti finiture con rivestimento a doppio strato di polveri e sottoposte a trattamento di conversione chimica superficiale per una elevata resistenza alla corrosione.

L'apparecchio può essere installato facilmente a terra su qualsiasi pavimento con tasselli, oppure utilizzando l'accessorio dedicato piastra di ancoraggio e tirafondi per rendere la base del prodotto totalmente solidale con la pavimentazione. Le viterie di fissaggio sono in acciaio inox AISI 316L.

Outdoor bollard with LED light source. Available in three heights. Cylindrical, extruded aluminium body, die-cast aluminium cap, polycarbonate, transparent and UV-stabilized diffuser. The light source integrated in the cap allows a radial and asymmetrical light emission oriented towards the base, which can be combined to the painted aluminium, conical reflector to contain the direct reflection upwards. Available in different finishes with a double layer coating and a chemical conversion surface treatment to guarantee high resistance to corrosion. The bollard can be easily installed on any kind of ground surface, directly with studs or through the dedicated fixing plate and bolts which solidly attach the luminaire to the ground. The fixing screws are made of AISI 316L stainless steel.

Zefiro 200



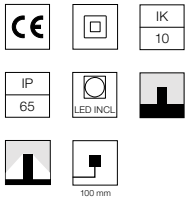
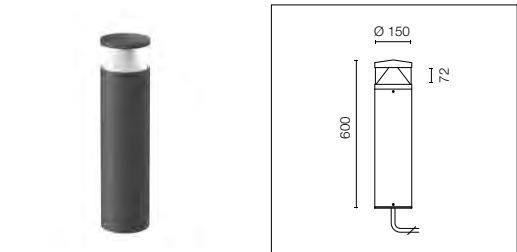
Sorgente a LED inclusa.
Alimentazione elettrica 220-240V
ON/ OFF e dimmerabile 1-10V o
DALI integrata. Dotato di spezzone
di cavo uscente in neoprene di
1m e di sistema di giunzione IP68
H2O Stop a 2 vie. Installabile su
qualsiasi pavimento per mezzo di
tasselli. Piastra di ancoraggio per
l'installazione in gettata da ordinare
separatamente.

LED source included. Integrated
electric power supply 220-240V ON/
OFF and adjustable light intensity
from 1 to 10V or DALI. Equipped
with a protruding, neoprene, one
meter cable and a 2-way IP68
H2O connection system. It can
be installed on any ground using
studs or a recessed fixing plate with
mortar, to be ordered separately.

Mid - Power Led: 14,5W - 1716 lm \neq OUTPUT 1357 lm - 2700K/CRI 80 - 220 \div 240V / 14,5W - 1845 lm \neq OUTPUT 1423 lm - 3000K/CRI 80 - 220 \div 240V / 14,5W - 1937 lm \neq OUTPUT 1494 lm - 4000K/CRI 80 - 220 \div 240V

2700K	3000K	4000K	
Non Dimmable	Non Dimmable	Non Dimmable	
<input type="radio"/> FA53201401	<input type="radio"/> FA53200301	<input type="radio"/> FA53200201	
<input type="radio"/> FA53201406	<input type="radio"/> FA53200306	<input type="radio"/> FA53200206	
<input type="radio"/> FA53201412	<input type="radio"/> FA53200312	<input type="radio"/> FA53200212	
<input type="radio"/> FA53201418	<input type="radio"/> FA53200318	<input type="radio"/> FA53200218	
<input type="radio"/> FA53201430	<input type="radio"/> FA53200330	<input type="radio"/> FA53200230	
<input type="radio"/> FA53201433	<input type="radio"/> FA53200333	<input type="radio"/> FA53200233	
1-10V	1-10V	1-10V	
<input type="radio"/> FA53201401-310	<input type="radio"/> FA53200301-310	<input type="radio"/> FA53200201-310	
<input type="radio"/> FA53201406-310	<input type="radio"/> FA53200306-310	<input type="radio"/> FA53200206-310	
<input type="radio"/> FA53201412-310	<input type="radio"/> FA53200312-310	<input type="radio"/> FA53200212-310	
<input type="radio"/> FA53201418-310	<input type="radio"/> FA53200318-310	<input type="radio"/> FA53200218-310	
<input type="radio"/> FA53201430-310	<input type="radio"/> FA53200330-310	<input type="radio"/> FA53200230-310	
<input type="radio"/> FA53201433-310	<input type="radio"/> FA53200333-310	<input type="radio"/> FA53200233-310	
Dali	Dali	Dali	
<input type="radio"/> FA53201401-300.A	<input type="radio"/> FA53200301-300.A	<input type="radio"/> FA53200201-300.A	
<input type="radio"/> FA53201406-300.A	<input type="radio"/> FA53200306-300.A	<input type="radio"/> FA53200206-300.A	
<input type="radio"/> FA53201412-300.A	<input type="radio"/> FA53200312-300.A	<input type="radio"/> FA53200212-300.A	
<input type="radio"/> FA53201418-300.A	<input type="radio"/> FA53200318-300.A	<input type="radio"/> FA53200218-300.A	
<input type="radio"/> FA53201430-300.A	<input type="radio"/> FA53200330-300.A	<input type="radio"/> FA53200230-300.A	
<input type="radio"/> FA53201433-300.A	<input type="radio"/> FA53200333-300.A	<input type="radio"/> FA53200233-300.A	

Zefiro 600

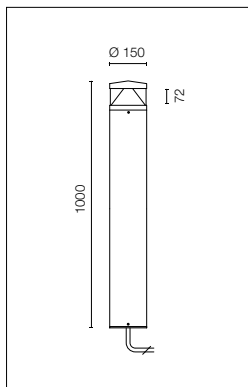


Sorgente a LED inclusa.
Alimentazione elettrica 220-240V
ON/ OFF e dimmerabile 1-10V o
DALI integrata. Dotato di spezzone
di cavo uscente in neoprene di
1m e di sistema di giunzione IP68
H2O Stop a 2 vie. Installabile su
qualsiasi pavimento per mezzo di
tasselli. Piastra di ancoraggio per
l'installazione in gettata da
ordinare separatamente.
Versione Mid-night a richiesta.

LED source included. Integrated
electric power supply 220-240V
ON/OFF and adjustable light
intensity from 1 to 10V or DALI.
Equipped with a protruding,
neoprene, one meter cable and
a 2-way IP68 H2O connection
system. It can be installed on any
ground using studs or a recessed
fixing plate with mortar, to be
ordered separately.
Mid-Night version available upon
request.

Mid - Power Led: 14,5W - 1716 lm \neq OUTPUT 1357 lm - 2700K/CRI 80 - 220 \div 240V / 14,5W - 1845 lm \neq OUTPUT 1423 lm - 2700K/CRI 80 - 220 \div 240V / 14,5W - 1937 lm \neq OUTPUT 1494 lm - 4000K/CRI 80 - 220 \div 240V

2700K	3000K	4000K	
Non Dimmable	Non Dimmable	Non Dimmable	
<input type="radio"/> FA53201701	<input type="radio"/> FA53200601	<input type="radio"/> FA53200501	
<input type="radio"/> FA53201706	<input type="radio"/> FA53200606	<input type="radio"/> FA53200506	
<input type="radio"/> FA53201712	<input type="radio"/> FA53200612	<input type="radio"/> FA53200512	
<input type="radio"/> FA53201718	<input type="radio"/> FA53200618	<input type="radio"/> FA53200518	
<input type="radio"/> FA53201730	<input type="radio"/> FA53200630	<input type="radio"/> FA53200530	
<input type="radio"/> FA53201733	<input type="radio"/> FA53200633	<input type="radio"/> FA53200533	
1-10V	1-10V	1-10V	
<input type="radio"/> FA53201701-310	<input type="radio"/> FA53200601-310	<input type="radio"/> FA53200501-310	
<input type="radio"/> FA53201706-310	<input type="radio"/> FA53200606-310	<input type="radio"/> FA53200506-310	
<input type="radio"/> FA53201712-310	<input type="radio"/> FA53200612-310	<input type="radio"/> FA53200512-310	
<input type="radio"/> FA53201718-310	<input type="radio"/> FA53200618-310	<input type="radio"/> FA53200518-310	
<input type="radio"/> FA53201730-310	<input type="radio"/> FA53200630-310	<input type="radio"/> FA53200530-310	
<input type="radio"/> FA53201733-310	<input type="radio"/> FA53200633-310	<input type="radio"/> FA53200533-310	
Dali	Dali	Dali	
<input type="radio"/> FA53201701-300.A	<input type="radio"/> FA53200601-300.A	<input type="radio"/> FA53200501-300.A	
<input type="radio"/> FA53201706-300.A	<input type="radio"/> FA53200606-300.A	<input type="radio"/> FA53200506-300.A	
<input type="radio"/> FA53201712-300.A	<input type="radio"/> FA53200612-300.A	<input type="radio"/> FA53200512-300.A	
<input type="radio"/> FA53201718-300.A	<input type="radio"/> FA53200618-300.A	<input type="radio"/> FA53200518-300.A	
<input type="radio"/> FA53201730-300.A	<input type="radio"/> FA53200630-300.A	<input type="radio"/> FA53200530-300.A	
<input type="radio"/> FA53201733-300.A	<input type="radio"/> FA53200633-300.A	<input type="radio"/> FA53200533-300.A	



Sorgente a LED inclusa.
Alimentazione elettrica 220-240V
ON/ OFF e dimmerabile 1-10V o
DALI integrata. Dotato di spezzone
di cavo uscente in neoprene di
1m e di sistema di giunzione IP68
H2O Stop a 2 vie. Installabile su
qualsiasi pavimento per mezzo di
tasselli. Piastra di ancoraggio per
l'installazione in gettata da ordinare
separatamente.
Versione Mid-night a richiesta.

LED source included. Integrated
electric power supply 220-240V ON/
OFF and adjustable light intensity
from 1 to 10V or DALI. Equipped
with a protruding, neoprene, one
meter cable and a 2-way IP68
H2O connection system. It can
be installed on any ground using
studs or a recessed fixing plate with
mortar, to be ordered separately.
Mid-Night version available upon
request.

Mid - Power Led: 14,5W - 1716 lm \neq OUTPUT 1357 lm - 2700K/CRI 80 - 220÷240V / 14,5W - 1845 lm \neq OUTPUT 1423 lm - 2700K/CRI 80 - 220÷240V / 14,5W - 1937 lm \neq OUTPUT 1494 lm - 4000K/CRI 80 - 220÷240V

2700K

Non Dimmable

- FA53202001
- FA53202006
- FA53202012
- FA53202018
- FA53202030
- FA53202033

1-10V

- FA53202001-310
- FA53202006-310
- FA53202012-310
- FA53202018-310
- FA53202030-310
- FA53202033-310

Dali

- FA53202001-300.A
- FA53202006-300.A
- FA53202012-300.A
- FA53202018-300.A
- FA53202030-300.A
- FA53202033-300.A

3000K

Non Dimmable

- FA53200901
- FA53200906
- FA53200912
- FA53200918
- FA53200930
- FA53200933

1-10V

- FA53200901-310
- FA53200906-310
- FA53200912-310
- FA53200918-310
- FA53200930-310
- FA53200933-310

Dali

- FA53200901-300.A
- FA53200906-300.A
- FA53200912-300.A
- FA53200918-300.A
- FA53200930-300.A
- FA53200933-300.A

4000K

Non Dimmable

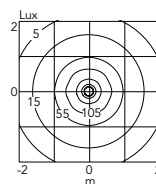
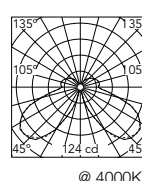
- FA53200801
- FA53200806
- FA53200812
- FA53200818
- FA53200830
- FA53200833


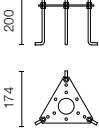

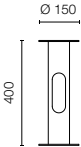

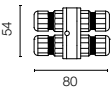

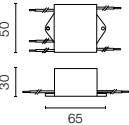
1-10V

- FA53200801-310
- FA53200806-310
- FA53200812-310
- FA53200818-310
- FA53200830-310
- FA53200833-310

Dali

- FA53200801-300.A
- FA53200806-300.A
- FA53200812-300.A
- FA53200818-300.A
- FA53200830-300.A
- FA53200833-300.A



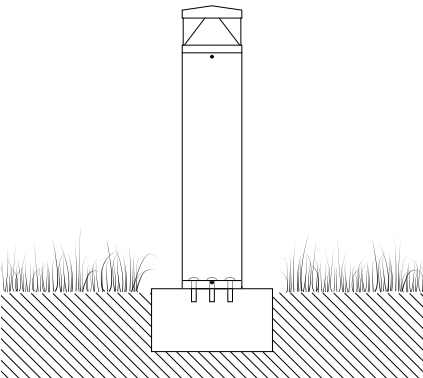
Piastra tirafondi.	Base plate with bolt.	FA21		
Base di fissaggio a terra ad alta resistenza.	High resistance in-ground box for installation	FA185.A		
Sistema di giunzione IP68 H ₂ O Stop anti-condensa a 3/4 vie 4 poli. (ø5,5÷12mm cavo).	3/4 way terminal block 4 poles IP68 H ₂ O Stop. (ø5,5÷12mm cable).	F990C010000		
Dispositivo di protezione per il sovraccarico. 275Vac. Corrente massima di scarica 10KA (8/29µs). Massima corrente operativa 5A. Adatto per la connessione in serie. IP66.	Surge protection device. 275Vac. Maximum discharge current 10KA (8/20µs). Maximum operating current 5A. Suitable for series connection. IP66.	F990E00A000		

Metodo di fissaggio corretto

Paletto fissato su un plinto in cemento + viti di fissaggio idonee.

Correct Fixing Method

Bollard fixed on plinth + plug.

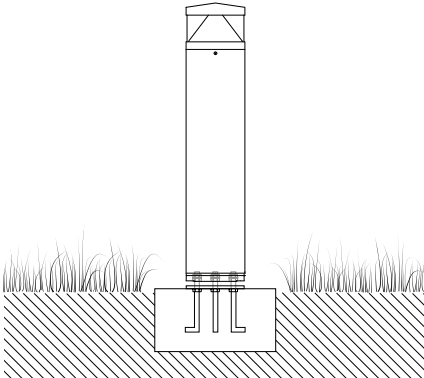


Metodo di fissaggio corretto

Paletto fissato su un piccolo in cemento + piastra di ancoraggio e tirafondi.

Correct Fixing Method

Bollard fixed on plinth + fixing bolts.

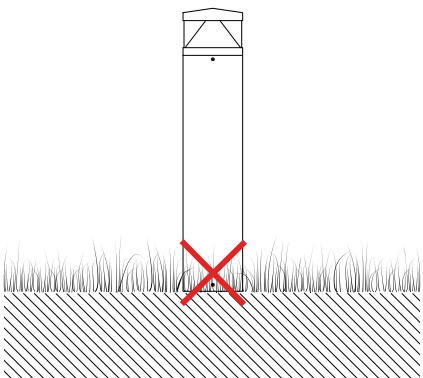


Metodo di fissaggio non corretto

Non fissare il paletto direttamente sul terreno.

Incorrect Fixing Method

Do not fix the bollard directly on the ground.



I-Ron







Famiglia / Family

I-Ron



Power Led
up to 9W
up to 391 lm - 2700K/CRI 80
up to 420 lm - 3000K/CRI 80
up to 448 lm - 4000K/CRI 80
2200K available on request.


Colori / Colours

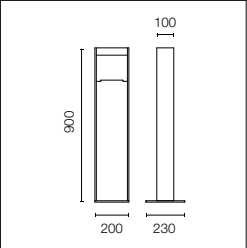





90 Zinc




Bollard per esterno con struttura composta da una trave IPE con profilo ad H in acciaio zincato ad immersione a caldo ad alta resistenza alla corrosione. Grazie al particolare design, l'apparecchio è utilizzabile anche come dissuasore architettonico fisso. La sorgente luminosa a LED in posizione arretrata è protetta da un diffusore posizionato nella parte superiore della barra, composto da un contenitore di materiale plastico con copertura zincata. Le componenti elettriche sono alloggiare nel retro dell'apparecchio. L'apparecchio può essere installato facilmente a terra su qualsiasi pavimento con tasselli, oppure utilizzando l'accessorio dedicato piastra di ancoraggio e tirafondi per rendere la base del prodotto totalmente solidale con la pavimentazione. Le viterie di fissaggio sono in acciaio inox AISI 316L.




Outdoor bollard with hot-dip zinc-coated IPE steel bar H-frame structure for high resistance to corrosion. Thanks to its unique design, the fixture can also be used as a fixed architectural bollard. The LED light source is located at the back of the fixture and is protected by a plastic diffuser covered by zinc, which is located on the upper part of the bar. The electric components are located at the back of the luminaire. The bollard can be easily installed on any kind of ground surface, directly with studs or through the dedicated fixing plate and bolts which solidly attach the luminaire to the ground. The fixing screws are made of AISI 316L stainless steel.











Sorgente luminosa a LED inclusa. Alimentazione elettrica 220-240V ON/ OFF integrata. Dotato di due pressacavi per cavi 8mm< ϕ <13mm per connessione entra-esce. Installabile su qualsiasi pavimento per mezzo di tasselli. Piastra di ancoraggio per l'installazione in gettata da ordinare separatamente.

LED source included. Integrated electric power supply 220-240V ON/OFF. Equipped with two rubber cable guides (8< ϕ <13mm cables) for inlet-outlet connections. It can be installed on any ground using studs or a recessed fixing plate with mortar, to be ordered separately.

2200K disponibile su richiesta.

2200K available on request.

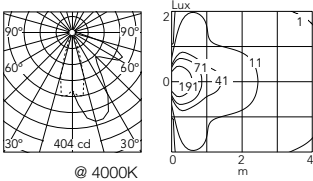
Power Led: 9W - 1011 lm \neq OUTPUT 391 lm - 2700K/CRI 80 - 220-240V / 9W - 1087 lm \neq OUTPUT 420 lm - 3000K/CRI 80 - 220-240V / 9W - 1162 lm \neq OUTPUT 448 lm - 4000K/CRI 80 - 220-240V

- 2700K**

 - FA1041060090
- 3000K**

 - FA1041040090
- 4000K**

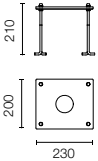
 - FA1041970090



Piastra tirafondi.

Base plate with bolt.

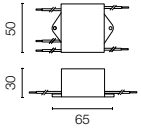
FA109



Dispositivo di protezione per il sovraccarico. 275 Vac. Corrente massima di scarica 10KA (8/29us). Massima corrente operativa 5A. Adatto per la connessione in serie. IP66.

Surge protection device. 275Vac. Maximum discharge current 10KA (8/20us). Maximum operating current 5A. Suitable for series connection. IP66.

F990E00A000

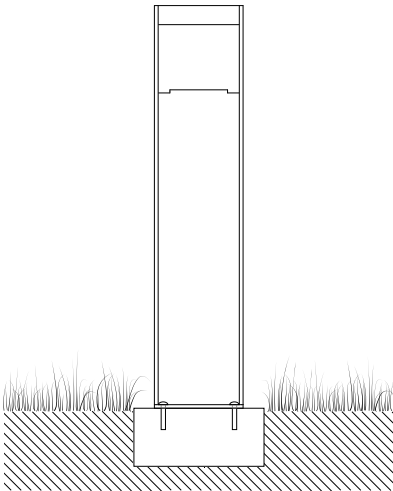


Metodo di fissaggio corretto

Paletto fissato su un pinto in cemento + viti di fissaggio idonee.

Correct Fixing Method

Bollard fixed on plinth + plug.

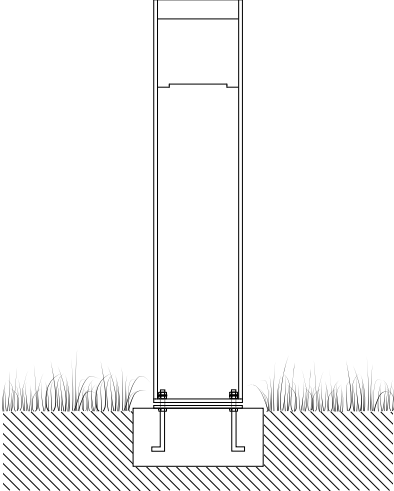


Metodo di fissaggio corretto

Paletto fissato su un piccolo in cemento + piastra di ancoraggio e tirafondi.

Correct Fixing Method

Bollard fixed on plinth + fixing bolts.

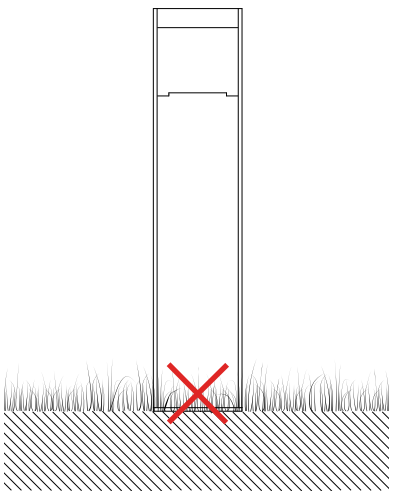


Metodo di fissaggio non corretto

Non fissare il paletto direttamente sul terreno.


Incorrect Fixing Method

Do not fix the bollard directly on the ground.



Talia








Famiglia / Family


Talia 360



Low - Power Led
up to 4W
up to 73 lm - 2700K/CRI 80
up to 73 lm - 3000K/CRI 80
up to 73 lm - 4000K/CRI 80
* Net lumen output

Low - Power Led
up to 7W
up to 2x73 lm - 2700K/CRI 80
up to 2x73 lm - 3000K/CRI 80
up to 2x73 lm - 4000K/CRI 80
* Net lumen output

Talia 560



Low - Power Led
up to 6W
up to 123 lm - 2700K/CRI 80
up to 123 lm - 3000K/CRI 80
up to 123 lm - 4000K/CRI 80
* Net lumen output

Low - Power Led
up to 11W
up to 2x123 lm - 2700K/CRI 80
up to 2x123 lm - 3000K/CRI 80
up to 2x123 lm - 4000K/CRI 80
* Net lumen output

Colori / Colours



01 White



06 Grey



12 Forest Green



18 Deep Brown



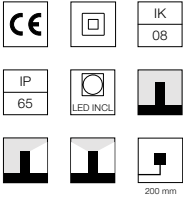
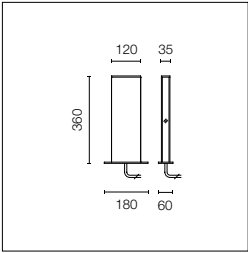
30 Black



33 Anthracite

Bollard per esterno equipaggiato con sorgente luminosa a LED. Disponibile in due altezze, declinate con emissione luminosa monodirezionale o bidirezionale. Struttura in alluminio estruso, testa dell'apparecchio in fusione di alluminio, diffusore in policarbonato opale e stabilizzato ai raggi UV. Il modulo led lineare è alloggiato in un cilindro di protezione sigillato in policarbonato trasparente con valvola di compensazione. Disponibile in differenti finiture con rivestimento a doppio strato di polveri e sottoposte a trattamento di conversione chimica superficiale per una elevata resistenza alla corrosione. L'apparecchio può essere installato facilmente a terra su qualsiasi pavimento con tasselli, oppure utilizzando l'accessorio dedicato piastra di ancoraggio e tirafondi per rendere la base del prodotto totalmente solidale con la pavimentazione. Le viterie di fissaggio del paletto sono in acciaio inox AISI 316L.

Outdoor bollard with LED light source. Available in two heights and monodirectional or bidirectional light emission. Extruded aluminium body. Die-cast aluminium cap. UV-stabilized, opal polycarbonate diffuser. The linear LED module is housed in a sealed transparent polycarbonate cylinder with compensation valve. Available in different finishes with a double layer coating and a chemical conversion surface treatment to guarantee high resistance to corrosion. The bollard can be easily installed on any kind of ground surface, directly with studs or through the dedicated fixing plate and bolts which solidly attach the luminaire to the ground. The fixing screws are made of AISI 316L stainless steel.



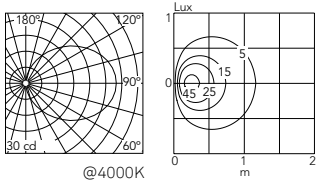
Sorgente luminosa a LED inclusa. Alimentazione elettrica 220-240V ON/ OFF integrata. Dotato di spezzone di cavo uscente in neoprene di circa 200 mm e kit con connettori crimp e guaina termorestringente adesiva per connessione a tenuta stagna. Installabile su qualsiasi pavimento per mezzo di tasselli. Piastra di ancoraggio per l'installazione in gettata da ordinare separatamente.

LED source included. Integrated electric power supply 220-240V ON/OFF. The luminaire is equipped with a protruding, neoprene, two meter cable and a wiring kit with crimp connectors and adhesive heat-shrink tubing guaranteeing the water tightness of the connection. It can be installed on any ground using studs or a recessed fixing plate with mortar, to be ordered separately.

Single Emission

Power Led: 4W - 216 lm ≠ OUTPUT 73 lm - 2700K/CRI 80 - 220÷240V / 4W - 216 lm ≠ OUTPUT 73 lm - 3000K / CRI 80 - 220÷240V / 4W - 216 lm ≠ OUTPUT 73 lm - 4000K/CRI 80 - 220÷240V

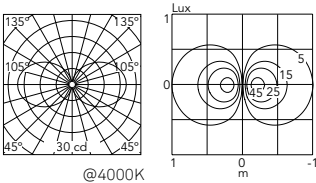
- | 2700K | 3000K | 4000K |
|--------------|--------------|--------------|
| ○ FA50320601 | ○ FA50300601 | ○ FA50301101 |
| ● FA50320606 | ● FA50300606 | ● FA50301106 |
| ● FA50320612 | ● FA50300612 | ● FA50301112 |
| ● FA50320618 | ● FA50300618 | ● FA50301118 |
| ● FA50320630 | ● FA50300630 | ● FA50301130 |
| ● FA50320633 | ● FA50300633 | ● FA50301133 |

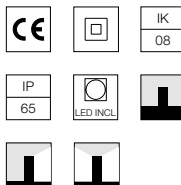
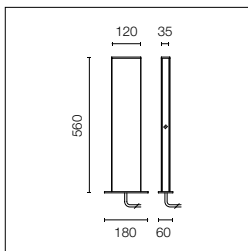


Double Emission

Power Led: 7W - 2x216 lm ≠ OUTPUT 2x73 lm - 2700K/CRI 80 - 220÷240V / 7W - 2x216 lm ≠ OUTPUT 2x73 lm - 4000K/CRI 80 - 220÷240V / 7W - 2x216 lm ≠ OUTPUT 2x73 lm - 4000K/CRI 80 - 220÷240V

- | 2700K | 3000K | 4000K |
|--------------|--------------|--------------|
| ○ FA50320801 | ○ FA50300801 | ○ FA50301201 |
| ● FA50320806 | ● FA50300806 | ● FA50301206 |
| ● FA50320812 | ● FA50300812 | ● FA50301212 |
| ● FA50320818 | ● FA50300818 | ● FA50301218 |
| ● FA50320830 | ● FA50300830 | ● FA50301230 |
| ● FA50320833 | ● FA50300833 | ● FA50301233 |





Sorgente luminosa a LED inclusa. Alimentazione elettrica 220-240V ON/ OFF integrata. Dotato di spezzone di cavo uscente in neoprene di circa 200 mm e kit con connettori crimp e guaina termorestringente adesiva per connessione a tenuta stagna. Installabile su qualsiasi pavimento per mezzo di tasselli. Piastra di ancoraggio per l'installazione in gettata da ordinare separatamente.

LED source included. Integrated electric power supply 220-240V ON/OFF. The luminaire is equipped with a protruding, neoprene, two meter cable and a wiring kit with crimp connectors and adhesive heat-shrink tubing guaranteeing the water tightness of the connection. It can be installed on any ground using studs or a recessed fixing plate with mortar, to be ordered separately.

Single Emission

Power Led: 6W - 360 lm ≠ OUTPUT 123 lm - 2700K/CRI 80 - 220÷240V / 6W - 360 lm ≠ OUTPUT 123 lm - 3000K/CRI 80 - 220÷240V / 6W - 360 lm ≠ OUTPUT 123 lm - 4000K/CRI 80 - 220÷240V

2700K

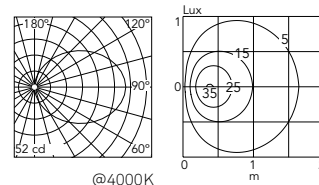
- FA50320201
- FA50320206
- FA50320212
- FA50320218
- FA50320230
- FA50320233

3000K

- FA50300201
- FA50300206
- FA50300212
- FA50300218
- FA50300230
- FA50300233

4000K

- FA50300901
- FA50300906
- FA50300912
- FA50300918
- FA50300930
- FA50300933



Double Emission

Power Led: 11W - 2x360 lm ≠ OUTPUT 2x123 lm - 2700K/CRI 80 - 220÷240V / 11W - 2x360 lm ≠ OUTPUT 2x123 lm - 3000K/CRI 80 - 220÷240V / 11W - 2x360 lm ≠ OUTPUT 2x123 lm - 4000K/CRI 80 - 220÷240V

2700K

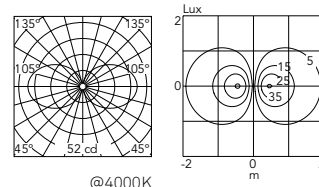
- FA50320401
- FA50320406
- FA50320412
- FA50320418
- FA50320430
- FA50320433


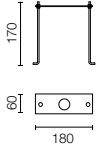

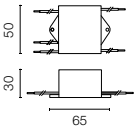

3000K

- FA50300401
- FA50300406
- FA50300412
- FA50300418
- FA50300430
- FA50300433

4000K

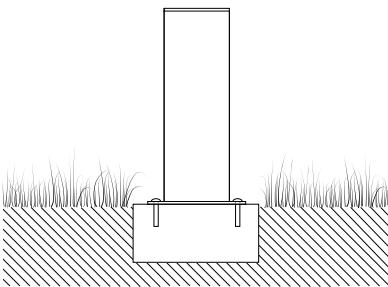
- FA50301001
- FA50301006
- FA50301012
- FA50301018
- FA50301030
- FA50301033



Piastra tirafondi.	Base plate with bolt.	FA139		
Dispositivo di protezione per il sovraccarico. 275Vac. Corrente massima di scarica 10KA (8/29µs). Massima corrente operativa 5A. Adatto per la connessione in serie. IP66.	Surge protection device. 275Vac. Maximum discharge current 10KA (8/20µs). Maximum operating current 5A. Suitable for series connection. IP66.	F990E00A000		
Sistema di giunzione IP68 a 2 vie 4 poli. (ø7÷12mm cavo).	2 way terminal block 4 poles IP68. (ø7÷12mm cable).	F990C040000		

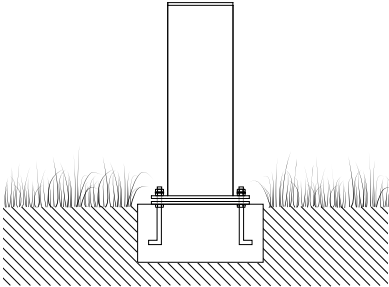
Metodo di fissaggio corretto
Paletto fissato su un plinto in cemento + viti di fissaggio idonee.

Correct Fixing Method
Bollard fixed on plinth + plug.



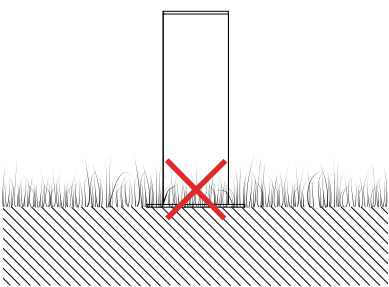
Metodo di fissaggio corretto
Paletto fissato su un piccolo in cemento + piastra di ancoraggio e tirafondi.

Correct Fixing Method
Bollard fixed on plinth + fixing bolts.



Metodo di fissaggio non corretto
Non fissare il paletto direttamente sul terreno.

Incorrect Fixing Method
Do not fix the bollard directly on the ground.



Real Matter

Designed by Piero Lissoni





Real Matter



Real Matter



Low - Power Led

3W
71 lm - 2700K/CRI 80
82 lm - 3000K/CRI 80
2200K available on request.

Colori / Colours



44 Brushed Gold



47 Brushed Bronze



55 Brushed Stainless Steel



66 Polished Copper

Apparecchio da esterni per installazione a incasso a parete con fonte di luce a LED.

Corpo in acciaio inox AISI 316L trattato con processo PVD (Physical Vapour Deposition). Grazie a questo innovativo trattamento, dopo il processo di lucidatura o spazzolatura secondo la finitura scelta, le superfici del Real Matter sono ricoperte da un sottile film di metalli come zirconio e titanio che, combinandosi con l'acciaio a livello molecolare, ne aumentano le caratteristiche di resistenza sia meccanica che agli agenti atmosferici, permettendo la realizzazione di finiture pregiate e durevoli.

Diffusore in policarbonato stabilizzato ai raggi UV.

L'apparecchio è fornito con due cavi di alimentazione uscenti L 200mm e con un kit per la connessione a tenuta IP. È necessario utilizzare una cassaforma, da ordinare separatamente.

L'alimentatore elettrico a 24V può essere installato in remoto o alloggiato posteriormente all'apparecchio nella cassaforma.

Prodotto in 3 differenti versioni in base alla modalità di installazione:

- in muratura o in cemento con apposita cassaforma da incasso.
- in parete di cartongesso con apposite molle.
- in muratura o in cemento senza cassaforma da incasso: l'apparecchio viene incollato direttamente sulla superficie.

Luminaire for outdoor use for built-in installation on the wall with LED light source.

Body made of stainless steel AISI 316L treated with the PVD process (Physical Vapour Deposition). Thanks to this innovative treatment, after the polishing or brushing process, according to the finishing choice, the surfaces of Real Matter are coated with a thin film of metals such as zirconium and titanium which, combining with the steel at the molecular level, increase the characteristics of resistance to both mechanical and to atmospheric agents, allowing the realization of elegant and durable finishings.

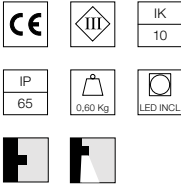
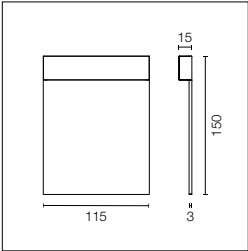
UV-stabilized polycarbonate diffuser.

The luminaire is provided with two L 200 mm length outgoing power cables and with a kit for the hermetic IP connection. It is necessary to use an installation box, to be ordered separately.

24V power supply may be installed remotely or housed at the back of the luminaire in the box for installation.

3 version available select the model suitable for your type of installation:

- in concrete surface with recessed box to.
- in plasterboard surface supplied with springs.
- on solid surface no recessed box needed, the fixtures is directly glued on the surface.



Alimentazione elettrica remota 24V da ordinare separatamente. Apparecchio fornito con due cavi di alimentazione da 200 mm e kit per la connessione IP. Prodotto in 3 differenti versioni; ordinare il codice corretto in base alla modalità di installazione:

- in muratura o in cemento con apposita cassaforma da incasso da ordinare separatamente.
- in parete di cartongesso con apposite molle incluse (per contropareti spessore min 5 mm- max 20 mm).
- in muratura o in cemento senza cassaforma da incasso: l'apparecchio viene incollato direttamente sulla superficie (collante da scegliere a cura dell'installatore in base al materiale su cui andrà installato l'apparecchio).

Remote power supply 24V to be ordered separately. The fixture is prewired with 200mm cable and an IP connection kit. 3 version available (select the model suitable for your type of installation):

- in concrete surface with recessed box to be ordered separately.
- in plasterboard surface (surface thickness min 5mm- max20mm) model supplied with springs.
- on solid surface no recessed box needed, the fixtures is directly glued on the surface (type of gluing to be select by the operator based on the type of surface).

2200K disponibile su richiesta.

2200K available on request.

Low-Power Led: 3W - 180 lm ≠ FIXT 71 lm - 2700K/CRI 80 - 24V / 3W - 200 lm ≠ FIXT 82 lm - 3000K/CRI 80 - 24V

2700K

Installazione in muratura con cassaforma/
Installation in masonry with box for installation

- F5960044
- F5960047
- F5960055
- F5960066

3000K

- F5961044
- F5961047
- F5961055
- F5961066

Installazione in parete di cartongesso (min 5mm - max 20mm)/
Installation in plasterboard wall

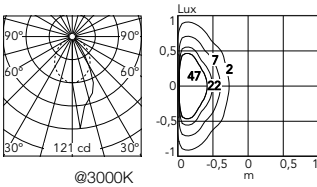
- F5980044
- F5980047
- F5980055
- F5980066

- F5981044
- F5981047
- F5981055
- F5981066

Installazione in muratura senza cassaforma/
Installation in masonry without box for installation

- F5970044
- F5970047
- F5970055
- F5970066

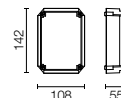
- F5971044
- F5971047
- F5971055
- F5971066



Cassaforma per muratura o
parete in cemento.

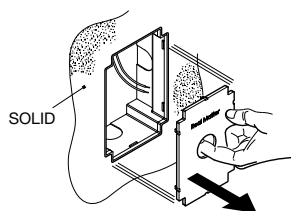
Box for installation for
masonry or concrete wall.

F5962000



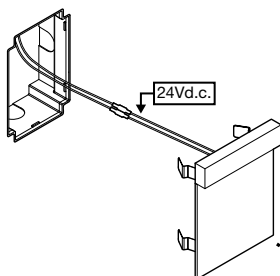
Installazione in Muratura con Cassaforma / Installation in Masonry with Box for Installation

cassaforma a filo parete
flush with the installation surface



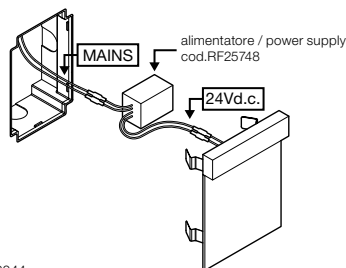
cassaforma / box for installation
cod.F5962000

cablaggio con alimentatore remoto
wiring with remote power supply

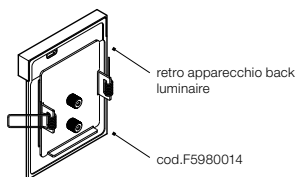
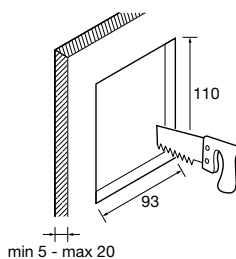


cod.F5960044

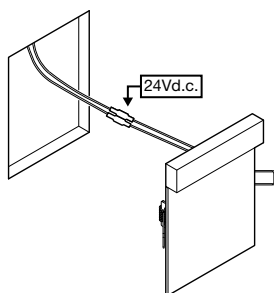
opzionale / optional
cablaggio con alimentatore / wiring with power supply
cod.RF25748



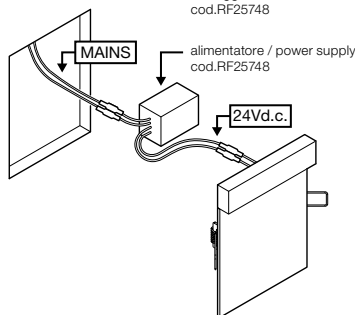
Installazione in Parete di Cartongesso / Installation in Plasterboard Wall



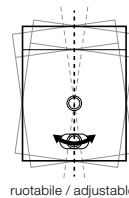
cablaggio con alimentatore remoto wiring
with remote power supply



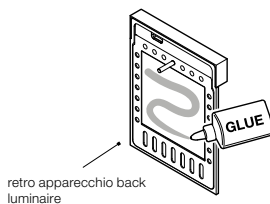
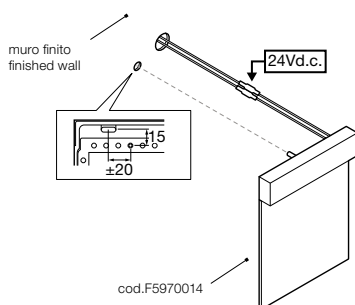
opzionale / optional
cablaggio con alimentatore / wiring with power supply
cod.RF25748



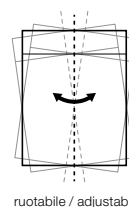
posizione corretta schermo
cover correct positioning




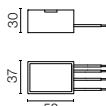

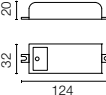

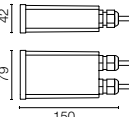

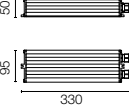

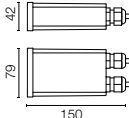

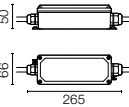

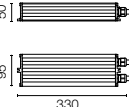
Installazione in Muratura senza Cassaforma / Installation in Masonry without Box for Installation



posizione corretta schermo
cover correct positioning




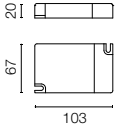

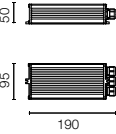
Real Matter: Driver / Drivers

Alimentatore 24Vdc 8W / 110-240V IP65 Classe II selv.	Power supply 24Vdc 8W / 110-240V IP65 Class II selv.	*RF25748		
Può essere alloggiato nella cassaforma F5962000.	It can be housed in installation box F5962000.			
Alimentatore per installazione remota 24Vdc 10W / 110-240V IP20 Classe II selv.	Power supply for remote installation 24Vdc 10W / 110-240V IP20 Class II selv.	*RF25747		
Alimentatore per installazione remota 24Vdc 20W / 220-240V IP67 Classe II selv.	Power supply for remote installation 24Vdc 20W / 220-240V IP67 Class II selv.	*RF25752		
Alimentatore per installazione remota 24Vdc 50W / 120-240V IP67 Classe II selv.	Power supply for remote installation 24Vdc 50W / 120-240V IP67 Class II selv.	*RF25755		
Alimentatore 24Vdc 35W / 120-270V IP67 Classe II selv.	Power supply 24Vdc 35W / 120-270V IP67 Class II selv.	*F990B23AZ00		
Alimentatore per installazione remota 24Vdc 70W / 220-240V IP67 Classe II selv.	Power supply for remote installation 24Vdc 70W / 220-240V IP67 Class II selv.	*RF25749		
Alimentatore per installazione remota 24Vdc 96W / 120-240V IP67 Classe II selv.	Power supply for remote installation 24Vdc 96W / 120-240V IP67 Class II selv.	*RF25756		

* Numero massimo di apparecchi per alimentatore / Maximum number of luminaires per power supply.

Numero massimo di apparecchi per alimentatore (Vin220÷240). Dati indicativi da verificare con le specifiche condizioni di installazione.	Maximum number of luminaires per power supply. (220÷240 V). These data must be checked taking into account the specific installation conditions.	Acc. RF25748	2
		Acc. RF25747	3
		Acc. RF25757	3
		Acc. RF25752	5
		Acc. F990B23AZ00	9
		Acc. RF25755	13
		Acc. RF25749	19
		Acc. RF25756	27

Real Matter: Driver / Drivers

Alimentatore per installazione remota 24Vdc 17W / 110-240V (15W@110V) IP20 Classe II selv.	Power supply for remote installation 24Vdc 17W / 110-240V (15W@110V) IP20 Class II selv.	*RF25750 Dimmable 1-10V		
Alimentatore per installazione remota 24Vdc 20W / 110-240Vdc (15W@110V) IP67 Classe II selv.	Power supply for remote installation 24Vdc 20W / 110-240Vdc (15W@110V) IP67 Class II selv.	*RF26387.A Dimmable DALI		


* Numero massimo di apparecchi per alimentatore / Maximum number of luminaires per power supply.

Numero massimo di apparecchi per alimentatore (Vin220÷240). Dati indicativi da verificare con le specifiche condizioni di installazione.	Maximum number of luminaires per power supply. (220÷240 V). These data must be checked taking into account the specific installation conditions.	Acc. RF25750	4
		Acc. RF26387.A	5

My Way

Designed by Piero Lissoni







Famiglia / Family

My Way 110 x 100



Mid - Power Led
5W
188 lm - 2700K/CRI 80
211 lm - 3000K/CRI 80
221 lm - 4000K/CRI 80

My Way 110 x 200



Mid - Power Led
13W
657 lm - 2700K/CRI 80
763 lm - 3000K/CRI 80
801 lm - 4000K/CRI 80

My Way 210 x 200



Mid - Power Led
13W
669 lm - 2700K/CRI 80
777 lm - 3000K/CRI 80
817 lm - 4000K/CRI 80

Colori / Colours



01 White



06 Grey



12 Forest Green



18 Deep Brown



30 Black



33 Anthracite

Apparecchio da esterni per installazione a incasso a parete con fonte di luce a LED.

Corpo in alluminio pressofuso EN AB-47100 (a basso contenuto di rame).

Rivestimento ad alta resistenza: dopo un trattamento di sabbiatura di tutti i componenti per rendere la superficie porosa e garantire una maggiore adesione della vernice, è applicato il rivestimento esterno con un doppio strato con polveri secondo lo standard QUALICOAT. Il primo strato di polvere epossidica dà resistenza chimica e meccanica, il secondo strato di finitura di polvere poliestere assicura resistenza ai raggi UV ed agli agenti atmosferici.

Le superfici verniciate sono trattate con lavaggi alcalini e acidi, risciacquate con acqua demineralizzata e sottoposte a un trattamento di conversione chimica per proteggere contro l'ossidazione.

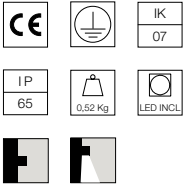
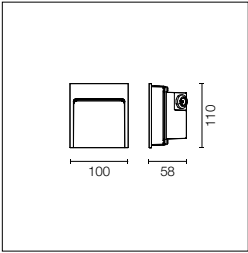
Diffusore in polycarbonato satinato, stabilizzato ai raggi UV, incollato alla testa del prodotto per garantire la tenuta all'acqua.

Luminaire for outdoor use for built-in installation on the wall with LED light source.

Aluminum die-cast body EN AB-47100 (low copper content). High-resistance coating: after a sandblasting treatment of all components to make the surface porous and ensure a greater adhesion of the paint, the external coating is applied with a double layer with epoxy powders according to the QUALICOAT standard. The first layer of epoxy powder gives chemical and mechanical resistance, the second finishing layer of polyester powder ensures resistance to UV rays and atmospheric agents.

The painted surfaces are treated with alkaline and acidic washes, then rinsed with demineralized water, subjected to a chemical conversion treatment to protect against oxidation. Frosted polycarbonate diffuser, UV-stabilised, glued to the head of the product to ensure a watertight seal.

My Way 110x100



Alimentazione elettrica
110/240V integrata. Dotata di
uno spezzone di cavo uscente
in neoprene di 120 mm e
sistema di connessione su cavo
IP67.
Versione dimmerabile a
richiesta.

Integrated 110/240V power
supply. Supplied with a 120 mm
length outgoing neoprene cable
and IP67 cable connection
system.
Dimmable version on request.

Mid-Power Led: 5W - 421 lm ≠ FIXT 188 lm - 2700K/CRI 80 - 100-240V / 5W - 490 lm ≠ FIXT 211 lm - 3000K/CRI 80 - 100-240V /
5W - 514 lm ≠ FIXT 221 lm - 4000K/CRI 80 - 100-240V

2700K

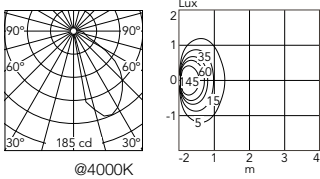
- F4350001
- F4350006
- F4350012
- F4350018
- F4350030
- F4350033

3000K

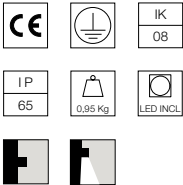
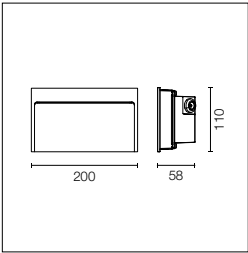
- F4351001
- F4351006
- F4351012
- F4351018
- F4351030
- F4351033

4000K

- F4352001
- F4352006
- F4352012
- F4352018
- F4352030
- F4352033



My Way 110x200



Alimentazione elettrica
220/240V integrata. Dotata di
uno spezzone di cavo uscente in
neoprene di 120 mm e sistema
di connessione su cavo IP67.

Integrated 220/240V power
supply. Supplied with a 120 mm
length outgoing neoprene cable
and IP67 cable connection
system.

Mid-Power Led: 13W - 1357 lm ≠ FIXT 657 lm - 2700K/CRI 80 - 220-240V / 13W - 1577 lm ≠ FIXT 763 lm - 3000K/CRI 80 - 220-240V /
13W - 1656 lm ≠ FIXT 801 lm - 4000K/CRI 80 - 220-240V

2700K

Non Dimmable

- F4353001
- F4353006
- F4353012
- F4353018
- F4353030
- F4353033

1-10V

- F4353001-310
- F4353006-310
- F4353012-310
- F4353018-310
- F4353030-310
- F4353033-310

Dali

- F4353001-300
- F4353006-300
- F4353012-300
- F4353018-300
- F4353030-300
- F4353033-300

3000K

Non Dimmable

- F4354001
- F4354006
- F4354012
- F4354018
- F4354030
- F4354033

1-10V

- F4354001-310
- F4354006-310
- F4354012-310
- F4354018-310
- F4354030-310
- F4354033-310

Dali

- F4354001-300
- F4354006-300
- F4354012-300
- F4354018-300
- F4354030-300
- F4354033-300

4000K

Non Dimmable

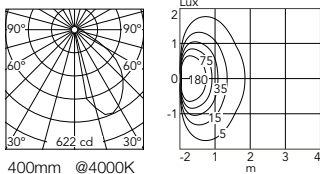
- F4355001
- F4355006
- F4355012
- F4355018
- F4355030
- F4355033

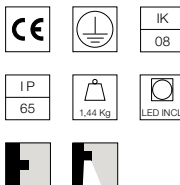
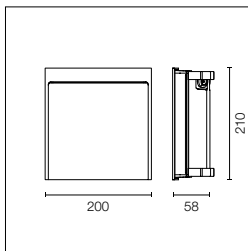
1-10V

- F4355001-310
- F4355006-310
- F4355012-310
- F4355018-310
- F4355030-310
- F4355033-310

Dali

- F4355001-300
- F4355006-300
- F4355012-300
- F4355018-300
- F4355030-300
- F4355033-300





Alimentazione elettrica
220/240V integrata. Dotata di un
doppio pressacavo in materiale
plastico per sezione cavi
7,5<ø<9,5 mm.

Integrated 220/240V power supply.
Supplied with a double lenght in
plastic material for 7.5<ø<9.5 mm
section cables.

Mid-Power Led: 13W - 1357 lm ≠ FIXT 669 lm - 2700K/CRI 80 - 220-240V / 13W - 1577 lm ≠ FIXT 777 lm - 3000K/CRI 80 - 220-240V / 13W - 1656 lm ≠ FIXT 817 lm - 4000K/CRI 80 - 220-240V

2700K

Non Dimmable

- F4356001
- F4356006
- F4356012
- F4356018
- F4356030
- F4356033

1-10V

- F4356001-310
- F4356006-310
- F4356012-310
- F4356018-310
- F4356030-310
- F4356033-310

Dali

- F4356001-300
- F4356006-300
- F4356012-300
- F4356018-300
- F4356030-300
- F4356033-300

3000K

Non Dimmable

- F4357001
- F4357006
- F4357012
- F4357018
- F4357030
- F4357033

1-10V

- F4357001-310
- F4357006-310
- F4357012-310
- F4357018-310
- F4357030-310
- F4357033-310

Dali

- F4357001-300
- F4357006-300
- F4357012-300
- F4357018-300
- F4357030-300
- F4357033-300

4000K

Non Dimmable

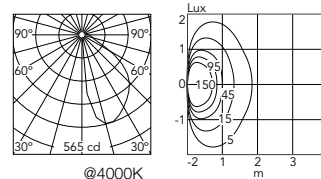
- F4358001
- F4358006
- F4358012
- F4358018
- F4358030
- F4358033

1-10V

- F4358001-310
- F4358006-310
- F4358012-310
- F4358018-310
- F4358030-310
- F4358033-310

Dali

- F4358001-300
- F4358006-300
- F4358012-300
- F4358018-300
- F4358030-300
- F4358033-300



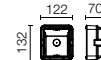
My Way: Accessori / Accessories

Cassaforma.

Box for installation.

My Way 100x110

F4301000



Cassaforma.

Box for installation.

My Way 200x110

F4302000

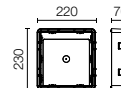


Cassaforma.

Box for installation.

My Way 200x210

F4303000



Sistema di giunzione IP68
H2O Stop anti-condensa a 2
vie 4 poli. (Ø5,5÷12mm cavo).

2 way terminal block 4 poles
IP68 H2O Stop. (ø5,5÷12mm
cable).

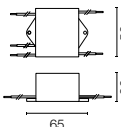
F990C00A000



Dispositivo di protezione
per il sovraccarico. 275Vac.
Corrente massima di scarica
10KA (8/29us). Massima
corrente operativa 5A. Adatto
per la connessione in serie.
IP66.

Surge protection device.
275Vac. Maximum discharge
current 10KA (8/29us).
Maximum operating current
5A. Suitable for series
connection. IP66.

F990E00A000




Camouflage

Designed by Piero Lissoni







Camouflage

Famiglia / Family

Camouflage 140



Mid - Power Led

8W
474 lm - 2700K/CRI 80
551 lm - 3000K/CRI 80
579 lm - 4000K/CRI 80


Camouflage 240



Mid - Power Led

12W
773 lm - 2700K/CRI 80
898 lm - 3000K/CRI 80
944 lm - 4000K/CRI 80

Colori / Colours



00 Primer



01 White



06 Grey



12 Forest Green



18 Deep Brown




30 Black



33 Anthracite


Camouflage Stone



87 Basaltina Stone



89 Concrete



90 Crema d'Orcia Stone

Collezione di prodotti da esterno, per installazione a parete con fonte di luce a LED.

Corpo dissipante in alluminio con diffusore in policarbonato trasparente.

Le finiture pietra Crema D'Orcia e Basaltina sono realizzate fissando mediante collante ad altissima resistenza una placca di pietra creata attraverso processo di lavorazione meccanica dal pieno.

La finitura calcestruzzo è realizzata fissando mediante collante monocomponente ad altissima resistenza una placca realizzata in cemento colato rinforzato con fibra di vetro. La versione Primer va verniciata dopo l'installazione con normali colorazioni a base acquosa (tempere, stucchi, vernici ad acqua) per garantire la massima omogeneità con l'architettura. Le versioni in alluminio sono finite con un rivestimento ad alta resistenza: dopo un trattamento di sabbiatura di tutti i componenti per rendere la superficie porosa e garantire una maggiore adesione della vernice, è applicato il rivestimento esterno con un doppio strato con polveri secondo lo standard QUALICOAT. Il primo strato di polvere epossidica dà resistenza chimica e meccanica, il secondo strato di finitura di polvere poliestere assicura resistenza ai raggi UV ed agli agenti atmosferici.

Le superfici verniciate sono trattate con lavaggi alcalini e acidi, risciacquate con acqua demineralizzata, e sottoposte a un trattamento di conversione chimica per proteggere contro l'ossidazione.

Previo valutazione commerciale e tecnica, è possibile realizzare versioni personalizzate con altri materiali a richiesta.

Collection of products for outdoor use, for wall installation with LED light source

Dissipating aluminum body with diffuser in transparent polycarbonate.

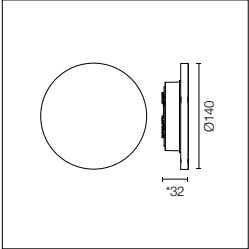

The Crema d'Orcia and Basaltina stone finishes are made by fastening high-strength, high-resistance adhesive to a stone plate created by means of mechanical machining from a solid block.





The concrete finishing is made by fastening a poured cement plate reinforced with fiberglass using a single component high strength, high-resistance adhesive. The Primer version is painted after installation with normal water-based colors (tempera, stucco, water-based paints) to ensure maximum uniformity with the architecture.



The aluminum versions are finished with a high-resistance coating: after a sandblasting treatment of all components to make the surface porous and ensure a greater adhesion of the paint, the external coating is applied with a double layer with epoxy powders according to the QUALICOAT standard. The first layer of epoxy powder gives chemical and mechanical resistance, the second finishing layer of polyester powder ensures resistance to UV rays and atmospheric agents.

The painted surfaces are treated with alkaline and acidic washes, then rinsed with demineralized water, subjected to a chemical conversion treatment to protect against oxidation. Upon commercial and technical evaluation, it is possible to create customized versions with other materials on request.

Camouflage 140







Alimentazione elettrica remota da 24V da ordinare separatamente. Include cavo di alimentazione di 100 mm. L'alimentatore può essere installato remoto (cassaforma non necessaria) o alloggiato posteriormente all'apparecchio mediante apposita cassaforma opzionale.

24V remote power supply to be ordered separately. Includes power cable of 100 mm. The power supply can be installed remotely (installation box not required) or housed at the back of the luminaire in the optional installation box.

Mid-Power Led: 8W - 786 lm ≠ FIXT 474 lm - 2700K/CRI 80 - 24V / 8W - 913 lm ≠ FIXT 551 lm - 3000K/CRI 80 - 24V / 8W - 960 lm ≠ FIXT 579 lm - 4000K/CRI 80 - 24V

2700K

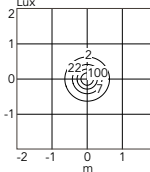
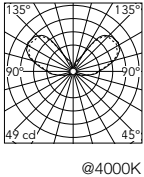
- F1310000
- F1310001
- F1310006
- F1310012
- F1310018
- F1310030
- F1310033
- F1310087
- F1310089
- F1310090

3000K

- F1311000
- F1311001
- F1311006
- F1311012
- F1311018
- F1311030
- F1311033
- F1311087
- F1311089
- F1311090

4000K

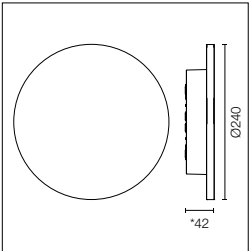

- F1312000
- F1312001
- F1312006
- F1312012
- F1312018
- F1312030
- F1312033
- F1312087
- F1312089
- F1312090









Dimmable 1-10V with code RF25750

Dimmable Dali with code RF26387.A

Camouflage 240







Alimentazione elettrica 220/240V integrata. Dotata di uno spezzone di cavo uscente in neoprene di 1000 mm. Versione 110V disponibile a richiesta.

Integrated 220/240V power supply. Supplied with a 1000 mm lenght outgoing neoprene cable. Version 110V upon request.

Mid-Power Led: 12W - 1281 lm ≠ FIXT 773 lm - 2700K/CRI 80 - 220-240V / 12W - 1488 lm ≠ FIXT 898 lm - 3000K/CRI 80 - 220-240V / 12W - 1563 lm ≠ FIXT 944 lm - 4000K/CRI 80 - 220-240V

2700K

Non Dimmable

- F1315000
- F1315001
- F1315006
- F1315012
- F1315018
- F1315030
- F1315033
- F1315087
- F1315089
- F1315090

1-10V

- F1315000-310
- F1315001-310
- F1315006-310
- F1315012-310
- F1315018-310
- F1315030-310
- F1315033-310
- F1315087-310
- F1315089-310
- F1315090-310

Dali

- F1315000-300
- F1315001-300
- F1315006-300
- F1315012-300
- F1315018-300
- F1315030-300
- F1315033-300
- F1315087-300
- F1315089-300
- F1315090-300

3000K

Non Dimmable

- F1316000
- F1316001
- F1316006
- F1316012
- F1316018
- F1316030
- F1316033
- F1316087
- F1316089
- F1316090

1-10V

- F1316000-310
- F1316001-310
- F1316006-310
- F1316012-310
- F1316018-310
- F1316030-310
- F1316033-310
- F1316087-310
- F1316089-310
- F1316090-310

Dali

- F1316000-300
- F1316001-300
- F1316006-300
- F1316012-300
- F1316018-300
- F1316030-300
- F1316033-300
- F1316087-300
- F1316089-300
- F1316090-300

4000K

Non Dimmable

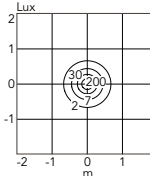
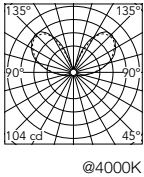
- F1317000
- F1317001
- F1317006
- F1317012
- F1317018
- F1317030
- F1317033
- F1317087
- F1317089
- F1317090

1-10V

- F1317000-310
- F1317001-310
- F1317006-310
- F1317012-310
- F1317018-310
- F1317030-310
- F1317033-310
- F1317087-310
- F1317089-310
- F1317090-310

Dali

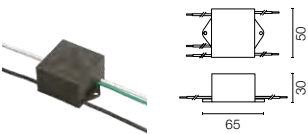
- F1317000-300
- F1317001-300
- F1317006-300
- F1317012-300
- F1317018-300
- F1317030-300
- F1317033-300
- F1317087-300
- F1317089-300
- F1317090-300



Dispositivo di protezione per il sovraccarico. 275 Vac. Corrente massima di scarica 10KA (8/29us). Massima corrente operativa 5A. Adatto per la connessione in serie. IP66.

Surge protection device. 275Vac. Maximum discharge current 10KA (8/20us). Maximum operating current 5A. Suitable for series connection. IP66.

F990E00A000



Cassaforma.

Box for installation.


F1318000



Fissaggio a Parete / Installation on Wall

Option 1

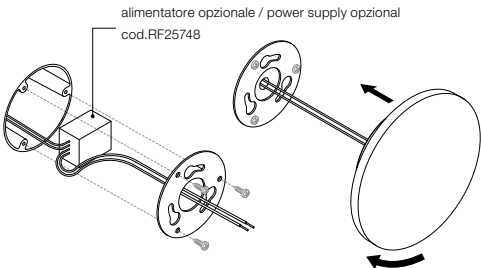
Senza cassaforma / Surface installation



alimentatore remoto 24Vdc
remote power supply 24Vdc

Option 2


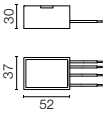

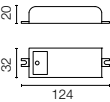

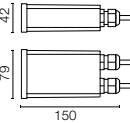

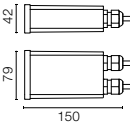
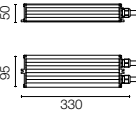

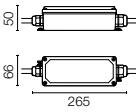
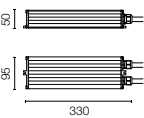

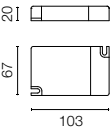

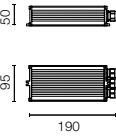
Con cassaforma / Recessed box installation



cassaforma a filo parete
flush with the installation surface

cassaforma / instillation box
cod.F1318000

Camouflage: Driver / Drivers

Alimentatore per installazione remota 24Vdc 8W / 110-240V IP65 Classe II selv.	Power supply for remote installation 24Vdc 8W / 110-240V IP65 Class II selv.	*RF25748		
Può essere alloggiato nella cassaforma F1318000.	It can be housed in installation box F1318000.			
Alimentatore per installazione remota 24Vdc 10W / 110-240V IP20 Classe II selv.	Power supply for remote installation 24Vdc 10W / 110-240V IP20 Class II selv.	*RF25747		
Alimentatore per installazione remota 24Vdc 20W / 220-240V IP67 Classe II selv.	Power supply for remote installation 24Vdc 20W / 220-240V IP67 Class II selv.	*RF25752		
Alimentatore 24Vdc 35W / 120-270V IP67 Classe II selv.	Power supply 24Vdc 35W / 120-270V IP67 Class II selv.	*F990B23AZ00		
Alimentatore per installazione remota 24Vdc 50W / 120-240V IP67 Classe II selv.	Power supply for remote installation 24Vdc 50W / 120-240V IP67 Class II selv.	*RF25755		
Alimentatore per installazione remota 24Vdc 70W / 220-240V IP67 Classe II selv.	Power supply for remote installation 24Vdc 70W / 220-240V IP67 Class II selv.	*RF25749		
Alimentatore per installazione remota 24Vdc 96W / 120-240V IP67 Classe II selv.	Power supply for remote installation 24Vdc 96W / 120-240V IP67 Class II selv.	*RF25756		
Alimentatore per installazione remota 24Vdc 17W / 110-240V (15W@110V) IP20 Classe II selv.	Power supply for remote installation 24Vdc 17W / 110-240V (15W@110V) IP20 Class II selv.	*RF25750 Dimmable 1-10V		
Alimentatore per installazione remota 24Vdc 20W / 110-240Vdc (15W@110V) IP67 Classe II selv.	Power supply for remote installation 24Vdc 20W / 110-240Vdc (15W@110V) IP67 Class II selv.	*RF26387.A Dimmable DALI		

* Numero massimo di apparecchi per alimentatore / Maximum number of luminaires per power supply.

Numero massimo di apparecchi per alimentatore (Vin220÷240). Dati indicativi da verificare con le specifiche condizioni di installazione.	Maximum number of luminaires per power supply. (220÷240 V). These data must be checked taking into account the specific installation conditions.	Acc. RF25748	1	Acc. RF25755	5
		Acc. RF25747	1	Acc. RF25749	7
		Acc. RF25757	1	Acc. RF25756	9
		Acc. RF25752	2	Acc. RF25750	2
		Acc. F990B23AZ00	3	Acc. RF26387.A	2

Climber

Designed by Piero Lissoni







Climber

Famiglia / Family

Climber 87



Down
Power Led

7W
387 lm - 2700K/CRI 80
419 lm - 3000K/CRI 80
451 lm - 4000K/CRI 80
2200K available on request.

Up&Down
Power Led

12W
2x387 lm - 2700K/CRI 80
2x419 lm - 3000K/CRI 80
2x451 lm - 4000K/CRI 80
2200K available on request.

Climber 175



Down
Power Led

12W
721 lm - 2700K/CRI 80
781 lm - 3000K/CRI 80
841 lm - 4000K/CRI 80
2200K available on request.

Up&Down
Power Led

21W
2x721 lm - 2700K/CRI 80
2x781 lm - 3000K/CRI 80
2x841 lm - 4000K/CRI 80
2200K available on request.

Climber 275




Down
Power Led

21W
1240 lm - 2700K/CRI 80
1344 lm - 3000K/CRI 80
1447 lm - 4000K/CRI 80
2200K available on request.

Up&Down
Power Led

40W
2x1240 lm - 2700K/CRI 80
2x1344 lm - 3000K/CRI 80
2x1447 lm - 4000K/CRI 80
2200K available on request.

Colori / Colours



01 White



06 Grey



12 Forest Green



18 Deep Brown



30 Black



33 Anthracite

Apparecchio da esterni per installazione a parete con fonte di luce a LED.

Versioni bi-emissione e mono emissione verso il basso.

Corpo in alluminio pressofuso EN AB-47100, a basso contenuto di rame, con alloggiamento ottiche asimmetrico: l'ottica nella parte inferiore è arretrata e protetta da uno scurello per limitare l'abbagliamento molesto e massimizzare il confort visivo. Nella versione bi-emissione, il vetro di chiusura dell'ottica superiore è a filo con il bordo lampada per evitare depositi d'acqua.

I diffusori in vetro microtesturizzato sono incollati per garantire l'impermeabilità, e testurizzati per assicurare l'uniformità del fascio luminoso generato da ogni singolo LED, mantenendo un'ottima efficienza luminosa.

Rivestimento ad alta resistenza: dopo un trattamento di sabbiatura di tutti componenti per rendere la superficie porosa e garantire una maggiore adesione della vernice, è applicato il rivestimento esterno con un doppio strato con polveri secondo lo standard QUALICOAT. Il primo strato di polvere epossidica dà resistenza chimica e meccanica, il secondo strato di finitura di polvere poliestere assicura resistenza ai raggi UV ed agli agenti atmosferici.

Le superfici verniciate sono trattate con lavaggi alcalini e acidi, risciacquate con acqua demineralizzata e sottoposte a un trattamento di conversione chimica per proteggere contro l'ossidazione.

Luminaire for outdoor use for installation on the wall with LED light supply.

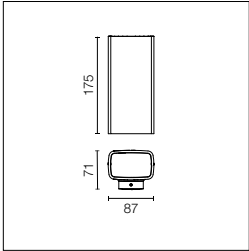
Bi-emission and mono-emission versions pointing downwards.

Aluminum die-cast body EN AB-47100, low copper content with asymmetrical optics housing: the optics in the lower part is retracted and protected by a shutter to restrict annoying glare and maximize visual comfort. In the bi-emission version, the glass of the closure of the upper optics is flush with the edge of the light in order to prevent water deposits.

The micro-texturized glass diffusers are glued to ensure water resistance and textured to ensure a uniform light beam generated by each single LED, maintaining excellent luminous efficiency.

High-resistance coating: after a sandblasting treatment of all components to make the surface porous and ensure a greater adhesion of the paint, the external coating is applied with a double layer with epoxy powders according to the QUALICOAT standard. The first layer of epoxy powder gives chemical and mechanical resistance, the second finishing layer of polyester powder ensures resistance to UV rays and atmospheric agents.

The painted surfaces are treated with alkaline and acidic washes, then rinsed with demineralized water, subjected to a chemical conversion treatment to protect against oxidation.



Alimentazione elettrica 110/240V integrata. Dotata di uno spezzone di cavo uscente in neoprene di 80 mm. A richiesta versione mono emissione verso l'alto/ UP.

Integrated 110/240V power supply. Supplied with an 80 mm lenght outgoing neoprene cable. Upwards, single emission version, available upon request.

2200K disponibile su richiesta.

2200K available on request.

Power Led: 7W - 432 lm ≠ *FIXT 387 lm - 2700K/CRI 80 - 110-240V / 7W - 468 lm ≠ *FIXT 419 lm - 3000K/CRI 80 - 110-240V / 7W - 504 lm ≠ *FIXT 451 lm - 4000K/CRI 80 - 110-240V
*FIXT lm = Spot Optic

Optic Spot

2700K

Non Dimmable

- F1110001.A
- F1110006.A
- F1110012.A
- F1110018.A
- F1110030.A
- F1110033.A
- 1-10V
- F1110001-310.A
- F1110006-310.A
- F1110012-310.A
- F1110018-310.A
- F1110030-310.A
- F1110033-310.A
- Dali
- F1110001-300.A
- F1110006-300.A
- F1110012-300.A
- F1110018-300.A
- F1110030-300.A
- F1110033-300.A

3000K

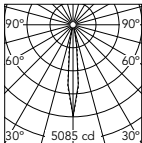
Non Dimmable

- F1112001.A
- F1112006.A
- F1112012.A
- F1112018.A
- F1112030.A
- F1112033.A
- 1-10V
- F1112001-310.A
- F1112006-310.A
- F1112012-310.A
- F1112018-310.A
- F1112030-310.A
- F1112033-310.A
- Dali
- F1112001-300.A
- F1112006-300.A
- F1112012-300.A
- F1112018-300.A
- F1112030-300.A
- F1112033-300.A

4000K

Non Dimmable

- F1114001.A
- F1114006.A
- F1114012.A
- F1114018.A
- F1114030.A
- F1114033.A
- 1-10V
- F1114001-310.A
- F1114006-310.A
- F1114012-310.A
- F1114018-310.A
- F1114030-310.A
- F1114033-310.A
- Dali
- F1114001-300.A
- F1114006-300.A
- F1114012-300.A
- F1114018-300.A
- F1114030-300.A
- F1114033-300.A



@4000K

Beam Angle: 14°

h(m)	Ef lx	D(m)
1	5085	0.23
2	1271	0.47
3	565	0.70
4	318	0.93
5	203	1.17

Optic Flood

2700K

Non Dimmable

- F1111001.A
- F1111006.A
- F1111012.A
- F1111018.A
- F1111030.A
- F1111033.A
- 1-10V
- F1111001-310.A
- F1111006-310.A
- F1111012-310.A
- F1111018-310.A
- F1111030-310.A
- F1111033-310.A
- Dali
- F1111001-300.A
- F1111006-300.A
- F1111012-300.A
- F1111018-300.A
- F1111030-300.A
- F1111033-300.A

3000K

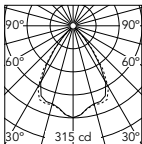
Non Dimmable

- F1113001.A
- F1113006.A
- F1113012.A
- F1113018.A
- F1113030.A
- F1113033.A
- 1-10V
- F1113001-310.A
- F1113006-310.A
- F1113012-310.A
- F1113018-310.A
- F1113030-310.A
- F1113033-310.A
- Dali
- F1113001-300.A
- F1113006-300.A
- F1113012-300.A
- F1113018-300.A
- F1113030-300.A
- F1113033-300.A

4000K

Non Dimmable

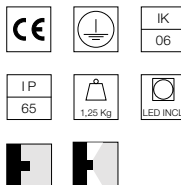
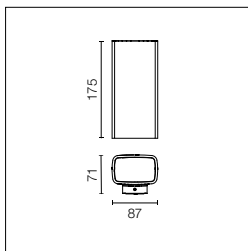
- F1115001.A
- F1115006.A
- F1115012.A
- F1115018.A
- F1115030.A
- F1115033.A
- 1-10V
- F1115001-310.A
- F1115006-310.A
- F1115012-310.A
- F1115018-310.A
- F1115030-310.A
- F1115033-310.A
- Dali
- F1115001-300.A
- F1115006-300.A
- F1115012-300.A
- F1115018-300.A
- F1115030-300.A
- F1115033-300.A



@4000K

Beam Angle: 70°

h(m)	Ef lx	D(m)
1	315	1.42
2	79	2.85
3	35	4.27
4	20	5.70
5	13	7.12



Alimentazione elettrica 110/240V integrata. Dotata di uno spezzone di cavo uscente in neoprene di 80 mm.

Integrated 110/240V power supply. Supplied with an 80 mm lenght outgoing neoprene cable.

2200K disponibile su richiesta.

2200K available on request.

Power Led: 12W - 2x432 lm ≠ *FIXT 2x392 lm - 2700K/CRI 80 - 110-240V / 12W - 2x468 lm ≠ *FIXT 2x425 lm - 3000K/CRI 80 - 110-240V / 12W - 2x504 lm ≠ *FIXT 2x458 lm - 4000K/CRI 80 - 110-240V
*FIXT lm = Spot Optic

Optic Spot

2700K

Non Dimmable

- F1116001.A
- F1116006.A
- F1116012.A
- F1116018.A
- F1116030.A
- F1116033.A
- 1-10V
- F1116001-310.A
- F1116006-310.A
- F1116012-310.A
- F1116018-310.A
- F1116030-310.A
- F1116033-310.A
- Dali
- F1116001-300.A
- F1116006-300.A
- F1116012-300.A
- F1116018-300.A
- F1116030-300.A
- F1116033-300.A

3000K

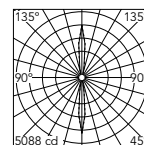
Non Dimmable

- F1118001.A
- F1118006.A
- F1118012.A
- F1118018.A
- F1118030.A
- F1118033.A
- 1-10V
- F1118001-310.A
- F1118006-310.A
- F1118012-310.A
- F1118018-310.A
- F1118030-310.A
- F1118033-310.A
- Dali
- F1118001-300.A
- F1118006-300.A
- F1118012-300.A
- F1118018-300.A
- F1118030-300.A
- F1118033-300.A

4000K

Non Dimmable

- F1120001.A
- F1120006.A
- F1120012.A
- F1120018.A
- F1120030.A
- F1120033.A
- 1-10V
- F1120001-310.A
- F1120006-310.A
- F1120012-310.A
- F1120018-310.A
- F1120030-310.A
- F1120033-310.A
- Dali
- F1120001-300.A
- F1120006-300.A
- F1120012-300.A
- F1120018-300.A
- F1120030-300.A
- F1120033-300.A



Beam Angle DIR: 14°

@4000K

Optic Flood

2700K

Non Dimmable

- F1117001.A
- F1117006.A
- F1117012.A
- F1117018.A
- F1117030.A
- F1117033.A
- 1-10V
- F1117001-310.A
- F1117006-310.A
- F1117012-310.A
- F1117018-310.A
- F1117030-310.A
- F1117033-310.A
- Dali
- F1117001-300.A
- F1117006-300.A
- F1117012-300.A
- F1117018-300.A
- F1117030-300.A
- F1117033-300.A

3000K

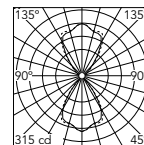
Non Dimmable

- F1119001.A
- F1119006.A
- F1119012.A
- F1119018.A
- F1119030.A
- F1119033.A
- 1-10V
- F1119001-310.A
- F1119006-310.A
- F1119012-310.A
- F1119018-310.A
- F1119030-310.A
- F1119033-310.A
- Dali
- F1119001-300.A
- F1119006-300.A
- F1119012-300.A
- F1119018-300.A
- F1119030-300.A
- F1119033-300.A

4000K

Non Dimmable

- F1121001.A
- F1121006.A
- F1121012.A
- F1121018.A
- F1121030.A
- F1121033.A
- 1-10V
- F1121001-310.A
- F1121006-310.A
- F1121012-310.A
- F1121018-310.A
- F1121030-310.A
- F1121033-310.A
- Dali
- F1121001-300.A
- F1121006-300.A
- F1121012-300.A
- F1121018-300.A
- F1121030-300.A
- F1121033-300.A



Beam Angle DIR: 70°


@4000K

Climber 87: Accessori / Accessories

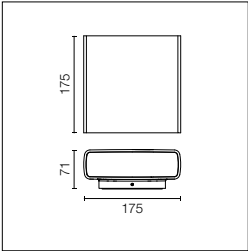
Dispositivo di protezione per il sovraccarico. 275Vac. Corrente massima di scarica 10KA (8/29μs). Massima corrente operativa 5A. Adatto per la connessione in serie. IP66.

Surge protection device. 275Vac. Maximum discharge current 10KA (8/20μs). Maximum operating current 5A. Suitable for series connection. IP66.

F990E00A000



Climber 175 Down



Alimentazione elettrica 110/240V integrata. Dotata di uno spezzone di cavo uscente in neoprene di 80 mm. A richiesta versione mono emissione verso l'alto/ UP.

Integrated 110/240V power supply. Supplied with an 80 mm lenght outgoing neoprene cable. Upwards, single emission version, available upon request.

2200K disponibile su richiesta.

2200K available on request.

Power Led: 12W - 864 lm ≠ *FIXT 721 lm - 2700K/CRI 80 - 110-240V / 12W - 936 lm ≠ *FIXT 781 lm - 3000K/CRI 80 - 110-240V / 12W - 1008 lm ≠ *FIXT 841 lm - 4000K/CRI 80 - 110-240V
*FIXT lm = Spot Optic

Optic Spot

2700K

Non Dimmable

- F11440001
 - F11440006
 - F11440012
 - F11440018
 - F11440030
 - F11440033
- 1-10V
- F11440001-310.A
 - F11440006-310.A
 - F11440012-310.A
 - F11440018-310.A
 - F11440030-310.A
 - F11440033-310.A
- Dali
- F11440001-300.B
 - F11440006-300.B
 - F11440012-300.B
 - F11440018-300.B
 - F11440030-300.B
 - F11440033-300.B

3000K

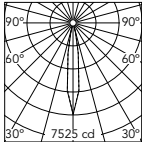
Non Dimmable

- F11420001
 - F11420006
 - F11420012
 - F11420018
 - F11420030
 - F11420033
- 1-10V
- F11420001-310.A
 - F11420006-310.A
 - F11420012-310.A
 - F11420018-310.A
 - F11420030-310.A
 - F11420033-310.A
- Dali
- F11420001-300.B
 - F11420006-300.B
 - F11420012-300.B
 - F11420018-300.B
 - F11420030-300.B
 - F11420033-300.B

4000K

Non Dimmable

- F11440001
 - F11440006
 - F11440012
 - F11440018
 - F11440030
 - F11440033
- 1-10V
- F11440001-310.A
 - F11440006-310.A
 - F11440012-310.A
 - F11440018-310.A
 - F11440030-310.A
 - F11440033-310.A
- Dali
- F11440001-300.B
 - F11440006-300.B
 - F11440012-300.B
 - F11440018-300.B
 - F11440030-300.B
 - F11440033-300.B



Beam Angle: 14°

h(m)	E(lx)	D(m)
1	7525	0.28
2	1881	0.55
3	836	0.83
4	470	1.10
5	301	1.38

@4000K

Optic Flood

2700K

Non Dimmable

- F11410001
 - F11410006
 - F11410012
 - F11410018
 - F11410030
 - F11410033
- 1-10V
- F11410001-310.A
 - F11410006-310.A
 - F11410012-310.A
 - F11410018-310.A
 - F11410030-310.A
 - F11410033-310.A
- Dali
- F11410001-300.B
 - F11410006-300.B
 - F11410012-300.B
 - F11410018-300.B
 - F11410030-300.B
 - F11410033-300.B

3000K

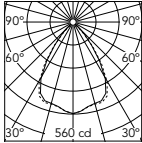
Non Dimmable

- F11430001
 - F11430006
 - F11430012
 - F11430018
 - F11430030
 - F11430033
- 1-10V
- F11430001-310.A
 - F11430006-310.A
 - F11430012-310.A
 - F11430018-310.A
 - F11430030-310.A
 - F11430033-310.A
- Dali
- F11430001-300.B
 - F11430006-300.B
 - F11430012-300.B
 - F11430018-300.B
 - F11430030-300.B
 - F11430033-300.B

4000K

Non Dimmable

- F11450001
 - F11450006
 - F11450012
 - F11450018
 - F11450030
 - F11450033
- 1-10V
- F11450001-310
 - F11450006-310
 - F11450012-310
 - F11450018-310
 - F11450030-310
 - F11450033-310
- Dali
- F11450001-300.A
 - F11450006-300.A
 - F11450012-300.A
 - F11450018-300.A
 - F11450030-300.A
 - F11450033-300.A

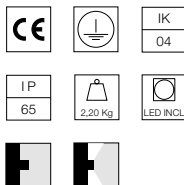
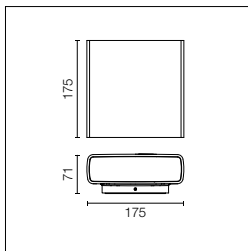


Beam Angle: 70°

h(m)	E(lx)	D(m)
1	560	1.41
2	140	2.83
3	62	4.24
4	35	5.65
5	22	7.06

@4000K

Climber 175 Up&Down



Alimentazione elettrica
220/240V integrata. Dotata di
uno spezzone di cavo uscente in
neoprene di 80 mm.

Integrated 220/240V power
supply. Supplied with an 80 mm
length outgoing neoprene cable.

2200K disponibile su richiesta.

2200K available on request.

Power Led: 21W - 2x864 lm ≠ *FIXT 2x739 lm - 2700K/CRI 80 - 220-240V / 21W - 2x936 lm ≠ *FIXT 2x800 lm - 3000K/CRI 80 - 220-240V /
21W - 2x1008 lm ≠ *FIXT 2x862 lm - 4000K/CRI 80 - 220-240V
*FIXT lm = Spot Optic

Optic Spot

2700K

Non Dimmable

- F1146001
- F1146006
- F1146012
- F1146018
- F1146030
- F1146033
- 1-10V
- F1146001-310.A
- F1146006-310.A
- F1146012-310.A
- F1146018-310.A
- F1146030-310.A
- F1146033-310.A
- Dali
- F1146001-300.B
- F1146006-300.B
- F1146012-300.B
- F1146018-300.B
- F1146030-300.B
- F1146033-300.B

3000K

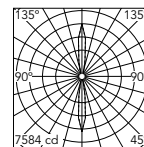
Non Dimmable

- F1148001
- F1148006
- F1148012
- F1148018
- F1148030
- F1148033
- 1-10V
- F1148001-310.A
- F1148006-310.A
- F1148012-310.A
- F1148018-310.A
- F1148030-310.A
- F1148033-310.A
- Dali
- F1148001-300.B
- F1148006-300.B
- F1148012-300.B
- F1148018-300.B
- F1148030-300.B
- F1148033-300.B

4000K

Non Dimmable

- F1150001
- F1150006
- F1150012
- F1150018
- F1150030
- F1150033
- 1-10V
- F1150001-310.A
- F1150006-310.A
- F1150012-310.A
- F1150018-310.A
- F1150030-310.A
- F1150033-310.A
- Dali
- F1150001-300.B
- F1150006-300.B
- F1150012-300.B
- F1150018-300.B
- F1150030-300.B
- F1150033-300.B



Beam Angle DLR: 14°			
h(m)	E(lx)	D(m)	
1	7584	0.28	
2	1896	0.55	
3	843	0.83	
4	474	1.10	
5	303	1.38	

@4000K

Optic Flood

2700K

Non Dimmable

- F1147001
- F1147006
- F1147012
- F1147018
- F1147030
- F1147033
- 1-10V
- F1147001-310.A
- F1147006-310.A
- F1147012-310.A
- F1147018-310.A
- F1147030-310.A
- F1147033-310.A
- Dali
- F1147001-300.B
- F1147006-300.B
- F1147012-300.B
- F1147018-300.B
- F1147030-300.B
- F1147033-300.B

3000K

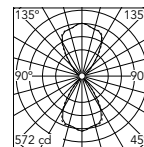
Non Dimmable

- F1149001
- F1149006
- F1149012
- F1149018
- F1149030
- F1149033
- 1-10V
- F1149001-310.A
- F1149006-310.A
- F1149012-310.A
- F1149018-310.A
- F1149030-310.A
- F1149033-310.A
- Dali
- F1149001-300.B
- F1149006-300.B
- F1149012-300.B
- F1149018-300.B
- F1149030-300.B
- F1149033-300.B

4000K

Non Dimmable

- F1151001
- F1151006
- F1151012
- F1151018
- F1151030
- F1151033
- 1-10V
- F1151001-310.A
- F1151006-310.A
- F1151012-310.A
- F1151018-310.A
- F1151030-310.A
- F1151033-310.A
- Dali
- F1151001-300.B
- F1151006-300.B
- F1151012-300.B
- F1151018-300.B
- F1151030-300.B
- F1151033-300.B



Beam Angle DLR: 70°			
h(m)	E(lx)	D(m)	
1	572	1.41	
2	143	2.82	
3	64	4.23	
4	36	5.64	
5	23	7.06	


@4000K

Climber 175: Accessori / Accessories

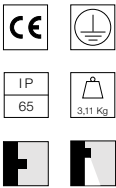
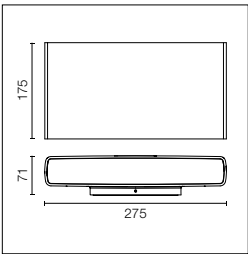
Dispositivo di protezione
per il sovraccarico. 275Vac.
Corrente massima di scarica
10KA (8/29μs). Massima
corrente operativa 5A. Adatto
per la connessione in serie.
IP66.

Surge protection device.
275Vac. Maximum discharge
current 10KA (8/20μs).
Maximum operating current
5A. Suitable for series
connection. IP66.

F990E00A000



Climber 275 Down



Alimentazione elettrica 110/240V integrata. Dotata di uno spezzone di cavo uscente in neoprene di 80 mm. A richiesta versione mono emissione verso l'alto/ UP.

Integrated 110/240V power supply. Supplied with an 80 mm lenght outgoing neoprene cable. Upwards, single emission version, available upon request.

2200K disponibile su richiesta.

2200K available on request.

Power Led: 21W - 1728 lm ≠ *FIXT 1240 lm - 2700K/CRI 80 - 220-240V / 21W - 1872 lm ≠ *FIXT 1344 lm - 3000K/CRI 80 - 220-240V / 21W - 2016 lm ≠ *FIXT 1447 lm - 4000K/CRI 80 - 220-240V / *FIXT lm = Spot Optic

Optic Spot

2700K

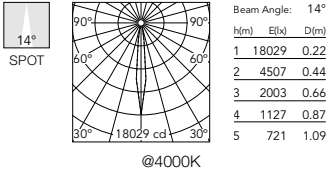
- Non Dimmable
- F1170001
 - F1170006
 - F1170012
 - F1170018
 - F1170030
 - F1170033
- 1-10V
- F1170001-310
 - F1170006-310
 - F1170012-310
 - F1170018-310
 - F1170030-310
 - F1170033-310
- Dali
- F1170001-300
 - F1170006-300
 - F1170012-300
 - F1170018-300
 - F1170030-300
 - F1170033-300

3000K

- Non Dimmable
- F1172001
 - F1172006
 - F1172012
 - F1172018
 - F1172030
 - F1172033
- 1-10V
- F1172001-310
 - F1172006-310
 - F1172012-310
 - F1172018-310
 - F1172030-310
 - F1172033-310
- Dali
- F1172001-300.A
 - F1172006-300.A
 - F1172012-300.A
 - F1172018-300.A
 - F1172030-300.A
 - F1172033-300.A

4000K

- Non Dimmable
- F1174001
 - F1174006
 - F1174012
 - F1174018
 - F1174030
 - F1174033
- 1-10V
- F1174001-310
 - F1174006-310
 - F1174012-310
 - F1174018-310
 - F1174030-310
 - F1174033-310
- Dali
- F1174001-300
 - F1174006-300
 - F1174012-300
 - F1174018-300
 - F1174030-300
 - F1174033-300



Optic Flood

2700K

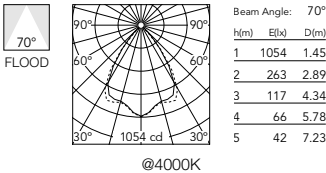
- Non Dimmable
- F1171001
 - F1171006
 - F1171012
 - F1171018
 - F1171030
 - F1171033
- 1-10V
- F1171001-310.A
 - F1171006-310.A
 - F1171012-310.A
 - F1171018-310.A
 - F1171030-310.A
 - F1171033-310.A
- Dali
- F1171001-300.A
 - F1171006-300.A
 - F1171012-300.A
 - F1171018-300.A
 - F1171030-300.A
 - F1171033-300.A

3000K

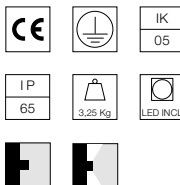
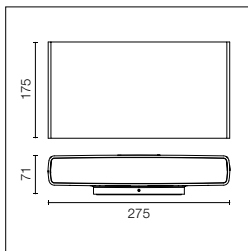
- Non Dimmable
- F1173001
 - F1173006
 - F1173012
 - F1173018
 - F1173030
 - F1173033
- 1-10V
- F1173001-310.A
 - F1173006-310.A
 - F1173012-310.A
 - F1173018-310.A
 - F1173030-310.A
 - F1173033-310.A
- Dali
- F1173001-300.A
 - F1173006-300.A
 - F1173012-300.A
 - F1173018-300.A
 - F1173030-300.A
 - F1173033-300.A

4000K

- Non Dimmable
- F1175001
 - F1175006
 - F1175012
 - F1175018
 - F1175030
 - F1175033
- 1-10V
- F1175001-310
 - F1175006-310
 - F1175012-310
 - F1175018-310
 - F1175030-310
 - F1175033-310
- Dali
- F1175001-300.A
 - F1175006-300.A
 - F1175012-300.A
 - F1175018-300.A
 - F1175030-300.A
 - F1175033-300.A



Climber 275 Up&Down



Alimentazione elettrica
220/240V integrata. Dotata di
uno spezzone di cavo uscente in
neoprene di 80 mm.

Integrated 220/240V power
supply. Supplied with an 80 mm
length outgoing neoprene cable.

2200K disponibile su richiesta.

2200K available on request.

Power Led: 40W - 2x1728 lm ≠ *FIXT 2x1264 lm - 2700K/CRI 80 - 220-240V / 40W - 2x1872 lm ≠ *FIXT 2x1370 lm - 3000K/CRI 80 - 220-240V /
40W - 2x2016 lm ≠ *FIXT 2x1475 lm - 4000K/CRI 80 - 220-240V
*FIXT lm = Spot Optic

Optic Spot

2700K

Non Dimmable

- F1176001
- F1176006
- F1176012
- F1176018
- F1176030
- F1176033

1-10V

- F1176001-310
- F1176006-310
- F1176012-310
- F1176018-310
- F1176030-310
- F1176033-310

Dali

- F1176001-300.A
- F1176006-300.A
- F1176012-300.A
- F1176018-300.A
- F1176030-300.A
- F1176033-300.A

3000K

Non Dimmable

- F1178001
- F1178006
- F1178012
- F1178018
- F1178030
- F1178033

1-10V

- F1178001-310.A
- F1178006-310.A
- F1178012-310.A
- F1178018-310.A
- F1178030-310.A
- F1178033-310.A

Dali

- F1178001-300.A
- F1178006-300.A
- F1178012-300.A
- F1178018-300.A
- F1178030-300.A
- F1178033-300.A

4000K

Non Dimmable

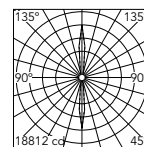
- F1180001
- F1180006
- F1180012
- F1180018
- F1180030
- F1180033

1-10V

- F1180001-310.A
- F1180006-310.A
- F1180012-310.A
- F1180018-310.A
- F1180030-310.A
- F1180033-310.A

Dali

- F1180001-300.A
- F1180006-300.A
- F1180012-300.A
- F1180018-300.A
- F1180030-300.A
- F1180033-300.A



Beam Angle DIR: 14°

@4000K

Optic Flood

2700K

Non Dimmable

- F1177001
- F1177006
- F1177012
- F1177018
- F1177030
- F1177033

1-10V

- F1177001-310.A
- F1177006-310.A
- F1177012-310.A
- F1177018-310.A
- F1177030-310.A
- F1177033-310.A

Dali

- F1177001-300.A
- F1177006-300.A
- F1177012-300.A
- F1177018-300.A
- F1177030-300.A
- F1177033-300.A

3000K

Non Dimmable

- F1179001
- F1179006
- F1179012
- F1179018
- F1179030
- F1179033

1-10V

- F1179001-310.A
- F1179006-310.A
- F1179012-310.A
- F1179018-310.A
- F1179030-310.A
- F1179033-310.A

Dali

- F1179001-300.A
- F1179006-300.A
- F1179012-300.A
- F1179018-300.A
- F1179030-300.A
- F1179033-300.A

4000K

Non Dimmable

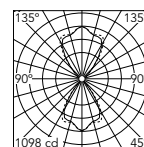
- F1181001
- F1181006
- F1181012
- F1181018
- F1181030
- F1181033

1-10V

- F1181001-310.A
- F1181006-310.A
- F1181012-310.A
- F1181018-310.A
- F1181030-310.A
- F1181033-310.A

Dali

- F1181001-300.A
- F1181006-300.A
- F1181012-300.A
- F1181018-300.A
- F1181030-300.A
- F1181033-300.A



Beam Angle DIR: 70°


@4000K

Climber 275: Accessori / Accessories

Dispositivo di protezione
per il sovraccarico. 275Vac.
Corrente massima di scarica
10KA (8/29μs). Massima
corrente operativa 5A. Adatto
per la connessione in serie.
IP66.


Surge protection device.
275Vac. Maximum discharge
current 10KA (8/20μs).
Maximum operating current
5A. Suitable for series
connection. IP66.

F990E00A000




Heavy Metal





Heavy Metal Spot





Heavy Metal Wall 1

Famiglia / Family


Heavy Metal Spot 1



Power Led
up to 3,4W
up to 138 lm - 2700K/CRI 80
up to 149 lm - 3000K/CRI 80
up to 155 lm - 4000K/CRI 80
* Net lumen output
2200K available on request.

Power Led
up to 4,5W
up to 246 lm - 2700K/CRI 80
up to 267 lm - 3000K/CRI 80
up to 277 lm - 4000K/CRI 80
* Net lumen output
2200K available on request.

Heavy Metal Spot 2



Power Led
up to 5,9W
up to 364 lm - 2700K/CRI 80
up to 395 lm - 3000K/CRI 80
up to 410 lm - 4000K/CRI 80
* Net lumen output
2200K available on request.

Heavy Metal Wall 1



Power Led
up to 3,4W
up to 138 lm - 2700K/CRI 80
up to 149 lm - 3000K/CRI 80
up to 155 lm - 4000K/CRI 80
* Net lumen output
2200K available on request.

Power Led
up to 4,5W
up to 246 lm - 2700K/CRI 80
up to 267 lm - 3000K/CRI 80
up to 277 lm - 4000K/CRI 80
* Net lumen output
2200K available on request.

Heavy Metal Wall 2
Mono / Double



Power Led
up to 3,4W
up to 138 lm - 2700K/CRI 80
up to 149 lm - 3000K/CRI 80
up to 155 lm - 4000K/CRI 80
* Net lumen output
2200K available on request.

Power Led
up to 4,5W
up to 246 lm - 2700K/CRI 80
up to 267 lm - 3000K/CRI 80
up to 277 lm - 4000K/CRI 80
* Net lumen output
2200K available on request.

Heavy Metal Wall 3
Mono / Double



Mid-Power Led
up to 2,5W
up to 125 lm - 2700K/CRI 80
up to 134 lm - 3000K/CRI 80
up to 142 lm - 4000K/CRI 80
* Net lumen output
2200K available on request.

Mid-Power Led
up to 5W
up to 2x125 lm - 2700K/CRI 80
up to 2x134 lm - 3000K/CRI 80
up to 2x142 lm - 4000K/CRI 80
* Net lumen output
2200K available on request.

Colori / Colours



01 White



06 Grey



12 Forest Green



18 Deep Brown



30 Black



33 Anthracite

Famiglia completa di apparecchi di illuminazione con sorgente luminosa a LED, in differenti finiture con rivestimento a doppio strato di polveri e sottoposte a trattamento di conversione chimica superficiale per una elevata resistenza alla corrosione. Le viterie di fissaggio sono in acciaio inox AISI 316L.

Heavy Metal Spot

Proiettore ultracompatto orientabile predisposto per installazione a soffitto, a parete e a terra con picchetto da ordinare separatamente. Disponibile in due tagli dimensionali (50x50 mm e 70x70 mm) e differenti fasci di apertura per coprire molteplici richieste illuminotecniche. Corpo in alluminio tornito lega EN AW 6060 e staffa di fissaggio in acciaio inox AISI 316L, verniciata coerentemente alla finitura apparecchio per un perfetto abbinamento. La staffa permette una orientabilità di 180° sull'asse verticale e una minima orientabilità di 20° sull'asse orizzontale per direzionare il fascio in base alle esigenze. Diffusore in vetro extrachiaro con bordo serigrafato, fissato attraverso un sistema di incollaggio robotizzato. Apparecchio in 24V dc, necessita di alimentatore remoto da ordinare separatamente.

Heavy Metal Wall 1

Apparecchio installabile a parete. Disponibile con emissione luminosa monodirezionale e con differenti fasci di apertura per coprire molteplici richieste illuminotecniche. Corpo in alluminio tornito lega EN AW 6060, piastra di fissaggio a parete in acciaio inox AISI 316L. Diffusore in vetro extra chiaro con bordo serigrafato, fissato attraverso un sistema di incollaggio robotizzato. Apparecchio in 24V dc, necessita di alimentatore remoto da ordinare separatamente.

Heavy Metal Wall 2

Apparecchio installabile a parete. Disponibile con emissione luminosa monodirezionale o bidirezionale, con differenti fasci di apertura per coprire molteplici esigenze illuminotecniche. Corpo in alluminio tornito lega EN AW 6060, piastra di fissaggio a parete in acciaio inox AISI 316L. Diffusore in vetro extra chiaro con bordo serigrafato, fissato attraverso un sistema di incollaggio robotizzato. Apparecchio in 24V dc, necessita di alimentatore remoto da ordinare separatamente.

Heavy Metal Wall 3

Apparecchio installabile a parete. Disponibile con emissione luminosa monodirezionale o bidirezionale, con fascio di apertura luminoso morbido e diffuso. Corpo in alluminio tornito lega EN AW 6060, piastra di fissaggio a parete in acciaio inox AISI 316L. Diffusore in vetro sabbato con bordo serigrafato, fissato attraverso un sistema di incollaggio robotizzato. Apparecchio in 24V dc, necessita di alimentatore remoto da ordinare separatamente. Per una installazione più agevole è disponibile la cassaforma opzionale (scatola di derivazione 3 moduli modello 503) dove poter anche alloggiare un singolo alimentatore IP 65.

Complete family of luminaries with LED light source, available in different finishes with a double layer coating and a chemical conversion surface treatment to guarantee high resistance to corrosion. The fixing screws are made of AISI 316L stainless steel.

Heavy Metal Spot

Ultra-compact, adjustable projector, designed for ground, wall or ceiling installation, and a post to be ordered separately. Available in two sizes (50x50 mm and 70x70 mm) and with different beam angles to meet different lighting requirements. Turned aluminium structure, EN AW 6060 alloy and AISI 316L stainless steel fixing bracket matching the luminaire finishes for a perfect overall look. The fixing bracket allows an orientation of 180° on the vertical axis and an orientation of less than 20° on the horizontal axis in order to direct the light beam according to requirements. Extra clear glass diffuser with silkscreen border, fixed through a robotic gluing system 24V dc luminaire powered by a remote power supply to be ordered separately.

Heavy Metal Wall 1

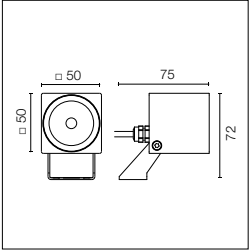

Wall luminaire. Available with monodirectional or bidirectional light emission and with different beam angles to meet different lighting requirements. Turned aluminium body, EN AW 6060 alloy. Stainless steel AISI 316L wall fixing plate. Extra clear glass diffuser with silkscreen border, fixed through a robotic gluing system. 24V dc luminaire powered by a remote power supply to be ordered separately.








Heavy Metal Wall 2

Wall luminaire. Available with monodirectional or bidirectional light emission and with different beam angles to meet different lighting requirements. Turned aluminium body, EN AW 6060 alloy. Stainless steel AISI 316L wall fixing plate. Extra clear glass diffuser with silkscreen border, fixed through a robotic gluing system. 24V dc luminaire powered by a remote power supply to be ordered separately.

Heavy Metal Wall 3

Wall luminaire. Available with monodirectional or bidirectional light emission and a smooth and diffuse beam angle. Turned aluminium body, EN AW 6060 alloy. Stainless steel AISI 316L wall fixing plate. Frosted glass diffuser with silkscreen border, fixed through a robotic gluing system. 24V dc luminaire powered by a remote power supply to be ordered separately. For easy installation, a 3 modules junction box (model 503), where a single IP 65 power supply can also be placed, is available as an option.





Sorgente luminosa a LED inclusa. Alimentazione elettrica remota 24V dc ON/OFF da ordinare separatamente. Staffa di fissaggio a parete inclusa. Dotato di spezzone di cavo uscente in neoprene di 250 mm e kit con connettori crimp e guaina termorestringente adesiva per connessione a tenuta stagna. Vetro trasparente extrachiaro.

LED source included. Electric remote 24V dc ON/OFF power supply to be ordered separately. Wall fixing bracket included. The luminaire is equipped with a protruding, neoprene, 250 mm cable and a wiring kit with crimp connectors and adhesive heat-shrink tubing guaranteeing the water tightness of the connection. Extra clear transparent glass.

2200K disponibile su richiesta.

2200K available on request.

Optic Spot 10°

Power Led: 3,4W - 199 lm ≠ OUTPUT 138 lm - 2700K/CRI 80 - 24Vdc / 3,4W - 215 lm ≠ OUTPUT 149 lm - 3000K/CRI 80 - 24Vdc / 3,4W - 224 lm ≠ OUTPUT 155 lm - 4000K/CRI 80 - 24Vdc

2700K

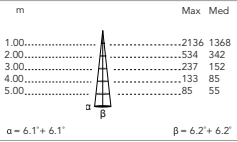
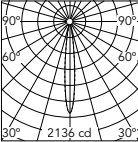
- FA50900501
- FA50900506
- FA50900512
- FA50900518
- FA50900530
- FA50900533

3000K

- FA50900301
- FA50900306
- FA50900312
- FA50900318
- FA50900330
- FA50900333

4000K

- FA50900201
- FA50900206
- FA50900212
- FA50900218
- FA50900230
- FA50900233



m	Max	Med
1.00	2136	1368
2.00	534	342
3.00	237	152
4.00	133	85
5.00	85	55

α = 6.1° + 6.1° β = 6.2° + 6.2°

@ 3000K

Optic Medium 30°

Power Led: 3,4W - 199 lm ≠ OUTPUT 121 lm - 2700K/CRI 80 - 24Vdc / 3,4W - 215 lm ≠ OUTPUT 131 lm - 3000K/CRI 80 - 24Vdc / 3,4W - 224 lm ≠ OUTPUT 136 lm - 4000K/CRI 80 - 24Vdc

2700K

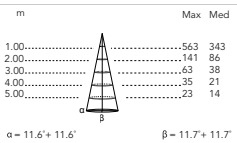
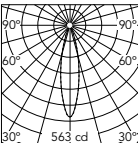
- FA50901501
- FA50901506
- FA50901512
- FA50901518
- FA50901530
- FA50901533

3000K

- FA50901301
- FA50901306
- FA50901312
- FA50901318
- FA50901330
- FA50901333

4000K

- FA50901201
- FA50901206
- FA50901212
- FA50901218
- FA50901230
- FA50901233



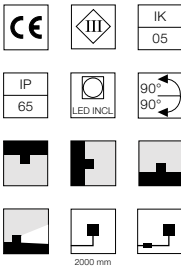
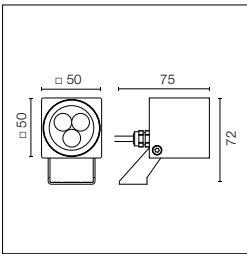
m	Max	Med
1.00	563	343
2.00	141	86
3.00	63	38
4.00	35	21
5.00	23	14

α = 11.6° + 11.6° β = 11.7° + 11.7°

@ 3000K

* Numero massimo di apparecchi per alimentatore / Maximum number of luminaires per power supply.

Numero massimo di apparecchi per alimentatore (Vin220÷240). Dati indicativi da verificare con le specifiche condizioni di installazione.	Maximum number of luminaires per power supply. (220÷240 V). These data must be checked taking into account the specific installation conditions.	Acc. RF25754	1	Acc. RF25752	3
		Acc. RF25748	1	Acc. RF25755	9
		Acc. RF25747	2	Acc. RF25749	17
		Acc. RF25757	2		



Sorgente luminosa a LED inclusa. Alimentazione elettrica remota 24V dc ON/OFF da ordinare separatamente. Staffa di fissaggio a parete inclusa. Dotato di spezzone di cavo uscente in neoprene di 250 mm e kit con connettori crimp e guaina termorestringente adesiva per connessione a tenuta stagna. Vetro trasparente extrachiario.

LED source included. Electric remote 24V dc ON/OFF power supply to be ordered separately. Wall fixing bracket included. The luminaire is equipped with a protruding, neoprene, 250 mm cable and a wiring kit with crimp connectors and adhesive heat-shrink tubing guaranteeing the water tightness of the connection. Extra clear transparent glass.

2200K disponibile su richiesta.

2200K available on request.

Optic Spot 10°

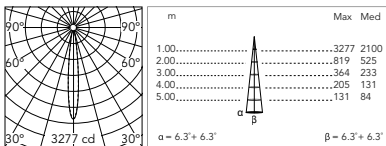
Power Led: 4,5W - 331 lm ≠ OUTPUT 246 lm - 2700K/CRI 80 - 24Vdc / 4,5W - 359 lm ≠ OUTPUT 267 lm - 3000K/CRI 80 - 24Vdc / 4,5W - 373 lm ≠ OUTPUT 277 lm - 4000K/CRI 80 - 24Vdc

- 2700K**

 - FA50902501
 - FA50902506
 - FA50902512
 - FA50902518
 - FA50902530
 - FA50902533
- 3000K**

 - FA50902301
 - FA50902306
 - FA50902312
 - FA50902318
 - FA50902330
 - FA50902333
- 4000K**

 - FA50902201
 - FA50902206
 - FA50902212
 - FA50902218
 - FA50902230
 - FA50902233



@ 3000K

Optic Medium 30°

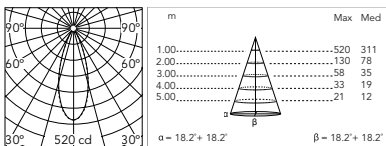
Power Led: 4,5W - 331 lm ≠ OUTPUT 218 lm - 2700K/CRI 80 - 24Vdc / 4,5W - 359 lm ≠ OUTPUT 236 lm - 3000K/CRI 80 - 24Vdc / 4,5W - 373 lm ≠ OUTPUT 245 lm - 4000K/CRI 80 - 24Vdc

- 2700K**

 - FA50903501
 - FA50903506
 - FA50903512
 - FA50903518
 - FA50903530
 - FA50903533
- 3000K**

 - FA50903301
 - FA50903306
 - FA50903312
 - FA50903318
 - FA50903330
 - FA50903333
- 4000K**

 - FA50903201
 - FA50903206
 - FA50903212
 - FA50903218
 - FA50903230
 - FA50903233



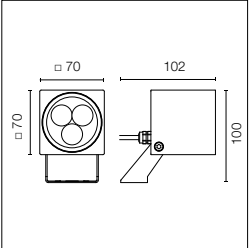
@ 3000K









* Numero massimo di apparecchi per alimentatore / Maximum number of luminaires per power supply.

Numero massimo di apparecchi per alimentatore (Vin220÷240). Dati indicativi da verificare con le specifiche condizioni di installazione.

Maximum number of luminaires per power supply. (220÷240 V). These data must be checked taking into account the specific installation conditions.

Acc. RF25754	1	Acc. RF25757	2
Acc. RF25748	1	Acc. RF25755	7
Acc. RF25747	2	Acc. RF25749	14





Sorgente luminosa a LED inclusa. Alimentazione elettrica remota 24V dc ON/OFF da ordinare separatamente. Staffa di fissaggio a parete inclusa. Dotato di spezzone di cavo uscente in neoprene di 250 mm e kit con connettori crimp e guaina termorestringente adesiva per connessione a tenuta stagna. Vetro trasparente extrachiaro.

LED source included. Electric remote 24V dc ON/OFF power supply to be ordered separately. Wall fixing bracket included. The luminaire is equipped with a protruding, neoprene, 250 mm cable and a wiring kit with crimp connectors and adhesive heat-shrink tubing guaranteeing the water tightness of the connection. Extra clear transparent glass.

2200K disponibile su richiesta.

2200K available on request.

Optic Spot 10°

Power Led: 5,9W - 431 lm ≠ OUTPUT 359 lm - 2700K/CRI 80 - 24Vdc / 5,9W - 466 lm ≠ OUTPUT 389 lm - 3000K/CRI 80 - 24Vdc / 5,9W - 484 lm ≠ OUTPUT 404 lm - 4000K/CRI 80 - 24Vdc

2700K

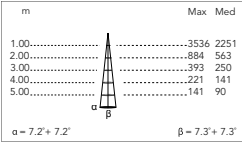
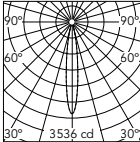
- FA50904501
- FA50904506
- FA50904512
- FA50904518
- FA50904530
- FA50904533

3000K

- FA50904301
- FA50904306
- FA50904312
- FA50904318
- FA50904330
- FA50904333

4000K

- FA50904201
- FA50904206
- FA50904212
- FA50904218
- FA50904230
- FA50904233



@ 3000K

Optic Medium 30°

Power Led: 5,9W - 431 lm ≠ OUTPUT 364 lm - 2700K/CRI 80 - 24Vdc / 5,9W - 466 lm ≠ OUTPUT 395 lm - 30 00K/CRI 80 - 24Vdc / 5,9W - 484 lm ≠ OUTPUT 410 lm - 4000K/CRI 80 - 24Vdc

2700K

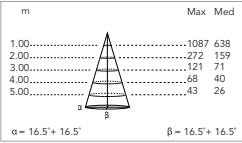
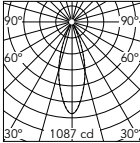
- FA50906501
- FA50906506
- FA50906512
- FA50906518
- FA50906530
- FA50906533

3000K

- FA50906301
- FA50906306
- FA50906312
- FA50906318
- FA50906330
- FA50906333

4000K

- FA50906201
- FA50906206
- FA50906212
- FA50906218
- FA50906230
- FA50906233



@ 3000K

Optic Flood 50°

Power Led: 5,9W - 431 lm ≠ OUTPUT 329 lm - 2700K/CRI 80 - 24Vdc / 5,9W - 466 lm ≠ OUTPUT 357 lm - 30 00K/CRI 80 - 24Vdc / 5,9W - 484 lm ≠ OUTPUT 371 lm - 4000K/CRI 80 - 24Vdc

2700K

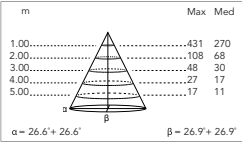
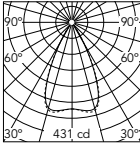
- FA50905501
- FA50905506
- FA50905512
- FA50905518
- FA50905530
- FA50905533

3000K

- FA50905301
- FA50905306
- FA50905312
- FA50905318
- FA50905330
- FA50905333

4000K

- FA50905201
- FA50905206
- FA50905212
- FA50905218
- FA50905230
- FA50905233



@ 3000K

* Numero massimo di apparecchi per alimentatore / Maximum number of luminaires per power supply.

Numero massimo di apparecchi per alimentatore (Vin220÷240). Dati indicativi da verificare con le specifiche condizioni di installazione.	Maximum number of luminaires per power supply. (220÷240 V). These data must be checked taking into account the specific installation conditions.	Acc. RF25747	1	Acc. RF25755	6
		Acc. RF25757	1	Acc. RF25749	12
		Acc. RF25752	2		

Heavy Metal Spot: Accessori / Accessories

Picchetto per installazione
a terra.

Ground spike.

FA136

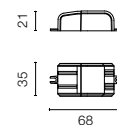


Heavy Metal Spot: Driver / Drivers

Alimentatore doppia funzione
Vout 24Vdc: 8W/100÷240V
Iout 350ma: 6x1W/100÷240V
IP20 Classe II Selv Eq.

Power supply dual function
Vout 24Vdc: 8W/100÷240V
Iout 350ma: 6x1W/100÷240V
IP20 Class II Selv Eq.

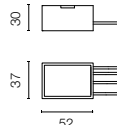
*RF25754



Alimentatore 24V 8W / 110-
240V IP65 Classe II selv.

Power supply 24V 8W / 110-
240V IP65 Class II selv.

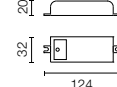
*RF25748



Alimentatore 24V 10W / 110-
240V IP20 Classe II selv.

Power supply 24V 10W /110-
240V IP20 Class II selv.

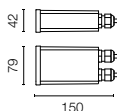
*RF25747



Alimentatore 24V 10W / 110-
240V IP67 Classe II selv.

Power supply 24V 10W /
110-240V IP67 Class II selv.

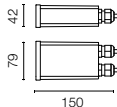
*RF25757



Alimentatore per installazione
remota 24Vdc 20W / 220-
240V IP67 Classe II selv.

Power supply for remote
installation 24Vdc 20W / 220-
240V IP67 Class II selv.

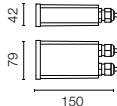
*RF25752



Alimentatore 24Vdc 35W /
120-270V IP67 Classe II selv.

Power supply 24Vdc 35W /
120-270V IP67 Class II selv.

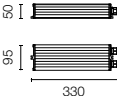
F990B23AZ00



Alimentatore 24Vdc 50W /
120-240V IP67 Classe II selv.

Power supply 24Vdc 50W /
120-240V IP67 Class II selv.

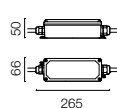
*RF25755




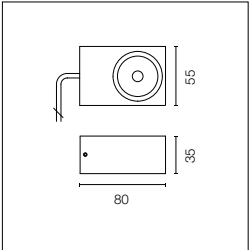
Alimentatore 24Vdc 70W /
220-240V IP67 Classe II selv.




Power supply 24Vdc 70W /
220-240V IP67 Class II selv.



*RF25749















Sorgente luminosa a LED inclusa. Alimentazione elettrica remota 24V dc ON/OFF da ordinare separatamente. Staffa di fissaggio a parete inclusa. Dotato di spezzone di cavo uscente in neoprene di 250 mm e kit con connettori crimp e guaina termorestringente adesiva per connessione a tenuta stagna. Vetro trasparente extrachiaro.

LED source included. Electric remote 24V dc ON/OFF power supply to be ordered separately. Wall fixing bracket included. The luminaire is equipped with a protruding, neoprene, 250 mm cable and a wiring kit with crimp connectors and adhesive heat-shrink tubing guaranteeing the water tightness of the connection. Extra clear transparent glass.

2200K disponibile su richiesta.

2200K available on request.

Optic Spot 10°

Power Led: 3,4W - 199 lm ≠ OUTPUT 138 lm - 2700K/CRI 80 - 24Vdc / 3,4W - 215 lm ≠ OUTPUT 149 lm - 3000K/CRI 80 - 24Vdc / 3,4W - 224 lm ≠ OUTPUT 155 lm - 4000K/CRI 80 - 24Vdc

2700K

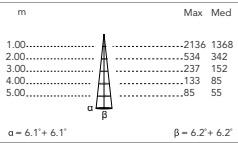
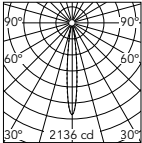
- FA50800501
- FA50800506
- FA50800512
- FA50800518
- FA50800530
- FA50800533

3000K

- FA50800301
- FA50800306
- FA50800312
- FA50800318
- FA50800330
- FA50800333

4000K

- FA50800201
- FA50800206
- FA50800212
- FA50800218
- FA50800230
- FA50800233



@ 3000K

Optic Medium 30°

Power Led: 3,4W - 199 lm ≠ OUTPUT 121 lm - 2700K/CRI 80 - 24Vdc / 3,4W - 215 lm ≠ OUTPUT 131 lm - 3000K/CRI 80 - 24Vdc / 3,4W - 224 lm ≠ OUTPUT 136 lm - 4000K/CRI 80 - 24Vdc

2700K

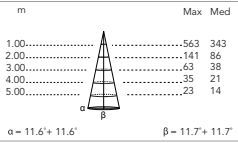
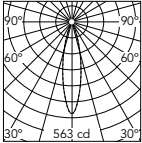
- FA50801501
- FA50801506
- FA50801512
- FA50801518
- FA50801530
- FA50801533

3000K

- FA50801301
- FA50801306
- FA50801312
- FA50801318
- FA50801330
- FA50801333

4000K

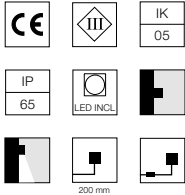
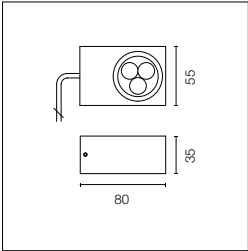
- FA50801201
- FA50801206
- FA50801212
- FA50801218
- FA50801230
- FA50801233



@ 3000K

* Numero massimo di apparecchi per alimentatore / Maximum number of luminaires per power supply.

Numero massimo di apparecchi per alimentatore (Vin220÷240). Dati indicativi da verificare con le specifiche condizioni di installazione.	Maximum number of luminaires per power supply. (220÷240 V). These data must be checked taking into account the specific installation conditions.	Acc. RF25754	1	Acc. RF25752	3
		Acc. RF25748	1	Acc. RF25755	9
		Acc. RF25747	2	Acc. RF25749	17
		Acc. RF25757	2		



Sorgente luminosa a LED inclusa. Alimentazione elettrica remota 24V dc ON/OFF da ordinare separatamente. Staffa di fissaggio a parete inclusa. Dotato di spezzone di cavo uscente in neoprene di 250 mm e kit con connettori crimp e guaina termorestringente adesiva per connessione a tenuta stagna. Vetro trasparente extrachiario.

LED source included. Electric remote 24V dc ON/OFF power supply to be ordered separately. Wall fixing bracket included. The luminaire is equipped with a protruding, neoprene, 250 mm cable and a wiring kit with crimp connectors and adhesive heat-shrink tubing guaranteeing the water tightness of the connection. Extra clear transparent glass.

2200K disponibile su richiesta.

2200K available on request.

Optic Spot 10°

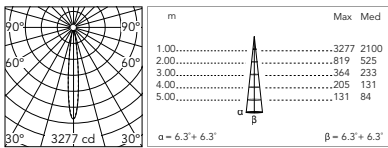
Power Led: 4,5W - 331 lm ≠ OUTPUT 246 lm - 2700K/CRI 80 - 24Vdc / 4,5W - 359 lm ≠ OUTPUT 267 lm - 3000K/CRI 80 - 24Vdc / 4,5W - 373 lm ≠ OUTPUT 277 lm - 4000K/CRI 80 - 24Vdc

- 2700K**

 - FA50802501
 - FA50802506
 - FA50802512
 - FA50802518
 - FA50802530
 - FA50802533
- 3000K**

 - FA50802301
 - FA50802306
 - FA50802312
 - FA50802318
 - FA50802330
 - FA50802333
- 4000K**

 - FA50802201
 - FA50802206
 - FA50802212
 - FA50802218
 - FA50802230
 - FA50802233



@ 3000K

Optic Medium 30°

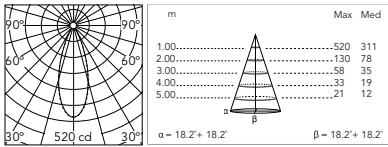
Power Led: 4,5W - 331 lm ≠ OUTPUT 218 lm - 2700K/CRI 80 - 24Vdc / 4,5W - 359 lm ≠ OUTPUT 236 lm - 3000K/CRI 80 - 24Vdc / 4,5W - 373 lm ≠ OUTPUT 245 lm - 4000K/CRI 80 - 24Vdc

- 2700K**

 - FA50803501
 - FA50803506
 - FA50803512
 - FA50803518
 - FA50803530
 - FA50803533
- 3000K**

 - FA50803301
 - FA50803306
 - FA50803312
 - FA50803318
 - FA50803330
 - FA50803333
- 4000K**

 - FA50803201
 - FA50803206
 - FA50803212
 - FA50803218
 - FA50803230
 - FA50803233


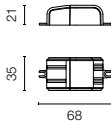

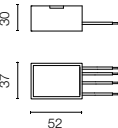

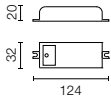

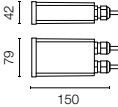

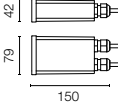

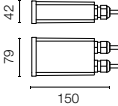

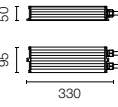

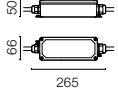


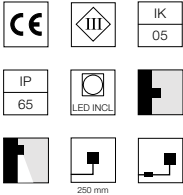
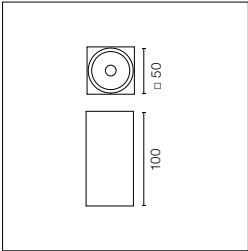
@ 3000K

* Numero massimo di apparecchi per alimentatore / Maximum number of luminaires per power supply.

Numero massimo di apparecchi per alimentatore (Vin220÷240). Dati indicativi da verificare con le specifiche condizioni di installazione.	Maximum number of luminaires per power supply. (220÷240 V). These data must be checked taking into account the specific installation conditions.	Acc. RF25754	1	Acc. RF25757	2
		Acc. RF25748	1	Acc. RF25755	7
		Acc. RF25747	2	Acc. RF25749	14

Heavy Metal Wall 1: Driver / Drivers

Alimentatore doppia funzione Vout 24Vdc: 8W/100÷240V Iout 350ma: 6x1W/100÷240V IP20 Classe II Selv Eq.	Power supply dual function Vout 24Vdc: 8W/100÷240V Iout 350ma: 6x1W/100÷240V IP20 Class II Selv Eq.	*RF25754		
Alimentatore 24V 8W / 110-240V IP65 Classe II selv.	Power supply 24V 8W / 110-240V IP65 Class II selv.	*RF25748		
Alimentatore 24V 10W / 110-240V IP20 Classe II selv.	Power supply 24V 10W / 110-240V IP20 Class II selv.	*RF25747		
Alimentatore 24V 10W / 110-240V IP67 Classe II selv.	Power supply 24V 10W / 110-240V IP67 Class II selv.	*RF25757		
Alimentatore per installazione remota 24Vdc 20W / 220-240V IP67 Classe II selv.	Power supply for remote installation 24Vdc 20W / 220-240V IP67 Class II selv.	Heavy Metal Wall 1 2,2W *RF25752		
Alimentatore 24Vdc 35W / 120-270V IP67 Classe II selv.	Power supply 24Vdc 35W / 120-270V IP67 Class II selv.	F990B23AZ00		
Alimentatore 24Vdc 50W / 120-240V IP67 Classe II selv.	Power supply 24Vdc 50W / 120-240V IP67 Class II selv.	*RF25755		
Alimentatore 24Vdc 70W / 220-240V IP67 Classe II selv.	Power supply 24Vdc 70W / 220-240V IP67 Class II selv.	*RF25749		



Sorgente luminosa a LED inclusa. Alimentazione elettrica remota 24V dc ON/OFF da ordinare separatamente. Staffa di fissaggio a parete inclusa. Dotato di spezzone di cavo uscente in neoprene di 250 mm e kit con connettori crimp e guaina termorestringente adesiva per connessione a tenuta stagna. Vetro trasparente extrachiario.

LED source included. Electric remote 24V dc ON/OFF power supply to be ordered separately. Wall fixing bracket included. The luminaire is equipped with a protruding, neoprene, 250 mm cable and a wiring kit with crimp connectors and adhesive heat-shrink tubing guaranteeing the water tightness of the connection. Extra clear transparent glass.

2200K disponibile su richiesta.

2200K available on request.

Optic Spot 10°

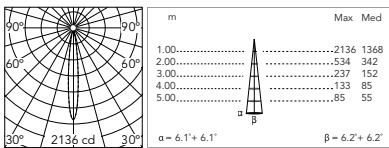
Power Led: 3,4W - 199 lm ≠ OUTPUT 138 lm - 2700K/CRI 80 - 24Vdc / 3,4W - 215 lm ≠ OUTPUT 149 lm - 3000K/CRI 80 - 24Vdc / 3,4W - 224 lm ≠ OUTPUT 155 lm - 4000K/CRI 80 - 24Vdc

- 2700K**

 - FA50700501
 - FA50700506
 - FA50700512
 - FA50700518
 - FA50700530
 - FA50700533
- 3000K**

 - FA50700301
 - FA50700306
 - FA50700312
 - FA50700318
 - FA50700330
 - FA50700333
- 4000K**

 - FA50700201
 - FA50700206
 - FA50700212
 - FA50700218
 - FA50700230
 - FA50700233



@ 3000K

Optic Medium 30°

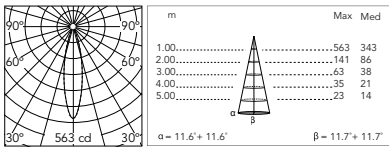
Power Led: 3,4W - 199 lm ≠ OUTPUT 121 lm - 2700K/CRI 80 - 24Vdc / 3,4W - 215 lm ≠ OUTPUT 131 lm - 3000K/CRI 80 - 24Vdc / 3,4W - 224 lm ≠ OUTPUT 136 lm - 4000K/CRI 80 - 24Vdc

- 2700K**

 - FA50701501
 - FA50701506
 - FA50701512
 - FA50701518
 - FA50701530
 - FA50701533
- 3000K**

 - FA50701301
 - FA50701306
 - FA50701312
 - FA50701318
 - FA50701330
 - FA50701333
- 4000K**

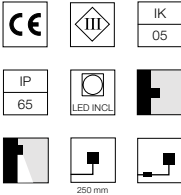
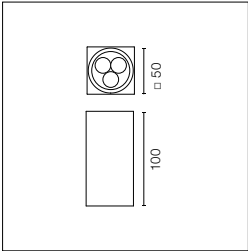
 - FA50701201
 - FA50701206
 - FA50701212
 - FA50701218
 - FA50701230
 - FA50701233



@ 3000K

* Numero massimo di apparecchi per alimentatore / Maximum number of luminaires per power supply.

Numero massimo di apparecchi per alimentatore (Vin220÷240). Dati indicativi da verificare con le specifiche condizioni di installazione.	Maximum number of luminaires per power supply. (220÷240 V). These data must be checked taking into account the specific installation conditions.	Acc. RF25754	1	Acc. RF25752	3
		Acc. RF25748	1	Acc. RF25755	9
		Acc. RF25747	2	Acc. RF25749	17
		Acc. RF25757	2		



Sorgente luminosa a LED inclusa. Alimentazione elettrica remota 24V dc ON/OFF da ordinare separatamente. Staffa di fissaggio a parete inclusa. Dotato di spezzone di cavo uscente in neoprene di 250 mm e kit con connettori crimp e guaina termorestringente adesiva per connessione a tenuta stagna. Vetro trasparente extrachiaro.

LED source included. Electric remote 24V dc ON/OFF power supply to be ordered separately. Wall fixing bracket included. The luminaire is equipped with a protruding, neoprene, 250 mm cable and a wiring kit with crimp connectors and adhesive heat-shrink tubing guaranteeing the water tightness of the connection. Extra clear transparent glass.

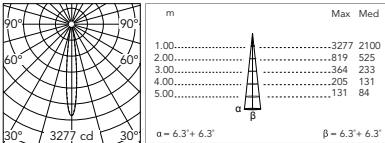
2200K disponibile su richiesta.

2200K available on request.

Optic Spot 10°

Power Led: 4,5W - 331 lm ≠ OUTPUT 246 lm - 2700K/CRI 80 - 24Vdc / 4,5W - 359 lm ≠ OUTPUT 267 lm - 3000K/CRI 80 - 24Vdc / 4,5W - 373 lm ≠ OUTPUT 277 lm - 4000K/CRI 80 - 24Vdc

- | 2700K | 3000K | 4000K |
|--------------|--------------|--------------|
| ○ FA50702501 | ○ FA50702301 | ○ FA50702201 |
| ● FA50702506 | ● FA50702306 | ● FA50702206 |
| ● FA50702512 | ● FA50702312 | ● FA50702212 |
| ● FA50702518 | ● FA50702318 | ● FA50702218 |
| ● FA50702530 | ● FA50702330 | ● FA50702230 |
| ● FA50702533 | ● FA50702333 | ● FA50702233 |

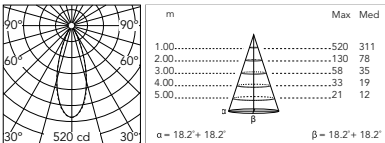


@ 3000K

Optic Medium 30°

Power Led: 4,5W - 331 lm ≠ OUTPUT 218 lm - 2700K/CRI 80 - 24Vdc / 4,5W - 359 lm ≠ OUTPUT 236 lm - 3000K/CRI 80 - 24Vdc / 4,5W - 373 lm ≠ OUTPUT 245 lm - 4000K/CRI 80 - 24Vdc

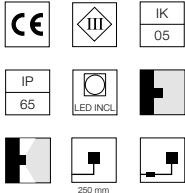
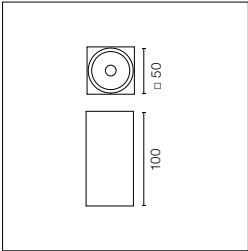
- | 2700K | 3000K | 4000K |
|--------------|--------------|--------------|
| ○ FA50703501 | ○ FA50703301 | ○ FA50703201 |
| ● FA50703506 | ● FA50703306 | ● FA50703206 |
| ● FA50703512 | ● FA50703312 | ● FA50703212 |
| ● FA50703518 | ● FA50703318 | ● FA50703218 |
| ● FA50703530 | ● FA50703330 | ● FA50703230 |
| ● FA50703533 | ● FA50703333 | ● FA50703233 |



@ 3000K

* Numero massimo di apparecchi per alimentatore / Maximum number of luminaires per power supply.

Numero massimo di apparecchi per alimentatore (Vin220÷240). Dati indicativi da verificare con le specifiche condizioni di installazione.	Maximum number of luminaires per power supply. (220÷240 V). These data must be checked taking into account the specific installation conditions.	Acc. RF25754	1	Acc. RF25757	2
		Acc. RF25748	1	Acc. RF25755	7
		Acc. RF25747	2	Acc. RF25749	14



Sorgente luminosa a LED inclusa. Alimentazione elettrica remota 24V dc ON/OFF da ordinare separatamente. Staffa di fissaggio a parete inclusa. Dotato di spezzone di cavo uscente in neoprene di 250 mm e kit con connettori crimp e guaina termorestringente adesiva per connessione a tenuta stagna. Vetro trasparente extrachiario.

LED source included. Electric remote 24V dc ON/OFF power supply to be ordered separately. Wall fixing bracket included. The luminaire is equipped with a protruding, neoprene, 250 mm cable and a wiring kit with crimp connectors and adhesive heat-shrink tubing guaranteeing the water tightness of the connection. Extra clear transparent glass.

2200K disponibile su richiesta.

2200K available on request.

Optic Spot 10°

Power Led: 6,8W - 2x199 lm ≠ OUTPUT 2x138 lm - 2700K/CRI 80 - 24Vdc / 6,8W - 2x215 lm ≠ OUTPUT 2x149 lm - 3000K/CRI 80 - 24Vdc / 6,8W - 2x224 lm ≠ OUTPUT 2x155 lm - 4000K/CRI 80 - 24Vdc

2700K

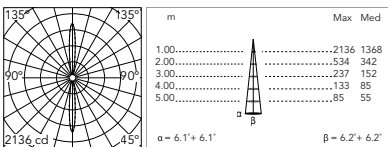
- FA50710501
- FA50710506
- FA50710512
- FA50710518
- FA50710530
- FA50710533

3000K

- FA50710301
- FA50710306
- FA50710312
- FA50710318
- FA50710330
- FA50710333

4000K

- FA50710201
- FA50710206
- FA50710212
- FA50710218
- FA50710230
- FA50710233



@ 3000K

Optic Medium 30°

Power Led: 6,8W - 2x199 lm ≠ OUTPUT 2x121 lm - 2700K/CRI 80 - 24Vdc / 6,8W - 2x215 lm ≠ OUTPUT 2x131 lm - 3000K/CRI 80 - 24Vdc / 6,8W - 2x224 lm ≠ OUTPUT 2x136 lm - 4000K/CRI 80 - 24Vdc

2700K

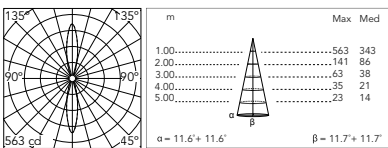
- FA50711501
- FA50711506
- FA50711512
- FA50711518
- FA50711530
- FA50711533

3000K

- FA50711301
- FA50711306
- FA50711312
- FA50711318
- FA50711330
- FA50711333

4000K

- FA50711201
- FA50711206
- FA50711212
- FA50711218
- FA50711230
- FA50711233



@ 3000K

* Numero massimo di apparecchi per alimentatore / Maximum number of luminaires per power supply.

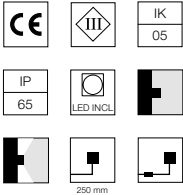
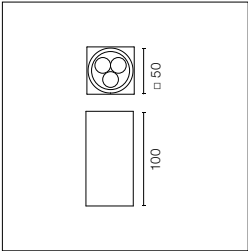
Numero massimo di apparecchi per alimentatore (Vin220÷240). Dati indicativi da verificare con le specifiche condizioni di installazione.

Maximum number of luminaires per power supply. (220÷240 V). These data must be checked taking into account the specific installation conditions.

Acc. RF25747	1
Acc. RF25757	1
Acc. RF25752	2

Acc. RF25755	5
Acc. RF25749	8

Heavy Metal HP Wall 2 Double



Sorgente luminosa a LED inclusa. Alimentazione elettrica remota 24V dc ON/OFF da ordinare separatamente. Staffa di fissaggio a parete inclusa. Dotato di spezzone di cavo uscente in neoprene di 250 mm e kit con connettori crimp e guaina termorestringente adesiva per connessione a tenuta stagna. Vetro trasparente extrachiaro.

LED source included. Electric remote 24V dc ON/OFF power supply to be ordered separately. Wall fixing bracket included. The luminaire is equipped with a protruding, neoprene, 250 mm cable and a wiring kit with crimp connectors and adhesive heat-shrink tubing guaranteeing the water tightness of the connection. Extra clear transparent glass.

2200K disponibile su richiesta.

2200K available on request.

Optic Spot 10°

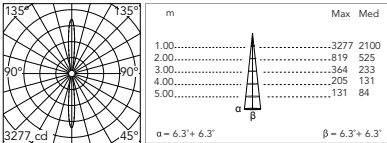
Power Led: 9W - 2x331 lm ≠ OUTPUT 2x246 lm - 2700K/CRI 80 - 24Vdc / 9W - 2x359 lm ≠ OUTPUT 2x267 lm - 3000K/CRI 80 - 24Vdc / 9W - 2x373 lm ≠ OUTPUT 2x277 lm - 4000K/CRI 80 - 24Vdc

- 2700K**

 - FA50712501
 - FA50712506
 - FA50712512
 - FA50712518
 - FA50712530
 - FA50712533
- 3000K**

 - FA50712301
 - FA50712306
 - FA50712312
 - FA50712318
 - FA50712330
 - FA50712333
- 4000K**

 - FA50712201
 - FA50712206
 - FA50712212
 - FA50712218
 - FA50712230
 - FA50712233



@ 3000K

Optic Medium 30°

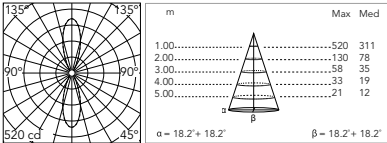
Power Led: 9W - 2x331 lm ≠ OUTPUT 2x218 lm - 2700K/CRI 80 - 24Vdc / 9W - 2x359 lm ≠ OUTPUT 2x236 lm - 3000K/CRI 80 - 24Vdc / 9W - 2x373 lm ≠ OUTPUT 2x245 lm - 4000K/CRI 80 - 24Vdc

- 2700K**

 - FA50713501
 - FA50713506
 - FA50713512
 - FA50713518
 - FA50713530
 - FA50713533
- 3000K**

 - FA50713301
 - FA50713306
 - FA50713312
 - FA50713318
 - FA50713330
 - FA50713333
- 4000K**

 - FA50713201
 - FA50713206
 - FA50713212
 - FA50713218
 - FA50713230
 - FA50713233


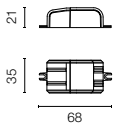

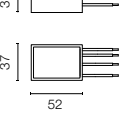

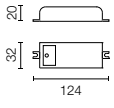

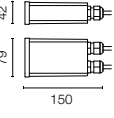

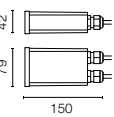

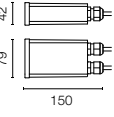

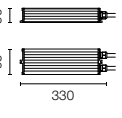

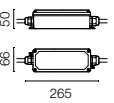


@ 3000K

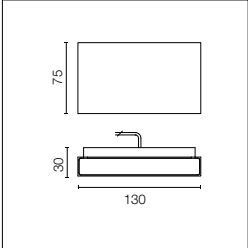

* Numero massimo di apparecchi per alimentatore / Maximum number of luminaires per power supply.



Numero massimo di apparecchi per alimentatore (Vin220÷240). Dati indicativi da verificare con le specifiche condizioni di installazione.	Maximum number of luminaires per power supply. (220÷240 V). These data must be checked taking into account the specific installation conditions.	Acc. RF25747	1
		Acc. RF25757	1
		Acc. RF25755	3
		Acc. RF25749	7

Heavy Metal Wall 2: Driver / Drivers

Alimentatore doppia funzione Vout 24Vdc: 8W/100÷240V Iout 350ma: 6x1W/100÷240V IP20 Classe II Selv Eq.	Power supply dual function Vout 24Vdc: 8W/100÷240V Iout 350ma: 6x1W/100÷240V IP20 Class II Selv Eq.	Heavy Metal Wall 2 Mono *RF25754		
Alimentatore 24V 8W / 110-240V IP65 Classe II selv.	Power supply 24V 8W / 110-240V IP65 Class II selv.	Heavy Metal Wall 2 Double *RF25748		
Alimentatore 24V 10W / 110-240V IP20 Classe II selv.	Power supply 24V 10W /110-240V IP20 Class II selv.	*RF25747		
Alimentatore 24V 10W / 110-240V IP67 Classe II selv.	Power supply 24V 10W / 110-240V IP67 Class II selv.	*RF25757		
Alimentatore per installazione remota 24Vdc 20W / 220-240V IP67 Classe II selv.	Power supply for remote installation 24Vdc 20W / 220-240V IP67 Class II selv.	*RF25752		
Alimentatore 24Vdc 35W / 120-270V IP67 Classe II selv.	Power supply 24Vdc 35W / 120-270V IP67 Class II selv.	F990B23AZ00		
Alimentatore 24Vdc 50W / 120-240V IP67 Classe II selv.	Power supply 24Vdc 50W / 120-240V IP67 Class II selv.	*RF25755		
Alimentatore 24Vdc 70W / 220-240V IP67 Classe II selv.	Power supply 24Vdc 70W / 220-240V IP67 Class II selv.	*RF25749		

Heavy Metal Wall 3 Mono







Sorgente luminosa a LED inclusa. Alimentazione elettrica remota 24V dc ON/OFF da ordinare separatamente. Staffa di fissaggio a parete inclusa. Dotato di spezzone di cavo uscente in neoprene di 250 mm e kit con connettori crimp e guaina termorestringente adesiva per connessione a tenuta stagna. Vetro trasparente extrachiaro.

LED source included. Electric remote 24V dc ON/OFF power supply to be ordered separately. Wall fixing bracket included. The luminaire is equipped with a protruding, neoprene, 250 mm cable and a wiring kit with crimp connectors and adhesive heat-shrink tubing guaranteeing the water tightness of the connection. Extra clear transparent glass.

2200K disponibile su richiesta.

2200K available on request.

Mid-Power Led: 2,5W - 246 lm ≠ OUTPUT 162 lm - 2700K/CRI 80 - 24Vdc / 2,5W - 265 lm ≠ OUTPUT 168 lm - 3000K/CRI 80 - 24Vdc / 2,5W - 278 lm ≠ OUTPUT 174 lm - 4000K/CRI 80 - 24Vdc

2700K

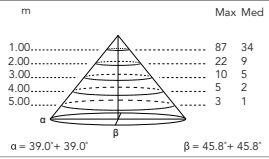
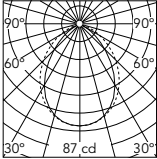
- FA51200501
- FA51200506
- FA51200512
- FA51200518
- FA51200530
- FA51200533

3000K

- FA51200301
- FA51200306
- FA51200312
- FA51200318
- FA51200330
- FA51200333

4000K

- FA51200201
- FA51200206
- FA51200212
- FA51200218
- FA51200230
- FA51200233

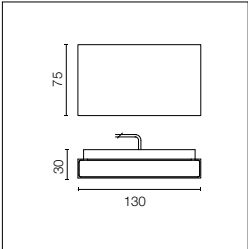







@ 3000K





* Numero massimo di apparecchi per alimentatore / Maximum number of luminaires per power supply.

Numero massimo di apparecchi per alimentatore (Vin220÷240). Dati indicativi da verificare con le specifiche condizioni di installazione.	Maximum number of luminaires per power supply. (220÷240 V). These data must be checked taking into account the specific installation conditions.	Acc. RF25754	3	Acc. RF26387.A	6
		Acc. RF25748	3	Acc. RF25752	8
		Acc. RF25747	4	Acc. RF25755	20
		Acc. RF25757	4	Acc. RF25749	25
		Acc. RF25750	6	Acc. RF25756	35
		Acc. F990B21A000	6		

Heavy Metal Wall 3 Double







Sorgente luminosa a LED inclusa. Alimentazione elettrica remota 24V dc ON/OFF da ordinare separatamente. Staffa di fissaggio a parete inclusa. Dotato di spezzone di cavo uscente in neoprene di 250 mm e kit con connettori crimp e guaina termorestringente adesiva per connessione a tenuta stagna. Vetro trasparente extrachiaro.

LED source included. Electric remote 24V dc ON/OFF power supply to be ordered separately. Wall fixing bracket included. The luminaire is equipped with a protruding, neoprene, 250 mm cable and a wiring kit with crimp connectors and adhesive heat-shrink tubing guaranteeing the water tightness of the connection. Extra clear transparent glass.

2200K disponibile su richiesta.

2200K available on request.

Mid-Power Led: 5W - 2x246 lm ≠ OUTPUT 2x162 lm - 2700K/CRI 80 - 24Vdc / 5W - 2x265 lm ≠ OUTPUT 2x168 lm - 3000K/CRI 80 - 24Vdc / 5W - 2x278 lm ≠ OUTPUT 2x174 lm - 4000K/CRI 80 - 24Vdc

2700K

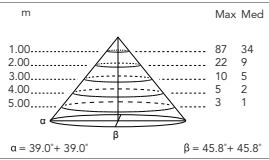
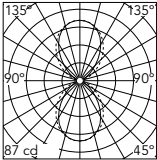
- FA51201501
- FA51201506
- FA51201512
- FA51201518
- FA51201530
- FA51201533

3000K

- FA51201301
- FA51201306
- FA51201312
- FA51201318
- FA51201330
- FA51201333

4000K

- FA51201201
- FA51201206
- FA51201212
- FA51201218
- FA51201230
- FA51201233



@ 3000K

* Numero massimo di apparecchi per alimentatore / Maximum number of luminaires per power supply.

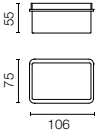
Numero massimo di apparecchi per alimentatore (Vin220÷240). Dati indicativi da verificare con le specifiche condizioni di installazione.	Maximum number of luminaires per power supply. (220÷240 V). These data must be checked taking into account the specific installation conditions.	Acc. RF25754	1	Acc. RF26387.A	3
		Acc. RF25748	1	Acc. RF25752	4
		Acc. RF25747	2	Acc. RF25755	10
		Acc. RF25757	2	Acc. RF25749	13
		Acc. RF25750	3	Acc. RF25756	17
		Acc. F990B21A000	3		

Heavy Metal Wall 3: Accessori / Accessories

Scatola di derivazione da
incasso 3 moduli (modello
503)

Recessed 3-module
junction box (model 503)

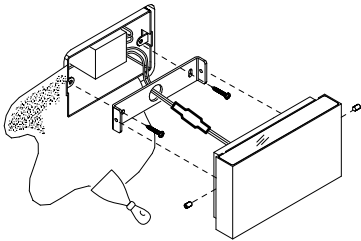
Heavy Metal Wall 3
F990H010000



Heavy Metal Wall 3 Installation acc. F990H010000

Heavy Metal Wall 3 con scatola
per incasso.
Opzionale: alimentatore art. 106
in scatola da incasso.

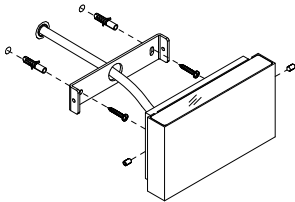
Heavy Metal Wall 3 with box.
Optional: power supply code
106 in recessed box.



Heavy Metal Wall 3 Installation acc. F990H010000

Heavy Metal Wall 3 senza scatola
per incasso.

Heavy Metal Wall 3 without box.

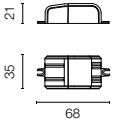


Heavy Metal Wall 3: Driver / Drivers

Alimentatore doppia funzione
Vout 24Vdc: 8W/100÷240V
Iout 350ma: 6x1W/100÷240V
IP20 Classe II Selv Eq.

Power supply dual function
Vout 24Vdc: 8W/100÷240V
Iout 350ma: 6x1W/100÷240V
IP20 Class II Selv Eq.

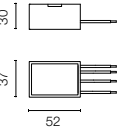
*RF25754



Alimentatore 24Vdc 8W / 110-
240V IP65 Classe II selv.

Power supply 24Vdc 8W /
110-240V IP65 Class II selv.

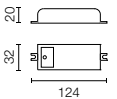
*RF25748



Alimentatore per installazione
remota 24Vdc 10W / 110-
240V IP20 Classe II selv.

Power supply for remote
installation 24Vdc 10W / 110-
240V IP20 Class II selv.

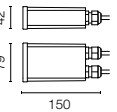
*RF25747



Alimentatore 24V 10W / 110-
240V IP67 Classe II selv.

Power supply 24V 10W /
110-240V IP67 Class II selv.

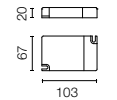
*RF25757



Alimentatore per installazione
remota 24Vdc 17W / 110-
240V (15W@110V) IP20
Classe II selv.

Power supply for remote
installation 24Vdc 17W /
110-240V (15W@110V) IP20
Class II selv.

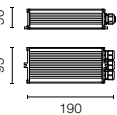
*RF25750
Dimmable 1-10V



Alimentatore 17W/110÷240V
- 24Vdc (15W@110V) IP67
Classe II Selv.

Power supply 17W/110÷240V -
24Vdc (15W@110V) IP67 Class
II Selv.

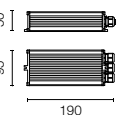
*F990B21A000



Alimentatore per installazione
remota 24Vdc 20W / 110-
240Vdc (15W@110V) IP67
Classe II selv.

Power supply for remote
installation 24Vdc 20W /
110-240Vdc (15W@110V) IP67
Class II selv.

*RF26387.A
Dimmable DALI



Heavy Metal Wall 3: Driver / Drivers

Alimentatore per installazione remota 24Vdc 20W / 220-240V IP67 Classe II selv.	Power supply for remote installation 24Vdc 20W / 220-240V IP67 Class II selv.	*RF25752		
Alimentatore per installazione remota 24Vdc 50W / 120-240V IP67 Classe II selv.	Power supply for remote installation 24Vdc 50W / 120-240V IP67 Class II selv.	*RF25755		
Alimentatore 24Vdc 35W / 120-270V IP67 Classe II selv.	Power supply 24Vdc 35W / 120-270V IP67 Class II selv.	F990B23AZ00		
Alimentatore per installazione remota 24Vdc 70W / 220-240V IP67 Classe II selv.	Power supply for remote installation 24Vdc 70W / 220-240V IP67 Class II selv.	*RF25749		
Alimentatore per installazione remota 24Vdc 96W / 120-240V IP67 Classe II selv.	Power supply for remote installation 24Vdc 96W / 120-240V IP67 Class II selv.	*RF25756		

Marco





Marco Mono



Famiglia / Family

Marco Mono



Power Led
up to 3W
up to 103 lm - 2700K/CRI 80
up to 110 lm - 3000K/CRI 80
up to 114 lm - 4000K/CRI 80
* Net lumen output
2200K available on request.

Marco Double



Power Led
up to 4W
up to 2x103 lm - 2700K/CRI 80
up to 2x110 lm - 3000K/CRI 80
up to 2x114 lm - 4000K/CRI 80
* Net lumen output
2200K available on request.

Marco
Omnidirectional



Power Led
up to 7W
up to 4x103 lm - 2700K/CRI 80
up to 4x110 lm - 3000K/CRI 80
up to 4x114 lm - 4000K/CRI 80
* Net lumen output
2200K available on request.

Colori / Colours



01 White



06 Grey



12 Forest Green



18 Deep Brown



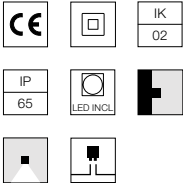
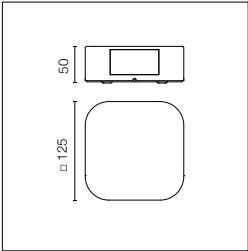
30 Black



33 Anthracite

Apparecchio a parete per esterno con sorgente luminosa a LED, caratterizzato dalla forma quadrata arrotondata e dalla minima sporgenza. Disponibile in differenti combinazioni di apertura di fascio e di finestre di emissione per la creazione di segni grafici a parete con luce radente. Corpo in alluminio pressofuso EN AB-47100, a basso contenuto di rame, staffa di fissaggio a parete in acciaio inox AISI 304. Diffusore in vetro extrachiaro con bordo serigrafato, fissato attraverso un sistema di incollaggio robotizzato a filo con il bordo lampada per evitare depositi d'acqua. Disponibili in differenti finiture con rivestimento a doppio strato di polveri e sottoposte a trattamento di conversione chimica superficiale per una elevata resistenza alla corrosione. Viterie di fissaggio sono in acciaio inox AISI 316L di dimensioni minime per una perfetta integrazione a filo nel corpo dell'apparecchio.

Outdoor wall luminaire with LED light source. It is characterized by its square shape with rounded profiles and reduced protrusion. Available in different combinations of beam angles and emission windows, which allow the creation of luminous graphic signs flush with the wall. Die-cast aluminium structure, EN AB-47100 alloy (with low copper content) and AISI 304 stainless steel fixing bracket. Extra clear glass diffuser with silkscreen border, fixed flush with the luminaire's edge through a robotic gluing system in order to prevent water deposits. Available in different finishes with a double layer coating and a chemical conversion surface treatment to guarantee high resistance to corrosion. The fixing screws are made of AISI 316L stainless steel and of minimal dimensions for a perfect, grazing integration into the luminaire's structure.



Sorgente luminosa a LED inclusa. Alimentazione elettrica 220-240V ON/ OFF integrata. Staffa di fissaggio a parete inclusa. Dotato di due pressacavi in gomma per cavi 5mm<Ø<9mm per consentire una facile connessione entrata-esce.

LED source included. Integrated electric power supply 220-240V ON/OFF. Wall fixing bracket included. Equipped with two rubber cable guides (5mm<Ø<9mm) that facilitate the inlet-outlet connection.

2200K disponibile su richiesta.

2200K available on request.

Optic Spot 12°

Power Led: 3W - 139 lm ≠ OUTPUT 103 lm - 2700K/CRI 80 - 220÷240V / 3W - 149 lm ≠ OUTPUT 110 lm - 3000K/CRI 80 - 220÷240V / 3W - 154 lm ≠ OUTPUT 114 lm - 4000K/CRI 80 - 220÷240V

2700K

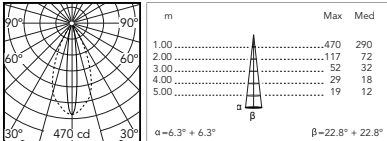
- FA1072764301
- FA1072764306
- FA1072764312
- FA1072764318
- FA1072764330
- FA1072764333

3000K

- FA1071164301
- FA1071164306
- FA1071164312
- FA1071164318
- FA1071164330
- FA1071164333

4000K

- FA1072304301
- FA1072304306
- FA1072304312
- FA1072304318
- FA1072304330
- FA1072304333



@ 3000K

Optic Flood 71°

Power Led: 3W - 139 lm ≠ OUTPUT 101 lm - 2700K/CRI 80 - 220÷240V / 3W - 149 lm ≠ OUTPUT 108 lm - 3000K/CRI 80 - 220÷240V / 3W - 154 lm ≠ OUTPUT 111 lm - 4000K/CRI 80 - 220÷240V

2700K

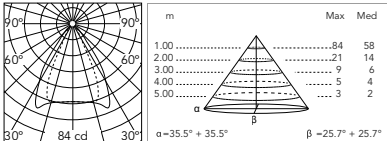
- FA1072765001
- FA1072765006
- FA1072765012
- FA1072765018
- FA1072765030
- FA1072765033

3000K

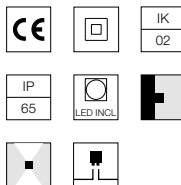
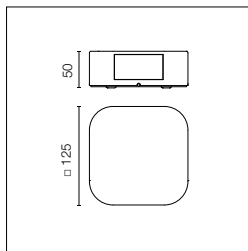
- FA1071165001
- FA1071165006
- FA1071165012
- FA1071165018
- FA1071165030
- FA1071165033

4000K

- FA1072305001
- FA1072305006
- FA1072305012
- FA1072305018
- FA1072305030
- FA1072305033



@ 3000K



Sorgente luminosa a LED inclusa. Alimentazione elettrica 220-240V ON/ OFF integrata. Staffa di fissaggio a parete inclusa. Dotato di due pressacavi in gomma per cavi 5mm<ø<9mm per consentire una facile connessione entra-esce.

LED source included. Integrated electric power supply 220-240V ON/OFF. Wall fixing bracket included. Equipped with two rubber cable guides (5mm<Ø<9mm) that facilitate the inlet-outlet connection.

2200K disponibile su richiesta.

2200K available on request.

Optic Spot 12°

Power Led: 4W - 2x139 lm ≠ OUTPUT 2x103 lm - 2700K/CRI 80 - 220÷240V / 4W - 2x149 lm ≠ OUTPUT 2x110 lm - 3000K/CRI 80 - 220÷240V / 4W - 2x154 lm ≠ OUTPUT 2x114 lm - 4000K/CRI 80 - 220÷240V

2700K

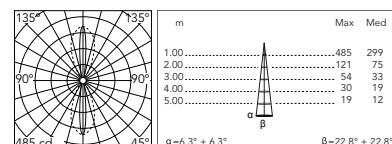
- FA1072794401
- FA1072794406
- FA1072794412
- FA1072794418
- FA1072794430
- FA1072794433

3000K

- FA1071194401
- FA1071194406
- FA1071194412
- FA1071194418
- FA1071194430
- FA1071194433

4000K

- FA1072314401
- FA1072314406
- FA1072314412
- FA1072314418
- FA1072314430
- FA1072314433



@ 3000K

Optic Flood 71°

Power Led: 4W - 2x139 lm ≠ OUTPUT 2x101lm - 2700K/CRI 80 - 220÷240V / 4W - 2x149 lm ≠ OUTPUT 2x108 lm - 3000K/CRI 80 - 220÷240V / 4W - 2x154 lm ≠ OUTPUT 2x111 lm - 4000K/CRI 80 - 220÷240V

2700K

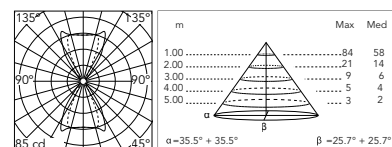
- FA1072795101
- FA1072795106
- FA1072795112
- FA1072795118
- FA1072795130
- FA1072795133

3000K

- FA1071195101
- FA1071195106
- FA1071195112
- FA1071195118
- FA1071195130
- FA1071195133

4000K

- FA1072315101
- FA1072315106
- FA1072315112
- FA1072315118
- FA1072315130
- FA1072315133



@ 3000K

Optic Spot 12°+Flood 71°

Power Led: 4W - 2x139 lm ≠ OUTPUT 2x103+101 lm - 2700K/CRI 80 - 220÷240V / 4W - 2x149 lm ≠ OUTPUT 2x110+108 lm - 3000K/CRI 80 - 220÷240V / 4W - 2x154 lm ≠ OUTPUT 2x114+111 lm - 4000K/CRI 80 - 220÷240V

2700K

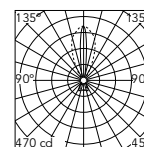
- FA1072725301
- FA1072725306
- FA1072725312
- FA1072725318
- FA1072725330
- FA1072725333

3000K

- FA1071225301
- FA1071225306
- FA1071225312
- FA1071225318
- FA1071225330
- FA1071225333

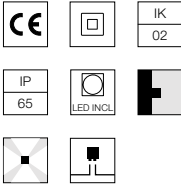
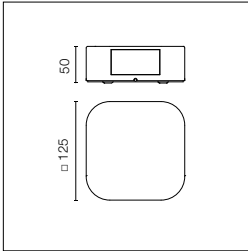
4000K

- FA1072315301
- FA1072315306
- FA1072315312
- FA1072315318
- FA1072315330
- FA1072315333



@ 3000K

Marco Omnidirectional



Sorgente luminosa a LED inclusa. Alimentazione elettrica 220-240V ON/ OFF integrata. Staffa di fissaggio a parete inclusa. Dotato di due pressacavi in gomma per cavi 5mm< ϕ <9mm per consentire una facile connessione entrata-esce.

LED source included. Integrated electric power supply 220-240V ON/OFF. Wall fixing bracket included. Equipped with two rubber cable guides (5mm< ϕ <9mm) that facilitate the inlet-outlet connection.

2200K disponibile su richiesta.

2200K available on request.

Optic Spot 12°

Power Led: 7W - 4x139 lm \neq OUTPUT 4x103 lm - 2700K/CRI 80 - 220÷240V / 7W - 4x149 lm \neq OUTPUT 4x110 lm - 3000K/CRI 80 - 220÷240V / 7W - 4x154 lm \neq OUTPUT 4x114 lm - 4000K/CRI 80 - 220÷240V

2700K

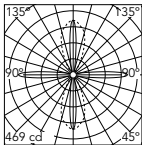
- FA1072724701
- FA1072724706
- FA1072724712
- FA1072724718
- FA1072724730
- FA1072724733

3000K

- FA107924501
- FA107924506
- FA107924512
- FA107924518
- FA107924530
- FA107924533

4000K

- FA1072324501
- FA1072324506
- FA1072324512
- FA1072324518
- FA1072324530
- FA1072324533



@ 3000K

Optic Flood 71°

Power Led: 7W - 4x139 lm \neq OUTPUT 4x101 lm - 2700K/CRI 80 - 220÷240V / 7W - 4x149 lm \neq OUTPUT 4x108 lm - 3000K/CRI 80 - 220÷240V / 7W - 4x154 lm \neq OUTPUT 4x111 lm - 4000K/CRI 80 - 220÷240V

2700K

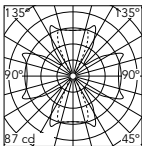
- FA1072724901
- FA1072724906
- FA1072724912
- FA1072724918
- FA1072724930
- FA1072724933

3000K

- FA107925201
- FA107925206
- FA107925212
- FA107925218
- FA107925230
- FA107925233

4000K

- FA1072325201
- FA1072325206
- FA1072325212
- FA1072325218
- FA1072325230
- FA1072325233



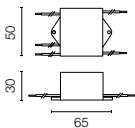
@ 3000K

Marco: Accessori / Accessories

Dispositivo di protezione per il sovraccarico. 275Vac. Corrente massima di scarica 10KA (8/29 μ s). Massima corrente operativa 5A. Adatto per la connessione in serie. IP66.

Surge protection device. 275Vac. Maximum discharge current 10KA (8/20 μ s). Maximum operating current 5A. Suitable for series connection. IP66.

F990E00A000




Fenestra

Designed by Flos Outdoor







Fenestra

Famiglia / Family

Fenestra 24V



Power Led
4W
165 lm - 2700K/CRI 80
183 lm - 3000K/CRI 80
201 lm - 4000K/CRI 80

Fenestra



Power Led
5,5W
165 lm - 2700K/CRI 80
183 lm - 3000K/CRI 80
201 lm - 4000K/CRI 80

Colori / Colours



01 White



06 Grey



12 Forest Green



18 Deep Brown



30 Black



33 Anthracite

Apparecchio per esterni installabile in vano finestra con fonte di luce a LED.

Corpo dell'apparecchio realizzato in alluminio pressofuso EN AB-47100 a basso contenuto di rame.

Rivestimento ad alta resistenza: dopo un trattamento di sabbiatura di tutti i componenti per rendere la superficie porosa e garantire una maggiore adesione della vernice, è applicato il rivestimento esterno con un doppio strato con polveri secondo lo standard QUALICOAT. Il primo strato di polvere epossidica dà resistenza chimica e meccanica, il secondo strato di finitura di polvere poliestere assicura resistenza ai raggi UV ed agli agenti atmosferici.

Le superfici verniciate sono trattate con lavaggi alcalini e acidi, risciacquate con acqua demineralizzata e sottoposte a un trattamento di conversione chimica per proteggere contro l'ossidazione.

Grazie all'utilizzo di una doppia sorgente LED e di due lenti ad emissione lamellare è garantita una copertura di 270° con distribuzione omogenea e ottima uniformità cromatica.

Diffusore in policarbonato stabilizzato ai raggi UV, guarnizione in silicone.

Ogni apparecchio è dotato di un sistema meccanico di regolazione, di circa 10°, che consente di compensare l'inclinazione dei davanzali e permette il corretto orientamento del fascio luminoso.

Luminaire for outdoor use for installation in a window compartment with LED light source.

Luminaire body in die-cast aluminum EN AB-47100 (low copper content).

High-resistance coating: after a sandblasting treatment of all components to make the surface porous and ensure a greater adhesion of the paint, the external coating is applied with a double layer with epoxy powders according to the QUALICOAT standard. The first layer of epoxy powder gives chemical and mechanical resistance, the second finishing layer of polyester powder ensures resistance to UV rays and atmospheric agents.

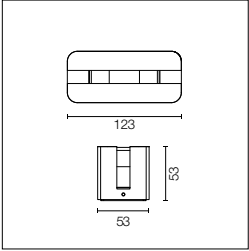

The painted surfaces are treated with alkaline and acidic washes, then rinsed with demineralized water, subjected to a chemical conversion treatment to protect against oxidation.








Thanks to the use of a dual LED source and two laminar emitting lenses, it guarantees a coverage of 270° with homogeneous distribution and excellent color uniformity.

UV-stabilized polycarbonate diffuser, silicone seal.

Each luminaire is equipped with a mechanical adjustment system of up to 10° to compensate the tilting of the parapet and thus correctly orient the light beam.

Fenestra 24V





Alimentazione elettrica remota 12-24V da ordinare separatamente. Dotata di uno spezzone di cavo uscente in neoprene di 1000 mm.

12-24V remote power supply to be ordered separately. Equipped with a 1000 mm lenght outgoing neoprene cable.

Power Led: 4W - 274 lm ≠ FIXT 165 lm - 2700K/CRI 80 - 12-24V / 4W - 304 lm ≠ FIXT 183 lm - 3000K/CRI 80 - 12-24V / 4W - 334 lm ≠ FIXT 201 lm - 4000K/CRI 80 - 12-24V

2700K

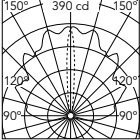

- F2250001
- F2250006
- F2250012
- F2250018
- F2250030
- F2250033

3000K

- F2251001
- F2251006
- F2251012
- F2251018
- F2251030
- F2251033

4000K

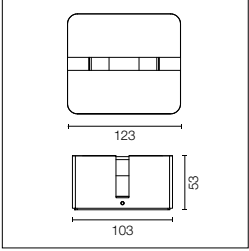

- F2252001
- F2252006
- F2252012
- F2252018
- F2252030
- F2252033










Beam Angle: 10°		
h(m)	E(lx)	D(m)
1	390	7.63
2	97	15.26
3	43	22.89
4	24	30.52
5	16	38.15

@4000K

Fenestra





Alimentazione elettrica 100/240V integrata. Dotata di uno spezzone di cavo uscente in neoprene di 1000 mm. Versione dimmerabile a richiesta.

Integrated 100/240V power supply. Equipped with an 1000 mm lenght outgoing neoprene cable. Dimmable version on request.

Power Led: 5,5W - 274 lm ≠ FIXT 165 lm - 2700K/CRI 80 - 100-240V / 5,5W - 304 lm ≠ FIXT 183 lm - 3000K/CRI 80 - 100-240V / 5,5W - 334 lm ≠ FIXT 201 lm - 4000K/CRI 80 - 100-240V

2700K

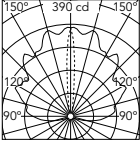

- F2260001
- F2260006
- F2260012
- F2260018
- F2260030
- F2260033

3000K

- F2261001
- F2261006
- F2261012
- F2261018
- F2261030
- F2261033

4000K

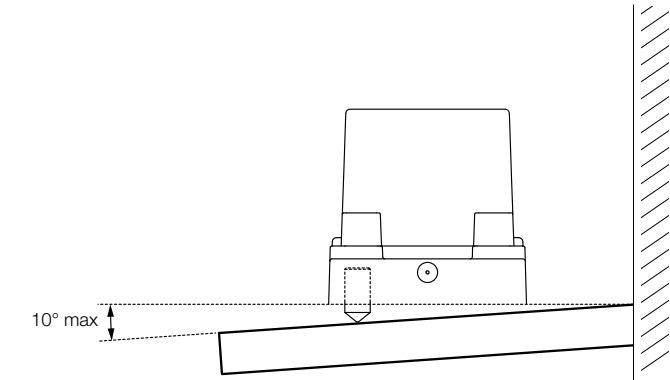
- F2262001
- F2262006
- F2262012
- F2262018
- F2262030
- F2262033



Beam Angle: 10°		
h(m)	E(lx)	D(m)
1	390	7.63
2	97	15.26
3	43	22.89
4	24	30.52
5	16	38.15

@4000K

Regolazione dell'apparecchio per superfici di appoggio non planari
Luminaire adjustment for non-planar surfaces




Fenestra 24V: Accessori / Accessories

Dispositivo di protezione per il sovraccarico. 275Vac Corrente massima di scarica 10KA (8/29us). Massima corrente operativa 5A. Adatto per la connessione in serie. IP66.

Surge protection device. 275Vac. Maximum discharge current 10KA (8/20us). Maximum operating current 5A. Suitable for series connection. IP66.

F990E00A000

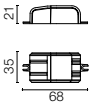


Fenestra 24V: Driver / Drivers

Alimentatore 24V 8W / 110-240V IP20 Classe II selv.

Power supply 24V 8W / 110-240V IP20 Class II selv.

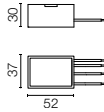
*RF25754



Alimentatore 24V 8W / 110-240V IP65 Classe II selv.

Power supply 24V 8W / 110-240V IP65 Class II selv.

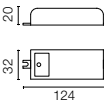
*RF25748



Alimentatore 24V 10W / 110-240V IP20 Classe II selv.

Power supply 24V 10W / 110-240V IP20 Class II selv.

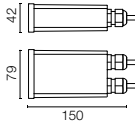
*RF25747



Alimentatore 24V 10W / 110-240V IP67 Classe II selv.

Power supply 24V 10W / 110-240V IP67 Class II selv.

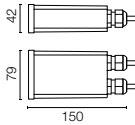
*RF25757



Alimentatore 24Vdc 35W / 120-270V IP67 Classe II selv.

Power supply 24Vdc 35W / 120-270V IP67 Class II selv.

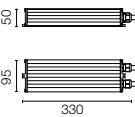
*F990B23AZ00



Alimentatore 24Vdc 50W / 120-240V IP67 Classe II selv.

Power supply 24Vdc 50W / 120-240V IP67 Class II selv.

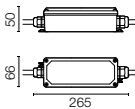
*RF25755



Alimentatore 24Vdc 70W / 220-240V IP67 Classe II selv.

Power supply 24Vdc 70W / 220-240V IP67 Class II selv.

*RF25749



* Numero massimo di apparecchi per alimentatore / Maximum number of luminaires per power supply.

Numero massimo di apparecchi per alimentatore (Vin220÷240). Dati indicativi da verificare con le specifiche condizioni di installazione.

Maximum number of luminaires per power supply. (220÷240 V). These data must be checked taking into account the specific installation conditions.

Acc. RF25754	1
Acc. RF25748	1
Acc. RF25747	2
Acc. RF25757	2
Acc. F990B23AZ00	6
Acc. RF25755	9
Acc. RF25749	13

A-Round

Designed by Piero Lissoni







A-Round

Famiglia / Family

A-Round 315



Power Led
42W
3432 lm - 2700K/CRI 80
3978 lm - 3000K/CRI 80
4290 lm - 4000K/CRI 80

A-Round 240



Power Led
21W
1760 lm - 2700K/CRI 80
2040 lm - 3000K/CRI 80
2200 lm - 4000K/CRI 80

A-Round 150



Power Led
8W
572 lm - 2700K/CRI 80
663 lm - 3000K/CRI 80
715 lm - 4000K/CRI 80

Colori / Colours



65 Matt Copper



45 Matt Gold

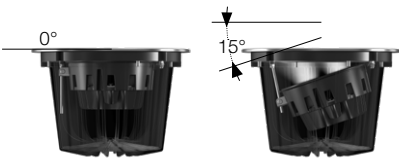


48 Matt Bronze



56 Matt Stainless Steel

Orientabilità sull'asse verticale: max 15°
Adjustment on the vertical axis: max 15°

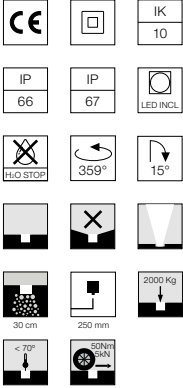
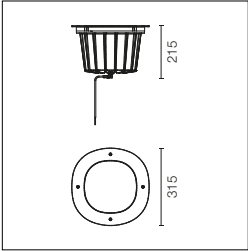


Rotazione intorno all'asse orizzontale: max 359°
Rotation around the horizontal axis: max 359°



Apparecchio a LED da incasso a terra per esterni, calpestabile e carrabile, disponibile in tre dimensioni, con ottica orientabile e regolabile in diverse configurazioni. Ghiera esterna in acciaio inox AISI 316L trattato con processo PVD (Physical Vapour Deposition). Grazie a questo innovativo trattamento, le superfici dell'A-Round sono ricoperte da un sottile film di metalli come zirconio e titanio che, combinandosi con l'acciaio a livello molecolare, ne aumentano le caratteristiche di resistenza sia meccanica che agli agenti atmosferici, permettendo la realizzazione di finiture pregiate e durevoli. Corpo dell'apparecchio realizzato in alluminio pressofuso EN AB-47100 a basso contenuto di rame, rivestito con doppio strato di vernice ad alta resistenza alla corrosione. Vetro trasparente temperato ad alta resistenza, serigrafato per ridurre l'abbagliamento. Driver per installazione remota incluso, fornito di connettore di aggancio rapido M12 a tenuta stagna. L'installazione richiede una cassaforma da incasso, da ordinare separatamente. È necessario garantire un livello adeguato di ghiaia (> 300 mm) o fornire un sistema di scarico per assicurare il drenaggio ed evitare il ristagno di acqua. Per garantire la tenuta del pressacavo è necessario utilizzare cavi elettrici flessibili idonei all'impiego in ambienti esterni.

Ground-recessed luminaire for outdoor use, walkable and trafficable, available in three sizes, with adjustable optics in various configurations. External body made of stainless steel AISI 316L treated with the PVD process (Physical Vapour Deposition). Thanks to this innovative treatment, the surfaces of A-Round are coated with a thin film of metals, such as zirconium and titanium which, combining with the steel at the molecular level, increases the resistance to both, mechanical and atmospheric agents, permitting the execution of elegant and durable finishings. The body of the luminaire is made of die-cast aluminum EN AB-47100 with low copper content, coated with two layers of paint with high resistance to corrosion. High-strength tempered clear glass, screen-printed to reduce glare. Driver for remote installation included, provided with M12 quick connector for watertight coupling. Installation requires a housing for flush mounting, to be ordered separately. It is necessary to provide an adequate level of gravel (> 300 mm) or a drain system to ensure drainage and avoid water stagnation. To ensure the sealing of the cable gland it is necessary to use flexible electric cables suitable for use in outdoor environments.



Alimentazione elettrica
220/240V integrata. Necessaria
cassaforma, da ordinare
separatamente.
Orientabilità sull'asse verticale:
max 15°. Rotazione intorno
all'asse orizzontale: max 359°.

Integrated 220/240V power
supply. Box for installation
required, to be ordered
separately.
Adjustment on the vertical axis:
max 15°. Rotation around the
horizontal axis: max 359°.

Power Led: 42W - 3432 lm ≠ *FIXT 3203 lm - 2700K/CRI 80 - 220-240V / 42W - 3978 lm ≠ *FIXT 3447 lm - 3000K/CRI 80 - 220-240V /
42W - 4290 lm ≠ *FIXT 3707 lm - 4000K/CRI 80 - 220-240V
*FIXT lm = Spot Optic

Optic Spot

- 2700K**

Non Dimmable

 - F4588065.A
 - F4588045.A
 - F4588048.A
 - F4588056.A

1-10V

 - F4588065-310.A
 - F4588045-310.A
 - F4588048-310.A
 - F4588056-310.A

Dali

 - F4588065-300.A
 - F4588045-300.A
 - F4588048-300.A
 - F4588056-300.A
- 3000K**

Non Dimmable

 - F4591065.A
 - F4591045.A
 - F4591048.A
 - F4591056.A

1-10V

 - F4591065-310.A
 - F4591045-310.A
 - F4591048-310.A
 - F4591056-310.A

Dali

 - F4591065-300.A
 - F4591045-300.A
 - F4591048-300.A
 - F4591056-300.A
- 4000K**

Non Dimmable

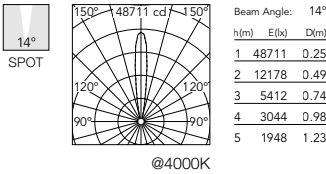
 - F4594065.A
 - F4594045.A
 - F4594048.A
 - F4594056.A

1-10V

 - F4594065-310.A
 - F4594045-310.A
 - F4594048-310.A
 - F4594056-310.A

Dali

 - F4594065-300.A
 - F4594045-300.A
 - F4594048-300.A
 - F4594056-300.A



Optic Medium

- 2700K**

Non Dimmable

 - F4589065.A
 - F4589045.A
 - F4589048.A
 - F4589056.A

1-10V

 - F4589065-310.A
 - F4589045-310.A
 - F4589048-310.A
 - F4589056-310.A

Dali

 - F4589065-300.A
 - F4589045-300.A
 - F4589048-300.A
 - F4589056-300.A
- 3000K**

Non Dimmable

 - F4592065.A
 - F4592045.A
 - F4592048.A
 - F4592056.A

1-10V

 - F4592065-310.A
 - F4592045-310.A
 - F4592048-310.A
 - F4592056-310.A

Dali

 - F4592065-300.A
 - F4592045-300.A
 - F4592048-300.A
 - F4592056-300.A
- 4000K**

Non Dimmable

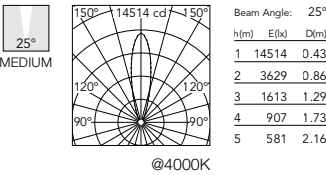
 - F4595065.A
 - F4595045.A
 - F4595048.A
 - F4595056.A

1-10V

 - F4595065-310.A
 - F4595045-310.A
 - F4595048-310.A
 - F4595056-310.A

Dali

 - F4595065-300.A
 - F4595045-300.A
 - F4595048-300.A
 - F4595056-300.A



Optic Flood

- 2700K**

Non Dimmable

 - F4590065.A
 - F4590045.A
 - F4590048.A
 - F4590056.A

1-10V

 - F4590065-310.A
 - F4590045-310.A
 - F4590048-310.A
 - F4590056-310.A

Dali

 - F4590065-300.A
 - F4590045-300.A
 - F4590048-300.A
 - F4590056-300.A
- 3000K**

Non Dimmable

 - F4593065.A
 - F4593045.A
 - F4593048.A
 - F4593056.A

1-10V

 - F4593065-310.A
 - F4593045-310.A
 - F4593048-310.A
 - F4593056-310.A

Dali

 - F4593065-300.A
 - F4593045-300.A
 - F4593048-300.A
 - F4593056-300.A
- 4000K**

Non Dimmable

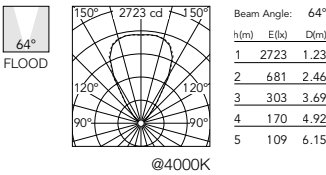
 - F4596065.A
 - F4596045.A
 - F4596048.A
 - F4596056.A

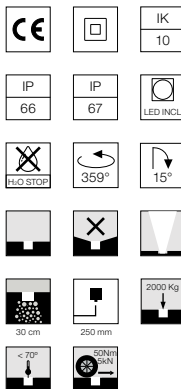
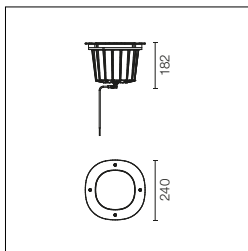
1-10V

 - F4596065-310.A
 - F4596045-310.A
 - F4596048-310.A
 - F4596056-310.A

Dali

 - F4596065-300.A
 - F4596045-300.A
 - F4596048-300.A
 - F4596056-300.A





Alimentazione elettrica
220/240V integrata. Necessaria
cassaforma, da ordinare
separatamente.
Orientabilità sull'asse verticale:
max 15°. Rotazione intorno
all'asse orizzontale: max 359°.

Integrated 220/240V power
supply. Box for installation
required, to be ordered
separately.
Adjustment on the vertical axis:
max 15°. Rotation around the
horizontal axis: max 359°.

Power Led: 21W - 1760 lm ≠ *FIXT 1623 lm - 2700K/CRI 80 - 220-240V / 21W - 2040 lm ≠ *FIXT 1747 lm - 3000K/CRI 80 - 220-240V /
21W - 2200 lm ≠ *FIXT 1878 lm - 4000K/CRI 80 - 220-240V
*FIXT lm = Spot Optic

Optic Spot

2700K

Non Dimmable

- F4579065.A
- F4579045.A
- F4579048.A
- F4579056.A
- 1-10V
- F4579065-310.A
- F4579045-310.A
- F4579048-310.A
- F4579056-310.A
- Dali
- F4579065-300.A
- F4579045-300.A
- F4579048-300.A
- F4579056-300.A

3000K

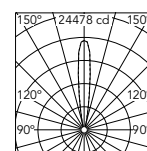
Non Dimmable

- F4582065.A
- F4582045.A
- F4582048.A
- F4582056.A
- 1-10V
- F4582065-310.A
- F4582045-310.A
- F4582048-310.A
- F4582056-310.A
- Dali
- F4582065-300.A
- F4582045-300.A
- F4582048-300.A
- F4582056-300.A

4000K

Non Dimmable

- F4585065.A
- F4585045.A
- F4585048.A
- F4585056.A
- 1-10V
- F4585065-310.A
- F4585045-310.A
- F4585048-310.A
- F4585056-310.A
- Dali
- F4585065-300.A
- F4585045-300.A
- F4585048-300.A
- F4585056-300.A



Beam Angle: 14°

	h(m)	E(lx)	D(m)
1	24478	0.25	
2	6120	0.50	
3	2720	0.75	
4	1530	1.00	
5	979	1.25	

@4000K

Optic Medium

2700K

Non Dimmable

- F4580065.A
- F4580045.A
- F4580048.A
- F4580056.A
- 1-10V
- F4580065-310.A
- F4580045-310.A
- F4580048-310.A
- F4580056-310.A
- Dali
- F4580065-300.A
- F4580045-300.A
- F4580048-300.A
- F4580056-300.A

3000K

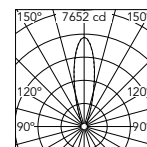
Non Dimmable

- F4583065.A
- F4583045.A
- F4583048.A
- F4583056.A
- 1-10V
- F4583065-310.A
- F4583045-310.A
- F4583048-310.A
- F4583056-310.A
- Dali
- F4583065-300.A
- F4583045-300.A
- F4583048-300.A
- F4583056-300.A

4000K

Non Dimmable

- F4586065.A
- F4586045.A
- F4586048.A
- F4586056.A
- 1-10V
- F4586065-310.A
- F4586045-310.A
- F4586048-310.A
- F4586056-310.A
- Dali
- F4586065-300.A
- F4586045-300.A
- F4586048-300.A
- F4586056-300.A



Beam Angle: 25°

	h(m)	E(lx)	D(m)
1	7652	0.45	
2	1913	0.90	
3	850	1.35	
4	478	1.80	
5	306	2.25	

@4000K

Optic Flood

2700K

Non Dimmable

- F4581065.A
- F4581045.A
- F4581048.A
- F4581056.A
- 1-10V
- F4581065-310.A
- F4581045-310.A
- F4581048-310.A
- F4581056-310.A
- Dali
- F4581065-300.A
- F4581045-300.A
- F4581048-300.A
- F4581056-300.A

3000K

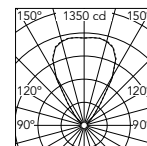
Non Dimmable

- F4584065.A
- F4584045.A
- F4584048.A
- F4584056.A
- 1-10V
- F4584065-310.A
- F4584045-310.A
- F4584048-310.A
- F4584056-310.A
- Dali
- F4584065-300.A
- F4584045-300.A
- F4584048-300.A
- F4584056-300.A

4000K

Non Dimmable

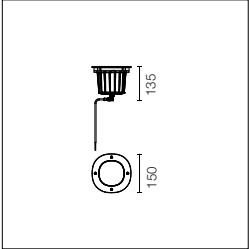

- F4587065.A
- F4587045.A
- F4587048.A
- F4587056.A
- 1-10V
- F4587065-310.A
- F4587045-310.A
- F4587048-310.A
- F4587056-310.A
- Dali
- F4587065-300.A
- F4587045-300.A
- F4587048-300.A
- F4587056-300.A















Beam Angle: 64°





	h(m)	E(lx)	D(m)
1	1350	1.25	
2	338	2.49	
3	150	3.74	
4	84	4.98	
5	54	6.23	

@4000K









Alimentazione elettrica 110/240V integrata. Necessaria cassaforma, da ordinare separatamente. Versione dimmerabile a richiesta. Orientabilità sull'asse verticale: max 15°. Rotazione intorno all'asse orizzontale: max 359°.

Integrated 110/240V power supply. Box for installation required, to be ordered separately. Dimmable version on request. Adjustment on the vertical axis: max 15°. Rotation around the horizontal axis: max 359°.

Power Led: 8W - 572 lm ≠ *FIXT 536 lm - 2700K/CRI 80 - 110-240V / 8W - 663 lm ≠ *FIXT 576 lm - 3000K/CRI 80 - 110-240V / 8W - 715 lm ≠ *FIXT 620 lm - 4000K/CRI 80 - 110-240V
*FIXT lm = Spot Optic

Optic Spot

- 2700K**

 - F4570065.A
 - F4570045.A
 - F4570048.A
 - F4570056.A
- 3000K**

 - F4573065.A
 - F4573045.A
 - F4573048.A
 - F4573056.A
- 4000K**

 - F4576065.A
 - F4576045.A
 - F4576048.A
 - F4576056.A

Optic Medium

- 2700K**

 - F4571065.A
 - F4571045.A
 - F4571048.A
 - F4571056.A
- 3000K**

 - F4574065.A
 - F4574045.A
 - F4574048.A
 - F4574056.A
- 4000K**

 - F4577065.A
 - F4577045.A
 - F4577048.A
 - F4577056.A

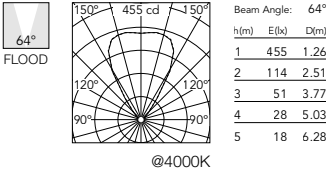
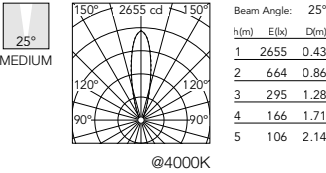
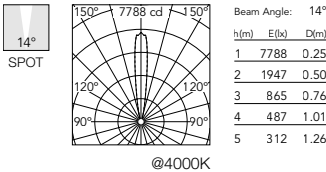
Optic Flood

- 2700K**




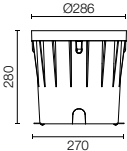



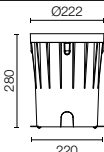



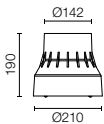




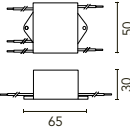
 - F4572065.A
 - F4572045.A
 - F4572048.A
 - F4572056.A
- 3000K**

 - F4575065.A
 - F4575045.A
 - F4575048.A
 - F4575056.A
- 4000K**

 - F4578065.A
 - F4578045.A
 - F4578048.A
 - F4578056.A




A-Round: Accessori / Accessories

Honeycomb.	Honeycomb.	A-Round 315 - 4 Units Kit F4557000		
Lente flood.	Flood lens.	A-Round 315 - 4 Units Kit F4560000		
Cassaforma.	Box for installation.	A-Round 315 F4599000		
Honeycomb.	Honeycomb.	A-Round 240 - 4 Units Kit F4556000		
Lente flood.	Flood lens.	A-Round 240 - 4 Units Kit F4559000		
Cassaforma.	Box for installation.	A-Round 240 F4598000		
Honeycomb.	Honeycomb.	A-Round 150 - 4 Units Kit F4555000		
Lente flood.	Flood lens.	A-Round 150 - 4 Units Kit F4558000		
Cassaforma.	Box for installation.	A-Round 150 F4597000		
Sistema di giunzione IP68 H2O Stop anti-condensa a 2 vie 4 poli. (Ø5,5÷12mm cavo).	2 way terminal block 4 poles IP68 H2O Stop. (ø5,5÷12mm cable).	F990C00A000		
Sistema di giunzione IP68 H2O Stop anti-condensa a 3/4 vie 4 poli. (Ø5,5÷12mm cavo).	3/4 way terminal block 4 poles IP68 H2O Stop. (ø5,5÷12mm cable).	F990C010000		
Dispositivo di protezione per il sovraccarico. 275Vac. Corrente massima di scarica 10KA (8/29us). Massima corrente operativa 5A. Adatto per la connessione in serie. IP66.	Surge protection device. 275Vac. Maximum discharge current 10KA (8/20us). Maximum operating current 5A. Suitable for series connection. IP66.	F990E00A000		

A-Rise



A-Rise





Famiglia / Family

A-Rise 290



Power Led
up to 39W
up to 2956 lm - 2700K/CRI 80
up to 3167 lm - 3000K/CRI 80
up to 3273 lm - 4000K/CRI 80
* Net lumen output
[2200K available on request.](#)

CoB Led
up to 38W
up to 3093 lm - 2700K/CRI 80
up to 3326 lm - 3000K/CRI 80
up to 3411 lm - 4000K/CRI 80
* Net lumen output

A-Rise 225



Power Led
up to 21W
up to 1478 lm - 2700K/CRI 80
up to 1584 lm - 3000K/CRI 80
up to 1636 lm - 4000K/CRI 80
* Net lumen output
[2200K available on request.](#)

CoB Led
up to 21W
up to 1739 lm - 2700K/CRI 80
up to 1870 lm - 3000K/CRI 80
up to 1961 lm - 4000K/CRI 80
* Net lumen output

A-Rise 145



Power Led
up to 8W
up to 472 lm - 2700K/CRI 80
up to 507 lm - 3000K/CRI 80
up to 583 lm - 4000K/CRI 80
* Net lumen output

CoB Led
up to 9W
up to 545 lm - 2700K/CRI 80
up to 586 lm - 3000K/CRI 80
up to 610 lm - 4000K/CRI 80
* Net lumen output

A-Rise 130



Mid - Power Led
up to 7W
up to 453 lm - 3000K/CRI 80
up to 479 lm - 4000K/CRI 80
* Net lumen output

A-Rise 65



Power Led
up to 3,4W
up to 138 lm - 2700K/CRI 80
up to 149 lm - 3000K/CRI 80
up to 155 lm - 4000K/CRI 80
* Net lumen output
[2200K available on request.](#)

A-Rise 65 High Emission



Power Led
up to 4,5W
up to 246 lm - 2700K/CRI 80
up to 267 lm - 3000K/CRI 80
up to 277 lm - 4000K/CRI 80
* Net lumen output
[2200K available on request.](#)

A-Rise 49



Power Led
up to 2,3W
up to 106 lm - 2700K/CRI 80
up to 115 lm - 3000K/CRI 80
up to 119 lm - 4000K/CRI 80
* Net lumen output
[2200K available on request.](#)

Colori / Colours



56 Matt Stainless Steel

Famiglia completa di apparecchi di illuminazione ad incasso a terra con sorgente luminosa a LED, caratterizzati dalla geometria tonda, adattabile alle molteplici situazioni di installazione architettonica. Disponibili in differenti tagli dimensionali e molteplici fasci di apertura. Le ghiera esterne di chiusura sono realizzate in acciaio inox 316L, trattate con processo di pallinatura tale da migliorare la resistenza a fatica del componente e donare un'estetica finale di satinatura fine. Le viterie di fissaggio sono in acciaio inox AISI 316L.

L'installazione richiede una cassaforma da incasso da ordinare separatamente. È necessario garantire un livello adeguato di materiale drenante sotto la cassaforma o fornire un sistema di scarico per evitare il ristagno di acqua. Per garantire la tenuta del pressacavo è necessario utilizzare cavi elettrici flessibili idonei all'impiego in ambienti esterni..

A-Rise 145 / 225 / 290

Apparecchio ad incasso a terra calpestabile e carrabile, disponibile in tre dimensioni di diametro e in molteplici fasci di apertura, con ottica basculante sull'asse verticale e orientabile sull'asse orizzontale, per una completa flessibilità di modulazione dell'effetto desiderato sulla superficie da illuminare. La posizione arretrata della sorgente luminosa permette di ridurre notevolmente l'abbagliamento diretto garantendo un comfort visivo ottimale.

Corpo dell'apparecchio e dissipatore realizzato in alluminio pressofuso EN AB-47100 a basso contenuto di rame, rivestito con doppio strato di vernice ad alta resistenza alla corrosione. Ghiera esterna in acciaio inox AISI 316L pallinato. Vetro trasparente temperato ad alta resistenza, serigrafato per ridurre l'abbagliamento e fissato attraverso un sistema di incollaggio robotizzato alla contro ghiera. L'apparecchio è dotato di un connettore a vite M12 a tenuta stagna che fornisce isolamento ottimale contro la penetrazione di acqua e rapido collegamento con l'unità di cablaggio, in dotazione con l'apparecchio come un kit IP66/67 remoto da alloggiare nella cassaforma da incasso.

A-Rise 130

Apparecchio ad incasso a parete e a terra calpestabile, caratterizzata dalla ridotta profondità di incasso che ne permette l'uso anche in pareti divisorie di 80 mm. Fascio di apertura flood per una emissione morbida e diffusa, disponibile in due tagli di potenza e flusso luminoso emesso per poter gestire differenti esigenze di illuminazione. Corpo dell'apparecchio e dissipatore realizzato in alluminio pressofuso EN AB-47100 a basso contenuto di rame, rivestito con doppio strato di vernice ad alta resistenza alla corrosione. Ghiera esterna in acciaio inox AISI 316L pallinato. Diffusore in vetro sabbiato e serigrafato centralmente per ridurre l'abbagliamento, fissato attraverso un sistema di incollaggio robotizzato. Disponibile versione con modulo led in tensione di rete e versione a 24V dc che necessita di alimentatore remoto da ordinare separatamente.

A-Rise 49 / A-Rise 65

Apparecchi ad incasso a terra calpestabili, predisposti per installazione ad incasso a parete o a controsoffitto nella versione con molle. Declinati in due dimensioni di diametro e caratterizzati dalla forma compatta e dall'assenza di viti a vista; disponibili in differenti fasci di apertura e di diffusione della luce. La posizione leggermente arretrata della sorgente luminosa permette di ridurre l'abbagliamento diretto. Corpo dell'apparecchio in alluminio tornito lega EN AW 6060 con trattamento di anodizzazione ad alta resistenza alla corrosione. Ghiera esterna in acciaio inox AISI 316L pallinato. Diffusore in policarbonato trasparente per le versioni con fascio stretto e medio, policarbonato opale per la versione a luce diffusa. Apparecchio in 24V dc, necessita di alimentatore remoto da ordinare separatamente.

Complete family of ground recessed luminaires with LED source. They are characterized by their curved lines, which adapt to different architectural installation conditions. Available in different sizes and different beam angles. External caps made of 316L stainless steel, shot-blasted to improve its resistance to stress and its aesthetics with a slightly satin finish. The fixing screws are made of AISI 316L stainless steel. The installation requires a recessed box to be ordered separately. To avoid water stagnation, it is necessary to insulate the lower part of the box with a layer of drainage material or other drainage system. In order to guarantee the preservation of the cable guide, it is recommended to use flexible electric cables specifically designed for outdoor use.

A-Rise 145 / 225 / 290

Ground recessed and walk-over luminaire. Available in three different diameters and different beam angles. Equipped with a visor that tilts on the vertical axis and that is adjustable on the horizontal axis in order to adjust brightness and to perfectly adapt it to the desired effect on the surface. The rear position of the light source contributes to a considerable reduction of direct glare, thus ensuring excellent visual comfort. The structure and sink are made of EN AB-47100 die-cast aluminum (with low copper content), coated with a double layer of highly corrosion-resistant paint. The external cap is made of AISI 316L shot-blasted stainless steel. Tempered, transparent glass for higher resistance, silkscreened in order to reduce glare. Fixed to the ring of the external cap through a robotic gluing system. Equipped with an M12 watertight screw-on connector which completely isolates it from water infiltration and guarantees a quick connection with the supplied wiring, together with a remote IP66/67 kit to be installed in the box for recessing.

A-Rise 130

Ground recessed and walk-over luminaire characterized by a shallow recessing which allows its installation in 80 mm partition walls. Wide beam angle for a smooth and diffused light. Available in two power factors and two luminous fluxes to meet different lighting requirements. EN AB-47100 die-cast aluminium structure and sink (with low copper content), coated with a double layer of highly corrosion-resistant paint. AISI 316L shot-blasted stainless steel external cap. Frosted glass diffuser, silkscreened at the center in order to reduce glare and fixed through a robotic gluing system. Available in two versions: 24V and line voltage LED module. The 24V version requires a remote power supply to be ordered separately.

A-Rise 49 / A-Rise 65

Spring-loaded version of the ground recessed and walk-over luminaire, designed to be recessed in walls or false ceilings. Available in two different diameters, it is characterized by its compact shape and the absence of visible screws. Available with different light diffusion and beam angles. The slightly rear position of the light source contributes to reduce the direct glare. Structure in turned aluminium, EN AW 6060 alloy, anodized for better resistance to corrosion. 316L shot-blasted stainless steel external cap. Transparent polycarbonate diffuser for narrow and medium beam versions and opal polycarbonate diffuser for diffused light versions. The 24V dc luminaire is powered by a remote power supply to be ordered separately.





Sorgente a LED inclusa.
Alimentazione elettrica 220-240V ON/ OFF integrata.
Orientabilità asse verticale: max 15°. Rotazione asse orizzontale: max 359°. Alimentatore remoto da alloggiare in cassaforma dotato di spezzone di cavo 400mm con connettore a vite M12 a tenuta stagna all'apparecchio e di uno spezzone di cavo 250mm per il collegamento alla linea elettrica. Vetro trasparente extrachiaro.

2200K disponibile su richiesta.

LED light source included.
Integrated 24V dc ON/OFF remote electric power supply. Adjustment on vertical axis: 15° max. Rotation on horizontal axis: 359° max. Remote power supply that must be placed in a junction box, equipped with a protruding, 400 mm cable with an M12 screw-on connector that guarantees the water tightness of the luminaire, and with a 250 mm cable for the connection to the power line.
Extra clear transparent glass.

2200K available on request.

Optic Spot 10°

Power Led: 39W - 3864 lm ≠ OUTPUT 2956 lm - 2700K/CRI 80 - 220÷240V / 39W - 4140 lm ≠ OUTPUT 3167 lm - 3000K/CRI 80 - 220÷240V / 39W - 4278 lm ≠ OUTPUT 3273 lm - 4000K/CRI 80 - 220÷240V

- 2700K**

Non Dimmable

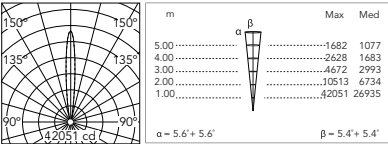
 - FA53406356
 - 1-10V
 - FA53406356-310
 - Dali
 - FA53406356-300
- 3000K**

Non Dimmable

 - FA53403756
 - 1-10V
 - FA53403756-310
 - Dali
 - FA53403756-300
- 4000K**

Non Dimmable

 - FA53403656
 - 1-10V
 - FA53403656-310
 - Dali
 - FA53403656-300



@ 3000K

Optic Medium 35°

Power Led: 39W - 3864 lm ≠ OUTPUT 2722 lm - 2700K/CRI 80 - 220÷240V / 39W - 4140 lm ≠ OUTPUT 2917 lm - 3000K/CRI 80 - 220÷240V / 39W - 4278 lm ≠ OUTPUT 3014 lm - 4000K/CRI 80 - 220÷240V

- 2700K**

Non Dimmable

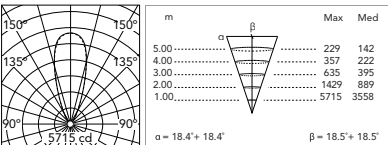
 - FA53406456
 - 1-10V
 - FA53406456-310
 - Dali
 - FA53406456-300
- 3000K**

Non Dimmable

 - FA53404056
 - 1-10V
 - FA53404056-310
 - Dali
 - FA53404056-300
- 4000K**

Non Dimmable

 - FA53403956
 - 1-10V
 - FA53403956-310
 - Dali
 - FA53403956-300



@ 3000K

Optic Flood 70°

Power Led: 39W - 3864 lm ≠ OUTPUT 2918 lm - 2700K/CRI 80 - 220÷240V / 39W - 4140 lm ≠ OUTPUT 3126 lm - 3000K/CRI 80 - 220÷240V / 39W - 4278 lm ≠ OUTPUT 3230 lm - 4000K/CRI 80 - 220÷240V

- 2700K**

Non Dimmable

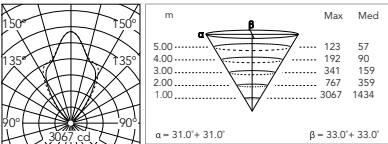
 - FA53406556
 - 1-10V
 - FA53406556-310
 - Dali
 - FA53406556-300
- 3000K**

Non Dimmable

 - FA53404356
 - 1-10V
 - FA53404356-310
 - Dali
 - FA53404356-300
- 4000K**

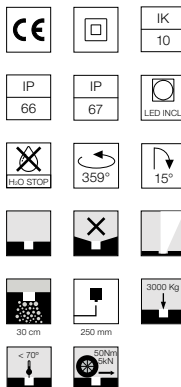
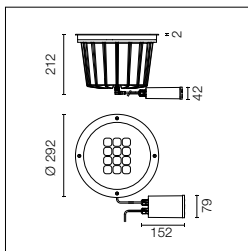
Non Dimmable

 - FA53404256
 - 1-10V
 - FA53404256-310
 - Dali
 - FA53404256-300



@ 3000K

A-Rise 290 Wall Washer



Sorgente a LED inclusa.
Alimentazione elettrica 220-240V ON/ OFF integrata.
Orientabilità asse verticale: max 15°. Rotazione asse orizzontale: max 359°. Alimentatore remoto da alloggiare in cassettaforma dotato di spezzone di cavo 400mm con connettore a vite M12 a tenuta stagna all'apparecchio e di uno spezzone di cavo 250mm per il collegamento alla linea elettrica.
Vetro trasparente extrachiaro.

LED light source included.
Integrated 24V dc ON/OFF remote electric power supply.
Adjustment on vertical axis: 15° max. Rotation on horizontal axis: 359° max. Remote power supply that must be placed in a junction box, equipped with a protruding, 400 mm cable with an M12 screw-on connector that guarantees the water tightness of the luminaire, and with a 250 mm cable for the connection to the power line.
Extra clear transparent glass.

2200K disponibile su richiesta.

2200K available on request.

Optic Asymmetric 54°x 66°

Power Led: 39W - 3864 lm ≠ OUTPUT 2840 lm - 2700K/CRI 80 - 220÷240V / 39W - 4140 lm ≠ OUTPUT 3043 lm - 3000K/CRI 80 - 220÷240V / 39W - 4278 lm ≠ OUTPUT 3144 lm - 4000K/CRI 80 - 220÷240V

2700K

Non Dimmable

- FA53406656
- 1-10V
- FA53406656-310
- Dali
- FA53406656-300

3000K

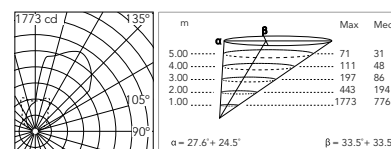
Non Dimmable

- FA53404656
- 1-10V
- FA53404656-310
- Dali
- FA53404656-300

4000K

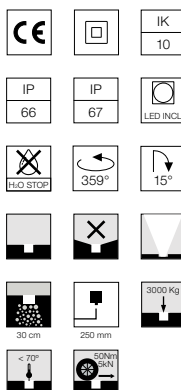
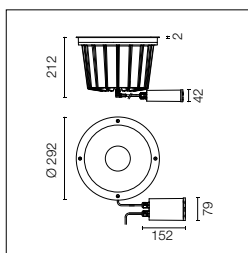
Non Dimmable

- FA53404556
- 1-10V
- FA53404556-310
- Dali
- FA53404556-300



@ 3000K

A-Rise 290 High Emission



Sorgente a LED inclusa.
Alimentazione elettrica 220-240V ON/ OFF integrata.
Orientabilità asse verticale: max 15°. Rotazione asse orizzontale: max 359°. Alimentatore remoto da alloggiare in cassettaforma dotato di spezzone di cavo 400mm con connettore a vite M12 a tenuta stagna all'apparecchio e di uno spezzone di cavo 250mm per il collegamento alla linea elettrica.
Vetro trasparente extrachiaro.

LED light source included.
Integrated 24V dc ON/OFF remote electric power supply.
Adjustment on vertical axis: 15° max. Rotation on horizontal axis: 359° max. Remote power supply that must be placed in a junction box, equipped with a protruding, 400 mm cable with an M12 screw-on connector that guarantees the water tightness of the luminaire, and with a 250 mm cable for the connection to the power line.
Extra clear transparent glass.

Optic Medium 40°

CoB Led: 38W - 4078 lm ≠ OUTPUT 3093 lm - 2700K/CRI 80 - 220÷240V / 38W - 4385 lm ≠ OUTPUT 3326 lm - 3000K/CRI 80 - 220÷240V / 38W - 4496 lm ≠ OUTPUT 3411 lm - 4000K/CRI 80 - 220÷240V

2700K

Non Dimmable

- FA53406756
- 1-10V
- FA53406756-310
- Dali
- FA53406756-300

3000K

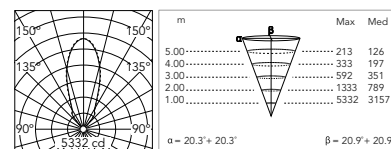
Non Dimmable

- FA53404856
- 1-10V
- FA53404856-310
- Dali
- FA53404856-300

4000K


Non Dimmable

- FA53404756
- 1-10V
- FA53404756-310
- Dali
- FA53404756-300



@ 3000K





Sorgente a LED inclusa.
Alimentazione elettrica 220-240V ON/ OFF integrata.
Orientabilità asse verticale: max 15°. Rotazione asse orizzontale: max 359°. Alimentatore remoto da alloggiare in cassaforma dotato di spezzone di cavo 400mm con connettore a vite M12 a tenuta stagna all'apparecchio e di uno spezzone di cavo 250mm per il collegamento alla linea elettrica. Vetro trasparente extrachiaro.

2200K disponibile su richiesta.

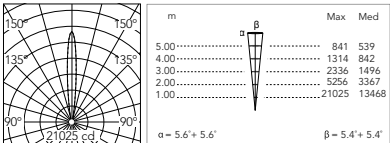
LED light source included.
Integrated 24V dc ON/OFF remote electric power supply.
Adjustment on vertical axis: 15° max. Rotation on horizontal axis: 359° max. Remote power supply that must be placed in a junction box, equipped with a protruding, 400 mm cable with an M12 screw-on connector that guarantees the water tightness of the luminaire, and with a 250 mm cable for the connection to the power line.
Extra clear transparent glass.

2200K available on request.

Optic Spot 10°

Power Led: 21W - 1932 lm ≠ OUTPUT 1478 lm - 2700K/CRI 80 - 220÷240V / 21W - 2070 lm ≠ OUTPUT 1584 lm - 3000K/CRI 80 - 220÷240V / 21W - 2139 lm ≠ OUTPUT 1636 lm - 4000K/CRI 80 - 220÷240V

2700K	3000K	4000K
Non Dimmable	Non Dimmable	Non Dimmable
● FA53405756	● FA53402156	● FA53402056
1-10V	1-10V	1-10V
● FA53405756-310	● FA53402156-310	● FA53402056-310
Dali	Dali	Dali
● FA53405756-300	● FA53402156-300	● FA53402056-300

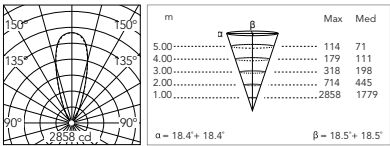


@ 3000K

Optic Medium 35°

Power Led: 21W - 1932 lm ≠ OUTPUT 1361 lm - 2700K/CRI 80 - 220÷240V / 21W - 2070 lm ≠ OUTPUT 1458 lm - 3000K/CRI 80 - 220÷240V / 21W - 2139 lm ≠ OUTPUT 1507 lm - 4000K/CRI 80 - 220÷240V

2700K	3000K	4000K
Non Dimmable	Non Dimmable	Non Dimmable
● FA53405856	● FA53402456	● FA53402356
1-10V	1-10V	1-10V
● FA53405856-310	● FA53402456-310	● FA53402356-310
Dali	Dali	Dali
● FA53405856-300	● FA53402456-300	● FA53402356-300

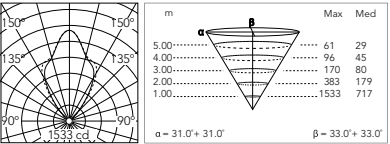


@ 3000K

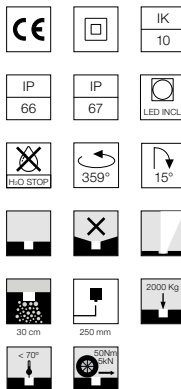
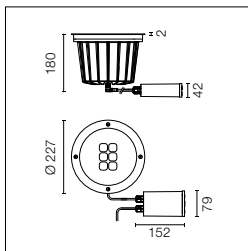
Optic Flood 70°

Power Led: 21W - 1932 lm ≠ OUTPUT 1459 lm - 2700K/CRI 80 - 220÷240V / 21W - 2070 lm ≠ OUTPUT 1563 lm - 3000K/CRI 80 - 220÷240V / 21W - 2139 lm ≠ OUTPUT 1615 lm - 4000K/CRI 80 - 220÷240V

2700K	3000K	4000K
Non Dimmable	Non Dimmable	Non Dimmable
● FA53405956	● FA53402756	● FA53402656
1-10V	1-10V	1-10V
● FA53405956-310	● FA53402756-310	● FA53402656-310
Dali	Dali	Dali
● FA53405956-300	● FA53402756-300	● FA53402656-300



@ 3000K



Sorgente a LED inclusa.
Alimentazione elettrica 220-240V ON/ OFF integrata.
Orientabilità asse verticale: max 15°. Rotazione asse orizzontale: max 359°. Alimentatore remoto da alloggiare in cassaforma dotato di spezzone di cavo 400mm con connettore a vite M12 a tenuta stagna all'apparecchio e di uno spezzone di cavo 250mm per il collegamento alla linea elettrica.
Vetro trasparente extrachiario.

LED light source included.
Integrated 24V dc ON/OFF remote electric power supply.
Adjustment on vertical axis: 15° max. Rotation on horizontal axis: 359° max. Remote power supply that must be placed in a junction box, equipped with a protruding, 400 mm cable with an M12 screw-on connector that guarantees the water tightness of the luminaire, and with a 250 mm cable for the connection to the power line.
Extra clear transparent glass.

2200K disponibile su richiesta.

2200K available on request.

Optic Asymmetric 54°x 66°

Power Led: 21W - 1932 lm ≠ OUTPUT 1420 lm - 2700K/CRI 80 - 220÷240V / 21W - 2070 lm ≠ OUTPUT 1521 lm - 3000K/CRI 80 - 220÷240V / 21W - 2139 lm ≠ OUTPUT 1572 lm - 4000K/CRI 80 - 220÷240V

2700K

Non Dimmable

- FA53406056
- 1-10V
- FA53406056-310
- Dali
- FA53406056-300

3000K

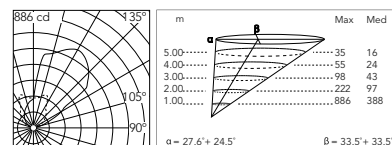
Non Dimmable

- FA53403056
- 1-10V
- FA53403056-310
- Dali
- FA53403056-300

4000K

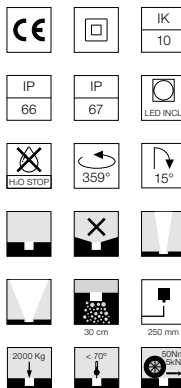
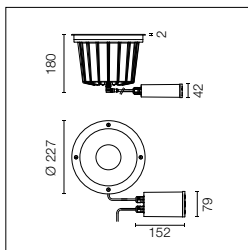
Non Dimmable

- FA53402956
- 1-10V
- FA53402956-310
- Dali
- FA53402956-300



@ 3000K

A-Rise 225 High Emission



Sorgente a LED inclusa.
Alimentazione elettrica 220-240V ON/ OFF integrata.
Orientabilità asse verticale: max 15°. Rotazione asse orizzontale: max 359°. Alimentatore remoto da alloggiare in cassaforma dotato di spezzone di cavo 400mm con connettore a vite M12 a tenuta stagna all'apparecchio e di uno spezzone di cavo 250mm per il collegamento alla linea elettrica.
Vetro trasparente extrachiario.

LED light source included.
Integrated 24V dc ON/OFF remote electric power supply.
Adjustment on vertical axis: 15° max. Rotation on horizontal axis: 359° max. Remote power supply that must be placed in a junction box, equipped with a protruding, 400 mm cable with an M12 screw-on connector that guarantees the water tightness of the luminaire, and with a 250 mm cable for the connection to the power line.
Extra clear transparent glass.

Optic Spot 16°

CoB Led: 21W - 2246 lm ≠ OUTPUT 1739 lm - 2700K/CRI 80 - 220÷240V / 21W - 2415 lm ≠ OUTPUT 1870 lm - 3000K/CRI 80 - 220÷240V / 21W - 2533 lm ≠ OUTPUT 1961 lm - 4000K/CRI 80 - 220÷240V

2700K

Non Dimmable

- FA53406156
- 1-10V
- FA53406156-310
- Dali
- FA53406156-300.A

3000K

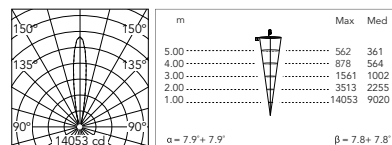
Non Dimmable

- FA53403256
- 1-10V
- FA53403256-310
- Dali
- FA53403256-300.A

4000K

Non Dimmable

- FA53403156
- 1-10V
- FA53403156-310
- Dali
- FA53403156-300.A



@ 3000K

Optic Medium 40°

CoB Led: 21W - 2246 lm ≠ OUTPUT 1673 lm - 2700K/CRI 80 - 220÷240V / 21W - 2415 lm ≠ OUTPUT 1799 lm - 3000K/CRI 80 - 220÷240V / 21W - 2533 lm ≠ OUTPUT 1886 lm - 4000K/CRI 80 - 220÷240V

2700K

Non Dimmable

- FA53406256
- 1-10V
- FA53406256-310
- Dali
- FA53406256-300.A

3000K

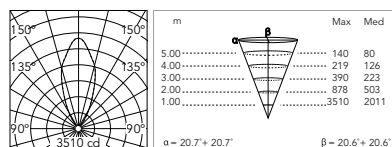
Non Dimmable

- FA53403456
- 1-10V
- FA53403456-310
- Dali
- FA53403456-300.A

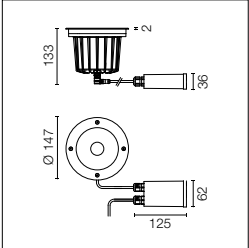

4000K















Non Dimmable

- FA53403356
- 1-10V
- FA53403356-310
- Dali
- FA53403356-300.A



@ 3000K





Sorgente a LED inclusa.
Alimentazione elettrica 220-240V ON/ OFF integrata.
Orientabilità asse verticale: max 15°. Rotazione asse orizzontale: max 359°. Alimentatore remoto da alloggiare in cassaforma dotato di spezzone di cavo 400mm con connettore a vite M12 a tenuta stagna all'apparecchio e di uno spezzone di cavo 250mm per il collegamento alla linea elettrica. Vetro trasparente extrachiaro. Versione dimmerabile a richiesta.

LED light source included.
Integrated 24V dc ON/OFF remote electric power supply. Adjustment on vertical axis: 15° max. Rotation on horizontal axis: 359° max. Remote power supply that must be placed in a junction box, equipped with a protruding, 400 mm cable with an M12 screw-on connector that guarantees the water tightness of the luminaire, and with a 250 mm cable for the connection to the power line. Extra clear transparent glass. Adjustable light intensity version available upon request.

Optic Spot 10°

Power Led: 8W - 509 lm ≠ OUTPUT 451 lm - 2700K/CRI 80 - 220÷240V / 8W - 547 lm ≠ OUTPUT 485 lm - 3000K/CRI 80 - 220÷240V / 8W - 630 lm ≠ OUTPUT 558 lm - 4000K/CRI 80 - 220÷240V

2700K

● FA53405156

3000K

● FA53400356

4000K

● FA53400256



@ 3000K

Optic Medium 24°

Power Led: 8W - 509 lm ≠ OUTPUT 472 lm - 2700K/CRI 80 - 220÷240V / 8W - 547 lm ≠ OUTPUT 507 lm - 3000K/CRI 80 - 220÷240V / 8W - 630 lm ≠ OUTPUT 583 lm - 4000K/CRI 80 - 220÷240V

2700K

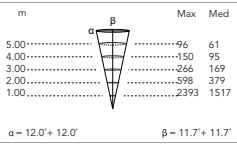
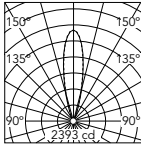
● FA53405256

3000K

● FA53400656

4000K

● FA53400556



@ 3000K

Optic Flood 50°

Power Led: 8W - 509 lm ≠ OUTPUT 433 lm - 2700K/CRI 80 - 220÷240V / 8W - 547 lm ≠ OUTPUT 466 lm - 3000K/CRI 80 - 220÷240V / 8W - 630 lm ≠ OUTPUT 536 lm - 4000K/CRI 80 - 220÷240V

2700K

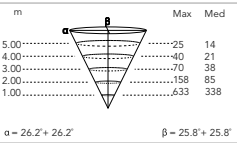
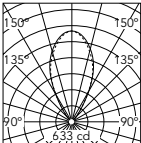
● FA53405356

3000K

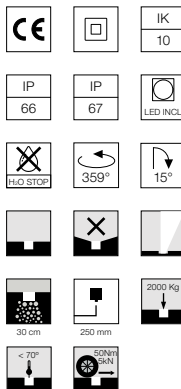
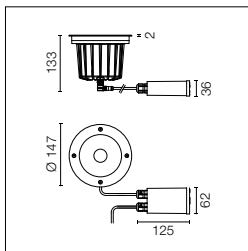
● FA53400956

4000K

● FA53400856



@ 3000K



Sorgente a LED inclusa.
Alimentazione elettrica 220-240V ON/ OFF integrata.
Orientabilità asse verticale: max 15°. Rotazione asse orizzontale: max 359°. Alimentatore remoto da alloggiare in cassettaforma dotato di spezzone di cavo 400mm con connettore a vite M12 a tenuta stagna all'apparecchio e di uno spezzone di cavo 250mm per il collegamento alla linea elettrica.
Vetro trasparente extrachiario.
Versione dimmerabile a richiesta.

LED light source included.
Integrated 24V dc ON/OFF remote electric power supply.
Adjustment on vertical axis: 15° max. Rotation on horizontal axis: 359° max. Remote power supply that must be placed in a junction box, equipped with a protruding, 400 mm cable with an M12 screw-on connector that guarantees the water tightness of the luminaire, and with a 250 mm cable for the connection to the power line.
Extra clear transparent glass.
Adjustable light intensity version available upon request.

Optic Asymmetric 54°x 66°

Power Led: 8W - 509 lm ≠ OUTPUT 413 lm - 2700K/CRI 80 - 220÷240V / 8W - 547 lm ≠ OUTPUT 444 lm - 3000K/CRI 80 - 220÷240V / 8W - 630 lm ≠ OUTPUT 511 lm - 4000K/CRI 80 - 220÷240V

2700K

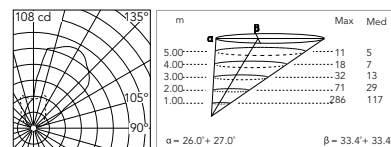
● FA53405456

3000K

● FA53401256

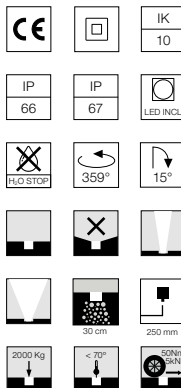
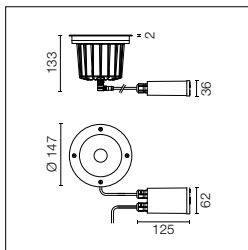
4000K

● FA53401156



@ 3000K

A-Rise 145 High Emission



Sorgente a LED inclusa.
Alimentazione elettrica 220-240V ON/ OFF integrata.
Orientabilità asse verticale: max 15°. Rotazione asse orizzontale: max 359°. Alimentatore remoto da alloggiare in cassettaforma dotato di spezzone di cavo 400mm con connettore a vite M12 a tenuta stagna all'apparecchio e di uno spezzone di cavo 250mm per il collegamento alla linea elettrica.
Vetro trasparente extrachiario.
Versione dimmerabile a richiesta.

LED light source included.
Integrated 24V dc ON/OFF remote electric power supply.
Adjustment on vertical axis: 15° max. Rotation on horizontal axis: 359° max. Remote power supply that must be placed in a junction box, equipped with a protruding, 400 mm cable with an M12 screw-on connector that guarantees the water tightness of the luminaire, and with a 250 mm cable for the connection to the power line.
Extra clear transparent glass.
Adjustable light intensity version available upon request.

Optic Spot 16°

CoB Led: 9W - 857 lm ≠ OUTPUT 518 lm - 2700K/CRI 80 - 220÷240V / 9W - 922 lm ≠ OUTPUT 557 lm - 3000K/CRI 80 - 220÷240V / 9W - 959 lm ≠ OUTPUT 579 lm - 4000K/CRI 80 - 220÷240V

2700K

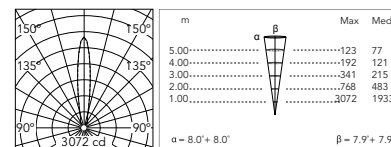
● FA53405556

3000K

● FA53401556

4000K

● FA53401456



@ 3000K

Optic Flood 50°

CoB Led: 9W - 857 lm ≠ OUTPUT 545 lm - 2700K/CRI 80 - 220÷240V / 9W - 922 lm ≠ OUTPUT 586 lm - 3000K/CRI 80 - 220÷240V / 9W - 959 lm ≠ OUTPUT 610 lm - 4000K/CRI 80 - 220÷240V

2700K

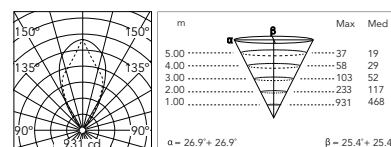
● FA53405656

3000K


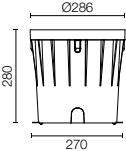

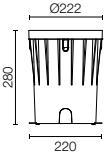

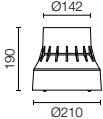
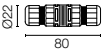

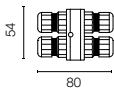

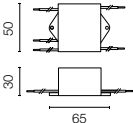
● FA53401856

4000K

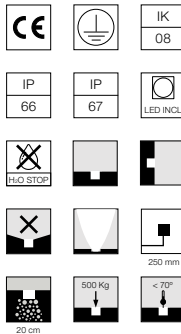
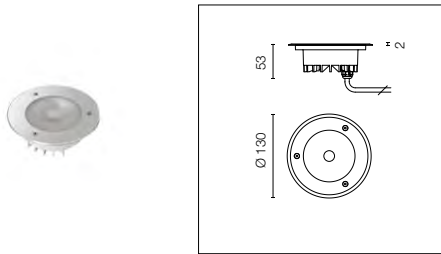
● FA53401756



@ 3000K

Scatola per incasso.	Box for installation.	A-Rise 290 F4599000		
Scatola per incasso.	Box for installation.	A-Rise 225 F4598000		
Scatola per incasso.	Box for installation.	A-Rise 145 F4597000		
Sistema di giunzione IP68 H ₂ O Stop anti-condensa a 2 vie 4 poli. (ø5,5÷12mm cavo).	2 way terminal block 4 poles IP68 H ₂ O Stop. (ø5,5÷12mm cable).	F990C00A000		
Sistema di giunzione IP68 H ₂ O Stop anti-condensa a 3/4 vie 4 poli. (ø5,5÷12mm cavo).	3/4 way terminal block 4 poles IP68 H ₂ O Stop. (ø5,5÷12mm cable).	F990C010000		
Dispositivo di protezione per il sovraccarico. 275Vac. Corrente massima di scarica 10KA (8/29µs). Massima corrente operativa 5A. Adatto per la connessione in serie. IP66.	Surge protection device. 275Vac. Maximum discharge current 10KA (8/20µs). Maximum operating current 5A. Suitable for series connection. IP66.	F990E00A000		

A-Rise 130 HP



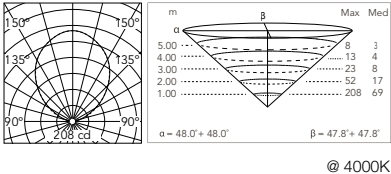
Sorgente a LED inclusa a tensione di rete. Necessaria cassaforma da ordinare separatamente. Dotato di spezzone di cavo uscente in neoprene di 250 mm e sistema di giunzione H2O STOP a 2 vie e 3 poli per connessione a tenuta stagna. Vetro sabbiato.

Mains voltage LED light source included. Requires a junction box to be ordered separately. The luminaire is equipped with a protruding, neoprene, 250 mm cable with an integrated 2-way, 3-pole H2O STOP connection system guaranteeing the water tightness of the connection. Frosted glass.

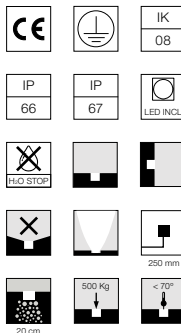
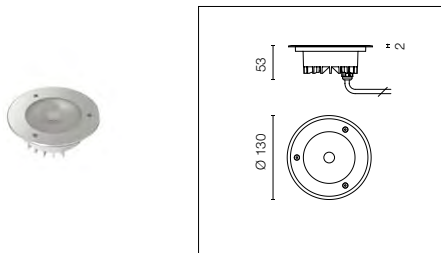
Optic Wide Flood 96°

Mid-Power Led: 7W - 525 lm ± OUTPUT 453 lm - 3000K/CRI 80 - 220-230V / 7W - 555 lm ± OUTPUT 479 lm - 4000K/CRI 80 - 220-230V

- 3000K
● FA53000356.A
- 4000K
● FA53000256



A-Rise 130



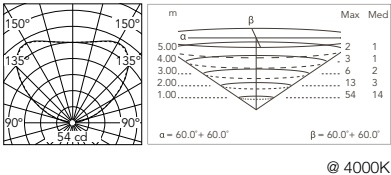
Sorgente a LED inclusa a tensione di rete. Necessaria cassaforma da ordinare separatamente. Dotato di spezzone di cavo uscente in neoprene di 250 mm e sistema di giunzione H2O STOP a 2 vie e 3 poli per connessione a tenuta stagna. Vetro sabbiato.

Mains voltage LED light source included. Requires a junction box to be ordered separately. The luminaire is equipped with a protruding, neoprene, 250 mm cable with an integrated 2-way, 3-pole H2O STOP connection system guaranteeing the water tightness of the connection. Frosted glass.

Optic Wide Flood 120°

Mid-Power Led: 4W - 380 lm ± OUTPUT 189 lm - 3000K/CRI 80 - 220.230V / 4W - 400 lm ± OUTPUT 199 lm - 4000K/CRI 80 - 220.230V

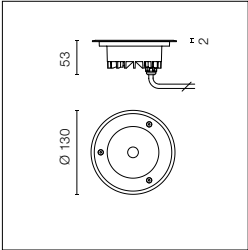

- 3000K
● FA53000856
- 4000K
● FA53000756
















A-Rise 130: Accessori / Accessories

Scatola per incasso	Box for installation	FA50		
Sistema di giunzione IP68 H2O Stop anti-condensa a 3/4 vie 4 poli. (ø5,5÷12mm cavo).	3/4 way terminal block 4 poles IP68 H2O Stop. (ø5,5÷12mm cable).	F990C010000		
Dispositivo di protezione per il sovraccarico. 275Vac. Corrente massima di scarica 10KA (8/29µs). Massima corrente operativa 5A. Adatto per la connessione in serie. IP66.	Surge protection device. 275Vac. Maximum discharge current 10KA (8/20µs). Maximum operating current 5A. Suitable for series connection. IP66.	F990E00A000		

A-Rise 130 HP Low Voltage





Sorgente a LED inclusa.
Alimentazione elettrica remota 24V dc da ordinare separatamente, ON/ OFF e dimmerabile 1-10V o DALI. Necessaria cassaforma da ordinare separatamente. Dotato di spezzone di cavo uscente in neoprene di 250 mm con sistema integrato di giunzione H2O STOP e kit con connettori crimp e guaina termorestringente adesiva per connessione a tenuta stagna. Vetro sabbiato.

LED light source included. 24V remote electric power supply to be ordered separately, ON/OFF and adjustable light intensity from 1 to 10V or DALI. Requires a junction box to be ordered separately. The luminaire is equipped with a protruding, neoprene, 250 mm cable with an integrated H2O STOP connection system and a wiring kit with crimp connectors and adhesive heat-shrink tubing guaranteeing the water tightness of the connection. Frosted glass.

Optic Wide Flood 96°

Mid-Power Led: 7,3W - 707 lm ≠ OUTPUT 380 lm - 3000K/CRI 80 - 24Vdc / 7,3W - 734 lm ≠ OUTPUT 394 lm - 4000K/CRI 80 - 24Vdc

3000K

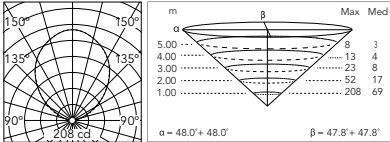
Dimmable

● FA53000656

4000K

Dimmable

● FA53000556

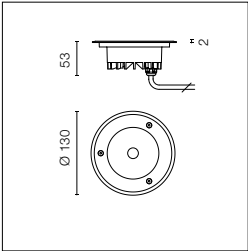
















@ 4000K

* Numero massimo di apparecchi per alimentatore / Max fixtures for each power supply

Numero massimo di apparecchi per alimentatore (Vin220÷240). Dati indicativi da verificare con le specifiche condizioni di installazione.	Max fixtures for each power supply (Vin 220÷240). Data in the chart are provided as a guide only. Please verify according to your installation.	Acc. RF25747	1	Acc. RF25752	2
		Acc. RF25757	1	Acc. RF25755	7
		Acc. RF25750	2	Acc. RF25749	9
		Acc. F990B21A000	2	Acc. RF25756	12
		Acc. RF26387.A	2		

A-Rise 130 Low Voltage





Sorgente a LED inclusa.
Alimentazione elettrica remota 24V dc da ordinare separatamente, ON/ OFF e dimmerabile 1-10V o DALI. Necessaria cassaforma da ordinare separatamente. Dotato di spezzone di cavo uscente in neoprene di 250 mm con sistema integrato di giunzione H2O STOP e kit con connettori crimp e guaina termorestringente adesiva per connessione a tenuta stagna. Vetro sabbiato.

LED light source included. 24V remote electric power supply to be ordered separately, ON/OFF and adjustable light intensity from 1 to 10V or DALI. Requires a junction box to be ordered separately. The luminaire is equipped with a protruding, neoprene, 250 mm cable with an integrated H2O STOP connection system and a wiring kit with crimp connectors and adhesive heat-shrink tubing guaranteeing the water tightness of the connection. Frosted glass.

Optic Wide Flood 120°

Mid-Power Led: 4W - 360 lm ≠ OUTPUT 190 lm - 3000K/CRI 80 - 24Vdc / 4W - 380 lm ≠ OUTPUT 200 lm - 4000K/CRI 80 - 24Vdc

3000K

Dimmable

● FA530001056

4000K

Dimmable

● FA53000956


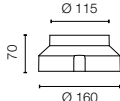

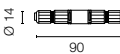


@ 4000K

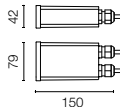
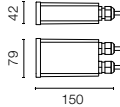
* Numero massimo di apparecchi per alimentatore / Max fixtures for each power supply

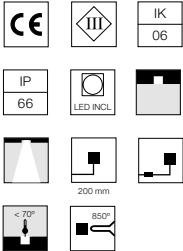
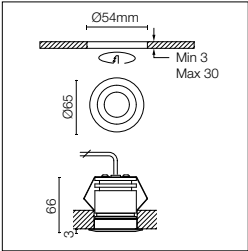
Numero massimo di apparecchi per alimentatore (Vin220÷240). Dati indicativi da verificare con le specifiche condizioni di installazione.	Max fixtures for each power supply (Vin 220÷240). Data in the chart are provided as a guide only. Please verify according to your installation.	Acc. RF25747	2	Acc. RF25752	4
		Acc. RF25757	2	Acc. RF25755	12
		Acc. RF25750	4	Acc. RF25749	16
		Acc. F990B21A000	4	Acc. RF25756	21
		Acc. RF26387.A	4		

A-Rise 130 Low Voltage: Accessori / Accessories

Scatola per incasso	Box for installation	FA50		
Sistema di giunzione IP68 a 2 vie 2 poli. (Ø4÷6,9mm cavo).	2 way terminal block 2 poles IP68. (Ø4÷6,9mm cable).	F990C050000		
Non può essere alloggiato nella scatola per incasso.	It can't be placed in the recessed box for installation.			

A-Rise 130 Low Voltage: Driver / Drivers

Alimentatore 24V 10W / 110-240V IP20 Classe II selv.	Power supply 24V 10W / 110-240V IP20 Class II selv.	*RF25747		
Alimentatore 24V 10W / 110-240V IP67 Classe II selv.	Power supply 24V 10W / 110-240V IP67 Class II selv.	*RF25757		
Alimentatore per installazione remota 24Vdc 17W / 110-240V (15W@110V) IP20 Classe II selv.	Power supply for remote installation 24Vdc 17W / 110-240V (15W@110V) IP20 Class II selv.	*RF25750  Dimmable Push-Dim Or 1-10V See Wiring Diagram n.4. page 854.		
Alimentatore 17W/110÷240V - 24Vdc (15W@110V) IP67 Classe II selv.	Power supply 17W/110÷240V - 24Vdc (15W@110V) IP67 Class II Selv.	*F990B21A000  Dimmable Push-Dim Or 1-10V See Wiring Diagram n.4. page 854.		
Alimentatore per installazione remota 24Vdc 20W / 110-240Vdc (15W@110V) IP67 Classe II selv.	Power supply for remote installation 24Vdc 20W / 110-240Vdc (15W@110V) IP67 Class II selv.	*RF26387.A  Dimmable DALI See Wiring Diagram n.4. page 854.		
Alimentatore per installazione remota 24Vdc 20W / 220-240V IP67 Classe II selv.	Power supply for remote installation 24Vdc 20W / 220-240V IP67 Class II selv.	*RF25752		
Alimentatore per installazione remota 24Vdc 50W / 120-240V IP67 Classe II selv.	Power supply for remote installation 24Vdc 50W / 120-240V IP67 Class II selv.	*RF25755		
Alimentatore 24Vdc 35W / 120-270V IP67 Classe II selv.	Power supply 24Vdc 35W / 120-270V IP67 Class II selv.	F990B23AZ00		
Alimentatore per installazione remota 24Vdc 70W / 220-240V IP67 Classe II selv.	Power supply for remote installation 24Vdc 70W / 220-240V IP67 Class II selv.	*RF25749		
Alimentatore per installazione remota 24Vdc 96W / 120-240V IP67 Classe II selv.	Power supply for remote installation 24Vdc 96W / 120-240V IP67 Class II selv.	*RF25756		



Sorgente a LED inclusa.
Alimentazione elettrica remota 24V dc da ordinare separatamente. Completo di molle per installazione in cartongesso. Dotato di spezzone di cavo uscente in neoprene di 200 mm e kit con connettori crimp e guaina termorestringente adesiva per connessione a tenuta stagna. Diffusore policarbonato trasparente. Versione dimmerabile a richiesta.

LED source included. 24V dc remote electric power supply to be ordered separately. Includes a spring for plasterboard installations. The luminaire is equipped with a protruding, neoprene, 200 mm cable and a wiring kit with crimp connectors and adhesive heat-shrink tubing guaranteeing the water tightness of the connection. Transparent polycarbonate diffuser. Adjustable light intensity version available upon request.

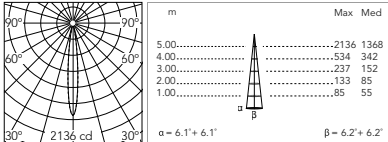
2200K disponibile su richiesta.

2200K available on request.

Optic Spot 10°

Power Led: 3,4W - 199 lm ≠ OUTPUT 138 lm - 2700K/CRI 80 - 24Vdc / 3,4W - 215 lm ≠ OUTPUT 149 lm - 3000K/CRI 80 - 24Vdc / 3,4W - 224 lm ≠ OUTPUT 155 lm - 4000K/CRI 80 - 24Vdc

- 2700K**
● FA51820556
- 3000K**
● FA51800656
- 4000K**
● FA51800556

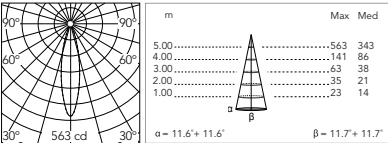


@ 3000K

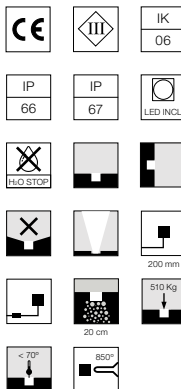
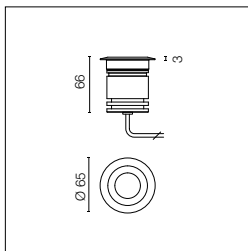
Optic Medium 30°

Power Led: 3,4W - 199 lm ≠ OUTPUT 121 lm - 2700K/CRI 80 - 24Vdc / 3,4W - 215 lm ≠ OUTPUT 131 lm - 3000K/CRI 80 - 24Vdc / 3,4W - 224 lm ≠ OUTPUT 136 lm - 4000K/CRI 80 - 24Vdc

- 2700K**
● FA51820856
- 3000K**
● FA51800956
- 4000K**
● FA51800856



@ 3000K



Sorgente a LED inclusa.
Alimentazione elettrica remota 24V dc da ordinare separatamente. Necessaria cassaforma da ordinare separatamente. Dotato di spezzone di cavo uscente in neoprene di 200 mm con sistema integrato di giunzione H2O STOP e kit con connettori crimp e guaina termorestringente adesiva per connessione a tenuta stagna. Diffusore policarbonato trasparente. Versione dimmerabile a richiesta.

LED source included. 24V dc remote electric power supply to be ordered separately. Requires a junction box to be ordered separately. The luminaire is equipped with a protruding, neoprene, 200 mm cable with an integrated H2O STOP connection system and a wiring kit with crimp connectors and adhesive heat-shrink tubing guaranteeing the water tightness of the connection. Transparent polycarbonate diffuser. Adjustable light intensity version available upon request.

2200K disponibile su richiesta.

2200K available on request.

Optic Spot 10°

Power Led: 3,4W - 199 lm ≠ OUTPUT 138 lm - 2700K/CRI 80 - 24Vdc / 3,4W - 215 lm ≠ OUTPUT 149 lm - 3000K/CRI 80 - 24Vdc / 3,4W - 224 lm ≠ OUTPUT 155 lm - 4000K/CRI 80 - 24Vdc

2700K

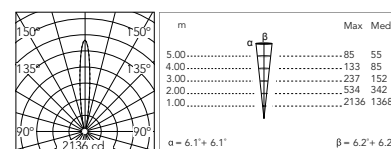
● FA51820256

3000K

● FA51800356

4000K

● FA51800256



@ 3000K

Optic Medium 30°

Power Led: 3,4W - 199 lm ≠ OUTPUT 121 lm - 2700K/CRI 80 - 24Vdc / 3,4W - 215 lm ≠ OUTPUT 131 lm - 3000K/CRI 80 - 24Vdc / 3,4W - 224 lm ≠ OUTPUT 136 lm - 4000K/CRI 80 - 24Vdc

2700K

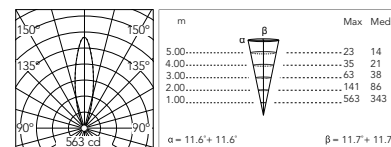
● FA51821256

3000K

● FA51801356

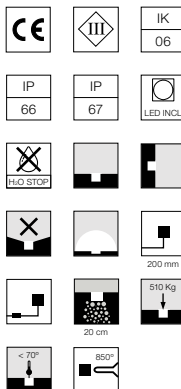
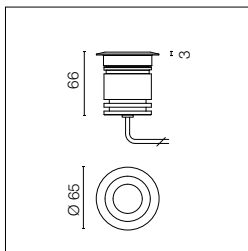
4000K

● FA51801256



@ 3000K

A-Rise 65 Opal



Sorgente la LED inclusa.
Alimentazione elettrica remota 24V dc da ordinare separatamente. Necessaria cassaforma da ordinare separatamente. Dotato di spezzone di cavo uscente in neoprene di 200 mm e kit con connettori crimp e guaina termorestringente adesiva per connessione a tenuta stagna. Diffusore policarbonato opale. Versione dimmerabile a richiesta.

LED light source included. 24V dc remote electric power supply to be ordered separately. Requires a junction box to be ordered separately. The luminaire is equipped with a protruding, neoprene, 200 mm cable and a wiring kit with crimp connectors and adhesive heat-shrink tubing guaranteeing the water tightness of the connection. Opal polycarbonate diffuser. Adjustable light intensity version available upon request.

2200K disponibile su richiesta.

2200K available on request.

Optic Wide Flood 100°

Power Led: 3,4W - 169 lm ≠ OUTPUT 20 lm - 2700K/CRI 80 - 24Vdc / 3,4W - 182 lm ≠ OUTPUT 22 lm - 3000K/CRI 80 - 24Vdc / 3,4W - 198 lm ≠ OUTPUT 24 lm - 4000K/CRI 80 - 24Vdc

2700K

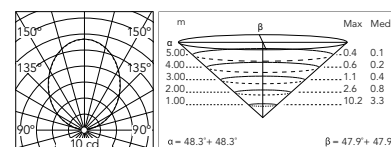
● FA51823456

3000K

● FA51803556

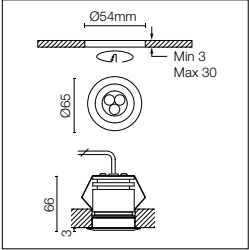

4000K













● FA51803456



@ 4000K

A-Rise 65 HP Ceiling





Sorgente a LED inclusa. Alimentazione elettrica remota 24V dc da ordinare separatamente. Completo di molle per installazione in cartongesso. Dotato di spezzone di cavo uscente in neoprene di 200 mm e kit con connettori crimp e guaina termorestringente adesiva per connessione a tenuta stagna. Diffusore policarbonato trasparente. Versione dimmerabile a richiesta.

LED source included. 24V dc remote electric power supply to be ordered separately. Includes a spring for plasterboard installations. The luminaire is equipped with a protruding, neoprene, 200 mm cable and a wiring kit with crimp connectors and adhesive heat-shrink tubing guaranteeing the water tightness of the connection. Transparent polycarbonate diffuser. Adjustable light intensity version available upon request.

Optic Spot 10°

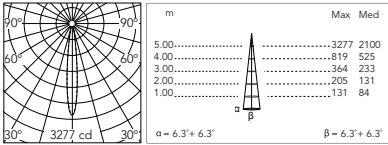
Power Led: 4,5W - 331 lm ≠ OUTPUT 246 lm - 2700K/CRI 80 - 24Vdc / 4,5W - 359 lm ≠ OUTPUT 267 lm - 3000K/CRI 80 - 24Vdc / 4,5W - 373 lm ≠ OUTPUT 277 lm - 4000K/CRI 80 - 24Vdc

- 2700K**

● FA51821556
- 3000K**

● FA51801556
- 4000K**

● FA51801556



@ 3000K

Optic Medium 30°

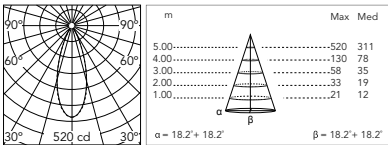
Power Led: 4,5W - 331 lm ≠ OUTPUT 218 lm - 2700K/CRI 80 - 24Vdc / 4,5W - 359 lm ≠ OUTPUT 236 lm - 3000K/CRI 80 - 24Vdc / 4,5W - 373 lm ≠ OUTPUT 245 lm - 4000K/CRI 80 - 24Vdc

- 2700K**

● FA51822556
- 3000K**

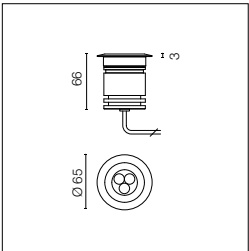
● FA51802656
- 4000K**











● FA51802556



@ 3000K

A-Rise 65 HP





Sorgente a LED inclusa. Alimentazione elettrica remota 24V dc da ordinare separatamente. Necessaria cassaforma da ordinare separatamente. Dotato di spezzone di cavo uscente in neoprene di 200 mm con sistema integrato di giunzione H2O STOP e kit con connettori crimp e guaina termorestringente adesiva per connessione a tenuta stagna. Diffusore policarbonato trasparente. Versione dimmerabile a richiesta.

LED source included. 24V dc remote electric power supply to be ordered separately. Requires a junction box to be ordered separately. The luminaire is equipped with a protruding, neoprene, 200 mm cable with an integrated H2O STOP connection system and a wiring kit with crimp connectors and adhesive heat-shrink tubing guaranteeing the water tightness of the connection. Transparent polycarbonate diffuser. Adjustable light intensity version available upon request.

Optic Spot 10°

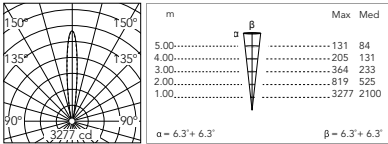
Power Led: 4,5W - 331 lm ≠ OUTPUT 246 lm - 2700K/CRI 80 - 24Vdc / 4,5W - 359 lm ≠ OUTPUT 267 lm - 3000K/CRI 80 - 24Vdc / 4,5W - 373 lm ≠ OUTPUT 277 lm - 4000K/CRI 80 - 24Vdc

- 2700K**

● FA51822256
- 3000K**

● FA51802356
- 4000K**

● FA51802256



@ 3000K

Optic Medium 30°

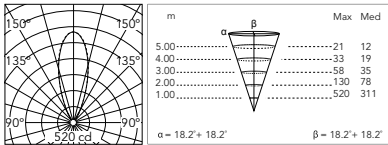
Power Led: 4,5W - 331 lm ≠ OUTPUT 218 lm - 2700K/CRI 80 - 24Vdc / 4,5W - 359 lm ≠ OUTPUT 236 lm - 3000K/CRI 80 - 24Vdc / 4,5W - 373 lm ≠ OUTPUT 245 lm - 4000K/CRI 80 - 24Vdc

- 2700K**

● FA51823256
- 3000K**

● FA51803356
- 4000K**

● FA51803256


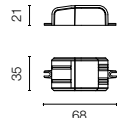

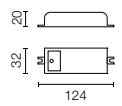

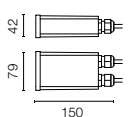

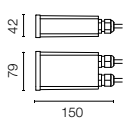

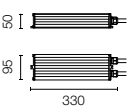

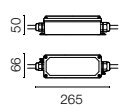


@ 3000K

A-Rise 65: Accessori / Accessories

Scatola per incasso.	Box for installation.	F004Z0K0000		
Sistema di giunzione IP68 a 2 vie 2 poli. (Ø4÷6,9mm cavo).	2 way terminal block 2 poles IP68. (Ø4÷6,9mm cable).	F990C050000		
Non può essere alloggiato nella scatola per incasso.	It can't be placed in the recessed box for installation.			

A-Rise 65: Driver 24Vdc / Drivers 24Vdc

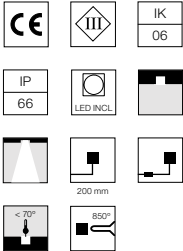
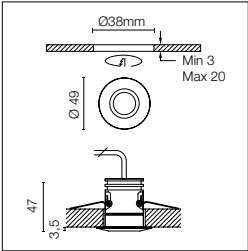
Alimentatore doppia funzione Vout 24Vdc: 8W/100÷240V Iout 350mA: 6x1W/100÷240V IP20 Classe II Selv Eq.	Power supply dual function Vout 24Vdc: 8W/100÷240V Iout 350mA: 6x1W/100÷240V IP20 Class II Selv Eq.	*RF25754		
Alimentatore doppia funzione Vout 24Vdc: 8W/100÷240V Iout 350mA: 6x1W/100÷240V IP65 Classe II Selv Eq.	Power supply dual function Vout 24Vdc: 8W/100÷240V Iout 350mA: 6x1W/100÷240V IP65 Class II Selv Eq.	*RF25748		
Alimentatore per installazione remota 24Vdc 10W / 110-240V IP20 Classe II selv.	Power supply for remote installation 24Vdc 10W / 110-240V IP20 Class II selv.	*RF25747		
Alimentatore 10W/110÷240V - 24Vdc IP67 Classe II Selv.	Power supply 10W/110÷240V - 24Vdc IP67 Class II Selv.	*RF25757		
Alimentatore 24Vdc 35W / 120-270V IP67 Classe II selv.	Power supply 24Vdc 35W / 120-270V IP67 Class II selv.	F990B23AZ00		
Alimentatore per installazione remota 24Vdc 50W / 120-240V IP67 Classe II selv.	Power supply for remote installation 24Vdc 50W / 120-240V IP67 Class II selv.	*RF25755		
Alimentatore per installazione remota 24Vdc 70W / 220-240V IP67 Classe II selv.	Power supply for remote installation 24Vdc 70W / 220-240V IP67 Class II selv.	*RF25749		

* Numero massimo di apparecchi per alimentatore / Max fixtures for each power supply

Numero massimo di apparecchi per alimentatore (Vin 220÷240). Dati indicativi da verificare con le specifiche condizioni di installazione.

Max fixtures for each power supply (Vin 220÷240). Data in the chart are provided as a guide only. Please verify according to your installation.

A-RISE 65		A-RISE 65 HP	
Acc. RF25754	1	Acc. RF25754	1
Acc. RF25748	1	Acc. RF25748	1
Acc. RF25747	2	Acc. RF25747	2
Acc. RF25757	2	Acc. RF25757	2
Acc. RF25755	9	Acc. RF25755	7
Acc. RF25749	17	Acc. RF25749	14



Sorgente a LED inclusa.
Alimentazione elettrica
remota 24V dc da ordinare
separatamente. Completo
di molle per installazione
in cartongesso. Dotato di
spezzone di cavo uscente
in neoprene di 200 mm e kit
con connettori crimp e guaina
termorestringente adesiva per
connessione a tenuta stagna.
Diffusore policarbonato
trasparente.
Versione dimmerabile a
richiesta.

LED source included. 24V dc
remote electric power supply to
be ordered separately. Includes
a spring for plasterboard
installations. The luminaire is
equipped with a protruding,
neoprene, 200 mm cable and a
wiring kit with crimp connectors
and adhesive heat-shrink tubing
guaranteeing the water tightness
of the connection. Transparent
polycarbonate diffuser.
Adjustable light intensity version
available upon request.

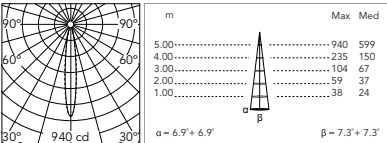
2200K disponibile su richiesta.

2200K available on request.

Optic Spot 15°

Power Led: 2,3W - 144 lm ≠ OUTPUT 106 lm - 2700K/CRI 80 - 12÷24Vdc / 2,3W - 155 lm ≠ OUTPUT 115 lm - 3000K/CRI 80 - 12÷24Vdc /
2,3W - 161 lm ≠ OUTPUT 119 lm - 4000K/CRI 80 - 12÷24Vdc

- 2700K**
● FA51711556
- 3000K**
● FA51711356
- 4000K**
● FA51711256

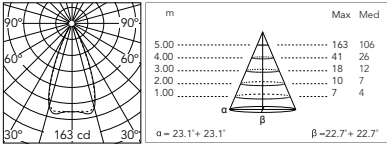


@ 3000K

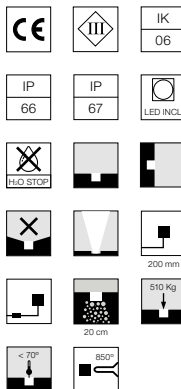
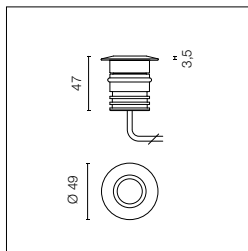
Optic Medium 45°

Power Led: 2,3W - 144 lm ≠ OUTPUT 97 lm - 2700K/CRI 80 - 12÷24Vdc / 2,3W - 155 lm ≠ OUTPUT 105 lm - 3000K/CRI 80 - 12÷24Vdc /
2,3W - 161 lm ≠ OUTPUT 109 lm - 4000K/CRI 80 - 12÷24Vdc

- 2700K**
● FA51712556
- 3000K**
● FA51712356
- 4000K**
● FA51712256



@ 3000K



Sorgente a LED inclusa. Alimentazione elettrica remota 24V dc da ordinare separatamente. Necessaria cassaforma da ordinare separatamente. Dotato di spezzone di cavo uscente in neoprene di 200 mm con sistema integrato di giunzione H2O STOP e kit con connettori crimp e guaina termorestringente adesiva per connessione a tenuta stagna. Diffusore policarbonato trasparente. Versione dimmerabile a richiesta.

LED source included. 24V dc remote electric power supply to be ordered separately. Requires a junction box to be ordered separately. The luminaire is equipped with a protruding, neoprene, 200 mm cable with an integrated H2O STOP connection system and a wiring kit with crimp connectors and adhesive heat-shrink tubing guaranteeing the water tightness of the connection. Transparent polycarbonate diffuser. Adjustable light intensity version available upon request.

2200K disponibile su richiesta.

2200K available on request.

Optic Spot 15°

Power Led: 2,3W - 144 lm ≠ OUTPUT 106 lm - 2700K/CRI 80 - 12÷24Vdc / 2,3W - 155 lm ≠ OUTPUT 115 lm - 3000K/CRI 80 - 12÷24Vdc / 2,3W - 161 lm ≠ OUTPUT 119 lm - 4000K/CRI 80 - 12÷24Vdc

2700K

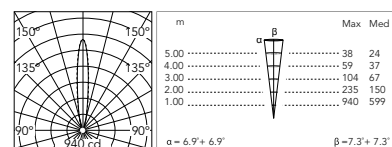
● FA51700556

3000K

● FA51700356

4000K

● FA51700256



@ 3000K

Optic Medium 45°

Power Led: 2,3W - 144 lm ≠ OUTPUT 97 lm - 2700K/CRI 80 - 12÷24Vdc / 2,3W - 155 lm ≠ OUTPUT 105 lm - 3000K/CRI 80 - 12÷24Vdc / 2,3W - 161 lm ≠ OUTPUT 109 lm - 4000K/CRI 80 - 12÷24Vdc

2700K

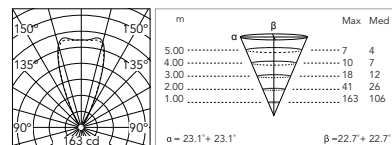
● FA51701656

3000K

● FA51701356

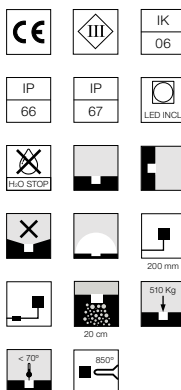
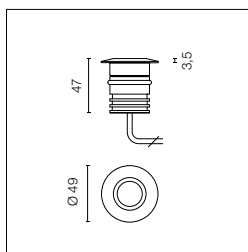
4000K

● FA51701256



@ 3000K

A-Rise 49 Opal



Sorgente la LED inclusa. Alimentazione elettrica remota 24V dc da ordinare separatamente. Necessaria cassaforma da ordinare separatamente. Dotato di spezzone di cavo uscente in neoprene di 200 mm e kit con connettori crimp e guaina termorestringente adesiva per connessione a tenuta stagna. Diffusore policarbonato opale. Versione dimmerabile a richiesta.

LED light source included. 24V dc remote electric power supply to be ordered separately. Requires a junction box to be ordered separately. The luminaire is equipped with a protruding, neoprene, 200 mm cable and a wiring kit with crimp connectors and adhesive heat-shrink tubing guaranteeing the water tightness of the connection. Opal polycarbonate diffuser. Adjustable light intensity version available upon request.

2200K disponibile su richiesta.

2200K available on request.

Optic Wide Flood 100°

Power Led: 2,3W - 139 lm ≠ OUTPUT 16 lm - 2700K/CRI 80 - 12÷24Vdc / 2,3W - 149 lm ≠ OUTPUT 17 lm - 3000K/CRI 80 - 12÷24Vdc / 2,3W - 162 lm ≠ OUTPUT 18 lm - 4000K/CRI 80 - 12÷24Vdc

2700K

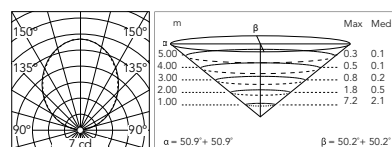
● FA51701756

3000K

● FA51701556

4000K

● FA51701456

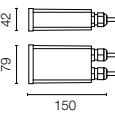


@ 4000K

A-Rise 49: Accessori / Accessories

Scatola per incasso.	Box for installation.	F004Z0J0000		
Sistema di giunzione IP68 a 2 vie 2 poli. (Ø4÷6,9mm cavo).	2 way terminal block 2 poles IP68. (Ø4÷6,9mm cable).	F990C050000		
Non può essere alloggiato nella scatola per incasso.	It can't be placed in the recessed box for installation.			

A-Rise 49: Driver / Drivers 24Vdc

Alimentatore doppia funzione Vout 24Vdc: 8W/100÷240V Iout 350mA: 6x1W/100÷240V IP20 Classe II Selv Eq.	Power supply dual function Vout 24Vdc: 8W/100÷240V Iout 350mA: 6x1W/100÷240V IP20 Class II Selv Eq.	*RF25754		
Alimentatore doppia funzione Vout 24Vdc: 8W/100÷240V Iout 350mA: 6x1W/100÷240V IP65 Classe II Selv Eq.	Power supply dual function Vout 24Vdc: 8W/100÷240V Iout 350mA: 6x1W/100÷240V IP65 Class II Selv Eq.	*RF25748		
Alimentatore per installazione remota 24Vdc 10W / 110-240V IP20 Classe II selv.	Power supply for remote installation 24Vdc 10W / 110-240V IP20 Class II selv.	*RF25747		
Alimentatore 10W/110÷240V - 24Vdc IP67 Classe II Selv.	Power supply 10W/110÷240V - 24Vdc IP67 Class II Selv.	*RF25757		
Alimentatore per installazione remota 24Vdc 20W / 220-240V IP67 Classe II selv.	Power supply for remote installation 24Vdc 20W / 220-240V IP67 Class II selv.	*RF25752		
Alimentatore 24Vdc 35W / 120-270V IP67 Classe II selv.	Power supply 24Vdc 35W / 120-270V IP67 Class II selv.	F990B23AZ00		
Alimentatore per installazione remota 24Vdc 50W / 120-240V IP67 Classe II selv.	Power supply for remote installation 24Vdc 50W / 120-240V IP67 Class II selv.	*RF25755		
Alimentatore per installazione remota 24Vdc 70W / 220-240V IP67 Classe II selv.	Power supply for remote installation 24Vdc 70W / 220-240V IP67 Class II selv.	*RF25749		

* Numero massimo di apparecchi per alimentatore / Max fixtures for each power supply

Numero massimo di apparecchi per alimentatore (Vin220÷240). Dati indicativi da verificare con le specifiche condizioni di installazione.	Max fixtures for each power supply (Vin 220÷240). Data in the chart are provided as a guide only. Please verify according to your installation.	Acc. RF25754	1	Acc. RF25752	5
		Acc. RF25748	1	Acc. RF25755	14
		Acc. RF25747	4	Acc. RF25749	29
		Acc. RF25757	4		

Gobi



Gobi





Famiglia / Family

Gobi 180



Power Led
up to 12W
up to 256 lm - 2700K/CRI 80
up to 276 lm - 3000K/CRI 80
up to 296 lm - 4000K/CRI 80
* Net lumen output
2200K available on request.

Gobi 130



Power Led
up to 7W
up to 140 lm - 2700K/CRI 80
up to 152 lm - 3000K/CRI 80
up to 164 lm - 4000K/CRI 80
* Net lumen output
2200K available on request.

Gobi 65



Power Led
up to 3,4W
up to 60 lm - 2700K/CRI 80
up to 64 lm - 3000K/CRI 80
up to 72 lm - 4000K/CRI 80
* Net lumen output
2200K available on request.

Gobi 65 Wall Path



Power Led
up to 3,4W
up to 47 lm - 2700K/CRI 80
up to 50 lm - 3000K/CRI 80
up to 54 lm - 4000K/CRI 80
* Net lumen output
2200K available on request.

Gobi 49



Power Led
up to 2,3W
up to 40 lm - 2700K/CRI 80
up to 44 lm - 3000K/CRI 80
up to 48 lm - 4000K/CRI 80
* Net lumen output
2200K available on request.

Gobi 49 Wall Path



Power Led
up to 2,3W
up to 36 lm - 2700K/CRI 80
up to 39 lm - 3000K/CRI 80
up to 42 lm - 4000K/CRI 80
* Net lumen output
2200K available on request.

Colori / Colours



01 White



06 Grey



12 Forest Green



18 Deep Brown



30 Black



33 Anthracite



56 Matt Stainless Steel*

* Solo per versioni Gobi 65 e Gobi 49. / Only for Gobi 65 and Gobi 49 versions.

Famiglia completa di apparecchi segnapasso ad incasso a pavimento con sorgente luminosa a LED ad emissione radente. Disponibili in differenti tagli dimensionali e molteplici fasci di apertura direzionati. Le viterie di fissaggio sono in acciaio inox AISI 316L. L'installazione richiede una cassaforma da incasso da ordinare separatamente. È necessario garantire un livello adeguato di materiale drenante sotto la cassaforma o fornire un sistema di scarico per evitare il ristagno di acqua. Per garantire la tenuta del pressacavo è necessario utilizzare cavi elettrici flessibili idonei all'impiego in ambienti esterni.

Gobi

Apparecchio ad incasso a terra calpestabile e carrabile, disponibile in due dimensioni di diametro e in tre fasci di apertura: monodirezionale, bidirezionale e omnidirezionale. La posizione parallela della sorgente luminosa alla superficie di appoggio permette di sfruttare al massimo la componente diretta dell'emissione luminosa. Corpo dell'apparecchio e dissipatore realizzato in alluminio pressofuso EN AB-47100 a basso contenuto di rame, rivestito con doppio strato di vernice ad alta resistenza alla corrosione. Vetro borosilicato trasparente. L'apparecchio è dotato di un connettore a vite M12 a tenuta stagna che fornisce isolamento ottimale contro la penetrazione di acqua e rapido collegamento con l'unità di cablaggio. Nella versione a 230V l'alimentatore è in dotazione con l'apparecchio come un kit IP66/67 remoto da alloggiare nella cassaforma da incasso, nella versione a 24V dc è provvisto di uno spezzone di cavo con connettore a vite per il collegamento elettrico all'alimentatore remoto. Disponibili due versioni di casseforme, la versione standard in materiale plastico e la versione in metallo ad alta resistenza per aree ad alto flusso veicolare.

Gobi 49 / Gobi 65

Apparecchi ad incasso a terra calpestabili, disponibili in due dimensioni di diametro e in quattro fasci di apertura: un fascio, due fasci, tre fasci e quattro fasci. Corpo dell'apparecchio in alluminio tornito lega EN AW 6060 con trattamento di anodizzazione ad alta resistenza alla corrosione. Cover esterna in acciaio inox AISI 316L pallinato. Diffusore in policarbonato trasparente. Apparecchio in 24V dc, necessita di alimentatore remoto da ordinare separatamente.

Gobi 49 Wall / Gobi 65 Wall

Apparecchi ad incasso a parete segnapasso, disponibili in due dimensioni di diametro e con fascio di apertura 180° direzionato verso il pavimento. Corpo dell'apparecchio in alluminio tornito lega EN AW 6060 con trattamento di anodizzazione ad alta resistenza alla corrosione. Cover esterna in acciaio inox AISI 316L pallinato. Diffusore in policarbonato trasparente. Apparecchio in 24V dc, necessita di alimentatore remoto da ordinare separatamente.

Complete family of ground-recessed path lights, with flush-emitting LED source. Available in different dimensions and several adjustable beam angles. The fixing screws are made of AISI 316L stainless steel. Requires a specific junction box to be ordered separately. To avoid water stagnation, it is necessary to insulate the lower part of the box with a layer of drainage material or other drainage system. In order to guarantee the preservation of the cable guide, it is recommended to use flexible electric cables specifically designed for outdoor use.

Gobi

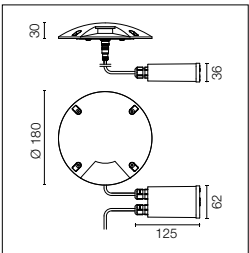

Ground recessed and walk-over luminaire, available in two different diameters and three beam angles: monodirectional, bidirectional and omnidirectional. The position of the light source, parallel to the supporting surface, allows the direct component of the light emission to be exploited to the maximum. EN AB-47100 die-cast aluminium body (with low copper content), coated with a double layer of highly corrosion-resistant paint. Transparent borosilicate glass. Equipped with an M12 screw-on connector that prevents water infiltration and guarantees a quick connection to the wiring unit. 230V versions include the power supply unit and a remote IP66/67 kit to be installed in the junction box for recessing. The 24 V dc version is equipped with a cable and a screw connector for the connection to the remote power supply. The junction box is available in two versions: the standard version made of plastic and the heavy duty metal version, suitable for areas with high vehicular flow.
















Gobi 49 / Gobi 65

Ground recessed and walk-over luminaire, available in two different diameters and four beam angles: one beam, two beams, three beams and four beams. Structure in turned aluminium, EN AW 6060 alloy, with an anodized treatment for better resistance to corrosion. The external structure is covered in AISI 316L shot-blasted stainless steel. Transparent polycarbonate diffuser. The 24 V dc luminaire is powered by a remote power supply to be ordered separately.

Gobi 49 Wall / Gobi 65 Wall

Wall-recessed path light, available in two different diameters and with a 180° beam angle directed towards the floor. Structure in turned aluminium, EN AW 6060 alloy, with an anodized treatment for better resistance to corrosion. The external structure is covered in AISI 316L shot-blasted stainless steel. Transparent polycarbonate diffuser. The 24 V dc luminaire is powered by a remote power supply to be ordered separately.





Sorgente a LED inclusa.
Alimentazione elettrica 220-240V ON/ OFF integrata.
Necessaria cassaforma da ordinare separatamente.
Alimentatore dotato di spezzone di cavo di 400mm con connettore a vite M12 a tenuta stagna verso l'apparecchio e spezzone di cavo di 300mm per collegamento alla linea elettrica.
Versione dimmerabile a richiesta.

LED light source included.
Integrated electric power supply 220-240V ON/OFF.
Requires a junction box to be ordered separately.
The luminaire is equipped with a protruding, neoprene, 400 mm cable with an M12 watertight screw-on connector towards the luminaire, and with a 300 mm cable for the connection to the power line. Adjustable light intensity version available upon request.

2200K disponibile su richiesta.

2200K available on request.

Power Led: 5W - 233 lm ≠ OUTPUT 64 lm - 2700K/CRI 80- 220÷240V / 5W - 250 lm ≠ OUTPUT 69 lm - 3000K/CRI 80 - 220÷240V / 5W - 266 lm ≠ OUTPUT 74 lm - 4000K/CRI 80 - 220÷240V

2700K

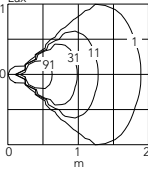
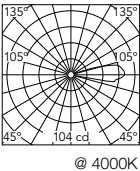
- FA53504701
- FA53504706
- FA53504712
- FA53504718
- FA53504730
- FA53504733

3000K

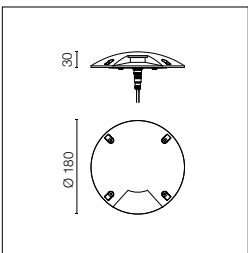

- FA53501201
- FA53501206
- FA53501212
- FA53501218
- FA53501230
- FA53501233
















4000K

- FA53501101
- FA53501106
- FA53501112
- FA53501118
- FA53501130
- FA53501133



Gobi 180 Mono Low Voltage





Sorgente a LED inclusa.
Alimentazione elettrica remota 24Vdc da ordinare separatamente. Necessaria cassaforma da ordinare separatamente. Dotato di spezzone di cavo 250mm con connettore a vite M12 a tenuta stagna. Accessori opzionali: cavo 5000mm e cavo splitter 300mm con connettori M12 per installazioni multiple.

LED source included.
24V dc remote electric power supply to be ordered separately. Requires a junction box to be ordered separately. The luminaire is equipped with protruding, 250 mm cable with an M12 watertight screw-on connector. Optional accessories: 5000 mm cable and 300 mm splitter cable with M12 connectors for multiple installations.

2200K disponibile su richiesta.

2200K available on request.

Power Led: 3,4W - 233 lm ≠ OUTPUT 64 lm - 2700K/CRI 80 - 24Vdc / 3,4W - 250 lm ≠ OUTPUT 69 lm - 3000K/CRI 80 - 24Vdc / 3,4W - 266 lm ≠ OUTPUT 74 lm - 4000K/CRI 80 - 24Vdc

2700K

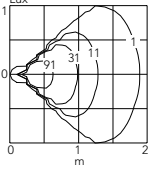
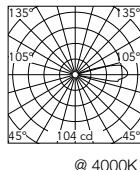
- FA53504801
- FA53504806
- FA53504812
- FA53504818
- FA53504830
- FA53504833

3000K

- FA53503001
- FA53503006
- FA53503012
- FA53503018
- FA53503030
- FA53503033

4000K

- FA53502901
- FA53502906
- FA53502912
- FA53502918
- FA53502930
- FA53502933

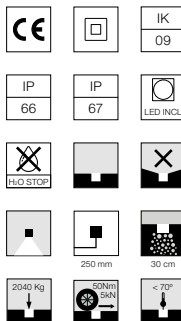
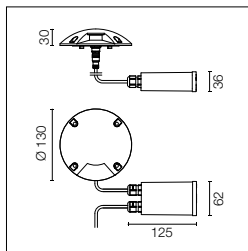


* Numero massimo di apparecchi per alimentatore / Maximum number of luminaires per power supply.

Numero massimo di apparecchi per alimentatore (Vin220÷240). Dati indicativi da verificare con le specifiche condizioni di installazione.	Maximum number of luminaires per power supply. (220÷240 V). These data must be checked taking into account the specific installation conditions.	Acc. RF25752	3
		Acc. RF25755	8
		Acc. RF25749	16

Gobi

498



Sorgente a LED inclusa.
Alimentazione elettrica 220-240V ON/ OFF integrata.
Necessaria cassaforma da ordinare separatamente.
Alimentatore dotato di spezzone di cavo di 400mm con connettore a vite M12 a tenuta stagna verso l'apparecchio e spezzone di cavo di 300mm per collegamento alla linea elettrica.
Versione dimmerabile a richiesta.

LED light source included.
Integrated electric power supply 220-240V ON/OFF.
Requires a junction box to be ordered separately.
The luminaire is equipped with a protruding, neoprene, 400 mm cable with an M12 watertight screw-on connector towards the luminaire, and with a 300 mm cable for the connection to the power line.
Adjustable light intensity version available upon request.

2200K disponibile su richiesta.

2200K available on request.

Power Led: 4W - 129 lm \neq OUTPUT 35 lm - 2700K/CRI 80 - 220÷240V / 4W - 139 lm \neq OUTPUT 38 lm - 3000K/CRI 80 - 220÷240V / 4W - 148 lm \neq OUTPUT 41 lm - 4000K/CRI 80 - 220÷240V

2700K

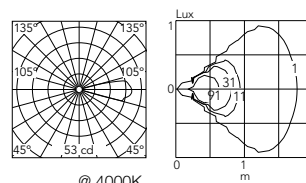
- FA53504101
- FA53504106
- FA53504112
- FA53504118
- FA53504130
- FA53504133

3000K

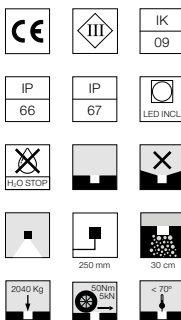
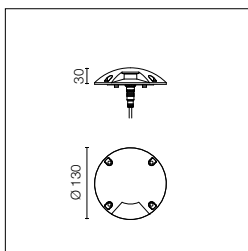
- FA53500301
- FA53500306
- FA53500312
- FA53500318
- FA53500330
- FA53500333

4000K

- FA53500201
- FA53500206
- FA53500212
- FA53500218
- FA53500230
- FA53500233



Gobi 130 Mono Low Voltage



Sorgente a LED inclusa.
Alimentazione elettrica remota 24Vdc da ordinare separatamente. Necessaria cassaforma da ordinare separatamente. Dotato di spezzone di cavo 250mm con connettore a vite M12 a tenuta stagna. Accessori opzionali: cavo 5000mm e cavo splitter 300mm con connettori M12 per installazioni multiple.

LED source included. 24V dc remote electric power supply to be ordered separately. Requires a junction box to be ordered separately. The luminaire is equipped with protruding, 250 mm cable with an M12 watertight screw-on connector. Optional accessories: 5000 mm cable and 300 mm splitter cable with M12 connectors for multiple installations.

2200K disponibile su richiesta.

2200K available on request.

Power Led: 1,9W - 129 lm \neq OUTPUT 35 lm - 2700K/CRI 80 - 24Vdc / 1,9W - 139 lm \neq OUTPUT 38 lm - 3000K/CRI 80 - 24Vdc / 1,9W - 148 lm \neq OUTPUT 41 lm - 4000K/CRI 80 - 24Vdc

2700K

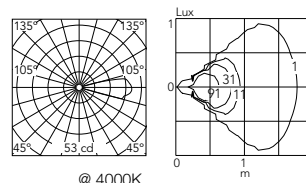
- FA53504201
- FA53504206
- FA53504212
- FA53504218
- FA53504230
- FA53504233

3000K

- FA53502101
- FA53502106
- FA53502112
- FA53502118
- FA53502130
- FA53502133

4000K

- FA53502001
- FA53502006
- FA53502012
- FA53502018
- FA53502030
- FA53502033



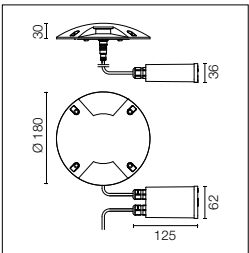

* Numero massimo di apparecchi per alimentatore / Maximum number of luminaires per power supply.






Numero massimo di apparecchi per alimentatore (Vin220÷240). Dati indicativi da verificare con le specifiche condizioni di installazione.





Maximum number of luminaires per power supply. (220÷240 V). These data must be checked taking into account the specific installation conditions.






Acc. RF25752	5
Acc. RF25755	16
Acc. RF25749	33

Gobi 180 Double









Sorgente a LED inclusa.
Alimentazione elettrica 220-240V ON/ OFF integrata.
Necessaria cassaforma da ordinare separatamente.
Alimentatore dotato di spezzone di cavo di 400mm con connettore a vite M12 a tenuta stagna verso l'apparecchio e spezzone di cavo di 300mm per collegamento alla linea elettrica.
Versione dimmerabile a richiesta.

LED light source included.
Integrated electric power supply 220-240V ON/OFF.
Requires a junction box to be ordered separately.
The luminaire is equipped with a protruding, neoprene, 400 mm cable with an M12 watertight screw-on connector towards the luminaire, and with a 300 mm cable for the connection to the power line. Adjustable light intensity version available upon request.

2200K disponibile su richiesta.

2200K available on request.

Power Led: 7W - 2x233 lm ≠ OUTPUT 2x64 lm - 2700K/CRI 80 - 220÷240V / 7W - 2x250 lm ≠ OUTPUT 2x69 lm - 3000K/CRI 80 - 220÷240V / 7W - 2x266 lm ≠ OUTPUT 2x74 lm - 4000K/CRI 80 - 220÷240V

2700K

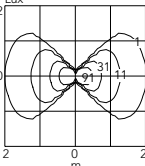
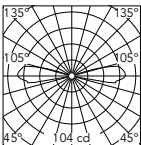
- FA53504901
- FA53504906
- FA53504912
- FA53504918
- FA53504930
- FA53504933

3000K

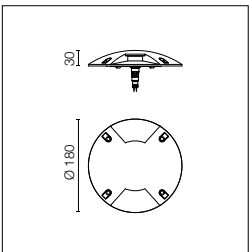

- FA53501501
- FA53501506
- FA53501512
- FA53501518
- FA53501530
- FA53501533






4000K





- FA53501401
- FA53501406
- FA53501412
- FA53501418
- FA53501430
- FA53501433








Gobi 180 Double Low Voltage









Sorgente a LED inclusa.
Alimentazione elettrica remota 24Vdc da ordinare separatamente. Necessaria cassaforma da ordinare separatamente. Dotato di spezzone di cavo 250mm con connettore a vite M12 a tenuta stagna. Accessori opzionali: cavo 5000mm e cavo splitter 300mm con connettori M12 per installazioni multiple.

LED source included.
24V dc remote electric power supply to be ordered separately. Requires a junction box to be ordered separately. The luminaire is equipped with protruding, 250 mm cable with an M12 watertight screw-on connector. Optional accessories: 5000 mm cable and 300 mm splitter cable with M12 connectors for multiple installations.

2200K disponibile su richiesta.

2200K available on request.

Power Led: 6,4W - 2x233 lm ≠ OUTPUT 2x64 lm - 2700K/CRI 80 - 24Vdc / 6,4W - 2x250 lm ≠ OUTPUT 2x69 lm - 3000K/CRI 80 - 24Vdc / 6,4W - 2x266 lm ≠ OUTPUT 2x74 lm - 4000K/CRI 80 - 24Vdc

2700K

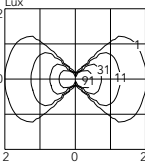
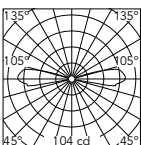
- FA53505001
- FA53505006
- FA53505012
- FA53505018
- FA53505030
- FA53505033

3000K

- FA53503301
- FA53503306
- FA53503312
- FA53503318
- FA53503330
- FA53503333

4000K

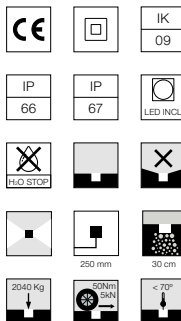
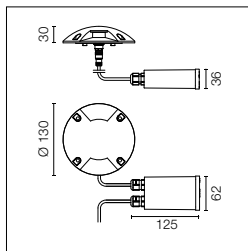
- FA53503201
- FA53503206
- FA53503212
- FA53503218
- FA53503230
- FA53503233



* Numero massimo di apparecchi per alimentatore / Maximum number of luminaires per power supply.

Numero massimo di apparecchi per alimentatore (Vin220÷240). Dati indicativi da verificare con le specifiche condizioni di installazione.	Maximum number of luminaires per power supply. (220÷240 V). These data must be checked taking into account the specific installation conditions.	Acc. RF25752	2
		Acc. RF25755	5
		Acc. RF25749	8

Gobi 130 Double



Sorgente a LED inclusa.
Alimentazione elettrica 220-240V ON/ OFF integrata.
Necessaria cassaforma da ordinare separatamente.
Alimentatore dotato di spezzone di cavo di 400mm con connettore a vite M12 a tenuta stagna verso l'apparecchio e spezzone di cavo di 300mm per collegamento alla linea elettrica.
Versione dimmerabile a richiesta.

LED light source included.
Integrated electric power supply 220-240V ON/OFF.
Requires a junction box to be ordered separately. The luminaire is equipped with a protruding, neoprene, 400 mm cable with an M12 watertight screw-on connector towards the luminaire, and with a 300 mm cable for the connection to the power line. Adjustable light intensity version available upon request.

2200K disponibile su richiesta.

2200K available on request.

Power Led: 5W - 2x129 lm ≠ OUTPUT 2x35 lm - 2700K/CRI 80 - 220÷240V / 5W - 2x139 lm ≠ OUTPUT 2x38 lm - 3000K/CRI 80 - 220÷240V / 5W - 2x148 lm ≠ OUTPUT 2x41 lm - 4000K/CRI 80 - 220÷240V

2700K

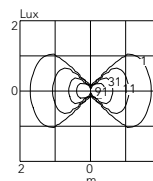
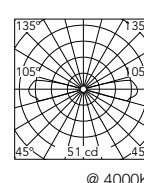
- FA53504301
- FA53504306
- FA53504312
- FA53504318
- FA53504330
- FA53504333

3000K

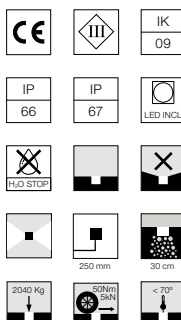
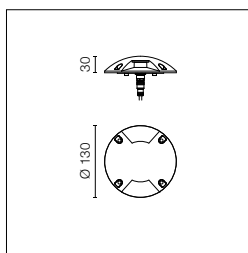
- FA53500601
- FA53500606
- FA53500612
- FA53500618
- FA53500630
- FA53500633

4000K

- FA53500501
- FA53500506
- FA53500512
- FA53500518
- FA53500530
- FA53500533



Gobi 130 Double Low Voltage



Sorgente a LED inclusa.
Alimentazione elettrica remota 24Vdc da ordinare separatamente. Necessaria cassaforma da ordinare separatamente. Dotato di spezzone di cavo 250mm con connettore a vite M12 a tenuta stagna. Accessori opzionali: cavo 5000mm e cavo splitter 300mm con connettori M12 per installazioni multiple.

LED source included. 24V dc remote electric power supply to be ordered separately. Requires a junction box to be ordered separately. The luminaire is equipped with protruding, 250 mm cable with an M12 watertight screw-on connector. Optional accessories: 5000 mm cable and 300 mm splitter cable with M12 connectors for multiple installations.

2200K disponibile su richiesta.

2200K available on request.

Power Led: 3,5W - 2x129 lm ≠ OUTPUT 2x35 lm - 2700K/CRI 80 - 24Vdc / 3,5W - 2x139 lm ≠ OUTPUT 2x38 lm - 3000K/CRI 80 - 24Vdc / 3,5W - 2x148 lm ≠ OUTPUT 2x41 lm - 4000K/CRI 80 - 24Vdc

2700K

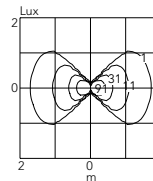
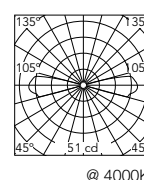
- FA53504401
- FA53504406
- FA53504412
- FA53504418
- FA53504430
- FA53504433

3000K

- FA53502401
- FA53502406
- FA53502412
- FA53502418
- FA53502430
- FA53502433

4000K

- FA53502301
- FA53502306
- FA53502312
- FA53502318
- FA53502330
- FA53502333

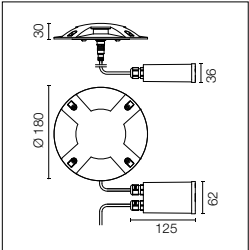























* Numero massimo di apparecchi per alimentatore / Maximum number of luminaires per power supply.

Numero massimo di apparecchi per alimentatore (Vin220÷240). Dati indicativi da verificare con le specifiche condizioni di installazione.

Maximum number of luminaires per power supply. (220÷240 V). These data must be checked taking into account the specific installation conditions.

Acc. RF25752 2
Acc. RF25755 10
Acc. RF25749 19





Sorgente a LED inclusa.
Alimentazione elettrica 220-240V ON/ OFF integrata.
Necessaria cassaforma da ordinare separatamente.
Alimentatore dotato di spezzone di cavo di 400mm con connettore a vite M12 a tenuta stagna verso l'apparecchio e spezzone di cavo di 300mm per collegamento alla linea elettrica.
Versione dimmerabile a richiesta.

LED light source included.
Integrated electric power supply 220-240V ON/OFF.
Requires a junction box to be ordered separately.
The luminaire is equipped with a protruding, neoprene, 400 mm cable with an M12 watertight screw-on connector towards the luminaire, and with a 300 mm cable for the connection to the power line. Adjustable light intensity version available upon request.

2200K disponibile su richiesta.

2200K available on request.

Power Led: 12W - 4x233 lm ≠ OUTPUT 4x64 lm - 2700K/CRI 80 - 220÷240V / 12W - 4x250 lm ≠ OUTPUT 4x69 lm - 3000K/CRI 80 - 220÷240V / 12W - 4x266 lm ≠ OUTPUT 4x74 lm - 4000K/CRI 80 - 220÷240V

2700K

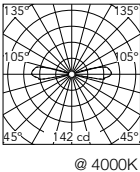
- FA53505101
- FA53505106
- FA53505112
- FA53505118
- FA53505130
- FA53505133

3000K

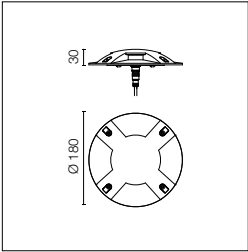

- FA53501801
- FA53501806
- FA53501812
- FA53501818
- FA53501830
- FA53501833





















4000K

- FA53501701
- FA53501706
- FA53501712
- FA53501718
- FA53501730
- FA53501733



Gobi 180 Multi Low Voltage





Sorgente a LED inclusa.
Alimentazione elettrica remota 24Vdc da ordinare separatamente. Necessaria cassaforma da ordinare separatamente. Dotato di spezzone di cavo 250mm con connettore a vite M12 a tenuta stagna. Accessori opzionali: cavo 5000mm e cavo splitter 300mm con connettori M12 per installazioni multiple.

LED source included.
24V dc remote electric power supply to be ordered separately. Requires a junction box to be ordered separately. The luminaire is equipped with protruding, 250 mm cable with an M12 watertight screw-on connector. Optional accessories: 5000 mm cable and 300 mm splitter cable with M12 connectors for multiple installations.

2200K disponibile su richiesta.

2200K available on request.

Power Led: 11,2W - 4x233 lm ≠ OUTPUT 4x64 lm - 2700K/CRI 80 - 24Vdc / 11,2W - 4x250 lm ≠ OUTPUT 4x69 lm - 3000K/CRI 80 - 24Vdc / 11,2W - 4x266 lm ≠ OUTPUT 4x74 lm - 4000K/CRI 80 - 24Vdc

2700K

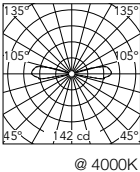
- FA53505201
- FA53505206
- FA53505212
- FA53505218
- FA53505230
- FA53505233

3000K

- FA53503601
- FA53503606
- FA53503612
- FA53503618
- FA53503630
- FA53503633

4000K

- FA53503501
- FA53503506
- FA53503512
- FA53503518
- FA53503530
- FA53503533

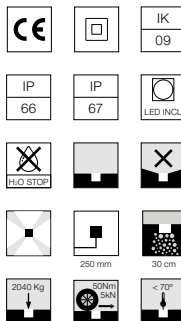
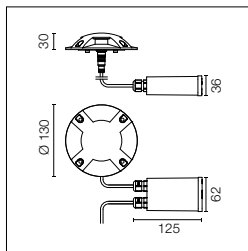


* Numero massimo di apparecchi per alimentatore / Maximum number of luminaires per power supply.

Numero massimo di apparecchi per alimentatore (Vin220÷240). Dati indicativi da verificare con le specifiche condizioni di installazione.	Maximum number of luminaires per power supply. (220÷240 V). These data must be checked taking into account the specific installation conditions.	Acc. RF25752	1
		Acc. RF25755	3
		Acc. RF25749	6

Gobi

502



Sorgente a LED inclusa.
Alimentazione elettrica 220-240V ON/ OFF integrata.
Necessaria cassaforma da ordinare separatamente.
Alimentatore dotato di spezzone di cavo di 400mm con connettore a vite M12 a tenuta stagna verso l'apparecchio e spezzone di cavo di 300mm per collegamento alla linea elettrica.
Versione dimmerabile a richiesta.

LED light source included.
Integrated electric power supply 220-240V ON/OFF.
Requires a junction box to be ordered separately.
The luminaire is equipped with a protruding, neoprene, 400 mm cable with an M12 watertight screw-on connector towards the luminaire, and with a 300 mm cable for the connection to the power line.
Adjustable light intensity version available upon request.

2200K disponibile su richiesta.

2200K available on request.

Power Led: 7W - 4x129 lm ≠ OUTPUT 4x35 lm - 2700K/CRI 80 - 220÷240V / 7W - 4x139 lm ≠ OUTPUT 4x38 lm - 3000K/CRI 80 - 220÷240V / 7W - 4x148 lm ≠ OUTPUT 4x41 lm - 4000K/CRI 80 - 220÷240V

2700K

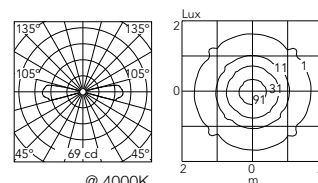
- FA53504501
- FA53504506
- FA53504512
- FA53504518
- FA53504530
- FA53504533

3000K

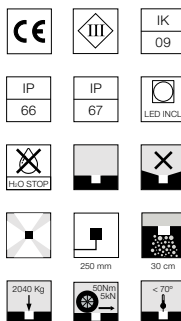
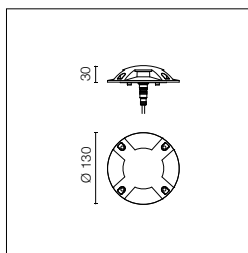
- FA53500901
- FA53500906
- FA53500912
- FA53500918
- FA53500930
- FA53500933

4000K

- FA53500801
- FA53500806
- FA53500812
- FA53500818
- FA53500830
- FA53500833



Gobi 130 Multi Low Voltage



Sorgente a LED inclusa.
Alimentazione elettrica remota 24Vdc da ordinare separatamente. Necessaria cassaforma da ordinare separatamente. Dotato di spezzone di cavo 250mm con connettore a vite M12 a tenuta stagna. Accessori opzionali: cavo 5000mm e cavo splitter 300mm con connettori M12 per installazioni multiple.

LED source included. 24V dc remote electric power supply to be ordered separately. Requires a junction box to be ordered separately. The luminaire is equipped with protruding, 250 mm cable with an M12 watertight screw-on connector. Optional accessories: 5000 mm cable and 300 mm splitter cable with M12 connectors for multiple installations.

2200K disponibile su richiesta.

2200K available on request.

Power Led: 5,8W - 4x129 lm ≠ OUTPUT 4x35 lm - 2700K/CRI 80 - 24Vdc / 5,8W - 4x139 lm ≠ OUTPUT 4x38 lm - 3000K/CRI 80 - 24Vdc / 5,8W - 4x148 lm ≠ OUTPUT 4x41 lm - 4000K/CRI 80 - 24Vdc

2700K

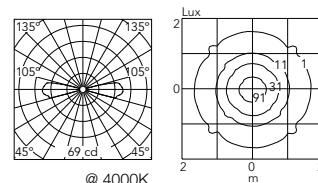
- FA53504601
- FA53504606
- FA53504612
- FA53504618
- FA53504630
- FA53504633

3000K

- FA53502701
- FA53502706
- FA53502712
- FA53502718
- FA53502730
- FA53502733

4000K

- FA53502601
- FA53502606
- FA53502612
- FA53502618
- FA53502630
- FA53502633


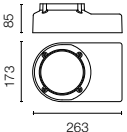

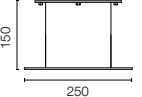

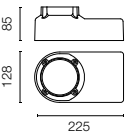

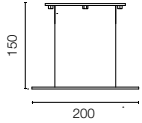


* Numero massimo di apparecchi per alimentatore / Maximum number of luminaires per power supply.

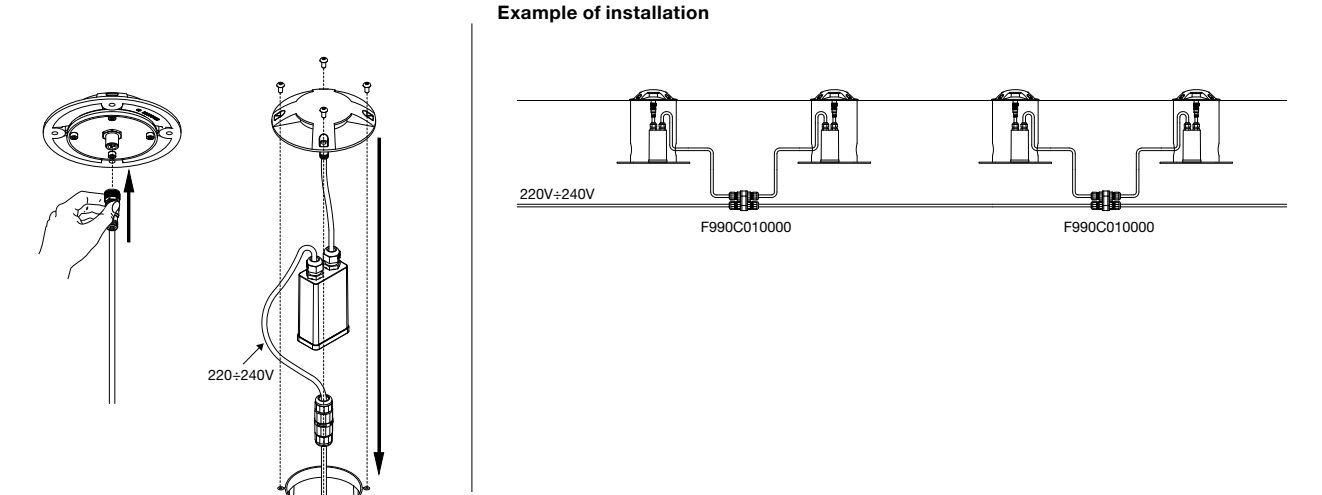
Numero massimo di apparecchi per alimentatore (Vin220÷240). Dati indicativi da verificare con le specifiche condizioni di installazione.

Maximum number of luminaires per power supply. (220÷240 V). These data must be checked taking into account the specific installation conditions.

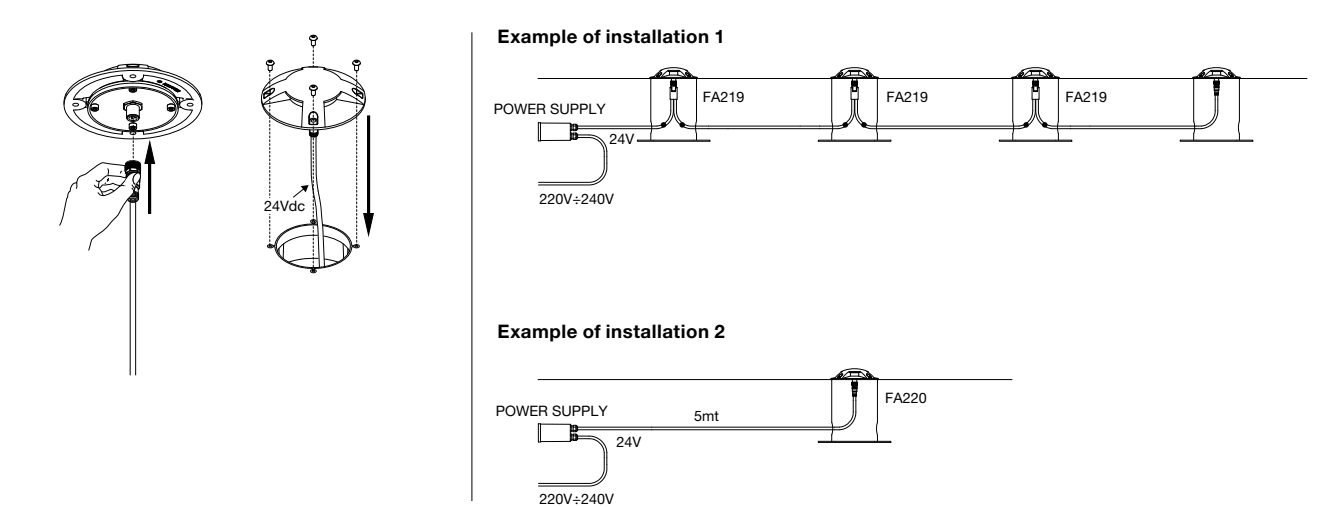
Acc. RF25752	1
Acc. RF25755	7
Acc. RF25749	12

Scatola per incasso.	Box for installation.	Gobi 180 FA194		
Base di fissaggio a terra ad alta resistenza	High resistance in-ground box for installation	Gobi 180 FA195		
Scatola per incasso.	Box for installation.	Gobi 130 FA192		
Base di fissaggio a terra ad alta resistenza	High resistance in-ground box for installation	Gobi 130 FA193		


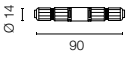

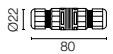

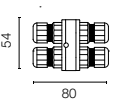

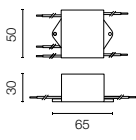
Gobi 130/180 220÷240V version - Wiring Installation




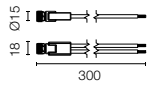

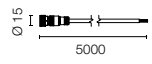

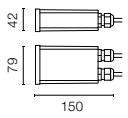

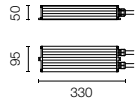

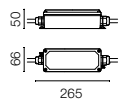
Gobi 130/180 24Vdc version - Wiring Installation



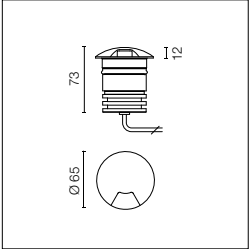

Gobi: Driver/ Drivers









Sistema di giunzione IP68 a 2 vie 2 poli. (Ø4÷6,9mm cavo).	2 way terminal block 2 poles IP68. (Ø4÷6,9mm cable).	F990C050000		
Non può essere alloggiato nella scatola per incasso.	It can't be placed in the recessed box for installation.			
Sistema di giunzione IP68 H2O Stop anti-condensa a 2 vie 4 poli.	2 way terminal block 4 poles IP68 H2O Stop.	F990C00A000		
Sistema di giunzione IP68 H2O Stop anti-condensa a 3/4 vie 4 poli. (Ø5,5÷12mm cavo).	3/4 way terminal block 4 poles IP68 H2O Stop. (ø5,5÷12mm cable).	F990C010000		
Dispositivo di protezione per il sovraccarico. 240 Vac. Corrente massima di scarica 10KA (8/29us). Massima corrente operativa 5A. Adatto per la connessione in serie. IP66.	Surge protection device. 275Vac. Maximum discharge current 10KA (8/20us). Maximum operating current 5A. Suitable for series connection. IP66.	F990E00A000		







Gobi Low Voltage: Driver/ Drivers







Connettore splitter m12.	Splitter m12 connector.	FA219		
Connettore singolo m12 L.5.000mm.	M12 single connector L.5.000mm.	FA220		
Alimentatore per installazione remota 24Vdc 20W / 220-240V IP67 Classe II selv.	Power supply for remote installation 24Vdc 20W / 220-240V IP67 Class II selv.	*RF25752		
Alimentatore per installazione remota 24Vdc 50W / 120-240V IP67 Classe II selv.	Power supply for remote installation 24Vdc 50W / 120-240V IP67 Class II selv.	*RF25755		
Alimentatore per installazione remota 24Vdc 70W / 220-240V IP67 Classe II selv.	Power supply for remote installation 24Vdc 70W / 220-240V IP67 Class II selv.	*RF25749		

Gobi 65 Mono









Sorgente a LED inclusa. Alimentazione elettrica remota 24V dc da ordinare separatamente. Necessaria cassaforma da ordinare separatamente. Dotato di spezzone di cavo uscente in neoprene 200 mm con sistema integrato di giunzione H2O STOP e kit con connettori crimp e guaina termorestringente adesiva per connessione a tenuta stagna. Versione dimmerabile a richiesta.

LED source included. 24V dc remote electric power supply to be ordered separately. Requires a junction box to be ordered separately. The luminaire is equipped with a protruding, 200 mm cable with an integrated H2O STOP connection system and a wiring kit with crimp connectors and adhesive heat-shrink tubing guaranteeing the water tightness of the connection. Adjustable light intensity version available upon request.

2200K disponibile su richiesta.

2200K available on request.

Power Led: 3,4W - 169 lm ≠ OUTPUT 15 lm - 2700K/CRI 80 - 24Vdc / 3,4W - 182 lm ≠ OUTPUT 16 lm - 3000K/CRI 80 - 24Vdc / 3,4W - 198 lm ≠ OUTPUT 18 lm - 4000K/CRI 80 - 24Vdc

2700K

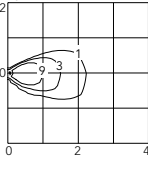
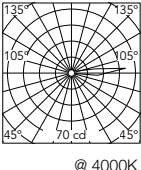
- FA51824201
- FA51824206
- FA51824212
- FA51824218
- FA51824230
- FA51824233
- FA51824256

3000K

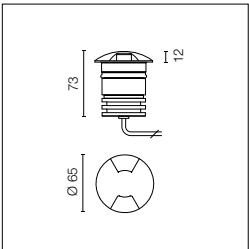

- FA51804301
- FA51804306
- FA51804312
- FA51804318
- FA51804330
- FA51804333
- FA51804356









4000K







- FA51804201
- FA51804206
- FA51804212
- FA51804218
- FA51804230
- FA51804233
- FA51804256









Gobi 65 Double









Sorgente a LED inclusa. Alimentazione elettrica remota 24V dc da ordinare separatamente. Necessaria cassaforma da ordinare separatamente. Dotato di spezzone di cavo uscente in neoprene 200 mm con sistema integrato di giunzione H2O STOP e kit con connettori crimp e guaina termorestringente adesiva per connessione a tenuta stagna. Versione dimmerabile a richiesta.

LED source included. 24V dc remote electric power supply to be ordered separately. Requires a junction box to be ordered separately. The luminaire is equipped with a protruding, 200 mm cable with an integrated H2O STOP connection system and a wiring kit with crimp connectors and adhesive heat-shrink tubing guaranteeing the water tightness of the connection. Adjustable light intensity version available upon request.

2200K disponibile su richiesta.

2200K available on request.

Power Led: 3,4W - 2x169 lm ≠ OUTPUT 2x15 lm - 2700K/CRI 80 - 24Vdc / 3,4W - 2x182 lm ≠ OUTPUT 2x16 lm - 3000K/CRI 80 - 24Vdc / 3,4W - 2x198 lm ≠ OUTPUT 2x18 lm - 4000K/CRI 80 - 24Vdc

2700K

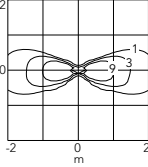
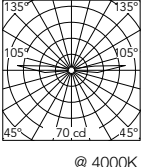
- FA51825201
- FA51825206
- FA51825212
- FA51825218
- FA51825230
- FA51825233
- FA51825256

3000K

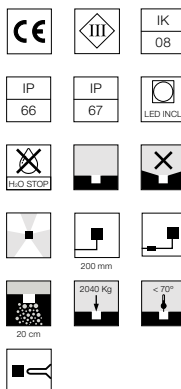
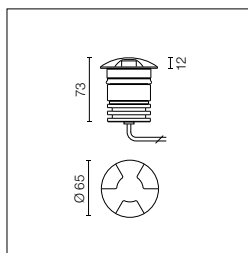
- FA51805301
- FA51805306
- FA51805312
- FA51805318
- FA51805330
- FA51805333
- FA51805356

4000K

- FA51805201
- FA51805206
- FA51805212
- FA51805218
- FA51805230
- FA51805233
- FA51805256



Gobi 65 Triple



Sorgente a LED inclusa.
Alimentazione elettrica remota 24V dc da ordinare separatamente. Necessaria cassaforma da ordinare separatamente. Dotato di spezzone di cavo uscente in neoprene 200 mm con sistema integrato di giunzione H2O STOP e kit con connettori crimp e guaina termorestringente adesiva per connessione a tenuta stagna. Versione dimmerabile a richiesta.

LED source included. 24V dc remote electric power supply to be ordered separately. Requires a junction box to be ordered separately. The luminaire is equipped with a protruding, 200 mm cable with an integrated H2O STOP connection system and a wiring kit with crimp connectors and adhesive heat-shrink tubing guaranteeing the water tightness of the connection. Adjustable light intensity version available upon request.

2200K disponibile su richiesta.

2200K available on request.

Power Led: 3,4W - 3x169 lm ≠ OUTPUT 3x15 lm - 2700K/CRI 80 - 24Vdc / 3,4W - 3x182 lm ≠ OUTPUT 3x16 lm - 3000K/CRI 80 - 24Vdc / 3,4W - 3x198 lm ≠ OUTPUT 3x18 lm - 4000K/CRI 80 - 24Vdc

2700K

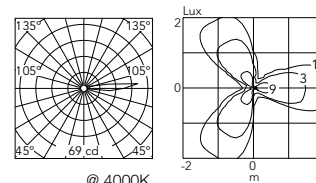
- FA51826201
- FA51826206
- FA51826212
- FA51826218
- FA51826230
- FA51826233
- FA51826256

3000K

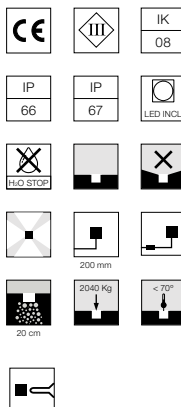
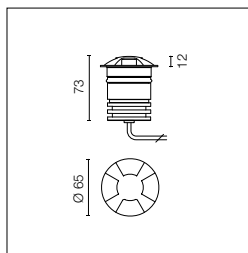
- FA51806301
- FA51806306
- FA51806312
- FA51806318
- FA51806330
- FA51806333
- FA51806356

4000K

- FA51806201
- FA51806206
- FA51806212
- FA51806218
- FA51806230
- FA51806233
- FA51806256



Gobi 65 Multi



Sorgente a LED inclusa.
Alimentazione elettrica remota 24V dc da ordinare separatamente. Necessaria cassaforma da ordinare separatamente. Dotato di spezzone di cavo uscente in neoprene 200 mm con sistema integrato di giunzione H2O STOP e kit con connettori crimp e guaina termorestringente adesiva per connessione a tenuta stagna. Versione dimmerabile a richiesta.

LED source included. 24V dc remote electric power supply to be ordered separately. Requires a junction box to be ordered separately. The luminaire is equipped with a protruding, 200 mm cable with an integrated H2O STOP connection system and a wiring kit with crimp connectors and adhesive heat-shrink tubing guaranteeing the water tightness of the connection. Adjustable light intensity version available upon request.

2200K disponibile su richiesta.

2200K available on request.

Power Led: 3,4W - 4x169 lm ≠ OUTPUT 4x15 lm - 2700K/CRI 80 - 24Vdc / 3,4W - 4x182 lm ≠ OUTPUT 4x16 lm - 3000K/CRI 80 - 24Vdc / 3,4W - 4x198 lm ≠ OUTPUT 4x18 lm - 4000K/CRI 80 - 24Vdc

2700K

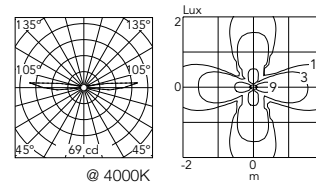
- FA51827201
- FA51827206
- FA51827212
- FA51827218
- FA51827230
- FA51827233
- FA51827256

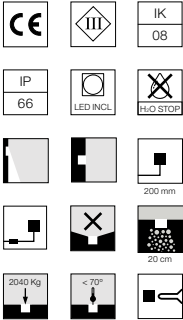
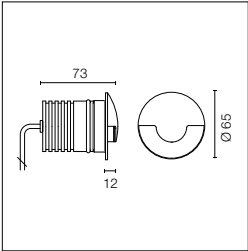
3000K

- FA51807301
- FA51807306
- FA51807312
- FA51807318
- FA51807330
- FA51807333
- FA51807356

4000K

- FA51807201
- FA51807206
- FA51807212
- FA51807218
- FA51807230
- FA51807233
- FA51807256





Sorgente a LED inclusa. Alimentazione elettrica remota 24V dc da ordinare separatamente. Necessaria cassaforma da ordinare separatamente. Dotato di spezzone di cavo uscente in neoprene 200 mm e kit con connettori crimp e guaina termorestringente adesiva per connessione a tenuta stagna. Versione dimmerabile a richiesta.

LED source included. 24V dc remote electric power supply to be ordered separately. Requires a junction box to be ordered separately. The luminaire is equipped with a protruding, 200 mm cable and a wiring kit with crimp connectors and adhesive heat-shrink tubing guaranteeing the water tightness of the connection. Adjustable light intensity version available upon request.

2200K disponibile su richiesta.

2200K available on request.

Power Led: 3,4W - 169 lm ≠ OUTPUT 47 lm - 2700K/CRI 80 - 24Vdc / 3,4W - 182 lm ≠ OUTPUT 50 lm - 3000K/CRI 80 - 24Vdc / 3,4W - 198 lm ≠ OUTPUT 54 lm - 4000K/CRI 80 - 24Vdc

2700K

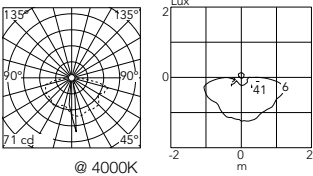
- FA51828201
- FA51828206
- FA51828212
- FA51828218
- FA51828230
- FA51828233
- FA51828256

3000K

- FA51808301
- FA51808306
- FA51808312
- FA51808318
- FA51808330
- FA51808333
- FA51808356

4000K

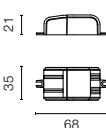

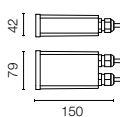
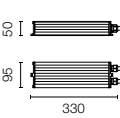

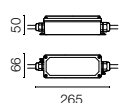
- FA51808201
- FA51808206
- FA51808212
- FA51808218
- FA51808230
- FA51808233
- FA51808256



Gobi 65: Accessori / Accessories

Scatola per incasso	Box for installation	F004Z0K0000		
Sistema di giunzione IP68 a 2 vie 2 poli. (Ø4÷6,9mm cavo).	2 way terminal block 2 poles IP68. (Ø4÷6,9mm cable).	F990C050000		
Non può essere alloggiato nella scatola per incasso.	It can't be placed in the recessed box for installation.			

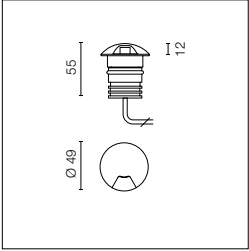

Gobi 65: Driver/ Drivers








Alimentatore doppia funzione Vout 24Vdc: 8W/100÷240V Iout 350ma: 6x1W/100÷240V IP20 Classe II Selv Eq.	Power supply dual function Vout 24Vdc: 8W/100÷240V Iout 350ma: 6x1W/100÷240V IP20 Class II Selv Eq.	*RF25754		
Alimentatore 24V 8W / 110-240V IP65 Classe II selv.	Power supply 24V 8W / 110-240V IP65 Class II selv.	*RF25748		
Alimentatore 24V 10W / 110-240V IP20 Classe II selv.	Power supply 24V 10W / 110-240V IP20 Class II selv.	*RF25747		
Alimentatore 24V 10W / 110-240V IP67 Classe II selv.	Power supply 24V 10W / 110-240V IP67 Class II selv.	*RF25757		
Alimentatore per installazione remota 24Vdc 20W / 220-240V IP67 Classe II selv.	Power supply for remote installation 24Vdc 20W / 220-240V IP67 Class II selv.	*RF25752		
Alimentatore per installazione remota 24Vdc 50W / 120-240V IP67 Classe II selv.	Power supply for remote installation 24Vdc 50W / 120-240V IP67 Class II selv.	*RF25755		
Alimentatore per installazione remota 24Vdc 70W / 220-240V IP67 Classe II selv.	Power supply for remote installation 24Vdc 70W / 220-240V IP67 Class II selv.	*RF25749		







* Numero massimo di apparecchi per alimentatore / Maximum number of luminaires per power supply.







Numero massimo di apparecchi per alimentatore (Vin220÷240). Dati indicativi da verificare con le specifiche condizioni di installazione.	Maximum number of luminaires per power supply. (220÷240 V). These data must be checked taking into account the specific installation conditions.	Acc. RF25754	1	Acc. RF25752	3
		Acc. RF25748	1	Acc. RF25755	9
		Acc. RF25747	2	Acc. RF25749	17
		Acc. RF25757	2		

Gobi 49 Mono









Sorgente a LED inclusa. Alimentazione elettrica remota 24V dc da ordinare separatamente. Necessaria cassaforma da ordinare separatamente. Dotato di spezzone di cavo uscente in neoprene 200 mm con sistema integrato di giunzione H2O STOP e kit con connettori crimp e guaina termorestringente adesiva per connessione a tenuta stagna. Versione dimmerabile a richiesta.

LED source included. 24V dc remote electric power supply to be ordered separately. Requires a junction box to be ordered separately. The luminaire is equipped with a protruding, 200 mm cable with an integrated H2O STOP connection system and a wiring kit with crimp connectors and adhesive heat-shrink tubing guaranteeing the water tightness of the connection. Adjustable light intensity version available upon request.

2200K disponibile su richiesta.

2200K available on request.

Power Led: 2,3W - 139 lm ≠ OUTPUT 10 lm - 2700K/CRI 80 -24Vdc / 2,3W - 149 lm ≠ OUTPUT 11 lm - 3000K/CRI 80 -24Vdc / 2,3W - 162 lm ≠ OUTPUT 12 lm - 4000K/CRI 80 -24Vdc

2700K

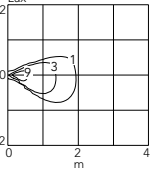
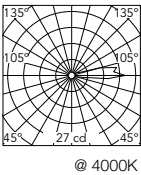
- FA51702501
- FA51702506
- FA51702512
- FA51702518
- FA51702530
- FA51702533
- FA51702556

3000K

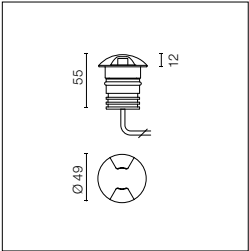

- FA51702301
- FA51702306
- FA51702312
- FA51702318
- FA51702330
- FA51702333
- FA51702356








4000K







- FA51702201
- FA51702206
- FA51702212
- FA51702218
- FA51702230
- FA51702233
- FA51702256









Gobi 49 Double









Sorgente a LED inclusa. Alimentazione elettrica remota 24V dc da ordinare separatamente. Necessaria cassaforma da ordinare separatamente. Dotato di spezzone di cavo uscente in neoprene 200 mm con sistema integrato di giunzione H2O STOP e kit con connettori crimp e guaina termorestringente adesiva per connessione a tenuta stagna. Versione dimmerabile a richiesta.

LED source included. 24V dc remote electric power supply to be ordered separately. Requires a junction box to be ordered separately. The luminaire is equipped with a protruding, 200 mm cable with an integrated H2O STOP connection system and a wiring kit with crimp connectors and adhesive heat-shrink tubing guaranteeing the water tightness of the connection. Adjustable light intensity version available upon request.

2200K disponibile su richiesta.

2200K available on request.

Power Led: 2,3W - 2x139 lm ≠ OUTPUT 2x10 lm - 2700K/CRI 80 -24Vdc / 2,3W - 2x149 lm ≠ OUTPUT 2x11 lm - 3000K/CRI 80 -24Vdc / 2,3W - 2x162 lm ≠ OUTPUT 2x12 lm - 4000K/CRI 80 -24Vdc

2700K

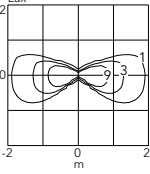
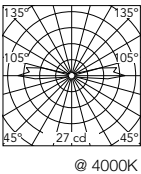
- FA51703501
- FA51703506
- FA51703512
- FA51703518
- FA51703530
- FA51703533
- FA51703556

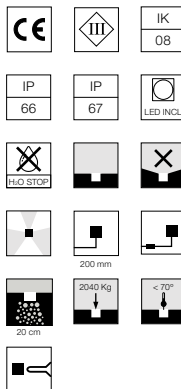
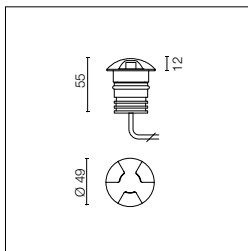
3000K

- FA51703301
- FA51703306
- FA51703312
- FA51703318
- FA51703330
- FA51703333
- FA51703356

4000K

- FA51703201
- FA51703206
- FA51703212
- FA51703218
- FA51703230
- FA51703233
- FA51703256





Sorgente a LED inclusa.
Alimentazione elettrica
remota 24V dc da ordinare
separatamente. Necessaria
cassaforma da ordinare
separatamente. Dotato di
spezzone di cavo uscente in
neoprene 200 mm con sistema
integrato di giunzione H2O STOP
e kit con connettori crimp e
guaina termorestringente adesiva
per connessione a tenuta stagna.
Versione dimmerabile a richiesta.

LED source included. 24V dc
remote electric power supply to
be ordered separately. Requires
a junction box to be ordered
separately. The luminaire is
equipped with a protruding, 200
mm cable with an integrated
H2O STOP connection system
and a wiring kit with crimp
connectors and adhesive
heat-shrink tubing guaranteeing
the water tightness of the
connection. Adjustable light
intensity version available upon
request.

2200K disponibile su richiesta.

2200K available on request.

Power Led: 2,3W - 3x139 lm ≠ OUTPUT 3x10 lm - 2700K/CRI 80 -24Vdc / 2,3W - 3x149 lm ≠ OUTPUT 3x11 lm - 3000K/CRI 80 -24Vdc / 2,3W - 3x162 lm ≠ OUTPUT 3x12 lm - 4000K/CRI 80 -24Vdc

2700K

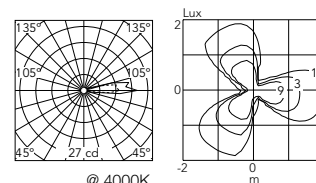
- FA51704501
- FA51704506
- FA51704512
- FA51704518
- FA51704530
- FA51704533
- FA51704556

3000K

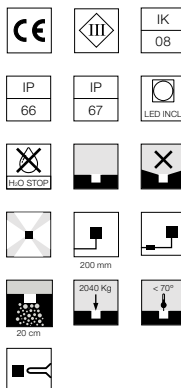
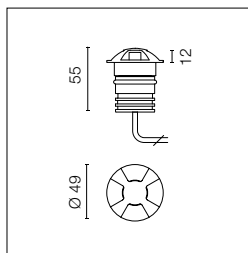
- FA51704301
- FA51704306
- FA51704312
- FA51704318
- FA51704330
- FA51704333
- FA51704356

4000K

- FA51704201
- FA51704206
- FA51704212
- FA51704218
- FA51704230
- FA51704233
- FA51704256



Gobi 49 Multi



Sorgente a LED inclusa.
Alimentazione elettrica
remota 24V dc da ordinare
separatamente. Necessaria
cassaforma da ordinare
separatamente. Dotato di
spezzone di cavo uscente in
neoprene 200 mm con sistema
integrato di giunzione H2O STOP
e kit con connettori crimp e
guaina termorestringente adesiva
per connessione a tenuta stagna.
Versione dimmerabile a richiesta.

LED source included. 24V dc
remote electric power supply to
be ordered separately. Requires
a junction box to be ordered
separately. The luminaire is
equipped with a protruding, 200
mm cable with an integrated
H2O STOP connection system
and a wiring kit with crimp
connectors and adhesive
heat-shrink tubing guaranteeing
the water tightness of the
connection. Adjustable light
intensity version available upon
request.

2200K disponibile su richiesta.

2200K available on request.

Power Led: 2,3W - 4x139 lm ≠ OUTPUT 4x10 lm - 2700K/CRI 80 -24Vdc / 2,3W - 4x149 lm ≠ OUTPUT 4x11 lm - 3000K/CRI 80 -24Vdc / 2,3W - 4x162 lm ≠ OUTPUT 4x12 lm - 4000K/CRI 80 -24Vdc

2700K

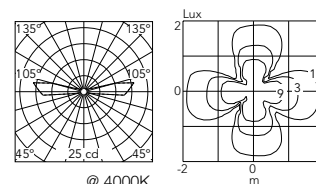
- FA51705501
- FA51705506
- FA51705512
- FA51705518
- FA51705530
- FA51705533
- FA51705556

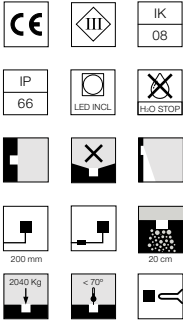
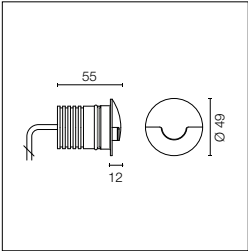
3000K

- FA51705301
- FA51705306
- FA51705312
- FA51705318
- FA51705330
- FA51705333
- FA51705356

4000K

- FA51705201
- FA51705206
- FA51705212
- FA51705218
- FA51705230
- FA51705233
- FA51705256





Sorgente a LED inclusa.
Alimentazione elettrica remota 24V dc da ordinare separatamente. Necessaria cassaforma da ordinare separatamente. Dotato di spezzone di cavo uscente in neoprene 200 mm e kit con connettori crimp e guaina termorestringente adesiva per connessione a tenuta stagna. Versione dimmerabile a richiesta.

LED source included. 24V dc remote electric power supply to be ordered separately. Requires a junction box to be ordered separately. The luminaire is equipped with a protruding, 200 mm cable and a wiring kit with crimp connectors and adhesive heat-shrink tubing guaranteeing the water tightness of the connection. Adjustable light intensity version available upon request.

2200K disponibile su richiesta.

2200K available on request.

Power Led: 2,3W - 139 lm ≠ OUTPUT 36 lm - 2700K/CRI 80 -24Vdc / 2,3W - 149 lm ≠ OUTPUT 39 lm - 3000K/CRI 80 -24Vdc / 2,3W - 162 lm ≠ OUTPUT 42 lm - 4000K/CRI 80 -24Vdc

2700K

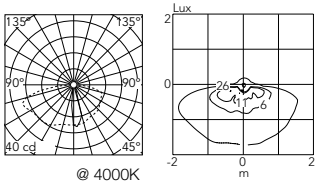
- FA51706501
- FA51706506
- FA51706512
- FA51706518
- FA51706530
- FA51706533
- FA51706556

3000K


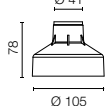

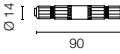
- FA51706301
- FA51706306
- FA51706312
- FA51706318
- FA51706330
- FA51706333
- FA51706356

4000K


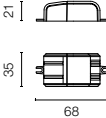

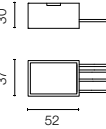

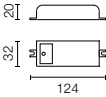

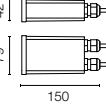

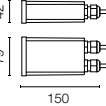

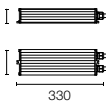

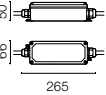
- FA51706201
- FA51706206
- FA51706212
- FA51706218
- FA51706230
- FA51706233
- FA51706256



Gobi 49: Accessori / Accessories

Scatola per incasso	Box for installation	F004Z0J0000		
Sistema di giunzione IP68 a 2 vie 2 poli. (Ø4÷6,9mm cavo).	2 way terminal block 2 poles IP68. (Ø4÷6,9mm cable).	F990C050000		
Non può essere alloggiato nella scatola per incasso.	It can't be placed in the recessed box for installation.			

Gobi 49: Driver/ Drivers

Alimentatore doppia funzione Vout 24Vdc: 8W/100÷240V Iout 350ma: 6x1W/100÷240V IP20 Classe II Selv Eq.	Power supply dual function Vout 24Vdc: 8W/100÷240V Iout 350ma: 6x1W/100÷240V IP20 Class II Selv Eq.	*RF25754		
Alimentatore 24V 8W / 110-240V IP65 Classe II selv.	Power supply 24V 8W / 110-240V IP65 Class II selv.	*RF25748		
Alimentatore 24V 10W / 110-240V IP20 Classe II selv.	Power supply 24V 10W / 110-240V IP20 Class II selv.	*RF25747		
Alimentatore 24V 10W / 110-240V IP67 Classe II selv.	Power supply 24V 10W / 110-240V IP67 Class II selv.	*RF25757		
Alimentatore per installazione remota 24Vdc 20W / 220-240V IP67 Classe II selv.	Power supply for remote installation 24Vdc 20W / 220-240V IP67 Class II selv.	*RF25752		
Alimentatore per installazione remota 24Vdc 50W / 120-240V IP67 Classe II selv.	Power supply for remote installation 24Vdc 50W / 120-240V IP67 Class II selv.	*RF25755		
Alimentatore per installazione remota 24Vdc 70W / 220-240V IP67 Classe II selv.	Power supply for remote installation 24Vdc 70W / 220-240V IP67 Class II selv.	*RF25749		

* Numero massimo di apparecchi per alimentatore / Maximum number of luminaires per power supply.

Numero massimo di apparecchi per alimentatore (Vin220÷240). Dati indicativi da verificare con le specifiche condizioni di installazione.

Maximum number of luminaires per power supply. (220÷240 V). These data must be checked taking into account the specific installation conditions.

Acc. RF25754
Acc. RF25748
Acc. RF25747
Acc. RF25757

1
1
4
4

Acc. RF25752
Acc. RF25755
Acc. RF25749

5
14
29

C-Me





C-Me



Famiglia / Family

C-Me Round 40



Power Led
up to 2,3W
up to 111 lm - 2700K/CRI 80
up to 121 lm - 3000K/CRI 80
up to 125 lm - 4000K/CRI 80
* Net lumen output
2200K available on request.

C-Me Round 70



Power Led
up to 5,9W
up to 359 lm - 2700K/CRI 80
up to 389 lm - 3000K/CRI 80
up to 404 lm - 4000K/CRI 80
* Net lumen output
2200K available on request.

RGB - Power Led
up to 3,4W
3CH x 350mA

C-Me Square 40



Power Led
up to 2,3W
up to 111 lm - 2700K/CRI 80
up to 121 lm - 3000K/CRI 80
up to 125 lm - 4000K/CRI 80
* Net lumen output
2200K available on request.

C-Me Square 70 / RGB



Power Led
up to 5,9W
up to 359 lm - 2700K/CRI 80
up to 389 lm - 3000K/CRI 80
up to 404 lm - 4000K/CRI 80
* Net lumen output
2200K available on request.

RGB - Power Led
up to 3,4W
3CH x 350mA

C-Me Opal Round 40



Mid - Power Led
up to 0,3W
up to 22 lm - 2700K/CRI 80
up to 23 lm - 3000K/CRI 80
up to 23 lm - 4000K/CRI 80
* Net lumen output

C-Me Opal Round 70 / RGB



Mid - Power Led
up to 0,8W
up to 80 lm - 2700K/CRI 80
up to 82 lm - 3000K/CRI 80
up to 83 lm - 4000K/CRI 80
* Net lumen output

RGB - Power Led
up to 3,4W
3CH x 350mA

C-Me Opal Square 40



Mid - Power Led
up to 0,3W
up to 22 lm - 2700K/CRI 80
up to 23 lm - 3000K/CRI 80
up to 23 lm - 4000K/CRI 80
* Net lumen output

C-Me Opal Square 70 / RGB



Mid - Power Led
up to 0,8W
up to 80 lm - 2700K/CRI 80
up to 82 lm - 3000K/CRI 80
up to 83 lm - 4000K/CRI 80
* Net lumen output

RGB - Power Led
up to 3,4W
3CH x 350mA

C-Me Square 100



Power Led
up to 7,5W
up to 575 lm - 2700K/CRI 80
up to 616 lm - 3000K/CRI 80
up to 636 lm - 4000K/CRI 80
* Net lumen output
2200K available on request.

C-Me Rectangle



Power Led
up to 15W
up to 1150 lm - 2700K/CRI 80
up to 1232 lm - 3000K/CRI 80
up to 1711 lm - 4000K/CRI 80
* Net lumen output
2200K available on request.

C-Me Line



Power Led
up to 11,8W
up to 862 lm - 2700K/CRI 80
up to 924 lm - 3000K/CRI 80
up to 955 lm - 4000K/CRI 80
* Net lumen output
2200K available on request.


C-Me Opal Square 100 / RGB



Mid - Power Led
up to 6,8W
up to 396 lm - 2700K/CRI 80
up to 426 lm - 3000K/CRI 80
up to 447 lm - 4000K/CRI 80
* Net lumen output

RGB Low - Power Led
up to 6W
3CH x 24Vdc


C-Me Opal Rectangle / RGB



Mid - Power Led
up to 15,8W
up to 939 lm - 2700K/CRI 80
up to 426 lm - 3000K/CRI 80
up to 1010 lm - 4000K/CRI 80
* Net lumen output

RGB Low - Power Led
up to 10,5W
3CH x 24Vdc

C-Me Opal Line / RGB



Mid - Power Led
up to 10,5W
up to 538 lm - 2700K/CRI 80
up to 578 lm - 3000K/CRI 80
up to 607 lm - 4000K/CRI 80
* Net lumen output

RGB Low - Power Led
up to 8W
3CH x 24Vdc

Famiglia di apparecchi di illuminazione ad incasso a terra calpestabili o a parete con sorgente luminosa a LED, caratterizzati dall'installazione a filo pavimento senza bordo di battuta ed assenza di viti a vista. Disponibili in versione quadrata e rotonda, in differenti tagli dimensionali e molteplici fasci di apertura. Disponibili versioni RGB per creazione di scenografie luminose colorate. L'installazione richiede una cassaforma da incasso da ordinare separatamente. È necessario garantire un livello adeguato di materiale drenante sotto la cassaforma o fornire un sistema di scarico per evitare il ristagno di acqua. Per garantire la tenuta del pressacavo è necessario utilizzare cavi elettrici flessibili idonei all'impiego in ambienti esterni.

C-Me

Apparecchi ad incasso a terra calpestabili o a parete, disponibili in due forme, tondo e quadrato, e due dimensioni per forma. Due fasci di apertura, spot e medium. Corpo dell'apparecchio in alluminio pressofuso lega EN AB 47100 (a basso contenuto di rame). Diffusore in vetro trasparente con bordo serigrafato nero, fissato attraverso un sistema di incollaggio robotizzato. Apparecchio in 24V dc, necessita di alimentatore remoto da ordinare separatamente.

C-Me Opal

Apparecchi ad incasso a terra calpestabili o a parete, disponibili in due forme, tondo e quadrato, e due dimensioni per forma. Fascio di apertura diffuso. Corpo dell'apparecchio in alluminio pressofuso lega EN AB 47100 (a basso contenuto di rame). Diffusore in vetro trasparente con bordo serigrafato bianco ed inserimento di inserto di materiale diffusivo al di sotto del vetro, fissato attraverso un sistema di incollaggio robotizzato. Apparecchio in 24V dc, necessita di alimentatore remoto da ordinare separatamente.

Family of ground recessed and walk-over, or wall recessed, luminaires with LED light source. The luminaires are characterized by an installation flush with the floor, with no visible screws. Available in square and round versions, of different dimensions and with different beam angles. Available in RGB version to create set designs using colored lights. The installation requires a recessed box to be ordered separately. To avoid water stagnation, it is necessary to insulate the lower part of the box with a layer of drainage material or other drainage system. In order to guarantee the preservation of the cable guide, it is recommended to use flexible electric cables specifically designed for outdoor use.

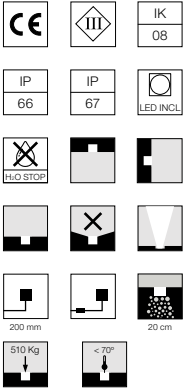
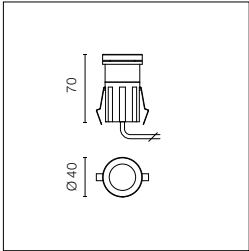
C-Me

Ground recessed and walk-over or wall recessed luminaire. Available in two formats (square and round) and two different dimensions for each format. Two beam angles: spot and medium. The structure and sink of the luminaire are made of EN AB-47100 die-cast aluminum (with low copper content). Transparent glass diffuser with black silkscreen border, fixed through a robotic gluing system.

C-Me Opal

Ground recessed and walk-over or wall recessed luminaire. Available in two versions (square and round) and two different dimensions for each version. Beam angle for a diffused light. The structure and sink of the luminaire are made of EN AB-47100 die-cast aluminum (with low copper content). Transparent glass diffuser with white silkscreen border. Material inserts for diffusion under the glass. The glass is fixed through a robotic gluing system. The 24V dc luminaire is powered by a remote power supply to be ordered separately.

C-Me Round 40



Sorgente a LED inclusa.
Alimentazione elettrica remota 24V dc da ordinare separatamente. Necessaria cassaforma da ordinare separatamente. Dotato di spezzone di cavo uscente in neoprene 200 mm e kit con connettori crimp e guaina termorestringente adesiva per connessione a tenuta stagna. Vetro trasparente extrachiaro. Versione dimmerabile a richiesta.

LED source included. 24V dc remote electric power supply to be ordered separately. Requires a junction box to be ordered separately. The luminaire is equipped with a protruding, neoprene, 200 mm cable and a wiring kit with crimp connectors and adhesive heat-shrink tubing guaranteeing the water tightness of the connection. Extra clear transparent glass. Adjustable light intensity version available upon request.

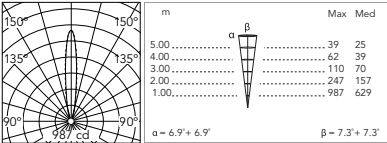
2200K disponibile su richiesta.

2200K available on request.

Optic Spot 10°

Power Led: 2,3W - 144 lm ≠ OUTPUT 111 lm - 2700K/CRI 80 -24Vdc / 2,3W - 155 lm ≠ OUTPUT 121 lm - 3000K/CRI 80 -24Vdc / 2,3W - 161 lm ≠ OUTPUT 125 lm - 4000K/CRI 80 -24Vdc

2700K	3000K	4000K
FA10018112	FA10017612	FA10017712

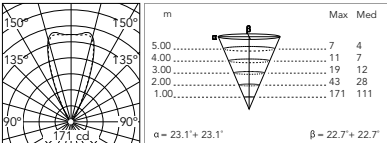


@ 3000K

Optic Medium 45°

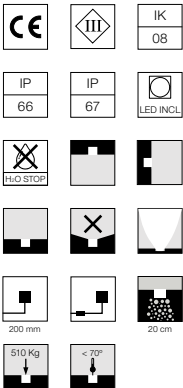
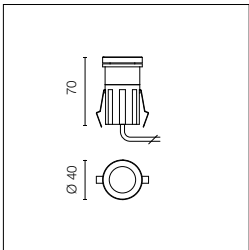
Power Led: 2,3W - 144 lm ≠ OUTPUT 102 lm - 2700K/CRI 80 -24Vdc / 2,3W - 155 lm ≠ OUTPUT 110 lm - 3000K/CRI 80 -24Vdc / 2,3W - 161 lm ≠ OUTPUT 114 lm - 4000K/CRI 80 -24Vdc

2700K	3000K	4000K
FA10018140	FA10017640	FA10017740



@ 3000K

C-Me Opal Round 40



Sorgente a LED inclusa.
Alimentazione elettrica remota 24V dc da ordinare separatamente. Necessaria cassaforma da ordinare separatamente. Dotato di spezzone di cavo uscente in neoprene 200 mm e kit con connettori crimp e guaina termorestringente adesiva per connessione a tenuta stagna. Vetro con diffusore opale. Dimmerabile.

LED source included. 24V dc remote electric power supply to be ordered separately. Requires a junction box to be ordered separately. The luminaire is equipped with a protruding, neoprene, 200 mm cable and a wiring kit with crimp connectors and adhesive heat-shrink tubing guaranteeing the water tightness of the connection. Glass with opal diffuser. Adjustable light intensity.

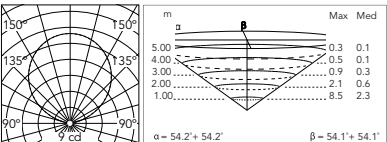
2200K disponibile su richiesta.

2200K available on request.

Diffused Light

Mid-Power Led: 0,3W - 42 lm ≠ OUTPUT 22 lm - 2700K/CRI 80 -24Vdc / 0,3W - 44 lm ≠ OUTPUT 23 lm - 3000K/CRI 80 -24Vdc / 0,3W - 45 lm ≠ OUTPUT 23 lm - 4000K/CRI 80 -24Vdc

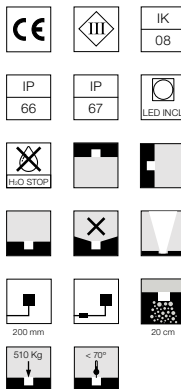
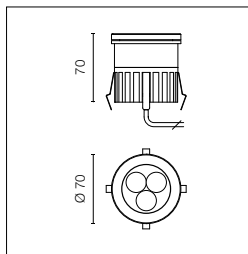
2700K	3000K	4000K
FA100181118	FA100176118	FA100177118



@ 3000K

* Numero massimo di apparecchi per alimentatore / Maximum number of luminaires per power supply.

Numero massimo di apparecchi per alimentatore (Vin220÷240). Dati indicativi da verificare con le specifiche condizioni di installazione.	Maximum number of luminaires per power supply. (220÷240 V). These data must be checked taking into account the specific installation conditions.	Acc. RF25754	1	Acc. RF25752	5	Acc. F990B21A000	30
		Acc. RF25748	1	Acc. RF25755	14	Acc. RF26387.A	30
		Acc. RF25747	4	Acc. RF25749	29		
		Acc. RF25757	4	Acc. RF25750	30		



Sorgente a LED inclusa.
Alimentazione elettrica
remota 24V dc da ordinare
separatamente. Necessaria
cassaforma da ordinare
separatamente. Dotato di
spezzone di cavo uscente in
neoprene 200 mm con sistema
integrato di giunzione H2O
STOP e kit con connettori crimp
e guaina termorestringente
adesiva per connessione a
tenuta stagna. Vetro trasparente
extrachiaro.
Versione dimmerabile a
richiesta.

LED source included. 24V dc
remote electric power supply
to be ordered separately.
Requires a junction box to
be ordered separately. The
luminaire is equipped with a
protruding, neoprene, 200 mm
cable with an integrated H2O
STOP connection system and a
wiring kit with crimp connectors
and adhesive heat-shrink
tubing guaranteeing the water
tightness of the connection.
Extra clear transparent glass.
Adjustable light intensity version
available upon request.

2200K disponibile su richiesta.

2200K available on request.

Optic Spot 10°

Power Led: 5,9W - 431 lm ≠ OUTPUT 359 lm - 2700K/CRI 80 - 24Vdc / 5,9W - 466 lm ≠ OUTPUT 389 lm - 3000K/CRI 80 - 24Vdc / 5,9W - 484 lm ≠ OUTPUT 404 lm - 4000K/CRI 80 - 24Vdc

2700K

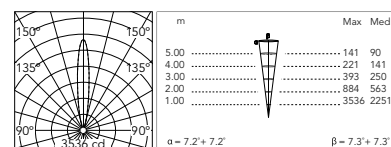
FA10018212

3000K

FA10017912

4000K

FA10018012



@ 3000K

Optic Medium 30°

Power Led: 5,9W - 431 lm ≠ OUTPUT 364 lm - 2700K/CRI 80 - 24Vdc / 5,9W - 466 lm ≠ OUTPUT 395 lm - 3000K/CRI 80 - 24Vdc / 5,9W - 484 lm ≠ OUTPUT 410 lm - 4000K/CRI 80 - 24Vdc

2700K

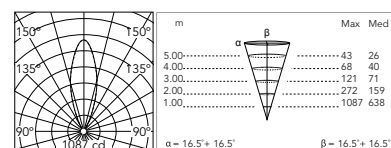
FA10018230

3000K

FA10017930

4000K

FA10018030



@ 3000K

Optic Flood 50°

Power Led: 5,9W - 431 lm ≠ OUTPUT 329 lm - 2700K/CRI 80 - 24Vdc / 5,9W - 466 lm ≠ OUTPUT 357 lm - 3000K/CRI 80 - 24Vdc / 5,9W - 484 lm ≠ OUTPUT 371 lm - 4000K/CRI 80 - 24Vdc

2700K

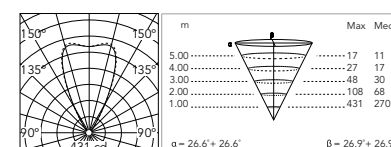
FA10018240

3000K

FA10017940

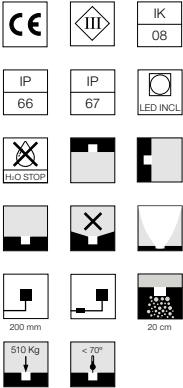
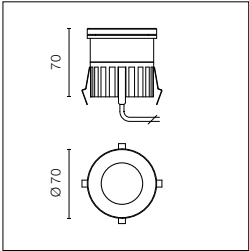
4000K

FA10018040



@ 3000K

C-Me Opal Round 70



Sorgente a LED inclusa. Alimentazione elettrica remota 24V dc da ordinare separatamente. Necessaria cassaforma da ordinare separatamente. Dotato di spezzone di cavo uscente in neoprene 200 mm con sistema integrato di giunzione H2O STOP e kit con connettori crimp e guaina termorestringente adesiva per connessione a tenuta stagna. Vetro con diffusore opale. Dimmerabile.

LED source included. 24V dc remote electric power supply to be ordered separately. Requires a junction box to be ordered separately. The luminaire is equipped with a protruding, neoprene, 200 mm cable with an integrated H2O STOP connection system and a wiring kit with crimp connectors and adhesive heat-shrink tubing guaranteeing the water tightness of the connection. Glass with opal diffuser. Adjustable light intensity.

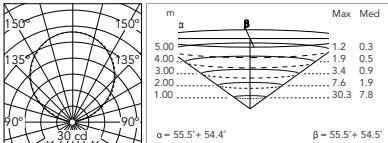
2200K disponibile su richiesta.

2200K available on request.

Diffused Light

Mid-Power Led: 0,8W - 127 lm ≠ OUTPUT 80 lm - 2700K/CRI 80 - 24Vdc / 0,8W - 131 lm ≠ OUTPUT 82 lm - 3000K/CRI 80 - 24Vdc / 0,8W - 136 lm ≠ OUTPUT 83 lm - 4000K/CRI 80 - 24Vdc

2700K	3000K	4000K
FA100182122	FA100179122	FA100180122



@ 3000K

* Numero massimo di apparecchi per alimentatore / Maximum number of luminaires per power supply.

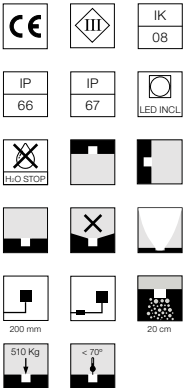
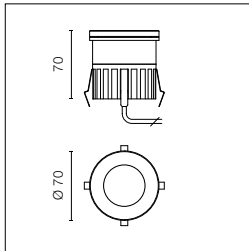
Numero massimo di apparecchi per alimentatore (Vin220÷240). Dati indicativi da verificare con le specifiche condizioni di installazione.

Maximum number of luminaires per power supply. (220÷240 V). These data must be checked taking into account the specific installation conditions.

Acc. RF25747	1
Acc. RF25757	1
Acc. RF25752	2
Acc. RF25755	6
Acc. RF25749	12

Acc. RF25750	10
Acc. F990B21A000	10
Acc. RF26387.A	10

C-Me Round 70 RGB



Sorgente a LED inclusa. Alimentazione elettrica remota con interfaccia DMX 3chx350mA da ordinare separatamente. Necessaria cassaforma da ordinare separatamente. Dotato di spezzone di cavo uscente in neoprene 200 mm e kit con connettori crimp e guaina termorestringente adesiva per connessione a tenuta stagna. Vetro trasparente extrachiario.

LED source included. Remote electric power supply with DMX 3chx350mA interface, to be ordered separately. Requires a junction box to be ordered separately. The luminaire is equipped with a protruding, neoprene, 200 mm cable and a wiring kit with crimp connectors and adhesive heat-shrink tubing guaranteeing the water tightness of the connection. Extra clear transparent glass.

Schema elettrico e installazione sistema RGB.

Wiring diagram and installation scheme RGB.

Massimo 10 apparecchi C-Me Round 70 LED RGB per ogni codice F990B22A000

Max 10 luminaires C-Me Round 70 LED RGB for each code F990B22A000.

Vedere Schema Elettrico n.5 Page 856.

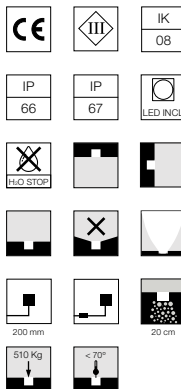
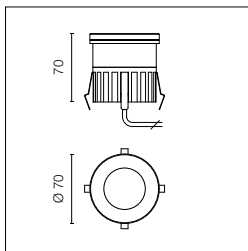
See Wiring Diagram n.5 Page 856.

RGB Power Led: 3,4W - 3CH x 350mA

Optic Spot 10°
FA10017412

Optic Medium 35°
FA10017440

Photometric data on request.



Sorgente a LED inclusa.
Alimentazione elettrica remota
con interfaccia DMX 3chx350mA
da ordinare separatamente.
Necessaria cassaforma da
ordinare separatamente. Dotato
di spezzone di cavo uscente
in neoprene 200 mm e kit con
connettori crimp e guaina
termorestringente adesiva per
connessione a tenuta stagna.
Vetro con diffusore opale.

LED source included. Remote electric power supply with DMX 3chx350mA interface, to be ordered separately. Requires a junction box to be ordered separately. The luminaire is equipped with a protruding, neoprene, 200 mm cable and a wiring kit with crimp connectors and adhesive heat-shrink tubing guaranteeing the water tightness of the connection. Glass with opal diffuser.

Schema elettrico e installazione sistema RGB.

Massimo 10 apparecchi C-Me
Opal Round 70 LED RGB per
ogni codice F990B22A000.

Vedere Schema Elettrico n.5
Page 856.

Wiring diagram and installation scheme RGB.

Max 10 luminaires C-Me Opal
Round 70 LED RGB for each
code F990B22A000.

See Wiring Diagram n.5
Page 856.

Diffused Light

RGB Power Led: 3,4W - 3CH x 350mA

RGB

FA100174122

Photometric data on request.

* Numero massimo di apparecchi per alimentatore / Maximum number of luminaires per power supply.

Numero massimo di apparecchi
per alimentatore (Vin220÷240).
Dati indicativi da verificare
con le specifiche condizioni di
installazione.

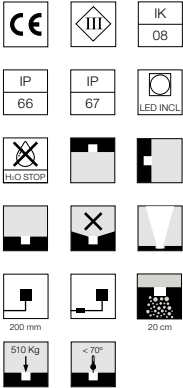
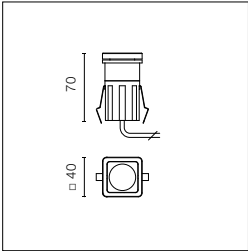
Maximum number of luminaires per power supply. (220÷240 V). These data must be checked taking into account the specific installation conditions.

Acc. F990B22A000 **10

****La tensione ai capi del sistema è in funzione del numero di apparecchi collegati in serie, attenersi alle norme CEI 64-8.**

**The voltage at the end of the system depends on the number of fixtures connected in series, please comply with CEI 64-8 standards.

C-Me Square 40



Sorgente a LED inclusa.
Alimentazione elettrica remota 24V dc da ordinare separatamente. Necessaria cassaforma da ordinare separatamente. Dotato di spezzone di cavo uscente in neoprene 200 mm e kit con connettori crimp e guaina termorestringente adesiva per connessione a tenuta stagna. Vetro trasparente extrachiaro. Versione dimmerabile a richiesta.

LED source included. 24V dc remote electric power supply to be ordered separately. Requires a junction box to be ordered separately. The luminaire is equipped with a protruding, neoprene, 200 mm cable and a wiring kit with crimp connectors and adhesive heat-shrink tubing guaranteeing the water tightness of the connection. . Extra clear transparent glass. Adjustable light intensity version available upon request.

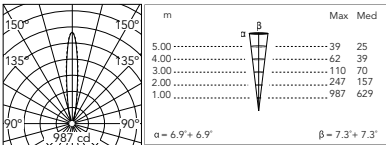
2200K disponibile su richiesta.

2200K available on request.

Optic Spot 10°

Power Led: 2,3W - 144 lm ≠ OUTPUT 111 lm - 2700K/CRI 80 -24Vdc / 2,3W - 155 lm ≠ OUTPUT 121 lm - 3000K/CRI 80 -24Vdc / 2,3W - 161 lm ≠ OUTPUT 125 lm - 4000K/CRI 80 -24Vdc

2700K	3000K	4000K
FA100181133	FA100176133	FA100177133

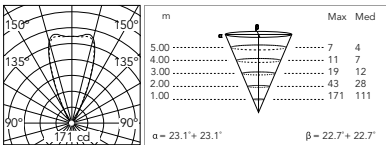


@ 3000K

Optic Medium 45°

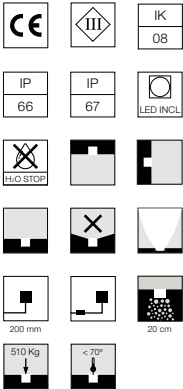
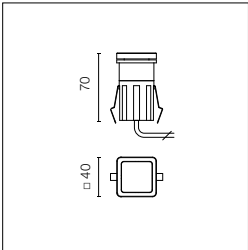
Power Led: 2,3W - 144 lm ≠ OUTPUT 102 lm - 2700K/CRI 80 -24Vdc / 2,3W - 155 lm ≠ OUTPUT 110 lm - 3000K/CRI 80 -24Vdc / 2,3W - 161 lm ≠ OUTPUT 114 lm - 4000K/CRI 80 -24Vdc

2700K	3000K	4000K
FA100181141	FA100176411	FA100177411



@ 3000K

C-Me Opal Square 40



Sorgente a LED inclusa.
Alimentazione elettrica remota 24V dc da ordinare separatamente. Necessaria cassaforma da ordinare separatamente. Dotato di spezzone di cavo uscente in neoprene 200 mm e kit con connettori crimp e guaina termorestringente adesiva per connessione a tenuta stagna. Vetro con diffusore opale. Dimmerabile.

LED source included. 24V dc remote electric power supply to be ordered separately. Requires a junction box to be ordered separately. The luminaire is equipped with a protruding, neoprene, 200 mm cable and a wiring kit with crimp connectors and adhesive heat-shrink tubing guaranteeing the water tightness of the connection. . Glass with opal diffuser. Adjustable light intensity.

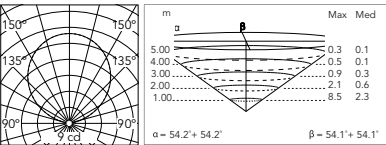
2200K disponibile su richiesta.

2200K available on request.

Diffused Light

Mid-Power Led: 0,3W - 42 lm ≠ OUTPUT 22 lm - 2700K/CRI 80 -24Vdc / 0,3W - 44 lm ≠ OUTPUT 23 lm - 3000K/CRI 80 -24Vdc / 0,3W - 45 lm ≠ OUTPUT 23 lm - 4000K/CRI 80 -24Vdc

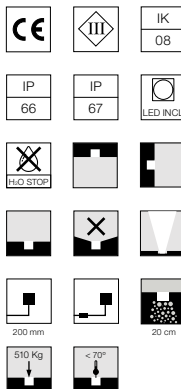
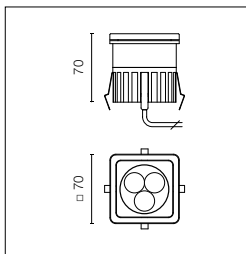
2700K	3000K	4000K
FA100181124	FA100176124	FA100177124



@ 3000K

* Numero massimo di apparecchi per alimentatore / Maximum number of luminaires per power supply.

Numero massimo di apparecchi per alimentatore (Vin220÷240). Dati indicativi da verificare con le specifiche condizioni di installazione.	Maximum number of luminaires per power supply. (220÷240 V). These data must be checked taking into account the specific installation conditions.	Acc. RF25754	1	Acc. RF25752	5	Acc. F990B21A000	30
		Acc. RF25748	1	Acc. RF25755	14	Acc. RF26387.A	30
		Acc. RF25747	4	Acc. RF25749	29		
		Acc. RF25757	4	Acc. RF25750	30		



Sorgente a LED inclusa.
Alimentazione elettrica remota 24V dc da ordinare separatamente. Necessaria cassaforma da ordinare separatamente. Dotato di spezzone di cavo uscente in neoprene 200 mm con sistema integrato di giunzione H2O STOP e kit con connettori crimp e guaina termorestringente adesiva per connessione a tenuta stagna. Vetro trasparente extrachiaro.
Versione dimmerabile a richiesta.

LED source included. 24V dc remote electric power supply to be ordered separately. Requires a junction box to be ordered separately. The luminaire is equipped with a protruding, neoprene, 200 mm cable with an integrated H2O STOP connection system and a wiring kit with crimp connectors and adhesive heat-shrink tubing guaranteeing the water tightness of the connection. Extra clear transparent glass. Adjustable light intensity version available upon request.

2200K disponibile su richiesta.

2200K available on request.

Optic Spot 10°

Power Led: 5,9W - 431 lm ≠ OUTPUT 359 lm - 2700K/CRI 80 - 24Vdc / 5,9W - 466 lm ≠ OUTPUT 389 lm - 3000K/CRI 80 - 24Vdc / 5,9W - 484 lm ≠ OUTPUT 404 lm - 4000K/CRI 80 - 24Vdc

2700K

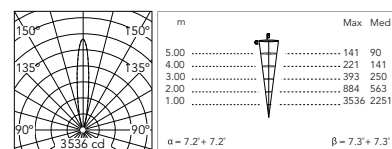
FA100182132

3000K

FA100179132

4000K

FA100180132



Optic Medium 30°

Power Led: 5,9W - 431 lm ≠ OUTPUT 364 lm - 2700K/CRI 80 - 24Vdc / 5,9W - 466 lm ≠ OUTPUT 395 lm - 3000K/CRI 80 - 24Vdc / 5,9W - 484 lm ≠ OUTPUT 410 lm - 4000K/CRI 80 - 24Vdc

2700K

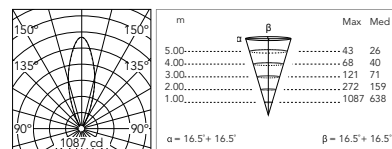
FA100182130

3000K

FA100179130

4000K

FA100180130



@ 3000K

Optic Flood 50°

Power Led: 5,9W - 431 lm ≠ OUTPUT 329 lm - 2700K/CRI 80 - 24Vdc / 5,9W - 466 lm ≠ OUTPUT 357 lm - 3000K/CRI 80 - 24Vdc / 5,9W - 484 lm ≠ OUTPUT 371 lm - 4000K/CRI 80 - 24Vdc

2700K

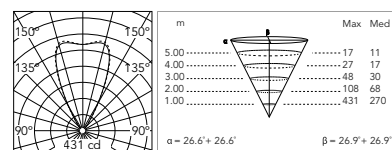
FA10018241

3000K

FA10017941


4000K

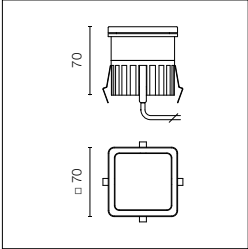
FA10018041














@ 3000K






C-Me Opal Square 70











Sorgente a LED inclusa. Alimentazione elettrica remota 24V dc da ordinare separatamente. Necessaria cassaforma da ordinare separatamente. Dotato di spezzone di cavo uscente in neoprene 200 mm con sistema integrato di giunzione H2O STOP e kit con connettori crimp e guaina termorestringente adesiva per connessione a tenuta stagna. Vetro con diffusore opale. Dimmerabile.

2200K disponibile su richiesta.

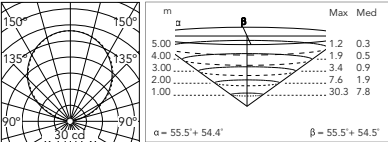
LED source included. 24V dc remote electric power supply to be ordered separately. Requires a junction box to be ordered separately. The luminaire is equipped with a protruding, neoprene, 200 mm cable with an integrated H2O STOP connection system and a wiring kit with crimp connectors and adhesive heat-shrink tubing guaranteeing the water tightness of the connection. Glass with opal diffuser. Adjustable light intensity.

2200K available on request.

Diffused Light

Mid-Power Led: 0,8W - 127 lm ≠ OUTPUT 80 lm - 2700K/CRI 80 - 24Vdc / 0,8W - 131 lm ≠ OUTPUT 82 lm - 3000K/CRI 80 - 24Vdc / 0,8W - 136 lm ≠ OUTPUT 83 lm - 4000K/CRI 80 - 24Vdc

2700K	3000K	4000K
FA100182125	FA100179125	FA100180125




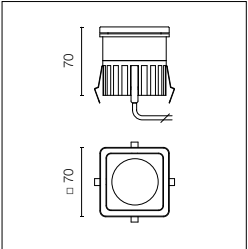
@ 3000K







* Numero massimo di apparecchi per alimentatore / Maximum number of luminaires per power supply.






Numero massimo di apparecchi per alimentatore (Vin220÷240). Dati indicativi da verificare con le specifiche condizioni di installazione.	Maximum number of luminaires per power supply. (220÷240 V). These data must be checked taking into account the specific installation conditions.	Acc. RF25747	1	Acc. RF25755	6	Acc. F990B21A000	10
		Acc. RF25757	1	Acc. RF25749	12	Acc. RF26387.A	10
		Acc. RF25752	2	Acc. RF25750	10		






C-Me Square 70 RGB











Sorgente a LED inclusa. Alimentazione elettrica remota con interfaccia DMX 3chx350mA da ordinare separatamente. Necessaria cassaforma da ordinare separatamente. Dotato di spezzone di cavo uscente in neoprene 200 mm e kit con connettori crimp e guaina termorestringente adesiva per connessione a tenuta stagna. Vetro trasparente extrachiaro.

Schema elettrico e installazione sistema RGB.

Massimo 10 apparecchi C-Me Square 70 LED RGB per ogni codice F990B22A000

Vedere Schema Elettrico n.5 Page 856.

LED source included. Remote electric power supply with DMX 3chx350mA interface, to be ordered separately. Requires a junction box to be ordered separately. The luminaire is equipped with a protruding, neoprene, 200 mm cable and a wiring kit with crimp connectors and adhesive heat-shrink tubing guaranteeing the water tightness of the connection. Extra clear transparent glass.

Wiring diagram and installation scheme RGB.

Max 10 luminaires C-Me Square 70 LED RGB for each code F990B22A000.

See Wiring Diagram n.5 Page 856.

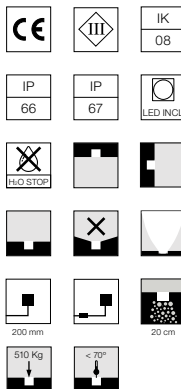
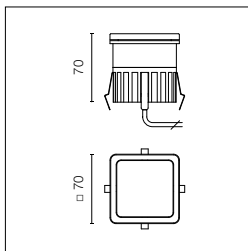
RGB Power Led: 3,4W - 3CH x 350mA

Optic Spot 10°
FA100174132

Optic Medium 35°
FA10017441

Photometric data on request.

C-Me Opal Square 70 RGB



Sorgente RGB a LED inclusa. Alimentazione elettrica remota con interfaccia DMX 3chx350mA da ordinare separatamente. Necessaria cassaforma da ordinare separatamente. Dotato di spezzone di cavo uscente in neoprene 200 mm e kit con connettori crimp e guaina termorestringente adesiva per connessione a tenuta stagna. Vetro con diffusore opale.

Schema elettrico e installazione sistema RGB.

Massimo 10 apparecchi C-Me Opal Square 70 LED RGB per ogni codice F990B22A000.

Vedere Schema Elettrico n.5 Page 856.

LED source included. Remote electric power supply with DMX 3chx350mA interface, to be ordered separately. Requires a junction box to be ordered separately. The luminaire is equipped with a protruding, neoprene, 200 mm cable and a wiring kit with crimp connectors and adhesive heat-shrink tubing guaranteeing the water tightness of the connection. Glass with opal diffuser.

Wiring diagram and installation scheme RGB.

Max 10 luminaires C-Me Opal Square 70 LED RGB for each code F990B22A000.

See Wiring Diagram n.5 Page 856.

Diffused Light

RGB Power Led: 3,4W - 3CH x 350mA

RGB

FA100174125

Photometric data on request.

* Numero massimo di apparecchi per alimentatore / Maximum number of luminaires per power supply.

Numero massimo di apparecchi per alimentatore (Vin220÷240). Dati indicativi da verificare con le specifiche condizioni di installazione.


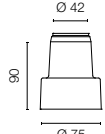

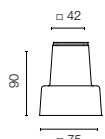

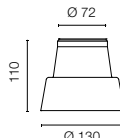

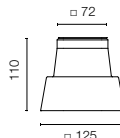

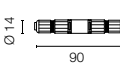
Maximum number of luminaires per power supply, (220÷240 V). These data must be checked taking into account the specific installation conditions.

Acc. F990B22A000 **10


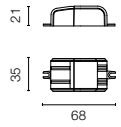

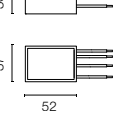

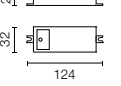

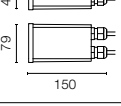

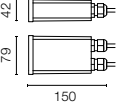

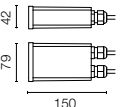

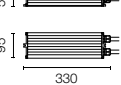

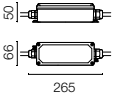


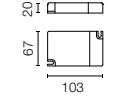


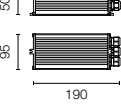


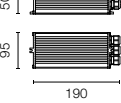
**La tensione ai capi del sistema è in funzione del numero di apparecchi collegati in serie, attenersi alle norme CEI 64-8.

**The voltage at the end of the system depends on the number of fixtures connected in series, please comply with CEI 64-8 standards.


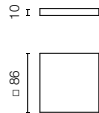

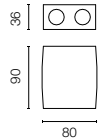

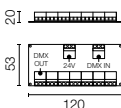

C-Me: Accessori / Accessories

Scatola per incasso.	Box for installation.	C-Me Ø40 FA98		
Scatola per incasso.	Box for installation.	C-Me 40x40 FA99		
Scatola per incasso.	Box for installation.	C-Me Ø70 FA101		
Scatola per incasso.	Box for installation.	C-Me 70x70 FA102		
Sistema di giunzione IP68 a 2 vie 2 poli. (Ø4÷6,9mm cavo).	2 way terminal block 2 poles IP68. (Ø4÷6,9mm cable).	F990C050000		
Non può essere alloggiato nella scatola per incasso.	It can't be placed in the recessed box for installation.			

C-Me: Driver / Drivers

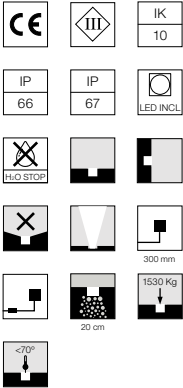
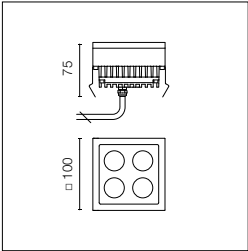
Alimentatore doppia funzione Vout 24Vdc: 8W/100÷240V Iout 350ma: 6x1W/100÷240V IP20 Classe II Selv Eq.	Power supply dual function Vout 24Vdc: 8W/100÷240V Iout 350ma: 6x1W/100÷240V IP20 Class II Selv Eq.	C-Me 40mm *RF25754		
Alimentatore 24V 8W / 110-240V IP65 Classe II selv.	Power supply 24V 8W / 110-240V IP65 Class II selv.	C-Me 40mm *RF25748		
Alimentatore 24V 10W / 110-240V IP20 Classe II selv.	Power supply 24V 10W /110-240V IP20 Class II selv.	*RF25747		
Alimentatore 24V 10W / 110-240V IP67 Classe II selv.	Power supply 24V 10W / 110-240V IP67 Class II selv.	*RF25757		
Alimentatore per installazione remota 24Vdc 20W / 220-240V IP67 Classe II selv.	Power supply for remote installation 24Vdc 20W / 220-240V IP67 Class II selv.	*RF25752		
Alimentatore 24Vdc 35W / 120-270V IP67 Classe II selv.	Power supply 24Vdc 35W / 120-270V IP67 Class II selv.	F990B23AZ00		
Alimentatore 24Vdc 50W / 120-240V IP67 Classe II selv.	Power supply 24Vdc 50W / 120-240V IP67 Class II selv.	*RF25755		
Alimentatore 24Vdc 70W / 220-240V IP67 Classe II selv.	Power supply 24Vdc 70W / 220-240V IP67 Class II selv.	*RF25749		
Alimentatore per installazione remota 24Vdc 17W / 110-240V (15W@110V) IP20 Classe II selv.	Power supply for remote installation 24Vdc 17W / 110-240V (15W@110V) IP20 Class II selv.	Diffused Light *RF25750  Dimmable Push-Dim Or 1-10V See Wiring Diagram n.4, Page 854		
Alimentatore 17W/110÷240V - 24Vdc (15W@110V) IP67 Classe II Selv.	Power supply 17W/110÷240V - 24Vdc (15W@110V) IP67 Class II Selv.	Diffused Light *F990B21A000  Dimmable Push-Dim Or 1-10V See Wiring Diagram n.4, Page 854		
Alimentatore per installazione remota 24Vdc 20W / 110-240Vdc (15W@110V) IP67 Classe II selv.	Power supply for remote installation 24Vdc 20W / 110-240Vdc (15W@110V) IP67 Class II selv.	Diffused Light *RF26387.A  Dimmable DALI See Wiring Diagram n.4, Page 854		

C-Me RGB: Accessori / Accessories

Controller DMX a parete per scatole ad incasso (60mm interasse fori).	DMX controller; dimmer switch for recessed box (60mm hole centres).	F990B10A000		
Controller DMX stand-alone/interfaccia pc.	DMX controller; stand-alone/pc interface.	F990B11A000		
DMX splitter 512 - dispositivo elettronico per rigenerare segnale dmx monodirezionale 1 Input e 7 output, 12-24Vdc. Alimentatore non incluso.	DMX splitter 512 - electronic device to regenerate the monodirectional DMX signal 1 Input and 7 output, 12-24Vdc. Power supply not included.	F990B13A000		
Cavo DMX schermato con impedenza costante 110 Ohm.	DMX cable - shielded twisted pair with 110 Ohm constant impedance.	F990B12A000		

C-Me RGB: Driver / Drivers

Alimentatore con interfaccia DMX per apparecchi RGB 36W/220÷240V-3CH x 350mA (3CH x 10 x 1W) predisposizione DMX IP67 Classe I Selv Eq.	Power supply with DMX interface for RGB fixtures 36W/220÷240v- 3CH x 350mA (3CH x 10 x 1W) DMX control allowed IP67 Class I Selv Eq.	*F990B22A000		
--	--	--------------	--	--



Sorgente a LED inclusa.
Alimentazione elettrica remota 24V dc da ordinare separatamente. Necessaria cassaforma da ordinare separatamente. Dotato di spezzone di cavo uscente in neoprene 300 mm e kit con connettori crimp e guaina termorestringente adesiva per connessione a tenuta stagna. Vetro trasparente extrachiario.

2200K disponibile su richiesta.

LED source included. 24V dc remote electric power supply to be ordered separately. Requires a junction box to be ordered separately. The luminaire is equipped with a protruding, neoprene, 300 mm cable and a wiring kit with crimp connectors and adhesive heat-shrink tubing guaranteeing the water tightness of the connection. Extra clear transparent glass.

2200K available on request.

Optic Spot 10°

Power Led: 7,5W - 773 lm ≠ OUTPUT 575 lm - 2700K/CRI 80 - 24Vdc / 7,5W - 828 lm ≠ OUTPUT 616 lm - 3000K/CRI 80 - 24Vdc / 7,5W - 856 lm ≠ OUTPUT 636 lm - 4000K/CRI 80 -24Vdc

2700K
FA524015

3000K
FA524013

4000K
FA524012

m	Max	Med
5.00	327	209
4.00	511	327
3.00	908	582
2.00	2044	1309
1.00	8176	5237

α = 5.6' ± 5.6' β = 5.4' ± 5.4'

@ 3000K

Optic Medium 40°

Power Led: 7,5W - 773 lm ≠ OUTPUT 529 lm - 2700K/CRI 80 - 24Vdc / 7,5W - 828 lm ≠ OUTPUT 567 lm - 3000K/CRI 80 - 24Vdc / 7,5W - 856 lm ≠ OUTPUT 586 lm - 4000K/CRI 80 -24Vdc

2700K
FA524025

3000K
FA524023

4000K
FA524022

m	Max	Med
5.00	44	28
4.00	69	43
3.00	123	77
2.00	278	173
1.00	1111	692

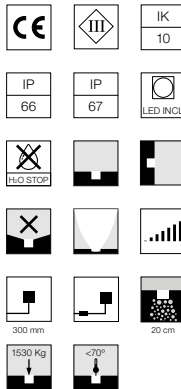
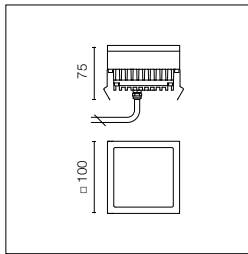
α = 18.4 ± 18.4' β = 18.5' ± 18.5'

@ 3000K

* Numero massimo di apparecchi per alimentatore / Maximum number of luminaires per power supply.

Numero massimo di apparecchi per alimentatore (Vin220÷240). Dati indicativi da verificare con le specifiche condizioni di installazione.	Maximum number of luminaires per power supply. (220÷240 V). These data must be checked taking into account the specific installation conditions.	Acc. RF25747	1
		Acc. RF25757	1
		Acc. RF25755	5
		Acc. RF25749	8

C-Me Opal Square 100



Sorgente a LED inclusa. Alimentazione elettrica remota 24V dc da ordinare separatamente. Necessaria cassaforma da ordinare separatamente. Dotato di spezzone di cavo uscente in neoprene 300 mm e kit con connettori crimp e guaina termorestringente adesiva per connessione a tenuta stagna. Vetro con diffusore opale. Dimmerabile.

LED source included. 24V dc remote electric power supply to be ordered separately. Requires a junction box to be ordered separately. The luminaire is equipped with a protruding, neoprene, 300 mm cable and a wiring kit with crimp connectors and adhesive heat-shrink tubing guaranteeing the water tightness of the connection. Glass with opal diffuser. Adjustable light intensity.

Diffused Light

Mid-Power Led: 6,8W - 720 lm \neq OUTPUT 396 lm - 2700K/CRI 80 - 24Vdc / 6,8W - 774 lm \neq OUTPUT 426 lm - 3000K/CRI 80 - 24Vdc / 6,8W - 813 lm \neq OUTPUT 447 lm - 4000K/CRI 80 - 24Vdc

2700K

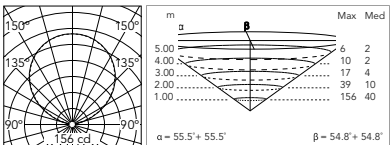
FA524005

3000K

FA524003

4000K

FA524002



@ 3000K

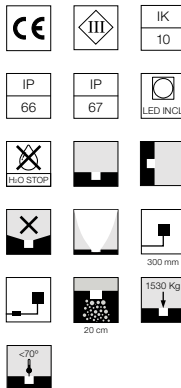
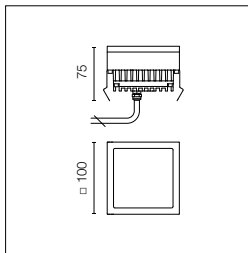
* Numero massimo di apparecchi per alimentatore / Maximum number of luminaires per power supply.

Numero massimo di apparecchi per alimentatore (Vin220÷240). Dati indicativi da verificare con le specifiche condizioni di installazione.

Maximum number of luminaires per power supply. (220÷240 V). These data must be checked taking into account the specific installation conditions.

Acc. RF25747	1	Acc. RF25752	2
Acc. RF25757	1	Acc. RF25755	6
Acc. RF25750	2	Acc. RF25749	9
Acc. F990B21A000	2	Acc. RF25756	13
Acc. RF26387.A	1		

C-Me Opal Square 100 RGB



Sorgente RGB a LED inclusa. Alimentazione elettrica remota con interfaccia DMX 3chx24Vdc da ordinare separatamente. Necessaria cassaforma da ordinare separatamente. Dotato di spezzone di cavo uscente in neoprene 300 mm e kit con connettori crimp e guaina termorestringente adesiva per connessione a tenuta stagna. Vetro con diffusore opale.

LED RGB light source included. Remote electric power supply with DMX 3chx24Vdc interface, to be ordered separately. Requires a junction box to be ordered separately. The luminaire is equipped with a protruding, neoprene, 300 mm cable and a wiring kit with crimp connectors and adhesive heat-shrink tubing guaranteeing the water tightness of the connection. Glass with opal diffuser.

Diffused Light

RGB Power Led: 6W - 3CH x 24Vdc

RGB

FA524004

Photometric data on request.

Schema elettrico e installazione sistema RGB.

Massimo 8 apparecchi C-Me Square 100 RGB per ogni codice FA148.

Vedere Schema Elettrico n.6 Page 856.

Wiring diagram and installation scheme RGB.

Max 8 luminaires C-Me Square 100 RGB for each code FA148.

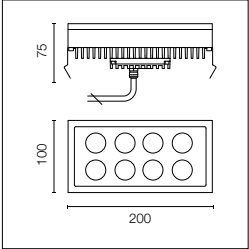

See Wiring Diagram n.6 Page 856.



























































































* Numero massimo di apparecchi per alimentatore / Maximum number of luminaires per power supply.

Numero massimo di apparecchi per alimentatore (Vin220÷240). Dati indicativi da verificare con le specifiche condizioni di installazione.

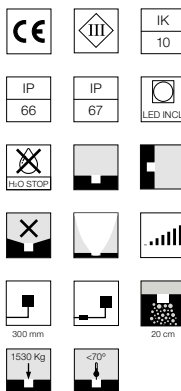
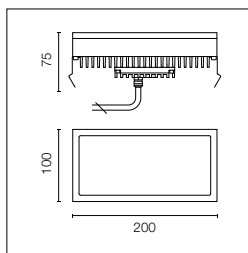
Maximum number of luminaires per power supply. (220÷240 V). These data must be checked taking into account the specific installation conditions.

Acc. FA148	8
------------	---





C-Me Opal Rectangle



Sorgente a LED inclusa.
Alimentazione elettrica remota 24V dc da ordinare separatamente. Necessaria cassaforma da ordinare separatamente. Dotato di spezzone di cavo uscente in neoprene 300 mm e kit con connettori crimp e guaina termorestringente adesiva per connessione a tenuta stagna. Vetro con diffusore opale. Dimmerabile.

LED source included. 24V dc remote electric power supply to be ordered separately. Requires a junction box to be ordered separately. The luminaire is equipped with a protruding, neoprene, 300 mm cable and a wiring kit with crimp connectors and adhesive heat-shrink tubing guaranteeing the water tightness of the connection. Glass with opal diffuser. Adjustable light intensity.

Diffused Light

Mid-Power Led: 15,8W - 1620 lm \neq OUTPUT 939 lm - 2700K/CRI 80 - 24Vdc / 15,8W - 1734 lm \neq OUTPUT 1009 lm - 3000K/CRI 80 - 24Vdc / 15,8W - 1742 lm \neq OUTPUT 1060 lm - 4000K/CRI 80 - 24Vdc

2700K

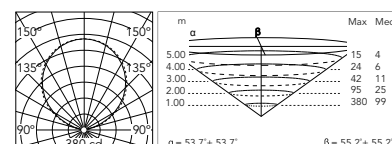
FA524505

3000K

FA524503

4000K

FA524502



@ 3000K

* Numero massimo di apparecchi per alimentatore / Maximum number of luminaires per power supply.

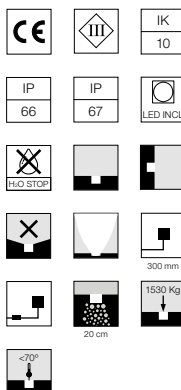
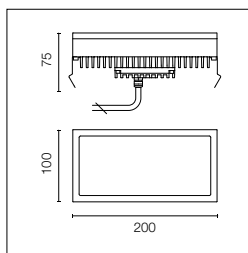
Numero massimo di apparecchi per alimentatore (Vin220÷240). Dati indicativi da verificare con le specifiche condizioni di installazione.

Maximum number of luminaires per power supply. (220÷240 V). These data must be checked taking into account the specific installation conditions.

Acc. RF25750	1
Acc. F990B21A000	1
Acc. RF26387.A	1
Acc. RF25752	1

Acc. RF25755	3
Acc. RF25749	4
Acc. RF25756	6

C-Me Opal Rectangle RGB



Sorgente RGB a LED inclusa. Alimentazione elettrica remota con interfaccia DMX 3chx24Vdc da ordinare separatamente. Necessaria cassaforma da ordinare separatamente. Dotato di spezzone di cavo uscente in neoprene 300 mm e kit con connettori crimp e guaina termorestringente adesiva per connessione a tenuta stagna. Vetro con diffusore opale.

LED RGB light source included. Remote electric power supply with DMX 3chx24Vdc interface, to be ordered separately. Requires a junction box to be ordered separately. The luminaire is equipped with a protruding, neoprene, 300 mm cable and a wiring kit with crimp connectors and adhesive heat-shrink tubing guaranteeing the water tightness of the connection. Glass with opal diffuser.

Diffused Light

RGB Power Led: 10,5W - 3CH x 24Vdc

RGB

FA524504

Photometric data on request.

Schema elettrico e installazione sistema RGB.

Massimo 4 apparecchi C-Me Rectangle 100 RGB per ogni codice FA148.

Vedere Schema Elettrico n.6 Page 856.

Wiring diagram and installation scheme RGB.

Max 4 luminaires C-Me Rectangle LED RGB for each code FA148.


See Wiring Diagram n.6 Page 856.

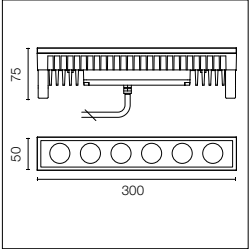
* Numero massimo di apparecchi per alimentatore / Maximum number of luminaires per power supply.







Numero massimo di apparecchi per alimentatore (Vin220÷240). Dati indicativi da verificare con le specifiche condizioni di installazione.






Maximum number of luminaires per power supply. (220÷240 V). These data must be checked taking into account the specific installation conditions.






Acc. FA148	4
------------	---











Sorgente a LED inclusa.
Alimentazione elettrica remota 24V dc da ordinare separatamente. Necessaria cassaforma da ordinare separatamente. Dotato di spezzone di cavo uscente in neoprene 300 mm e kit con connettori crimp e guaina termorestringente adesiva per connessione a tenuta stagna. Vetro trasparente extrachiaro.

2200K disponibile su richiesta.

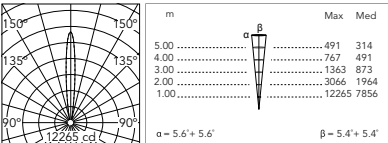
LED source included.
24V dc remote electric power supply to be ordered separately. Requires a junction box to be ordered separately. The luminaire is equipped with a protruding, neoprene, 300 mm cable and a wiring kit with crimp connectors and adhesive heat-shrink tubing guaranteeing the water tightness of the connection. Extra clear transparent glass.

2200K available on request.

Optic Spot 10°

Power Led: 11,8W - 1159 lm ≠ OUTPUT 862 lm - 2700K/CRI 80 - 24Vdc / 11,8W - 1242 lm ≠ OUTPUT 924 lm - 3000K/CRI 80 - 24Vdc / 11,8W - 1283 lm ≠ OUTPUT 955 lm - 4000K/CRI 80 - 24Vdc

2700K	3000K	4000K
FA524115	FA524113	FA524112

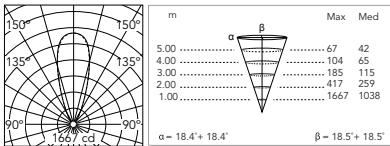


@ 3000K

Optic Medium 40°

Power Led: 11,8W - 1159 lm ≠ OUTPUT 794 lm - 2700K/CRI 80 - 24Vdc / 11,8W - 1242 lm ≠ OUTPUT 851 lm - 3000K/CRI 80 - 24Vdc / 11,8W - 1283 lm ≠ OUTPUT 879 lm - 4000K/CRI 80 - 24Vdc

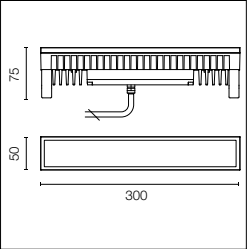

2700K	3000K	4000K
FA524125	FA524123	FA524122





















@ 3000K

* Numero massimo di apparecchi per alimentatore / Maximum number of luminaires per power supply.

Numero massimo di apparecchi per alimentatore (Vin220÷240). Dati indicativi da verificare con le specifiche condizioni di installazione.	Maximum number of luminaires per power supply. (220÷240 V). These data must be checked taking into account the specific installation conditions.	Acc. RF25752	1
		Acc. RF25755	3
		Acc. RF25749	6





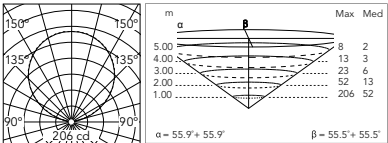
Sorgente a LED inclusa. Alimentazione elettrica remota 24V dc da ordinare separatamente. Necessaria cassaforma da ordinare separatamente. Dotato di spezzone di cavo uscente in neoprene 300 mm e kit con connettori crimp e guaina termorestringente adesiva per connessione a tenuta stagna. Vetro con diffusore opale. Dimmerabile.

LED source included. 24V dc remote electric power supply to be ordered separately. Requires a junction box to be ordered separately. The luminaire is equipped with a protruding, neoprene, 300 mm cable and a wiring kit with crimp connectors and adhesive heat-shrink tubing guaranteeing the water tightness of the connection. Glass with opal diffuser. Adjustable light intensity.

Diffused Light

Mid-Power Led: 10,5W - 1080 lm ≠ OUTPUT 538 lm - 2700K/CRI 80 - 24Vdc / 10,5W - 1161 lm ≠ OUTPUT 578 lm - 3000K/CRI 80 - 24Vdc / 10,5W - 1219 lm ≠ OUTPUT 607 lm - 4000K/CRI 80 - 24Vdc

2700K	3000K	4000K
FA524105	FA524103	FA524102

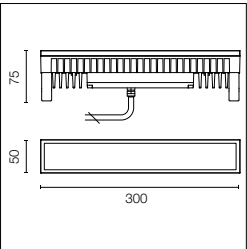





















@ 3000K

* Numero massimo di apparecchi per alimentatore / Maximum number of luminaires per power supply.

Numero massimo di apparecchi per alimentatore (Vin220÷240). Dati indicativi da verificare con le specifiche condizioni di installazione.	Maximum number of luminaires per power supply. (220÷240 V). These data must be checked taking into account the specific installation conditions.	Acc. RF25750	1	Acc. RF25755	4
		Acc. F990B21A000	1	Acc. RF25749	6
		Acc. RF26387.A	1	Acc. RF25756	9
		Acc. RF25752	1		

C-Me Opal Line RGB





Sorgente RGB a LED inclusa. Alimentazione elettrica remota con interfaccia DMX 3chx24Vdc da ordinare separatamente. Necessaria cassaforma da ordinare separatamente. Dotato di spezzone di cavo uscente in neoprene 300 mm e kit con connettori crimp e guaina termorestringente adesiva per connessione a tenuta stagna. Vetro con diffusore opale.

LED RGB light source included. Remote electric power supply with DMX 3chx24Vdc interface, to be ordered separately. Requires a junction box to be ordered separately. The luminaire is equipped with a protruding, neoprene, 300 mm cable and a wiring kit with crimp connectors and adhesive heat-shrink tubing guaranteeing the water tightness of the connection. Glass with opal diffuser.

Diffused Light

RGB Power Led: 8W - 3CH x 24Vdc

RGB
FA524104

Photometric data on request.

Schema elettrico e installazione sistema RGB.

Massimo 5 apparecchi C-Me Line RGB per ogni codice FA148.

Vedere Schema Elettrico n.6 Page 856.


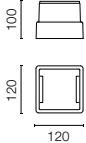

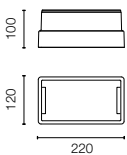

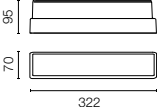





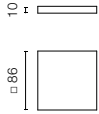

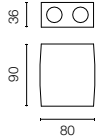

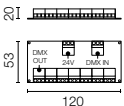

Wiring diagram and installation scheme RGB.

Max 5 luminaires C-Me Line RGB for each code FA148.


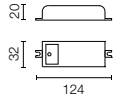

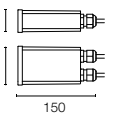

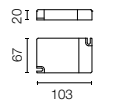

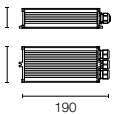

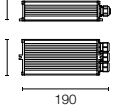

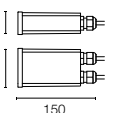

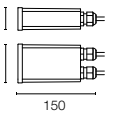

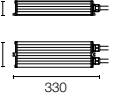

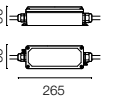

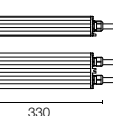

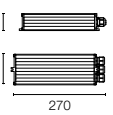
See Wiring Diagram n.6 Page 856.

* Numero massimo di apparecchi per alimentatore / Maximum number of luminaires per power supply.

Numero massimo di apparecchi per alimentatore (Vin220÷240). Dati indicativi da verificare con le specifiche condizioni di installazione.	Maximum number of luminaires per power supply. (220÷240 V). These data must be checked taking into account the specific installation conditions.	Acc. FA148	5

Scatola per incasso.	Box for installation.	C-Me Square 100 FA151		
Scatola per incasso.	Box for installation.	C-Me Rectangle FA152		
Scatola per incasso.	Box for installation.	C-Me Line FA183		
Ventosa per rimuovere l'apparecchio.	Suction cup to pull the luminaire.	FA153		
Sistema di giunzione IP68 a 2 vie 2 poli. (Ø4÷6,9mm cavo).	2 way terminal block 2 poles IP68. (Ø4÷6,9mm cable).	F990C050000		
Non può essere alloggiato nella scatola per incasso.	It can't be placed in the recessed box for installation.			
Controller DMX a parete per scatole ad incasso (60mm interasse fori).	DMX controller; dimmer switch for recessed box (60mm hole centres).	C-Me RGB F990B10A000		
Controller DMX stand-alone/interfaccia pc.	DMX controller; stand-alone/pc interface.	C-Me RGB F990B11A000		
DMX splitter 512 - dispositivo elettronico per rigenerare segnale dmx monodirezionale 1 Input e 7 output, 12-24Vdc. Alimentatore non incluso.	DMX splitter 512 - electronic device to regenerate the monodirectional DMX signal 1 Input and 7 output, 12-24Vdc. Power supply not included.	C-Me RGB F990B13A000		
Cavo DMX schermato con impedenza costante 110 Ohm.	DMX cable - shielded twisted pair with 110 Ohm constant impedance.	C-Me RGB F990B12A000		

C-Me Square 100 / Rectangle / Line: Driver / Drivers

Alimentatore 24V 10W / 110-240V IP20 Classe II selv.	Power supply 24V 10W / 110-240V IP20 Class II selv.	*RF25747		
Alimentatore 24V 10W / 110-240V IP67 Classe II selv.	Power supply 24V 10W / 110-240V IP67 Class II selv.	*RF25757		
Alimentatore per installazione remota 24Vdc 17W / 110-240V (15W@110V) IP20 Classe II selv.	Power supply for remote installation 24Vdc 17W / 110-240V (15W@110V) IP20 Class II selv.	C-Me Square 100 Diffused Light *RF25750		
Alimentatore 17W/110÷240V - 24Vdc (15W@110V) IP67 Classe II Selv.	Power supply 17W/110÷240V - 24Vdc (15W@110V) IP67 Class II Selv.	C-Me Square 100 Diffused Light *F990B21A000		
Alimentatore per installazione remota 24Vdc 20W / 110-240Vdc (15W@110V) IP67 Classe II selv.	Power supply for remote installation 24Vdc 20W / 110-240Vdc (15W@110V) IP67 Class II selv.	C-Me Square 100 Diffused Light *RF26387.A		
Alimentatore per installazione remota 24Vdc 20W / 220-240V IP67 Classe II selv.	Power supply for remote installation 24Vdc 20W / 220-240V IP67 Class II selv.	C-Me Square 100 Diffused Light *RF25752		
Alimentatore 24Vdc 35W / 120-270V IP67 Classe II selv.	Power supply 24Vdc 35W / 120-270V IP67 Class II selv.	F990B23AZ00		
Alimentatore per installazione remota 24Vdc 50W / 120-240V IP67 Classe II selv.	Power supply for remote installation 24Vdc 50W / 120-240V IP67 Class II selv.	*RF25755		
Alimentatore per installazione remota 24Vdc 70W / 220-240V IP67 Classe II selv.	Power supply for remote installation 24Vdc 70W / 220-240V IP67 Class II selv.	*RF25749		
Alimentatore per installazione remota 24Vdc 96W / 120-240V IP67 Classe II selv.	Power supply for remote installation 24Vdc 96W / 120-240V IP67 Class II selv.	*RF25756		
Alimentatore con interfaccia DMX. Per apparecchi RGB 55W/220÷230V-3CHx24Vdc (3CHx18W) predisposizione DMX IP67 Classe I Selv Eq.	Power supply with DMX interface for RGB fixtures 55W/220÷230V-3CHx24Vdc (3CHx18W) DMX controller allowed IP67 Class I Selv Eq.	C-Me RGB *FA148		


Ingraze

Designed by Flos Outdoor











VERSATILITÀ

La gamma di prodotti viene proposta in diverse configurazioni, con bordo e tuttovetro, con ottiche fisse oppure orientabili. Un sistema di molle brevettato garantisce la massima pulizia estetica.

VERSATILITY

The range of products is offered in various frame and frameless configurations, with fixed or adjustable lenses. A patented system of springs guarantees the cleanest look.




COMFORT VISIVO

L'innovativo sistema di ottiche arretrate offre un comfort visivo ottimale in qualsiasi contesto; particolari accessori frangiluce longitudinali e asimmetrici pre-installati consentono di evitare l'abbagliamento anche in situazioni più critiche.

VISUAL COMFORT

The innovative rear lens system offers optimal visual comfort in any situation; special asymmetrical or lengthwise diffuser accessories pre-installed allow to reduce the beam of light and to prevent glare in more critical situations too.



ANTIFURTO

Il sistema di fissaggio antifurto studiato appositamente per evitare manomissioni e vandalismi rende Ingaze adatto anche ad installazioni in ambito pubblico.

ANTI-THEFT

An anti-theft fastening system specifically designed to prevent tampering and vandalism makes Ingaze suitable for public installations too.



FLESSIBILITÀ

Ingraze estende la gamma di proiettori lineari con un evoluto programma di incassi a terra, ideali ad ogni tipo di progetto grazie alle molteplici possibilità di installazione.

FLEXIBILITY

Ingraze extends the range of linear spotlights with an advanced programme of recessed floor fittings, suitable for any type of project thanks to the many installation options.



FILA CONTINUA

La flessibilità installativa in ogni ambito è garantita dalle diverse configurazioni, sia singole che in fila continua, mantenendo l'omogeneità del fascio luminoso.

CONTINUOUS LINE

Flexible installation in all areas is guaranteed by the various configurations, both single and in a continuous line, while keeping a consistent beam of light.



Famiglia / Family

Ingraze Fixed L 400

Frame / Linear Louvre / Asymmetric Louvre



Power Led
12,5W
Up to 958 lm - 2200K/CRI 80
Up to 993 lm - 2700K/CRI 80
Up to 1064 lm - 3000K/CRI 80
Up to 1100 lm - 4000K/CRI 80

Frameless / Linear Louvre / Asymmetric Louvre



Power Led
12,5W
Up to 958 lm - 2200K/CRI 80
Up to 993 lm - 2700K/CRI 80
Up to 1064 lm - 3000K/CRI 80
Up to 1100 lm - 4000K/CRI 80

Ingraze Fixed L 600

Frame / Linear Louvre / Asymmetric Louvre



Power Led
17W
Up to 1368 lm - 2200K/CRI 80
Up to 1419 lm - 2700K/CRI 80
Up to 1520 lm - 3000K/CRI 80
Up to 1571 lm - 4000K/CRI 80

Frameless / Linear Louvre / Asymmetric Louvre



Power Led
17W
Up to 1368 lm - 2200K/CRI 80
Up to 1419 lm - 2700K/CRI 80
Up to 1520 lm - 3000K/CRI 80
Up to 1571 lm - 4000K/CRI 80

Ingraze Fixed L 900

Frame / Linear Louvre / Asymmetric Louvre



Power Led
26W
Up to 2052 lm - 2200K/CRI 80
Up to 2128 lm - 2700K/CRI 80
Up to 2280 lm - 3000K/CRI 80
Up to 2356 lm - 4000K/CRI 80

Frameless / Linear Louvre / Asymmetric Louvre



Power Led
26W
Up to 2052 lm - 2200K/CRI 80
Up to 2128 lm - 2700K/CRI 80
Up to 2280 lm - 3000K/CRI 80
Up to 2356 lm - 4000K/CRI 80

Ingraze Fixed L 1200

Frame / Linear Louvre / Asymmetric Louvre



Power Led
33,5W
Up to 2736 lm - 2200K/CRI 80
Up to 2837 lm - 2700K/CRI 80
Up to 3040 lm - 3000K/CRI 80
Up to 3141 lm - 4000K/CRI 80

Frameless / Linear Louvre / Asymmetric Louvre



Power Led
33,5W
Up to 2736 lm - 2200K/CRI 80
Up to 2837 lm - 2700K/CRI 80
Up to 3040 lm - 3000K/CRI 80
Up to 3141 lm - 4000K/CRI 80

Ingraze Adjustable L 400

Frame / Linear Louvre / Asymmetric Louvre



Power Led

12,5W

Up to 958 lm - 2200K/CRI 80
Up to 993 lm - 2700K/CRI 80
Up to 1064 lm - 3000K/CRI 80
Up to 1100 lm - 4000K/CRI 80

Frameless / Linear Louvre / Asymmetric Louvre



Power Led

12,5W

Up to 958 lm - 2200K/CRI 80
Up to 993 lm - 2700K/CRI 80
Up to 1064 lm - 3000K/CRI 80
Up to 1100 lm - 4000K/CRI 80

Ingraze Adjustable L 600

Frame / Linear Louvre / Asymmetric Louvre



Power Led

17W

Up to 1368 lm - 2200K/CRI 80
Up to 1419 lm - 2700K/CRI 80
Up to 1520 lm - 3000K/CRI 80
Up to 1571 lm - 4000K/CRI 80

Frameless / Linear Louvre / Asymmetric Louvre



Power Led

17W

Up to 1368 lm - 2200K/CRI 80
Up to 1419 lm - 2700K/CRI 80
Up to 1520 lm - 3000K/CRI 80
Up to 1571 lm - 4000K/CRI 80

Ingraze Adjustable L 900

Frame / Linear Louvre / Asymmetric Louvre



Power Led

26W

Up to 2052 lm - 2200K/CRI 80
Up to 2128 lm - 2700K/CRI 80
Up to 2280 lm - 3000K/CRI 80
Up to 2356 lm - 4000K/CRI 80

Frameless / Linear Louvre / Asymmetric Louvre



Power Led

26W

Up to 2052 lm - 2200K/CRI 80
Up to 2128 lm - 2700K/CRI 80
Up to 2280 lm - 3000K/CRI 80
Up to 2356 lm - 4000K/CRI 80

Ingraze Adjustable L 1200

Frame / Linear Louvre / Asymmetric Louvre



Power Led

33,5W

Up to 2736 lm - 2200K/CRI 80
Up to 2837 lm - 2700K/CRI 80
Up to 3040 lm - 3000K/CRI 80
Up to 3141 lm - 4000K/CRI 80

Frameless / Linear Louvre / Asymmetric Louvre



Power Led

33,5W

Up to 2736 lm - 2200K/CRI 80
Up to 2837 lm - 2700K/CRI 80
Up to 3040 lm - 3000K/CRI 80
Up to 3141 lm - 4000K/CRI 80



Apparecchio lineare da esterni per installazione ad incasso a terra con sorgente LED di alta potenza di ultimissima generazione. Il prodotto è concepito per garantire un estremo comfort visivo grazie alla posizione arretrata del gruppo ottico; la gamma è declinata in due modelli, frame e frameless, disponibili in 4 lunghezze per garantire la massima flessibilità di installazione e soddisfare differenti richieste progettuali, grazie alle diverse configurazioni ottiche, spot, medium, flood, e ellittico. La disponibilità di versioni alternative equipaggiate con frangiluce longitudinale e asimmetrico permette di ottimizzare le performance del prodotto garantendo il massimo confort visivo. Corpo in alluminio estruso sottoposto a trattamento di conversione chimica superficiale per una elevata resistenza alla corrosione. Doppia testata di chiusura realizzata in tecnopolimero ad alta resistenza. Rivestimento a doppio strato di polveri e a richiesta trattamento marino "ACT" (Anti Corrosion Treatment) che garantisce la resistenza in ambienti con condizioni ambientali critiche. Vetro temprato extra chiaro con alto indice di trasmittanza, siliconato tramite un sistema di incollaggio robotizzato, previo trattamento di pulizia al plasma, garantisce un grado di protezione IP66/67, una elevata resistenza all'impatto IK10, ed è carrabile fino a 2500kg. Ingraze è disponibile in versione orientabile sull'asse orizzontale di $\pm 10^\circ$, la regolazione avviene dall'esterno tramite un utensile dedicato fornito con il prodotto senza necessità di aprire il prodotto per accedere al vano ottico. Una scala graduata posta sul corpo del prodotto garantisce un puntamento preciso e sicuro. Il dissipatore interno brevettato, consente una gestione eccellente delle temperature aumentando performance e life-time del modulo LED. Temperature di colore disponibili 2200, 2700, 3000, e 4000K; il controllo della luce è realizzabile tramite protocollo dali, oppure 1-10V, con driver integrato. Entrambe le versioni, frame e frameless possono essere installate all'interno della stessa cassaforma, in acciaio INOX, in configurazione singola o in fila continua. Cassaforma e accessori di montaggio sono da ordinare separatamente. Disponibile una cassaforma per l'installazione della versione frame a filo pavimento. Un sistema di molle brevettato evita l'utilizzo di viti a vista per il fissaggio. L'apparecchio è pre-cablatto con spezzoni di cavo uscente e completo di due connettori (IN-OUT) ad innesto rapido per facilitare e velocizzare le operazioni di cablaggio elettrico.

An outdoor strip device for recessed floor installation with a next-gen high-power LED source. The product is designed to guarantee extreme visual comfort thanks to the rear position of the lens unit; the range is organised into two models, either framed or frameless, available in 4 different lengths to guarantee the greatest installation flexibility and to meet different project requirements, thanks to the various lens configurations: spot, medium, flood and elliptical. The availability of alternative versions equipped with asymmetrical or lengthwise diffusers helps optimise the product's performance, guaranteeing maximum visual comfort. Extruded aluminium body with a chemical conversion coating for high corrosion-resistance. Double end-plate cover made from high-resistance technopolymer. Coating with a double layer of powder paint and marine "ACT" (Anti-Corrosion Treatment) upon request, which guarantees resistance under harsh environmental conditions. Extra-clear tempered glass with a high transmittance index, siliconised through an automated bonding system, having undergone plasma cleaning treatment, guarantees an IP66/67 protection rating, high resistance to IK10 impact and can be driven over by vehicles up to 2500kg. Ingraze is available in an adjustable version on the vertical axis by $\pm 10^\circ$. This adjustment is done from the outside using a special tool provided with the product, without the need to open the product to access the lens compartment. A graduated scale on the body of the product guarantees secure, precise positioning. The patented internal heat sink allows for excellent temperature management, increasing the performance and lifetime of the LED module. Available colour temperatures: 2200, 2700, 3000, and 4000K; the light can be controlled through the DALI protocol, or 1-10V, with a built-in driver. Both framed and frameless versions can be installed in the same installation box, made from INOX steel, in single or continuous line configurations. Installation box and assembly accessories should be ordered separately. Installation box is available for installation of the framed version flush with the floor. A patented system of springs avoids the use of visible screws for fastening. This device is pre-wired with outgoing cable sections and complete with two quick connectors (IN-OUT) to make electrical wiring quicker and easier.

Colori / Colours

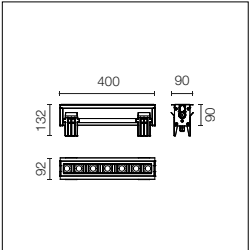

Ingraze
















06 Grey



33 Anthracite





Sorgente high power LED inclusa e ottiche arretrate. Alimentazione elettrica 220-240V on off e dimmerabile 1-10V e dali.

Cassaforma per l'installazione obbligatoria da ordinare separatamente.

Precablato con connettori rapidi H₂O Stop presa/spina inclusi.

ACT (Anti Corrosion Treatment) a richiesta.

High-power LED source included and rear lenses. 1-10V or DALI on-off and dimmable 220-240V power supply.

Compulsory installation box to be ordered separately.

Pre-wired with H₂O Stop quick connectors, plug/socket included.

ACT (Anti-Corrosion Treatment) upon request.

Optic Spot 16°

Power Led: 12,5W - LED 1304 lm ≠ OUTPUT 958 lm - 2200K/CRI 80 / 12,5W - LED 1352 lm ≠ OUTPUT 993 lm - 2700K/CRI 80 / 12,5W - LED 1449 lm ≠ OUTPUT 1064 lm - 3000K/CRI 80 / 12,5W - LED 1497 lm ≠ OUTPUT 1100 lm - 4000K/CRI 80

2200K
Non Dimmable

- F017A1AA006
- F017A1AA033

1-10V

- F017A1AB006
- F017A1AB033

Dali

- F017A1AD006
- F017A1AD033

2700K
Non Dimmable

- F017A2AA006
- F017A2AA033

1-10V

- F017A2AB006
- F017A2AB033

Dali

- F017A2AD006
- F017A2AD033

3000K
Non Dimmable

- F017A3AA006
- F017A3AA033

1-10V

- F017A3AB006
- F017A3AB033

Dali

- F017A3AD006
- F017A3AD033

4000K
Non Dimmable

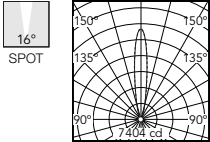
- F017A4AA006
- F017A4AA033

1-10V

- F017A4AB006
- F017A4AB033

Dali

- F017A4AD006
- F017A4AD033



Beam Angle: 16°			
h(m)	E(lx)	D(m)	
1	7404	0.27	
2	1851	0.55	
3	823	0.82	
4	463	1.09	
5	296	1.37	

@3000K

Optic Medium 25°

Power Led: 12,5W - LED 1304 lm ≠ OUTPUT 1031 lm - 2200K/CRI 80 / 12,5W - LED 1352 lm ≠ OUTPUT 1069 lm - 2700K/CRI 80 / 12,5W - LED 1449 lm ≠ OUTPUT 1146 lm - 3000K/CRI 80 / 12,5W - LED 1497 lm ≠ OUTPUT 1184 lm - 4000K/CRI 80

2200K
Non Dimmable

- F017A1BA006
- F017A1BA033

1-10V

- F017A1BB006
- F017A1BB033

Dali

- F017A1BD006
- F017A1BD033

2700K
Non Dimmable

- F017A2BA006
- F017A2BA033

1-10V

- F017A2BB006
- F017A2BB033

Dali

- F017A2BD006
- F017A2BD033

3000K
Non Dimmable

- F017A3BA006
- F017A3BA033

1-10V

- F017A3BB006
- F017A3BB033

Dali

- F017A3BD006
- F017A3BD033

4000K
Non Dimmable

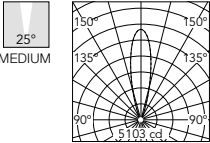
- F017A4BA006
- F017A4BA033

1-10V

- F017A4BB006
- F017A4BB033

Dali

- F017A4BD006
- F017A4BD033



Beam Angle: 25°			
h(m)	E(lx)	D(m)	
1	5103	0.44	
2	1276	0.88	
3	567	1.32	
4	319	1.76	
5	204	2.20	

@3000K

Optic Flood 46°

Power Led: 12,5W - LED 1304 lm ≠ OUTPUT 898 lm - 2200K/CRI 80 / 12,5W - LED 1352 lm ≠ OUTPUT 931 lm - 2700K/CRI 80 / 12,5W - LED 1449 lm ≠ OUTPUT 998 lm - 3000K/CRI 80 / 12,5W - LED 1497 lm ≠ OUTPUT 1031 lm - 4000K/CRI 80

2200K
Non Dimmable

- F017A1CA006
- F017A1CA033

1-10V

- F017A1CB006
- F017A1CB033

Dali

- F017A1CD006
- F017A1CD033

2700K
Non Dimmable

- F017A2CA006
- F017A2CA033

1-10V

- F017A2CB006
- F017A2CB033

Dali

- F017A2CD006
- F017A2CD033

3000K
Non Dimmable

- F017A3CA006
- F017A3CA033

1-10V

- F017A3CB006
- F017A3CB033

Dali

- F017A3CD006
- F017A3CD033

4000K
Non Dimmable

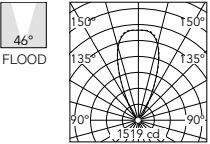
- F017A4CA006
- F017A4CA033

1-10V

- F017A4CB006
- F017A4CB033

Dali

- F017A4CD006
- F017A4CD033



Beam Angle: 46°			
h(m)	E(lx)	D(m)	
1	1511	0.85	
2	378	1.71	
3	168	2.56	
4	94	3.42	
5	60	4.27	

@3000K

Optic Elliptical 12° x 50°

Power Led: 12,5W - LED 1304 lm ≠ OUTPUT 901 lm - 2200K/CRI 80 / 12,5W - LED 1352 lm ≠ OUTPUT 934 lm - 2700K/CRI 80 / 12,5W - LED 1449 lm ≠ OUTPUT 1001 lm - 3000K/CRI 80 / 12,5W - LED 1497 lm ≠ OUTPUT 1034 lm - 4000K/CRI 80

2200K
Non Dimmable

- F017A1DA006
- F017A1DA033

1-10V

- F017A1DB006
- F017A1DB033

Dali

- F017A1DD006
- F017A1DD033

2700K
Non Dimmable

- F017A2DA006
- F017A2DA033

1-10V

- F017A2DB006
- F017A2DB033

Dali

- F017A2DD006
- F017A2DD033

3000K
Non Dimmable

- F017A3DA006
- F017A3DA033

1-10V

- F017A3DB006
- F017A3DB033

Dali

- F017A3DD006
- F017A3DD033

4000K
Non Dimmable

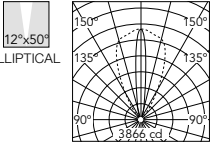
- F017A4DA006
- F017A4DA033

1-10V

- F017A4DB006
- F017A4DB033

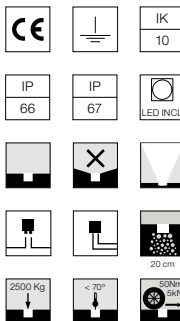
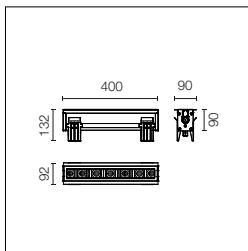
Dali

- F017A4DD006
- F017A4DD033



Beam Angle: 12°			
h(m)	E(lx)	D(m)	
1	3866	0.22	
2	966	0.44	
3	430	0.66	
4	242	0.87	
5	155	1.09	

@3000K



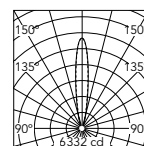
Sorgente high power LED inclusa e ottiche arretrate equipaggiate con griglia frangiluce antiabbagliamento. Alimentazione elettrica 220-240V on off e dimmerabile 1-10V e dali.
Cassaforma per l'installazione obbligatoria da ordinare separatamente.
Precablato con connettori rapidi H₂O Stop presa/spina inclusi.
ACT (Anti Corrosion Treatment) a richiesta.

High-power LED source included and rear lenses equipped with anti-glare diffuser grille. 1-10V or DALI on-off and dimmable 220-240V power supply.
Compulsory installation box to be ordered separately.
Pre-wired with H₂O Stop quick connectors, plug/socket included.
ACT (Anti-Corrosion Treatment) upon request.

Optic Spot 16°

Power Led: 12,5W - LED 1304 lm ≠ OUTPUT 702 lm - 2200K/CRI 80 / 12,5W - LED 1352 lm ≠ OUTPUT 728 lm - 2700K/CRI 80 / 12,5W - LED 1449 lm ≠ OUTPUT 780 lm - 3000K/CRI 80 / 12,5W - LED 1497 lm ≠ OUTPUT 806 lm - 4000K/CRI 80

2200K	2700K	3000K	4000K
Non Dimmable	Non Dimmable	Non Dimmable	Non Dimmable
● F017A1HA006	● F017A2HA006	● F017A3HA006	● F017A4HA006
● F017A1HA033	● F017A2HA033	● F017A3HA033	● F017A4HA033
1-10V	1-10V	1-10V	1-10V
● F017A1HB006	● F017A2HB006	● F017A3HB006	● F017A4HB006
● F017A1HB033	● F017A2HB033	● F017A3HB033	● F017A4HB033
Dali	Dali	Dali	Dali
● F017A1HD006	● F017A2HD006	● F017A3HD006	● F017A4HD006
● F017A1HD033	● F017A2HD033	● F017A3HD033	● F017A4HD033



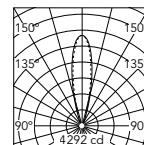
@3000K

Beam Angle: 16°	h(m)	E(lx)	D(m)
1	6332	0.28	
2	1583	0.56	
3	704	0.83	
4	396	1.11	
5	253	1.39	

Optic Medium 25°

Power Led: 12,5W - LED 1304 lm ≠ OUTPUT 744 lm - 2200K/CRI 80 / 12,5W - LED 1352 lm ≠ OUTPUT 772 lm - 2700K/CRI 80 / 12,5W - LED 1449 lm ≠ OUTPUT 827 lm - 3000K/CRI 80 / 12,5W - LED 1497 lm ≠ OUTPUT 854 lm - 4000K/CRI 80

2200K	2700K	3000K	4000K
Non Dimmable	Non Dimmable	Non Dimmable	Non Dimmable
● F017A1JA006	● F017A2JA006	● F017A3JA006	● F017A4JA006
● F017A1JA033	● F017A2JA033	● F017A3JA033	● F017A4JA033
1-10V	1-10V	1-10V	1-10V
● F017A1JB006	● F017A2JB006	● F017A3JB006	● F017A4JB006
● F017A1JB033	● F017A2JB033	● F017A3JB033	● F017A4JB033
Dali	Dali	Dali	Dali
● F017A1JD006	● F017A2JD006	● F017A3JD006	● F017A4JD006
● F017A1JD033	● F017A2JD033	● F017A3JD033	● F017A4JD033



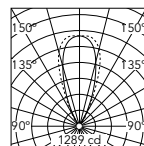
@3000K

Beam Angle: 25°	h(m)	E(lx)	D(m)
1	4292	0.44	
2	1073	0.87	
3	477	1.31	
4	268	1.74	
5	172	2.18	

Optic Flood 39°

Power Led: 12,5W - LED 1304 lm ≠ OUTPUT 576 lm - 2200K/CRI 80 / 12,5W - LED 1352 lm ≠ OUTPUT 597 lm - 2700K/CRI 80 / 12,5W - LED 1449 lm ≠ OUTPUT 639 lm - 3000K/CRI 80 / 12,5W - LED 1497 lm ≠ OUTPUT 661 lm - 4000K/CRI 80

2200K	2700K	3000K	4000K
Non Dimmable	Non Dimmable	Non Dimmable	Non Dimmable
● F017A1KA006	● F017A2KA006	● F017A3KA006	● F017A4KA006
● F017A1KA033	● F017A2KA033	● F017A3KA033	● F017A4KA033
1-10V	1-10V	1-10V	1-10V
● F017A1KB006	● F017A2KB006	● F017A3KB006	● F017A4KB006
● F017A1KB033	● F017A2KB033	● F017A3KB033	● F017A4KB033
Dali	Dali	Dali	Dali
● F017A1KD006	● F017A2KD006	● F017A3KD006	● F017A4KD006
● F017A1KD033	● F017A2KD033	● F017A3KD033	● F017A4KD033



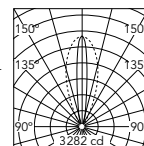
@3000K

Beam Angle: 39°	h(m)	E(lx)	D(m)
1	1285	0.71	
2	321	1.43	
3	143	2.14	
4	80	2.86	
5	51	3.57	

Optic Elliptical 13° x 40°

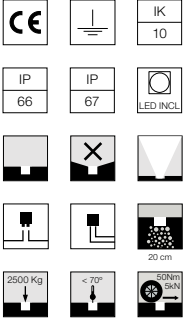
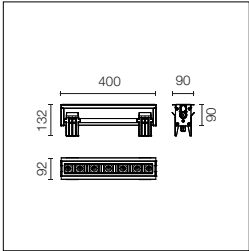
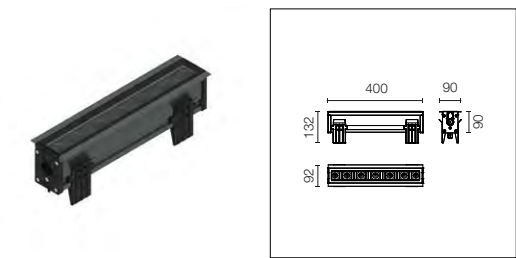
Power Led: 12,5W - LED 1304 lm ≠ OUTPUT 574 lm - 2200K/CRI 80 / 12,5W - LED 1352 lm ≠ OUTPUT 595 lm - 2700K/CRI 80 / 12,5W - LED 1449 lm ≠ OUTPUT 638 lm - 3000K/CRI 80 / 12,5W - LED 1497 lm ≠ OUTPUT 659 lm - 4000K/CRI 80

2200K	2700K	3000K	4000K
Non Dimmable	Non Dimmable	Non Dimmable	Non Dimmable
● F017A1LA006	● F017A2LA006	● F017A3LA006	● F017A4LA006
● F017A1LA033	● F017A2LA033	● F017A3LA033	● F017A4LA033
1-10V	1-10V	1-10V	1-10V
● F017A1LB006	● F017A2LB006	● F017A3LB006	● F017A4LB006
● F017A1LB033	● F017A2LB033	● F017A3LB033	● F017A4LB033
Dali	Dali	Dali	Dali
● F017A1LD006	● F017A2LD006	● F017A3LD006	● F017A4LD006
● F017A1LD033	● F017A2LD033	● F017A3LD033	● F017A4LD033



@3000K

Beam Angle: 13°	h(m)	E(lx)	D(m)
1	3282	0.22	
2	820	0.44	
3	365	0.67	
4	205	0.89	
5	131	1.11	



Sorgente high power LED inclusa e ottiche arretrate equipaggiate con griglia frangiluce asimmetrica antiabbagliamento. Alimentazione elettrica 220-240V on off e dimmerabile 1-10V e dali.
Cassaforma per l'installazione obbligatoria da ordinare separatamente.
Precablato con connettori rapidi H₂O Stop presa/spina inclusi.
ACT (Anti Corrosion Treatment) a richiesta.

High-power LED source included and rear lenses equipped with anti-glare asymmetrical diffuser grille. 1-10V or DALI on-off and dimmable 220-240V power supply.
Compulsory installation box to be ordered separately.
Pre-wired with H₂O Stop quick connectors, plug/socket included.
ACT (Anti-Corrosion Treatment) upon request.

Optic Spot 15°

Power Led: 12,5W - LED 1304 lm ≠ OUTPUT 334 lm - 2200K/CRI 80 / 12,5W - LED 1352 lm ≠ OUTPUT 346 lm - 2700K/CRI 80 / 12,5W - LED 1449 lm ≠ OUTPUT 371 lm - 3000K/CRI 80 / 12,5W - LED 1497 lm ≠ OUTPUT 383 lm - 4000K/CRI 80

2200K

Non Dimmable

- F017A1QA006
- F017A1QA033
- 1-10V
- F017A1QB006
- F017A1QB033
- Dali
- F017A1QD006
- F017A1QD033

2700K

Non Dimmable

- F017A2QA006
- F017A2QA033
- 1-10V
- F017A2QB006
- F017A2QB033
- Dali
- F017A2QD006
- F017A2QD033

3000K

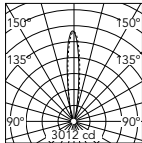
Non Dimmable

- F017A3QA006
- F017A3QA033
- 1-10V
- F017A3QB006
- F017A3QB033
- Dali
- F017A3QD006
- F017A3QD033

4000K

Non Dimmable

- F017A4QA006
- F017A4QA033
- 1-10V
- F017A4QB006
- F017A4QB033
- Dali
- F017A4QD006
- F017A4QD033



@3000K

Beam Angle: 15°			
h(m)	E(lx)	D(m)	
1	3010	0.25	
2	753	0.51	
3	334	0.76	
4	188	1.02	
5	120	1.27	

Optic Medium 25°

Power Led: 12,5W - LED 1304 lm ≠ OUTPUT 353 lm - 2200K/CRI 80 / 12,5W - LED 1352 lm ≠ OUTPUT 367 lm - 2700K/CRI 80 / 12,5W - LED 1449 lm ≠ OUTPUT 393 lm - 3000K/CRI 80 / 12,5W - LED 1497 lm ≠ OUTPUT 406 lm - 4000K/CRI 80

2200K

Non Dimmable

- F017A1RA006
- F017A1RA033
- 1-10V
- F017A1RB006
- F017A1RB033
- Dali
- F017A1RD006
- F017A1RD033

2700K

Non Dimmable

- F017A2RA006
- F017A2RA033
- 1-10V
- F017A2RB006
- F017A2RB033
- Dali
- F017A2RD006
- F017A2RD033

3000K

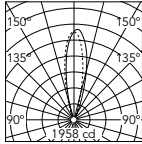
Non Dimmable

- F017A3RA006
- F017A3RA033
- 1-10V
- F017A3RB006
- F017A3RB033
- Dali
- F017A3RD006
- F017A3RD033

4000K

Non Dimmable

- F017A4RA006
- F017A4RA033
- 1-10V
- F017A4RB006
- F017A4RB033
- Dali
- F017A4RD006
- F017A4RD033



@3000K

Beam Angle: 25°			
h(m)	E(lx)	D(m)	
1	1955	0.45	
2	489	0.89	
3	217	1.34	
4	122	1.78	
5	78	2.23	

Optic Flood 42°

Power Led: 12,5W - LED 1304 lm ≠ OUTPUT 620 lm - 2200K/CRI 80 / 12,5W - LED 1352 lm ≠ OUTPUT 294 lm - 2700K/CRI 80 / 12,5W - LED 1449 lm ≠ OUTPUT 314 lm - 3000K/CRI 80 / 12,5W - LED 1497 lm ≠ OUTPUT 325 lm - 4000K/CRI 80

2200K

Non Dimmable

- F017A1SA006
- F017A1SA033
- 1-10V
- F017A1SB006
- F017A1SB033
- Dali
- F017A1SD006
- F017A1SD033

2700K

Non Dimmable

- F017A2SA006
- F017A2SA033
- 1-10V
- F017A2SB006
- F017A2SB033
- Dali
- F017A2SD006
- F017A2SD033

3000K

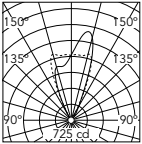
Non Dimmable

- F017A3SA006
- F017A3SA033
- 1-10V
- F017A3SB006
- F017A3SB033
- Dali
- F017A3SD006
- F017A3SD033

4000K

Non Dimmable

- F017A4SA006
- F017A4SA033
- 1-10V
- F017A4SB006
- F017A4SB033
- Dali
- F017A4SD006
- F017A4SD033



@3000K

Beam Angle: 42°			
h(m)	E(lx)	D(m)	
1	688	0.76	
2	172	1.51	
3	76	2.27	
4	43	3.03	
5	28	3.78	

Optic Elliptical 12° x 40°

Power Led: 12,5W - LED 1304 lm ≠ OUTPUT 271 lm - 2200K/CRI 80 / 12,5W - LED 1352 lm ≠ OUTPUT 281 lm - 2700K/CRI 80 / 12,5W - LED 1449 lm ≠ OUTPUT 301 lm - 3000K/CRI 80 / 12,5W - LED 1497 lm ≠ OUTPUT 311 lm - 4000K/CRI 80

2200K

Non Dimmable

- F017A1TA006
- F017A1TA033
- 1-10V
- F017A1TB006
- F017A1TB033
- Dali
- F017A1TD006
- F017A1TD033

2700K

Non Dimmable

- F017A2TA006
- F017A2TA033
- 1-10V
- F017A2TB006
- F017A2TB033
- Dali
- F017A2TD006
- F017A2TD033

3000K

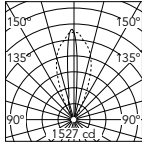
Non Dimmable

- F017A3TA006
- F017A3TA033
- 1-10V
- F017A3TB006
- F017A3TB033
- Dali
- F017A3TD006
- F017A3TD033

4000K

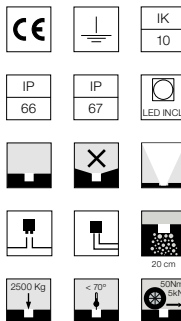
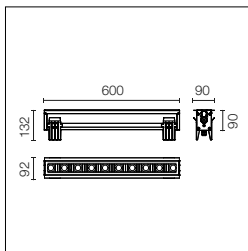
Non Dimmable

- F017A4TA006
- F017A4TA033
- 1-10V
- F017A4TB006
- F017A4TB033
- Dali
- F017A4TD006
- F017A4TD033



@3000K

Beam Angle: 12°			
h(m)	E(lx)	D(m)	
1	1526	0.21	
2	382	0.42	
3	170	0.62	
4	95	0.83	
5	61	1.04	



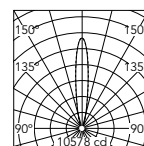
Sorgente high power LED inclusa e ottiche arretrate. Alimentazione elettrica 220-240V on off e dimmerabile 1-10V e dali. Cassaforma per l'installazione obbligatoria da ordinare separatamente. Precablato con connettori rapidi H₂O Stop presa/spina inclusi. ACT (Anti Corrosion Treatment) a richiesta.

High-power LED source included and rear lenses. 1-10V or DALI on-off and dimmable 220-240V power supply. Compulsory installation box to be ordered separately. Pre-wired with H₂O Stop quick connectors, plug/socket included. ACT (Anti-Corrosion Treatment) upon request.

Optic Spot 16°

Power Led: 17W - LED 1863 lm ≠ OUTPUT 1368 lm - 2200K/CRI 80 / 17W - LED 1932 lm ≠ OUTPUT 1419 lm - 2700K/CRI 80 / 17W - LED 2070 lm ≠ OUTPUT 1520 lm - 3000K/CRI 80 / 17W - LED 2139 lm ≠ OUTPUT 1571 lm - 4000K/CRI 80

2200K	2700K	3000K	4000K
Non Dimmable	Non Dimmable	Non Dimmable	Non Dimmable
● F017B1AA006	● F017B2AA006	● F017B3AA006	● F017B4AA006
● F017B1AA033	● F017B2AA033	● F017B3AA033	● F017B4AA033
1-10V	1-10V	1-10V	1-10V
● F017B1AB006	● F017B2AB006	● F017B3AB006	● F017B4AB006
● F017B1AB033	● F017B2AB033	● F017B3AB033	● F017B4AB033
Dali	Dali	Dali	Dali
● F017B1AD006	● F017B2AD006	● F017B3AD006	● F017B4AD006
● F017B1AD033	● F017B2AD033	● F017B3AD033	● F017B4AD033



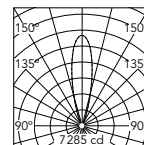
@3000K

Beam Angle: 16°	h(m)	E(lx)	D(m)
1	10578	0.27	
2	2644	0.55	
3	1175	0.82	
4	661	1.09	
5	423	1.37	

Optic Medium 25°

Power Led: 17W - LED 1863 lm ≠ OUTPUT 1473 lm - 2200K/CRI 80 / 17W - LED 1932 lm ≠ OUTPUT 1527 lm - 2700K/CRI 80 / 17W - LED 2070 lm ≠ OUTPUT 1636 lm - 3000K/CRI 80 / 17W - LED 2139 lm ≠ OUTPUT 1691 lm - 4000K/CRI 80

2200K	2700K	3000K	4000K
Non Dimmable	Non Dimmable	Non Dimmable	Non Dimmable
● F017B1BA006	● F017B2BA006	● F017B3BA006	● F017B4BA006
● F017B1BA033	● F017B2BA033	● F017B3BA033	● F017B4BA033
1-10V	1-10V	1-10V	1-10V
● F017B1BB006	● F017B2BB006	● F017B3BB006	● F017B4BB006
● F017B1BB033	● F017B2BB033	● F017B3BB033	● F017B4BB033
Dali	Dali	Dali	Dali
● F017B1BD006	● F017B2BD006	● F017B3BD006	● F017B4BD006
● F017B1BD033	● F017B2BD033	● F017B3BD033	● F017B4BD033



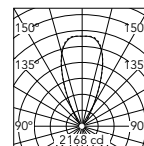
@3000K

Beam Angle: 25°	h(m)	E(lx)	D(m)
1	7285	0.44	
2	1821	0.88	
3	809	1.32	
4	455	1.76	
5	291	2.20	

Optic Flood 46°

Power Led: 17W - LED 1863 lm ≠ OUTPUT 1283 lm - 2200K/CRI 80 / 17W - LED 1932 lm ≠ OUTPUT 1330 lm - 2700K/CRI 80 / 17W - LED 2070 lm ≠ OUTPUT 1425 lm - 3000K/CRI 80 / 17W - LED 2139 lm ≠ OUTPUT 1473 lm - 4000K/CRI 80

2200K	2700K	3000K	4000K
Non Dimmable	Non Dimmable	Non Dimmable	Non Dimmable
● F017B1CA006	● F017B2CA006	● F017B3CA006	● F017B4CA006
● F017B1CA033	● F017B2CA033	● F017B3CA033	● F017B4CA033
1-10V	1-10V	1-10V	1-10V
● F017B1CB006	● F017B2CB006	● F017B3CB006	● F017B4CB006
● F017B1CB033	● F017B2CB033	● F017B3CB033	● F017B4CB033
Dali	Dali	Dali	Dali
● F017B1CD006	● F017B2CD006	● F017B3CD006	● F017B4CD006
● F017B1CD033	● F017B2CD033	● F017B3CD033	● F017B4CD033



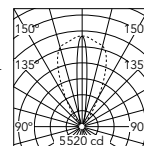
@3000K

Beam Angle: 46°	h(m)	E(lx)	D(m)
1	2158	0.85	
2	539	1.71	
3	240	2.56	
4	135	3.42	
5	86	4.27	

Optic Elliptical 12° x 50°

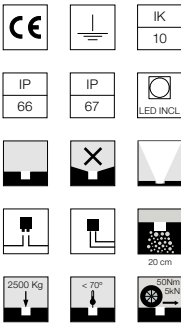
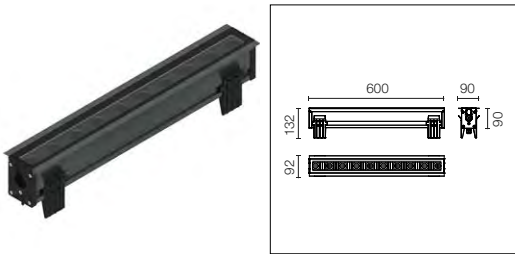
Power Led: 17W - LED 1863 lm ≠ OUTPUT 1286 lm - 2200K/CRI 80 / 17W - LED 1932 lm ≠ OUTPUT 1334 lm - 2700K/CRI 80 / 17W - LED 2070 lm ≠ OUTPUT 1429 lm - 3000K/CRI 80 / 17W - LED 2139 lm ≠ OUTPUT 1477 lm - 4000K/CRI 80

2200K	2700K	3000K	4000K
Non Dimmable	Non Dimmable	Non Dimmable	Non Dimmable
● F017B1DA006	● F017B2DA006	● F017B3DA006	● F017B4DA006
● F017B1DA033	● F017B2DA033	● F017B3DA033	● F017B4DA033
1-10V	1-10V	1-10V	1-10V
● F017B1DB006	● F017B2DB006	● F017B3DB006	● F017B4DB006
● F017B1DB033	● F017B2DB033	● F017B3DB033	● F017B4DB033
Dali	Dali	Dali	Dali
● F017B1DD006	● F017B2DD006	● F017B3DD006	● F017B4DD006
● F017B1DD033	● F017B2DD033	● F017B3DD033	● F017B4DD033



@3000K

Beam Angle: 12°	h(m)	E(lx)	D(m)
1	5519	0.22	
2	1380	0.44	
3	613	0.66	
4	345	0.87	
5	221	1.09	



Sorgente high power LED inclusa e ottiche arretrate equipaggiate con griglia frangiluce antiabbagliamento. Alimentazione elettrica 220-240V on off e dimmerabile 1-10V e dali.
Cassaforma per l'installazione obbligatoria da ordinare separatamente.
Precablato con connettori rapidi H₂O Stop presa/spina inclusi.
ACT (Anti Corrosion Treatment) a richiesta.

High-power LED source included and rear lenses equipped with anti-glare diffuser grille. 1-10V or DALI on-off and dimmable 220-240V power supply.
Compulsory installation box to be ordered separately.
Pre-wired with H₂O Stop quick connectors, plug/socket included.
ACT (Anti-Corrosion Treatment) upon request.

Optic Spot 16°

Power Led: 17W - LED 1863 lm ≠ OUTPUT 1003 lm - 2200K/CRI 80 / 17W - LED 1932 lm ≠ OUTPUT 1040 lm - 2700K/CRI 80 / 17W - LED 2070 lm ≠ OUTPUT 1115 lm - 3000K/CRI 80 / 17W - LED 2139 lm ≠ OUTPUT 1152 lm - 4000K/CRI 80

2200K

Non Dimmable

- F017B1HA006
- F017B1HA033
- 1-10V
- F017B1HB006
- F017B1HB033
- Dali
- F017B1HD006
- F017B1HD033

2700K

Non Dimmable

- F017B2HA006
- F017B2HA033
- 1-10V
- F017B2HB006
- F017B2HB033
- Dali
- F017B2HD006
- F017B2HD033

3000K

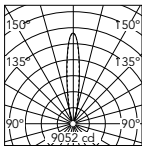
Non Dimmable

- F017B3HA006
- F017B3HA033
- 1-10V
- F017B3HB006
- F017B3HB033
- Dali
- F017B3HD006
- F017B3HD033

4000K

Non Dimmable

- F017B4HA006
- F017B4HA033
- 1-10V
- F017B4HB006
- F017B4HB033
- Dali
- F017B4HD006
- F017B4HD033



@3000K

Beam Angle: 16°			
h(m)	E(lx)	D(m)	
1	9052	0.28	
2	2263	0.56	
3	1006	0.83	
4	566	1.11	
5	362	1.39	

Optic Medium 25°

Power Led: 17W - LED 1863 lm ≠ OUTPUT 1063 lm - 2200K/CRI 80 / 17W - LED 1932 lm ≠ OUTPUT 1102 lm - 2700K/CRI 80 / 17W - LED 2070 lm ≠ OUTPUT 1181 lm - 3000K/CRI 80 / 17W - LED 2139 lm ≠ OUTPUT 1220 lm - 4000K/CRI 80

2200K

Non Dimmable

- F017B1JA006
- F017B1JA033
- 1-10V
- F017B1JB006
- F017B1JB033
- Dali
- F017B1JD006
- F017B1JD033

2700K

Non Dimmable

- F017B2JA006
- F017B2JA033
- 1-10V
- F017B2JB006
- F017B2JB033
- Dali
- F017B2JD006
- F017B2JD033

3000K

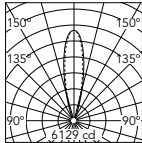
Non Dimmable

- F017B3JA006
- F017B3JA033
- 1-10V
- F017B3JB006
- F017B3JB033
- Dali
- F017B3JD006
- F017B3JD033

4000K

Non Dimmable

- F017B4JA006
- F017B4JA033
- 1-10V
- F017B4JB006
- F017B4JB033
- Dali
- F017B4JD006
- F017B4JD033



@3000K

Beam Angle: 25°			
h(m)	E(lx)	D(m)	
1	6129	0.44	
2	1532	0.87	
3	681	1.31	
4	383	1.74	
5	245	2.18	

Optic Flood 39°

Power Led: 17W - LED 1863 lm ≠ OUTPUT 820 lm - 2200K/CRI 80 / 17W - LED 1932 lm ≠ OUTPUT 850 lm - 2700K/CRI 80 / 17W - LED 2070 lm ≠ OUTPUT 911 lm - 3000K/CRI 80 / 17W - LED 2139 lm ≠ OUTPUT 944 lm - 4000K/CRI 80

2200K

Non Dimmable

- F017B1KA006
- F017B1KA033
- 1-10V
- F017B1KB006
- F017B1KB033
- Dali
- F017B1KD006
- F017B1KD033

2700K

Non Dimmable

- F017B2KA006
- F017B2KA033
- 1-10V
- F017B2KB006
- F017B2KB033
- Dali
- F017B2KD006
- F017B2KD033

3000K

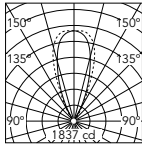
Non Dimmable

- F017B3KA006
- F017B3KA033
- 1-10V
- F017B3KB006
- F017B3KB033
- Dali
- F017B3KD006
- F017B3KD033

4000K

Non Dimmable

- F017B4KA006
- F017B4KA033
- 1-10V
- F017B4KB006
- F017B4KB033
- Dali
- F017B4KD006
- F017B4KD033



@3000K

Beam Angle: 39°			
h(m)	E(lx)	D(m)	
1	1832	0.71	
2	458	1.43	
3	204	2.14	
4	115	2.86	
5	73	3.57	

Optic Elliptical 13° x 40°

Power Led: 17W - LED 1863 lm ≠ OUTPUT 820 lm - 2200K/CRI 80 / 17W - LED 1932 lm ≠ OUTPUT 850 lm - 2700K/CRI 80 / 17W - LED 2070 lm ≠ OUTPUT 911 lm - 3000K/CRI 80 / 17W - LED 2139 lm ≠ OUTPUT 941 lm - 4000K/CRI 80

2200K

Non Dimmable

- F017B1LA006
- F017B1LA033
- 1-10V
- F017B1LB006
- F017B1LB033
- Dali
- F017B1LD006
- F017B1LD033

2700K

Non Dimmable

- F017B2LA006
- F017B2LA033
- 1-10V
- F017B2LB006
- F017B2LB033
- Dali
- F017B2LD006
- F017B2LD033

3000K

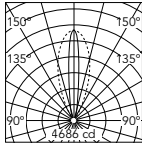
Non Dimmable

- F017B3LA006
- F017B3LA033
- 1-10V
- F017B3LB006
- F017B3LB033
- Dali
- F017B3LD006
- F017B3LD033

4000K

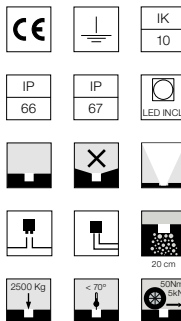
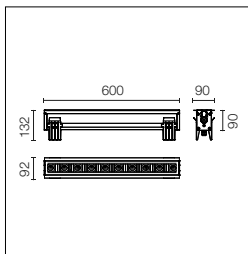
Non Dimmable

- F017B4LA006
- F017B4LA033
- 1-10V
- F017B4LB006
- F017B4LB033
- Dali
- F017B4LD006
- F017B4LD033



@3000K

Beam Angle: 13°			
h(m)	E(lx)	D(m)	
1	4686	0.22	
2	1172	0.44	
3	521	0.67	
4	293	0.89	
5	187	1.11	



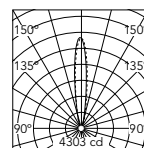
Sorgente high power LED inclusa e ottiche arretrate equipaggiate con griglia frangiluce asimmetrica antiabbagliamento. Alimentazione elettrica 220-240V on off e dimmerabile 1-10V e dali.
Cassaforma per l'installazione obbligatoria da ordinare separatamente.
Precablato con connettori rapidi H₂O Stop presa/spina inclusi.
ACT (Anti Corrosion Treatment) a richiesta.

High-power LED source included and rear lenses equipped with anti-glare asymmetrical diffuser grille. 1-10V or DALI on-off and dimmable 220-240V power supply.
Compulsory installation box to be ordered separately.
Pre-wired with H₂O Stop quick connectors, plug/socket included.
ACT (Anti-Corrosion Treatment) upon request.

Optic Spot 16°

Power Led: 17W - LED 1863 lm ≠ OUTPUT 477 lm - 2200K/CRI 80 / 17W - LED 1932 lm ≠ OUTPUT 495 lm - 2700K/CRI 80 / 17W - LED 2070 lm ≠ OUTPUT 530 lm - 3000K/CRI 80 / 17W - LED 2139 lm ≠ OUTPUT 548 lm - 4000K/CRI 80

2200K	2700K	3000K	4000K
Non Dimmable	Non Dimmable	Non Dimmable	Non Dimmable
● F017B1QA006	● F017B2QA006	● F017B3QA006	● F017B4QA006
● F017B1QA033	● F017B2QA033	● F017B3QA033	● F017B4QA033
1-10V	1-10V	1-10V	1-10V
● F017B1QB006	● F017B2QB006	● F017B3QB006	● F017B4QB006
● F017B1QB033	● F017B2QB033	● F017B3QB033	● F017B4QB033
Dali	Dali	Dali	Dali
● F017B1QD006	● F017B2QD006	● F017B3QD006	● F017B4QD006
● F017B1QD033	● F017B2QD033	● F017B3QD033	● F017B4QD033



Beam Angle: 15°

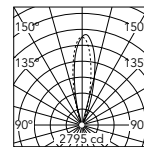
h(m)	E(lx)	D(m)
1	4300	0.25
2	1075	0.51
3	478	0.76
4	269	1.02
5	172	1.27

@3000K

Optic Medium 25°

Power Led: 17W - LED 1863 lm ≠ OUTPUT 505 lm - 2200K/CRI 80 / 17W - LED 1932 lm ≠ OUTPUT 523 lm - 2700K/CRI 80 / 17W - LED 2070 lm ≠ OUTPUT 561 lm - 3000K/CRI 80 / 17W - LED 2139 lm ≠ OUTPUT 579 lm - 4000K/CRI 80

2200K	2700K	3000K	4000K
Non Dimmable	Non Dimmable	Non Dimmable	Non Dimmable
● F017B1RA006	● F017B2RA006	● F017B3RA006	● F017B4RA006
● F017B1RA033	● F017B2RA033	● F017B3RA033	● F017B4RA033
1-10V	1-10V	1-10V	1-10V
● F017B1RB006	● F017B2RB006	● F017B3RB006	● F017B4RB006
● F017B1RB033	● F017B2RB033	● F017B3RB033	● F017B4RB033
Dali	Dali	Dali	Dali
● F017B1RD006	● F017B2RD006	● F017B3RD006	● F017B4RD006
● F017B1RD033	● F017B2RD033	● F017B3RD033	● F017B4RD033



Beam Angle: 25°

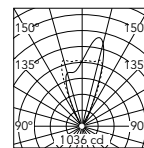
h(m)	E(lx)	D(m)
1	2790	0.45
2	698	0.89
3	310	1.34
4	174	1.78
5	112	2.23

@3000K

Optic Flood 46°

Power Led: 17W - LED 1863 lm ≠ OUTPUT 404 lm - 2200K/CRI 80 / 17W - LED 1932 lm ≠ OUTPUT 419 lm - 2700K/CRI 80 / 17W - LED 2070 lm ≠ OUTPUT 449 lm - 3000K/CRI 80 / 17W - LED 2139 lm ≠ OUTPUT 464 lm - 4000K/CRI 80

2200K	2700K	3000K	4000K
Non Dimmable	Non Dimmable	Non Dimmable	Non Dimmable
● F017B1SA006	● F017B2SA006	● F017B3SA006	● F017B4SA006
● F017B1SA033	● F017B2SA033	● F017B3SA033	● F017B4SA033
1-10V	1-10V	1-10V	1-10V
● F017B1SB006	● F017B2SB006	● F017B3SB006	● F017B4SB006
● F017B1SB033	● F017B2SB033	● F017B3SB033	● F017B4SB033
Dali	Dali	Dali	Dali
● F017B1SD006	● F017B2SD006	● F017B3SD006	● F017B4SD006
● F017B1SD033	● F017B2SD033	● F017B3SD033	● F017B4SD033



Beam Angle: 42°

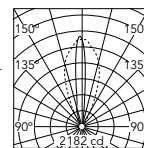
h(m)	E(lx)	D(m)
1	983	0.76
2	246	1.51
3	109	2.27
4	61	3.03
5	39	3.78

@3000K

Optic Elliptical 12° x 40°

Power Led: 17W - LED 1863 lm ≠ OUTPUT 387 lm - 2200K/CRI 80 / 17W - LED 1932 lm ≠ OUTPUT 401 lm - 2700K/CRI 80 / 17W - LED 2070 lm ≠ OUTPUT 430 lm - 3000K/CRI 80 / 17W - LED 2139 lm ≠ OUTPUT 444 lm - 4000K/CRI 80

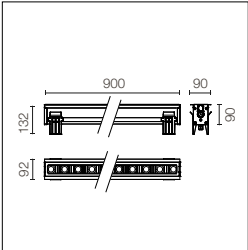

2200K	2700K	3000K	4000K
Non Dimmable	Non Dimmable	Non Dimmable	Non Dimmable
● F017B1TA006	● F017B2TA006	● F017B3TA006	● F017B4TA006
● F017B1TA033	● F017B2TA033	● F017B3TA033	● F017B4TA033
1-10V	1-10V	1-10V	1-10V
● F017B1TB006	● F017B2TB006	● F017B3TB006	● F017B4TB006
● F017B1TB033	● F017B2TB033	● F017B3TB033	● F017B4TB033
Dali	Dali	Dali	Dali
● F017B1TD006	● F017B2TD006	● F017B3TD006	● F017B4TD006
● F017B1TD033	● F017B2TD033	● F017B3TD033	● F017B4TD033














Beam Angle: 12°

h(m)	E(lx)	D(m)
1	2181	0.21
2	545	0.42
3	242	0.62
4	136	0.83
5	87	1.04

@3000K





Sorgente high power LED inclusa e ottiche arretrate. Alimentazione elettrica 220-240V on off e dimmerabile 1-10V e dali.

Cassaforma per l'installazione obbligatoria da ordinare separatamente.

Precablato con connettori rapidi H₂O Stop presa/spina inclusi.

ACT (Anti Corrosion Treatment) a richiesta.

High-power LED source included and rear lenses. 1-10V or DALI on-off and dimmable 220-240V power supply.

Compulsory installation box to be ordered separately.

Pre-wired with H₂O Stop quick connectors, plug/socket included.

ACT (Anti-Corrosion Treatment) upon request.

Optic Spot 16°

Power Led: 26W - LED 2795 lm ≠ OUTPUT 2052 lm - 2200K/CRI 80 / 26W - LED 2898 lm ≠ OUTPUT 2128 lm - 2700K/CRI 80 / 26W - LED 3105 lm ≠ OUTPUT 2280 lm - 3000K/CRI 80 / 26W - LED 3209 lm ≠ OUTPUT 2356 lm - 4000K/CRI 80

2200K
Non Dimmable

- F017C1AA006
- F017C1AA033

1-10V

- F017C1AB006
- F017C1AB033

Dali

- F017C1AD006
- F017C1AD033

2700K
Non Dimmable

- F017C2AA006
- F017C2AA033

1-10V

- F017C2AB006
- F017C2AB033

Dali

- F017C2AD006
- F017C2AD033

3000K
Non Dimmable

- F017C3AA006
- F017C3AA033

1-10V

- F017C3AB006
- F017C3AB033

Dali

- F017C3AD006
- F017C3AD033

4000K
Non Dimmable

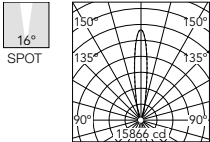
- F017C4AA006
- F017C4AA033

1-10V

- F017C4AB006
- F017C4AB033

Dali

- F017C4AD006
- F017C4AD033



Beam Angle: 16°

h(m)	E(lx)	D(m)
1	15866	0.27
2	3967	0.55
3	1763	0.82
4	992	1.09
5	635	1.37

@3000K

Optic Medium 25°

Power Led: 26W - LED 2795 lm ≠ OUTPUT 2209 lm - 2200K/CRI 80 / 26W - LED 2898 lm ≠ OUTPUT 2291 lm - 2700K/CRI 80 / 26W - LED 3105 lm ≠ OUTPUT 2454 lm - 3000K/CRI 80 / 26W - LED 3209 lm ≠ OUTPUT 2536 lm - 4000K/CRI 80

2200K
Non Dimmable

- F017C1BA006
- F017C1BA033

1-10V

- F017C1BB006
- F017C1BB033

Dali

- F017C1BD006
- F017C1BD033

2700K
Non Dimmable

- F017C2BA006
- F017C2BA033

1-10V

- F017C2BB006
- F017C2BB033

Dali

- F017C2BD006
- F017C2BD033

3000K
Non Dimmable

- F017C3BA006
- F017C3BA033

1-10V

- F017C3BB006
- F017C3BB033

Dali

- F017C3BD006
- F017C3BD033

4000K
Non Dimmable

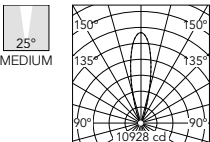
- F017C4BA006
- F017C4BA033

1-10V

- F017C4BB006
- F017C4BB033

Dali

- F017C4BD006
- F017C4BD033



Beam Angle: 25°

h(m)	E(lx)	D(m)
1	10928	0.44
2	2732	0.88
3	1214	1.32
4	683	1.76
5	437	2.20

@3000K

Optic Flood 46°

Power Led: 26W - LED 2795 lm ≠ OUTPUT 1924 lm - 2200K/CRI 80 / 26W - LED 2898 lm ≠ OUTPUT 1995 lm - 2700K/CRI 80 / 26W - LED 3105 lm ≠ OUTPUT 2138 lm - 3000K/CRI 80 / 26W - LED 3209 lm ≠ OUTPUT 2209 lm - 4000K/CRI 80

2200K
Non Dimmable

- F017C1CA006
- F017C1CA033

1-10V

- F017C1CB006
- F017C1CB033

Dali

- F017C1CD006
- F017C1CD033

2700K
Non Dimmable

- F017C2CA006
- F017C2CA033

1-10V

- F017C2CB006
- F017C2CB033

Dali

- F017C2CD006
- F017C2CD033

3000K
Non Dimmable

- F017C3CA006
- F017C3CA033

1-10V

- F017C3CB006
- F017C3CB033

Dali

- F017C3CD006
- F017C3CD033

4000K
Non Dimmable

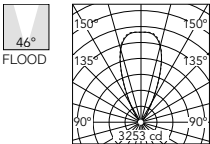
- F017C4CA006
- F017C4CA033

1-10V

- F017C4CB006
- F017C4CB033

Dali

- F017C4CD006
- F017C4CD033



Beam Angle: 46°

h(m)	E(lx)	D(m)
1	3238	0.85
2	809	1.71
3	360	2.56
4	202	3.42
5	130	4.27

@3000K

Optic Elliptical 12° x 50°

Power Led: 26W - LED 2795 lm ≠ OUTPUT 1929 lm - 2200K/CRI 80 / 26W - LED 2898 lm ≠ OUTPUT 2001 lm - 2700K/CRI 80 / 26W - LED 3105 lm ≠ OUTPUT 2144 lm - 3000K/CRI 80 / 26W - LED 3209 lm ≠ OUTPUT 2215 lm - 4000K/CRI 80

2200K
Non Dimmable

- F017C1DA006
- F017C1DA033

1-10V

- F017C1DB006
- F017C1DB033

Dali

- F017C1DD006
- F017C1DD033

2700K
Non Dimmable

- F017C2DA006
- F017C2DA033

1-10V

- F017C2DB006
- F017C2DB033

Dali

- F017C2DD006
- F017C2DD033

3000K
Non Dimmable

- F017C3DA006
- F017C3DA033

1-10V

- F017C3DB006
- F017C3DB033

Dali

- F017C3DD006
- F017C3DD033

4000K
Non Dimmable

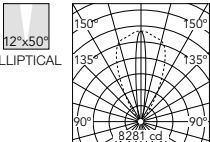
- F017C4DA006
- F017C4DA033

1-10V

- F017C4DB006
- F017C4DB033

Dali

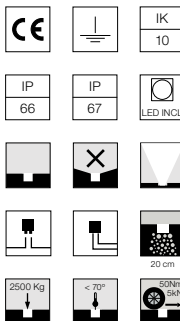
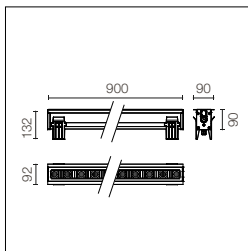
- F017C4DD006
- F017C4DD033



Beam Angle: 12°

h(m)	E(lx)	D(m)
1	8280	0.22
2	2070	0.44
3	920	0.66
4	517	0.87
5	331	1.09

@3000K



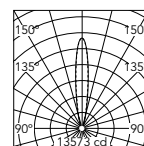
Sorgente high power LED inclusa e ottiche arretrate equipaggiate con griglia frangiluce antiabbagliamento. Alimentazione elettrica 220-240V on off e dimmerabile 1-10V e dali.
Cassaforma per l'installazione obbligatoria da ordinare separatamente.
Precablato con connettori rapidi H₂O Stop presa/spina inclusi.
ACT (Anti Corrosion Treatment) a richiesta.

High-power LED source included and rear lenses equipped with anti-glare diffuser grille. 1-10V or DALI on-off and dimmable 220-240V power supply.
Compulsory installation box to be ordered separately.
Pre-wired with H₂O Stop quick connectors, plug/socket included.
ACT (Anti-Corrosion Treatment) upon request.

Optic Spot 16°

Power Led: 26W - LED 2795 lm ≠ OUTPUT 1505 lm - 2200K/CRI 80 / 26W - LED 2898 lm ≠ OUTPUT 1560 lm - 2700K/CRI 80 / 26W - LED 3105 lm ≠ OUTPUT 1672 lm - 3000K/CRI 80 / 26W - LED 3209 lm ≠ OUTPUT 1728 lm - 4000K/CRI 80

2200K	2700K	3000K	4000K
Non Dimmable	Non Dimmable	Non Dimmable	Non Dimmable
● F017C1HA006	● F017C2HA006	● F017C3HA006	● F017C4HA006
● F017C1HA033	● F017C2HA033	● F017C3HA033	● F017C4HA033
1-10V	1-10V	1-10V	1-10V
● F017C1HB006	● F017C2HB006	● F017C3HB006	● F017C4HB006
● F017C1HB033	● F017C2HB033	● F017C3HB033	● F017C4HB033
Dali	Dali	Dali	Dali
● F017C1HD006	● F017C2HD006	● F017C3HD006	● F017C4HD006
● F017C1HD033	● F017C2HD033	● F017C3HD033	● F017C4HD033



@3000K

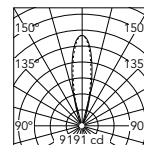
Beam Angle: 16°

h(m)	E(lx)	D(m)
1	13573	0.28
2	3393	0.56
3	1508	0.83
4	848	1.11
5	543	1.39

Optic Medium 25°

Power Led: 26W - LED 2795 lm ≠ OUTPUT 1594 lm - 2200K/CRI 80 / 26W - LED 2898 lm ≠ OUTPUT 1653 lm - 2700K/CRI 80 / 26W - LED 3105 lm ≠ OUTPUT 1771 lm - 3000K/CRI 80 / 26W - LED 3209 lm ≠ OUTPUT 1830 lm - 4000K/CRI 80

2200K	2700K	3000K	4000K
Non Dimmable	Non Dimmable	Non Dimmable	Non Dimmable
● F017C1JA006	● F017C2JA006	● F017C3JA006	● F017C4JA006
● F017C1JA033	● F017C2JA033	● F017C3JA033	● F017C4JA033
1-10V	1-10V	1-10V	1-10V
● F017C1JB006	● F017C2JB006	● F017C3JB006	● F017C4JB006
● F017C1JB033	● F017C2JB033	● F017C3JB033	● F017C4JB033
Dali	Dali	Dali	Dali
● F017C1JD006	● F017C2JD006	● F017C3JD006	● F017C4JD006
● F017C1JD033	● F017C2JD033	● F017C3JD033	● F017C4JD033



@3000K

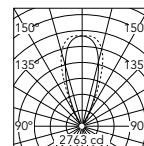
Beam Angle: 25°

h(m)	E(lx)	D(m)
1	9191	0.44
2	2298	0.87
3	1021	1.31
4	574	1.74
5	368	2.18

Optic Flood 39°

Power Led: 26W - LED 2795 lm ≠ OUTPUT 1233 lm - 2200K/CRI 80 / 26W - LED 2898 lm ≠ OUTPUT 1278 lm - 2700K/CRI 80 / 26W - LED 3105 lm ≠ OUTPUT 1370 lm - 3000K/CRI 80 / 26W - LED 3209 lm ≠ OUTPUT 1415 lm - 4000K/CRI 80

2200K	2700K	3000K	4000K
Non Dimmable	Non Dimmable	Non Dimmable	Non Dimmable
● F017C1KA006	● F017C2KA006	● F017C3KA006	● F017C4KA006
● F017C1KA033	● F017C2KA033	● F017C3KA033	● F017C4KA033
1-10V	1-10V	1-10V	1-10V
● F017C1KB006	● F017C2KB006	● F017C3KB006	● F017C4KB006
● F017C1KB033	● F017C2KB033	● F017C3KB033	● F017C4KB033
Dali	Dali	Dali	Dali
● F017C1KD006	● F017C2KD006	● F017C3KD006	● F017C4KD006
● F017C1KD033	● F017C2KD033	● F017C3KD033	● F017C4KD033



@3000K

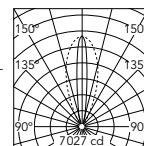
Beam Angle: 39°

h(m)	E(lx)	D(m)
1	2755	0.71
2	689	1.43
3	306	2.14
4	172	2.86
5	110	3.57

Optic Elliptical 13° x 40°

Power Led: 26W - LED 2795 lm ≠ OUTPUT 1229 lm - 2200K/CRI 80 / 26W - LED 2898 lm ≠ OUTPUT 1275 lm - 2700K/CRI 80 / 26W - LED 3105 lm ≠ OUTPUT 1366 lm - 3000K/CRI 80 / 26W - LED 3209 lm ≠ OUTPUT 1411 lm - 4000K/CRI 80

2200K	2700K	3000K	4000K
Non Dimmable	Non Dimmable	Non Dimmable	Non Dimmable
● F017C1LA006	● F017C2LA006	● F017C3LA006	● F017C4LA006
● F017C1LA033	● F017C2LA033	● F017C3LA033	● F017C4LA033
1-10V	1-10V	1-10V	1-10V
● F017C1LB006	● F017C2LB006	● F017C3LB006	● F017C4LB006
● F017C1LB033	● F017C2LB033	● F017C3LB033	● F017C4LB033
Dali	Dali	Dali	Dali
● F017C1LD006	● F017C2LD006	● F017C3LD006	● F017C4LD006
● F017C1LD033	● F017C2LD033	● F017C3LD033	● F017C4LD033



@3000K

Beam Angle: 13°

h(m)	E(lx)	D(m)
1	7027	0.22
2	1757	0.44
3	781	0.67
4	439	0.89
5	281	1.11







Sorgente high power LED inclusa e ottiche arretrate equipaggiate con griglia frangiluce asimmetrica antiabbagliamento. Alimentazione elettrica 220-240V on off e dimmerabile 1-10V e dali.

Cassaforma per l'installazione obbligatoria da ordinare separatamente.

Precablato con connettori rapidi H₂O Stop presa/spina inclusi. ACT (Anti Corrosion Treatment) a richiesta.

High-power LED source included and rear lenses equipped with anti-glare asymmetrical diffuser grille. 1-10V or DALI on-off and dimmable 220-240V power supply. Compulsory installation box to be ordered separately. Pre-wired with H₂O Stop quick connectors, plug/socket included. ACT (Anti-Corrosion Treatment) upon request.

Optic Spot 15°

Power Led: 26W - LED 2795 lm ≠ OUTPUT 715 lm - 2200K/CRI 80 / 26W - LED 2898 lm ≠ OUTPUT 742 lm - 2700K/CRI 80 / 26W - LED 3105 lm ≠ OUTPUT 795 lm - 3000K/CRI 80 / 26W - LED 3209 lm ≠ OUTPUT 821 lm - 4000K/CRI 80

2200K
Non Dimmable

- F017C1QA006
- F017C1QA033

1-10V

- F017C1QB006
- F017C1QB033

Dali

- F017C1QD006
- F017C1QD033

2700K
Non Dimmable

- F017C2QA006
- F017C2QA033

1-10V

- F017C2QB006
- F017C2QB033

Dali

- F017C2QD006
- F017C2QD033

3000K
Non Dimmable

- F017C3QA006
- F017C3QA033

1-10V

- F017C3QB006
- F017C3QB033

Dali

- F017C3QD006
- F017C3QD033

4000K
Non Dimmable

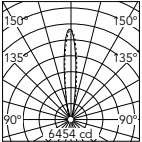

- F017C4QA006
- F017C4QA033

1-10V

- F017C4QB006
- F017C4QB033

Dali

- F017C4QD006
- F017C4QD033



Beam Angle:	15°	
h(m)	E(lx)	D(m)
1	6451	0.25
2	1613	0.51
3	717	0.76
4	403	1.02
5	258	1.27

@3000K

Optic Medium 25°

Power Led: 26W - LED 2795 lm ≠ OUTPUT 757 lm - 2200K/CRI 80 / 26W - LED 2898 lm ≠ OUTPUT 785 lm - 2700K/CRI 80 / 26W - LED 3105 lm ≠ OUTPUT 841 lm - 3000K/CRI 80 / 26W - LED 3209 lm ≠ OUTPUT 869 lm - 4000K/CRI 80

2200K
Non Dimmable

- F017C1RA006
- F017C1RA033

1-10V

- F017C1RB006
- F017C1RB033

Dali

- F017C1RD006
- F017C1RD033

2700K
Non Dimmable

- F017C2RA006
- F017C2RA033

1-10V

- F017C2RB006
- F017C2RB033

Dali

- F017C2RD006
- F017C2RD033

3000K
Non Dimmable

- F017C3RA006
- F017C3RA033

1-10V

- F017C3RB006
- F017C3BB033

Dali

- F017C3RD006
- F017C3RD033

4000K
Non Dimmable

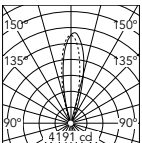

- F017C4RA006
- F017C4RA033

1-10V

- F017C4RB006
- F017C4RB033

Dali

- F017C4RD006
- F017C4RD033



Beam Angle:	25°	
h(m)	E(lx)	D(m)
1	4183	0.45
2	1046	0.89
3	465	1.34
4	261	1.78
5	167	2.23

@3000K

Optic Flood 42°

Power Led: 26W - LED 2795 lm ≠ OUTPUT 606 lm - 2200K/CRI 80 / 26W - LED 2898 lm ≠ OUTPUT 628 lm - 2700K/CRI 80 / 26W - LED 3105 lm ≠ OUTPUT 673 lm - 3000K/CRI 80 / 26W - LED 3209 lm ≠ OUTPUT 696 lm - 4000K/CRI 80

2200K
Non Dimmable

- F017C1SA006
- F017C1SA033

1-10V

- F017C1SB006
- F017C1SB033

Dali

- F017C1SD006
- F017C1SD033

2700K
Non Dimmable

- F017C2SA006
- F017C2SA033

1-10V

- F017C2SB006
- F017C2SB033

Dali

- F017C2SD006
- F017C2SD033

3000K
Non Dimmable

- F017C3SA006
- F017C3SA033

1-10V

- F017C3SB006
- F017C3SB033

Dali

- F017C3SD006
- F017C3SD033

4000K
Non Dimmable

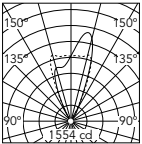

- F017C4SA006
- F017C4SA033

1-10V

- F017C4SB006
- F017C4SB033

Dali

- F017C4SD006
- F017C4SD033



Beam Angle:	42°	
h(m)	E(lx)	D(m)
1	1474	0.76
2	368	1.51
3	164	2.27
4	92	3.03
5	59	3.78

@3000K

Optic Elliptical 12° x 40°

Power Led: 26W - LED 2795 lm ≠ OUTPUT 580 lm - 2200K/CRI 80 / 26W - LED 2898 lm ≠ OUTPUT 602 lm - 2700K/CRI 80 / 26W - LED 3105 lm ≠ OUTPUT 645 lm - 3000K/CRI 80 / 26W - LED 3209 lm ≠ OUTPUT 666 lm - 4000K/CRI 80

2200K
Non Dimmable

- F017C1TA006
- F017C1TA033

1-10V

- F017C1TB006
- F017C1TB033

Dali

- F017C1TD006
- F017C1TD033

2700K
Non Dimmable

- F017C2TA006
- F017C2TA033

1-10V

- F017C2TB006
- F017C2TB033

Dali

- F017C2TD006
- F017C2TD033

3000K
Non Dimmable

- F017C3TA006
- F017C3TA033

1-10V

- F017C3TB006
- F017C3TB033

Dali

- F017C3TD006
- F017C3TD033

4000K
Non Dimmable

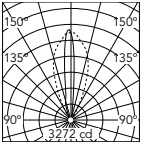

- F017C4TA006
- F017C4TA033

1-10V

- F017C4TB006
- F017C4TB033

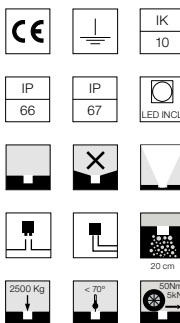
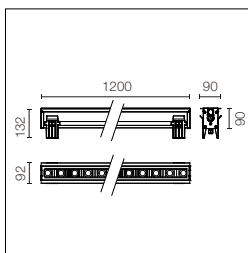
Dali

- F017C4TD006
- F017C4TD033



Beam Angle:	12°	
h(m)	E(lx)	D(m)
1	3271	0.21
2	818	0.42
3	363	0.62
4	204	0.83
5	131	1.04

@3000K



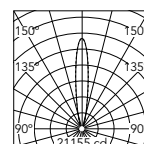
Sorgente high power LED inclusa e ottiche arretrate. Alimentazione elettrica 220-240V on off e dimmerabile 1-10V e dali. Cassaforma per l'installazione obbligatoria da ordinare separatamente. Precabato con connettori rapidi H₂O Stop presa/spina inclusi. ACT (Anti Corrosion Treatment) a richiesta.

High-power LED source included and rear lenses. 1-10V or DALI on-off and dimmable 220-240V power supply. Compulsory installation box to be ordered separately. Pre-wired with H₂O Stop quick connectors, plug/socket included. ACT (Anti-Corrosion Treatment) upon request.

Optic Spot 16°

Power Led: 33,5W - LED 3726 lm ≠ OUTPUT 2736 lm - 2200K/CRI 80 / 33,5W - LED 3864 lm ≠ OUTPUT 2837 lm - 2700K/CRI 80 / 33,5W - LED 4140 lm ≠ OUTPUT 3040 lm - 3000K/CRI 80 / 33,5W - LED 4278 lm ≠ OUTPUT 3141 lm - 4000K/CRI 80

2200K	2700K	3000K	4000K
Non Dimmable	Non Dimmable	Non Dimmable	Non Dimmable
● F017D1AA006	● F017D2AA006	● F017D3AA006	● F017D4AA006
● F017D1AA033	● F017D2AA033	● F017D3AA033	● F017D4AA033
1-10V	1-10V	1-10V	1-10V
● F017D1AB006	● F017D2AB006	● F017D3AB006	● F017D4AB006
● F017D1AB033	● F017D2AB033	● F017D3AB033	● F017D4AB033
Dali	Dali	Dali	Dali
● F017D1AD006	● F017D2AD006	● F017D3AD006	● F017D4AD006
● F017D1AD033	● F017D2AD033	● F017D3AD033	● F017D4AD033



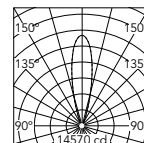
@3000K

Beam Angle:	16°	
h(m)	E(lx)	D(m)
1	21155	0.27
2	5289	0.55
3	2351	0.82
4	1322	1.09
5	846	1.37

Optic Medium 25°

Power Led: 33,5W - LED 3726 lm ≠ OUTPUT 2945 lm - 2200K/CRI 80 / 33,5W - LED 3864 lm ≠ OUTPUT 3054 lm - 2700K/CRI 80 / 33,5W - LED 4140 lm ≠ OUTPUT 3272 lm - 3000K/CRI 80 / 33,5W - LED 4278 lm ≠ OUTPUT 3381 lm - 4000K/CRI 80

2200K	2700K	3000K	4000K
Non Dimmable	Non Dimmable	Non Dimmable	Non Dimmable
● F017D1BA006	● F017D2BA006	● F017D3BA006	● F017D4BA006
● F017D1BA033	● F017D2BA033	● F017D3BA033	● F017D4BA033
1-10V	1-10V	1-10V	1-10V
● F017D1BB006	● F017D2BB006	● F017D3BB006	● F017D4BB006
● F017D1BB033	● F017D2BB033	● F017D3BB033	● F017D4BB033
Dali	Dali	Dali	Dali
● F017D1BD006	● F017D2BD006	● F017D3BD006	● F017D4BD006
● F017D1BD033	● F017D2BD033	● F017D3BD033	● F017D4BD033



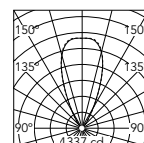
@3000K

Beam Angle:	25°	
h(m)	E(lx)	D(m)
1	14570	0.44
2	3643	0.88
3	1619	1.32
4	911	1.76
5	583	2.20

Optic Flood 46°

Power Led: 33,5W - LED 3726 lm ≠ OUTPUT 2565 lm - 2200K/CRI 80 / 33,5W - LED 3864 lm ≠ OUTPUT 2660 lm - 2700K/CRI 80 / 33,5W - LED 4140 lm ≠ OUTPUT 2850 lm - 3000K/CRI 80 / 33,5W - LED 4278 lm ≠ OUTPUT 2945 lm - 4000K/CRI 80

2200K	2700K	3000K	4000K
Non Dimmable	Non Dimmable	Non Dimmable	Non Dimmable
● F017D1CA006	● F017D2CA006	● F017D3CA006	● F017D4CA006
● F017D1CA033	● F017D2CA033	● F017D3CA033	● F017D4CA033
1-10V	1-10V	1-10V	1-10V
● F017D1CB006	● F017D2CB006	● F017D3CB006	● F017D4CB006
● F017D1CB033	● F017D2CB033	● F017D3CB033	● F017D4CB033
Dali	Dali	Dali	Dali
● F017D1CD006	● F017D2CD006	● F017D3CD006	● F017D4CD006
● F017D1CD033	● F017D2CD033	● F017D3CD033	● F017D4CD033



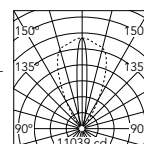
@3000K

Beam Angle:	46°	
h(m)	E(lx)	D(m)
1	4316	0.85
2	1079	1.71
3	480	2.56
4	270	3.42
5	173	4.27

Optic Elliptical 12° x 50°

Power Led: 33,5W - LED 3726 lm ≠ OUTPUT 2572 lm - 2200K/CRI 80 / 33,5W - LED 3864 lm ≠ OUTPUT 2668 lm - 2700K/CRI 80 / 33,5W - LED 4140 lm ≠ OUTPUT 2858 lm - 3000K/CRI 80 / 33,5W - LED 4278 lm ≠ OUTPUT 2953 lm - 4000K/CRI 80

2200K	2700K	3000K	4000K
Non Dimmable	Non Dimmable	Non Dimmable	Non Dimmable
● F017D1DA006	● F017D2DA006	● F017D3DA006	● F017D4DA006
● F017D1DA033	● F017D2DA033	● F017D3DA033	● F017D4DA033
1-10V	1-10V	1-10V	1-10V
● F017D1DB006	● F017D2DB006	● F017D3DB006	● F017D4DB006
● F017D1DB033	● F017D2DB033	● F017D3DB033	● F017D4DB033
Dali	Dali	Dali	Dali
● F017D1DD006	● F017D2DD006	● F017D3DD006	● F017D4DD006
● F017D1DD033	● F017D2DD033	● F017D3DD033	● F017D4DD033



@3000K

Beam Angle:	12°	
h(m)	E(lx)	D(m)
1	11037	0.22
2	2759	0.44
3	1226	0.66
4	690	0.87
5	441	1.09





Sorgente high power LED inclusa e ottiche arretrate equipaggiate con griglia frangiluce antiabbagliamento. Alimentazione elettrica 220-240V on off e dimmerabile 1-10V e dali.

Cassaforma per l'installazione obbligatoria da ordinare separatamente.

Precabato con connettori rapidi H₂O Stop presa/spina inclusi. ACT (Anti Corrosion Treatment) a richiesta.

High-power LED source included and rear lenses equipped with anti-glare diffuser grille. 1-10V or DALI on-off and dimmable 220-240V power supply.

Compulsory installation box to be ordered separately.

Pre-wired with H₂O Stop quick connectors, plug/socket included. ACT (Anti-Corrosion Treatment) upon request.

Optic Spot 16°

Power Led: 33,5W - LED 3726 lm ≠ OUTPUT 2006 lm - 2200K/CRI 80 / 33,5W - LED 3864 lm ≠ OUTPUT 2080 lm - 2700K/CRI 80 / 33,5W - LED 4140 lm ≠ OUTPUT 2229 lm - 3000K/CRI 80 / 33,5W - LED 4278 lm ≠ OUTPUT 2303 lm - 4000K/CRI 80

2200K

Non Dimmable

- F017D1HA006
- F017D1HA033
- 1-10V
- F017D1HB006
- F017D1HB033
- Dali
- F017D1HD006
- F017D1HD033

2700K

Non Dimmable

- F017D2HA006
- F017D2HA033
- 1-10V
- F017D2HB006
- F017D2HB033
- Dali
- F017D2HD006
- F017D2HD033

3000K

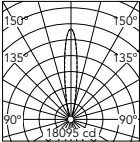

Non Dimmable

- F017D3HA006
- F017D3HA033
- 1-10V
- F017D3HB006
- F017D3HB033
- Dali
- F017D3HD006
- F017D3HD033

4000K

Non Dimmable

- F017D4HA006
- F017D4HA033
- 1-10V
- F017D4HB006
- F017D4HB033
- Dali
- F017D4HD006
- F017D4HD033



Beam Angle: 16°

h(m)	E(lx)	D(m)
1	18095	0.28
2	4524	0.56
3	2011	0.83
4	1131	1.11
5	724	1.39

@3000K

Optic Medium 25°

Power Led: 33,5W - LED 3726 lm ≠ OUTPUT 2125 lm - 2200K/CRI 80 / 33,5W - LED 3864 lm ≠ OUTPUT 2203 lm - 2700K/CRI 80 / 33,5W - LED 4140 lm ≠ OUTPUT 2361 lm - 3000K/CRI 80 / 33,5W - LED 4278 lm ≠ OUTPUT 2439 lm - 4000K/CRI 80

2200K

Non Dimmable

- F017D1JA006
- F017D1JA033
- 1-10V
- F017D1JB006
- F017D1JB033
- Dali
- F017C1JD006
- F017C1JD033

2700K

Non Dimmable

- F017D2JA006
- F017D2JA033
- 1-10V
- F017D2JB006
- F017D2JB033
- Dali
- F017D2JD006
- F017D2JD033

3000K

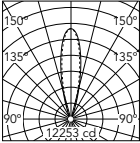

Non Dimmable

- F017D3JA006
- F017D3JA033
- 1-10V
- F017D3JB006
- F017D3JB033
- Dali
- F017D3JD006
- F017D3JD033

4000K

Non Dimmable

- F017D4JA006
- F017D4JA033
- 1-10V
- F017D4JB006
- F017D4JB033
- Dali
- F017D4JD006
- F017D4JD033



Beam Angle: 25°

h(m)	E(lx)	D(m)
1	12253	0.44
2	3063	0.87
3	1361	1.31
4	766	1.74
5	490	2.18

@3000K

Optic Flood 39°

Power Led: 33,5W - LED 3726 lm ≠ OUTPUT 1643 lm - 2200K/CRI 80 / 33,5W - LED 3864 lm ≠ OUTPUT 1704 lm - 2700K/CRI 80 / 33,5W - LED 4140 lm ≠ OUTPUT 1826 lm - 3000K/CRI 80 / 33,5W - LED 4278 lm ≠ OUTPUT 1887 lm - 4000K/CRI 80

2200K

Non Dimmable

- F017D1KA006
- F017D1KA033
- 1-10V
- F017D1KB006
- F017D1KB033
- Dali
- F017D1KD006
- F017D1KD033

2700K

Non Dimmable

- F017D2KA006
- F017D2KA033
- 1-10V
- F017D2KB006
- F017D2KB033
- Dali
- F017D2KD006
- F017D2KD033

3000K

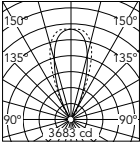

Non Dimmable

- F017D3KA006
- F017D3KA033
- 1-10V
- F017D3KB006
- F017D3KB033
- Dali
- F017D3KD006
- F017D3KD033

4000K

Non Dimmable

- F017D4KA006
- F017D4KA033
- 1-10V
- F017D4KB006
- F017D4KB033
- Dali
- F017D4KD006
- F017D4KD033



Beam Angle: 39°

h(m)	E(lx)	D(m)
1	3672	0.71
2	918	1.43
3	408	2.14
4	230	2.86
5	147	3.57

@3000K

Optic Elliptical 13° x 40°

Power Led: 33,5W - LED 3726 lm ≠ OUTPUT 1639 lm - 2200K/CRI 80 / 33,5W - LED 3864 lm ≠ OUTPUT 1700 lm - 2700K/CRI 80 / 33,5W - LED 4140 lm ≠ OUTPUT 1821 lm - 3000K/CRI 80 / 33,5W - LED 4278 lm ≠ OUTPUT 1882 lm - 4000K/CRI 80

2200K

Non Dimmable

- F017D1LA006
- F017D1LA033
- 1-10V
- F017D1LB006
- F017D1LB033
- Dali
- F017D1LD006
- F017D1LD033

2700K

Non Dimmable

- F017D2LA006
- F017D2LA033
- 1-10V
- F017D2LB006
- F017D2LB033
- Dali
- F017D2LD006
- F017D2LD033

3000K

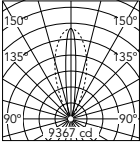

Non Dimmable

- F017D3LA006
- F017D3LA033
- 1-10V
- F017D3LB006
- F017D3LB033
- Dali
- F017D3LD006
- F017D3LD033

4000K

Non Dimmable

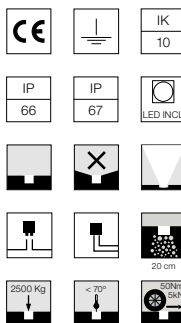
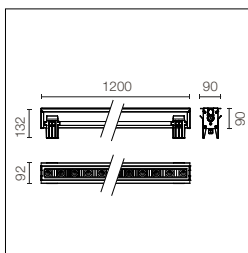
- F017D4LA006
- F017D4LA033
- 1-10V
- F017D4LB006
- F017D4LB033
- Dali
- F017D4LD006
- F017D4LD033



Beam Angle: 13°

h(m)	E(lx)	D(m)
1	9367	0.22
2	2342	0.44
3	1041	0.67
4	585	0.89
5	375	1.11

@3000K



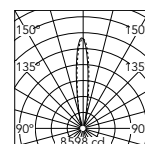
Sorgente high power LED inclusa e ottiche arretrate equipaggiate con griglia frangiluce asimmetrica antiabbagliamento. Alimentazione elettrica 220-240V on off e dimmerabile 1-10V e dali.
Cassaforma per l'installazione obbligatoria da ordinare separatamente.
Precablato con connettori rapidi H₂O Stop presa/spina inclusi.
ACT (Anti Corrosion Treatment) a richiesta.

High-power LED source included and rear lenses equipped with anti-glare asymmetrical diffuser grille. 1-10V or DALI on-off and dimmable 220-240V power supply.
Compulsory installation box to be ordered separately.
Pre-wired with H₂O Stop quick connectors, plug/socket included.
ACT (Anti-Corrosion Treatment) upon request.

Optic Spot 15°

Power Led: 33,5W - LED 3726 lm ≠ OUTPUT 954 lm - 2200K/CRI 80 / 33,5W - LED 3864 lm ≠ OUTPUT 989 lm - 2700K/CRI 80 / 33,5W - LED 4140 lm ≠ OUTPUT 1059 lm - 3000K/CRI 80 / 33,5W - LED 4278 lm ≠ OUTPUT 1095 lm - 4000K/CRI 80

2200K	2700K	3000K	4000K
Non Dimmable	Non Dimmable	Non Dimmable	Non Dimmable
● F017D1QA006	● F017D2QA006	● F017D3QA006	● F017D4QA006
● F017D1QA033	● F017D2QA033	● F017D3QA033	● F017D4QA033
1-10V	1-10V	1-10V	1-10V
● F017D1QB006	● F017D2QB006	● F017D3QB006	● F017D4QB006
● F017D1QB033	● F017D2QB033	● F017D3QB033	● F017D4QB033
Dali	Dali	Dali	Dali
● F017D1QD006	● F017D2QD006	● F017D3QD006	● F017D4QD006
● F017D1QD033	● F017D2QD033	● F017D3QD033	● F017D4QD033



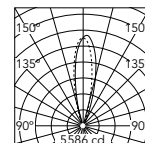
Beam Angle: 15°	h(m)	E(lx)	D(m)
1	8593	0.25	
2	2148	0.51	
3	955	0.76	
4	537	1.02	
5	344	1.27	

@3000K

Optic Medium 25°

Power Led: 33,5W - LED 3726 lm ≠ OUTPUT 1009 lm - 2200K/CRI 80 / 33,5W - LED 3864 lm ≠ OUTPUT 1046 lm - 2700K/CRI 80 / 33,5W - LED 4140 lm ≠ OUTPUT 1121 lm - 3000K/CRI 80 / 33,5W - LED 4278 lm ≠ OUTPUT 1158 lm - 4000K/CRI 80

2200K	2700K	3000K	4000K
Non Dimmable	Non Dimmable	Non Dimmable	Non Dimmable
● F017D1RA006	● F017D2RA006	● F017D3RA006	● F017D4RA006
● F017D1RA033	● F017D2RA033	● F017D3RA033	● F017D4RA033
1-10V	1-10V	1-10V	1-10V
● F017D1RB006	● F017D2RB006	● F017D3RB006	● F017D4RB006
● F017D1RB033	● F017D2RB033	● F017D3RB033	● F017D4RB033
Dali	Dali	Dali	Dali
● F017D1RD006	● F017D2RD006	● F017D3RD006	● F017D4RD006
● F017D1RD033	● F017D2RD033	● F017D3RD033	● F017D4RD033



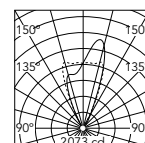
Beam Angle: 25°	h(m)	E(lx)	D(m)
1	5576	0.45	
2	1394	0.89	
3	620	1.34	
4	349	1.78	
5	223	2.23	

@3000K

Optic Flood 42°

Power Led: 33,5W - LED 3726 lm ≠ OUTPUT 808 lm - 2200K/CRI 80 / 33,5W - LED 3864 lm ≠ OUTPUT 838 lm - 2700K/CRI 80 / 33,5W - LED 4140 lm ≠ OUTPUT 898 lm - 3000K/CRI 80 / 33,5W - LED 4278 lm ≠ OUTPUT 928 lm - 4000K/CRI 80

2200K	2700K	3000K	4000K
Non Dimmable	Non Dimmable	Non Dimmable	Non Dimmable
● F017D1SA006	● F017D2SA006	● F017D3SA006	● F017D4SA006
● F017D1SA033	● F017D2SA033	● F017D3SA033	● F017D4SA033
1-10V	1-10V	1-10V	1-10V
● F017D1SB006	● F017D2SB006	● F017D3SB006	● F017D4SB006
● F017D1SB033	● F017D2SB033	● F017D3SB033	● F017D4SB033
Dali	Dali	Dali	Dali
● F017D1SD006	● F017D2SD006	● F017D3SD006	● F017D4SD006
● F017D1SD033	● F017D2SD033	● F017D3SD033	● F017D4SD033



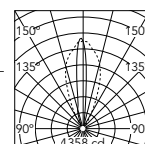
Beam Angle: 42°	h(m)	E(lx)	D(m)
1	1967	0.76	
2	492	1.51	
3	219	2.27	
4	123	3.03	
5	79	3.78	

@3000K

Optic Elliptical 12° x 40°

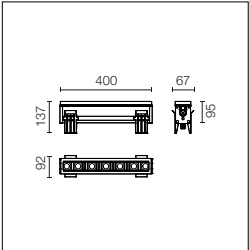

Power Led: 33,5W - LED 3726 lm ≠ OUTPUT 773 lm - 2200K/CRI 80 / 33,5W - LED 3864 lm ≠ OUTPUT 802 lm - 2700K/CRI 80 / 33,5W - LED 4140 lm ≠ OUTPUT 859 lm - 3000K/CRI 80 / 33,5W - LED 4278 lm ≠ OUTPUT 888 lm - 4000K/CRI 80
















2200K	2700K	3000K	4000K
Non Dimmable	Non Dimmable	Non Dimmable	Non Dimmable
● F017D1TA006	● F017D2TA006	● F017D3TA006	● F017D4TA006
● F017D1TA033	● F017D2TA033	● F017D3TA033	● F017D4TA033
1-10V	1-10V	1-10V	1-10V
● F017D1TB006	● F017D2TB006	● F017D3TB006	● F017D4TB006
● F017D1TB033	● F017D2TB033	● F017D3TB033	● F017D4TB033
Dali	Dali	Dali	Dali
● F017D1TD006	● F017D2TD006	● F017D3TD006	● F017D4TD006
● F017D1TD033	● F017D2TD033	● F017D3TD033	● F017D4TD033



Beam Angle: 12°	h(m)	E(lx)	D(m)
1	4356	0.21	
2	1089	0.42	
3	484	0.62	
4	272	0.83	
5	174	1.04	

@3000K





Sorgente high power LED inclusa e ottiche arretrate. Alimentazione elettrica 220-240V on off e dimmerabile 1-10V e dali.

Cassaforma per l'installazione obbligatoria da ordinare separatamente.

Precablato con connettori rapidi H₂O Stop presa/spina inclusi.

ACT (Anti Corrosion Treatment) a richiesta.

High-power LED source included and rear lenses. 1-10V or DALI on-off and dimmable 220-240V power supply.

Compulsory installation box to be ordered separately.

Pre-wired with H₂O Stop quick connectors, plug/socket included.

ACT (Anti-Corrosion Treatment) upon request.

Optic Spot 16°

Power Led: 12,5W - LED 1304 lm ≠ OUTPUT 958 lm - 2200K/CRI 80 / 12,5W - LED 1352 lm ≠ OUTPUT 993 lm - 2700K/CRI 80 / 12,5W - LED 1449 lm ≠ OUTPUT 1064 lm - 3000K/CRI 80 / 12,5W - LED 1497 lm ≠ OUTPUT 1100 lm - 4000K/CRI 80

2200K
Non Dimmable

- F017J1AA006
- F017J1AA033

1-10V

- F017J1AB006
- F017J1AB033

Dali

- F017J1AD006
- F017J1AD033

2700K
Non Dimmable

- F017J2AA006
- F017J2AA033

1-10V

- F017J2AB006
- F017J2AB033

Dali

- F017J2AD006
- F017J2AD033

3000K
Non Dimmable

- F017J3AA006
- F017J3AA033

1-10V

- F017J3AB006
- F017J3AB033

Dali

- F017J3AD006
- F017J3AD033

4000K
Non Dimmable

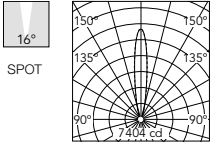
- F017J4AA006
- F017J4AA033

1-10V

- F017J4AB006
- F017J4AB033

Dali

- F017J4AD006
- F017J4AD033



Beam Angle: 16°			
h(m)	E(lx)	D(m)	
1	7404	0.27	
2	1851	0.55	
3	823	0.82	
4	463	1.09	
5	296	1.37	

@3000K

Optic Medium 25°

Power Led: 12,5W - LED 1304 lm ≠ OUTPUT 1031 lm - 2200K/CRI 80 / 12,5W - LED 1352 lm ≠ OUTPUT 1069 lm - 2700K/CRI 80 / 12,5W - LED 1449 lm ≠ OUTPUT 1146 lm - 3000K/CRI 80 / 12,5W - LED 1497 lm ≠ OUTPUT 1184 lm - 4000K/CRI 80

2200K
Non Dimmable

- F017J1BA006
- F017J1BA033

1-10V

- F017J1BB006
- F017J1BB033

Dali

- F017J1BD006
- F017J1BD033

2700K
Non Dimmable

- F017J2BA006
- F017J2BA033

1-10V

- F017J2BB006
- F017J2BB033

Dali

- F017J2BD006
- F017J2BD033

3000K
Non Dimmable

- F017J3BA006
- F017J3BA033

1-10V

- F017J3BB006
- F017J3BB033

Dali

- F017J3BD006
- F017J3BD033

4000K
Non Dimmable

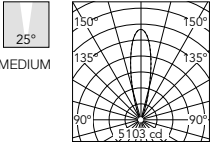
- F017J4BA006
- F017J4BA033

1-10V

- F017J4BB006
- F017J4BB033

Dali

- F017J4BD006
- F017J4BD033



Beam Angle: 25°			
h(m)	E(lx)	D(m)	
1	5103	0.44	
2	1276	0.88	
3	567	1.32	
4	319	1.76	
5	204	2.20	

@3000K

Optic Flood 46°

Power Led: 12,5W - LED 1304 lm ≠ OUTPUT 898 lm - 2200K/CRI 80 / 12,5W - LED 1352 lm ≠ OUTPUT 931 lm - 2700K/CRI 80 / 12,5W - LED 1449 lm ≠ OUTPUT 998 lm - 3000K/CRI 80 / 12,5W - LED 1497 lm ≠ OUTPUT 1031 lm - 4000K/CRI 80

2200K
Non Dimmable

- F017J1CA006
- F017J1CA033

1-10V

- F017J1CB006
- F017J1CB033

Dali

- F017J1CD006
- F017J1CD033

2700K
Non Dimmable

- F017J2CA006
- F017J2CA033

1-10V

- F017J2CB006
- F017J2CB033

Dali

- F017J2CD006
- F017J2CD033

3000K
Non Dimmable

- F017J3CA006
- F017J3CA033

1-10V

- F017J3CB006
- F017J3CB033

Dali

- F017J3CD006
- F017J3CD033

4000K
Non Dimmable

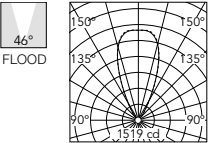
- F017J4CA006
- F017J4CA033

1-10V

- F017J4CB006
- F017J4CB033

Dali

- F017J4CD006
- F017J4CD033



Beam Angle: 46°			
h(m)	E(lx)	D(m)	
1	1511	0.85	
2	378	1.71	
3	168	2.56	
4	94	3.42	
5	60	4.27	

@3000K

Optic Elliptical 12° x 50°

Power Led: 12,5W - LED 1304 lm ≠ OUTPUT 901 lm - 2200K/CRI 80 / 12,5W - LED 1352 lm ≠ OUTPUT 934 lm - 2700K/CRI 80 / 12,5W - LED 1449 lm ≠ OUTPUT 1001 lm - 3000K/CRI 80 / 12,5W - LED 1497 lm ≠ OUTPUT 1034 lm - 4000K/CRI 80

2200K
Non Dimmable

- F017J1DA006
- F017J1DA033

1-10V

- F017J1DB006
- F017J1DB033

Dali

- F017J1DD006
- F017J1DD033

2700K
Non Dimmable

- F017J2DA006
- F017J2DA033

1-10V

- F017J2DB006
- F017J2DB033

Dali

- F017J2DD006
- F017J2DD033

3000K
Non Dimmable

- F017J3DA006
- F017J3DA033

1-10V

- F017J3DB006
- F017J3DB033

Dali

- F017J3DD006
- F017J3DD033

4000K
Non Dimmable

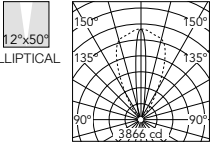
- F017J4DA006
- F017J4DA033

1-10V

- F017J4DB006
- F017J4DB033

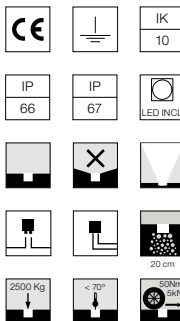
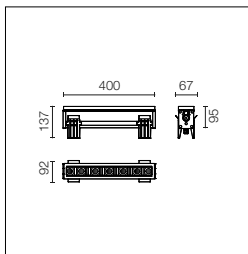
Dali

- F017J4DD006
- F017J4DD033



Beam Angle: 12°			
h(m)	E(lx)	D(m)	
1	3866	0.22	
2	966	0.44	
3	430	0.66	
4	242	0.87	
5	155	1.09	

@3000K



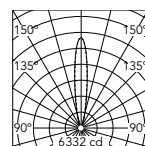
Sorgente high power LED inclusa e ottiche arretrate equipaggiate con griglia frangiluce antiabbagliamento. Alimentazione elettrica 220-240V on off e dimmerabile 1-10V e dali.
Cassaforma per l'installazione obbligatoria da ordinare separatamente.
Precabato con connettori rapidi H₂O Stop presa/spina inclusi.
ACT (Anti Corrosion Treatment) a richiesta.

High-power LED source included and rear lenses equipped with anti-glare diffuser grille. 1-10V or DALI on-off and dimmable 220-240V power supply.
Compulsory installation box to be ordered separately.
Pre-wired with H₂O Stop quick connectors, plug/socket included.
ACT (Anti-Corrosion Treatment) upon request.

Optic Spot 16°

Power Led: 12,5W - LED 1304 lm ≠ OUTPUT 702 lm - 2200K/CRI 80 / 12,5W - LED 1352 lm ≠ OUTPUT 728 lm - 2700K/CRI 80 / 12,5W - LED 1449 lm ≠ OUTPUT 780 lm - 3000K/CRI 80 / 12,5W - LED 1497 lm ≠ OUTPUT 806 lm - 4000K/CRI 80

2200K	2700K	3000K	4000K
Non Dimmable	Non Dimmable	Non Dimmable	Non Dimmable
● F017J1HA006	● F017J2HA006	● F017J3HA006	● F017J4HA006
● F017J1HA033	● F017J2HA033	● F017J3HA033	● F017J4HA033
1-10V	1-10V	1-10V	1-10V
● F017J1HB006	● F017J2HB006	● F017J3HB006	● F017J4HB006
● F017J1HB033	● F017J2HB033	● F017J3HB033	● F017J4HB033
Dali	Dali	Dali	Dali
● F017J1HD006	● F017J2HD006	● F017J3HD006	● F017J4HD006
● F017J1HD033	● F017J2HD033	● F017J3HD033	● F017J4HD033



@3000K

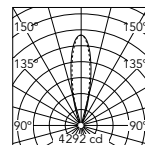
Beam Angle: 16°

h(m)	E(lx)	D(m)
1	6332	0.28
2	1583	0.56
3	704	0.83
4	396	1.11
5	253	1.39

Optic Medium 25°

Power Led: 12,5W - LED 1304 lm ≠ OUTPUT 744 lm - 2200K/CRI 80 / 12,5W - LED 1352 lm ≠ OUTPUT 772 lm - 2700K/CRI 80 / 12,5W - LED 1449 lm ≠ OUTPUT 827 lm - 3000K/CRI 80 / 12,5W - LED 1497 lm ≠ OUTPUT 854 lm - 4000K/CRI 80

2200K	2700K	3000K	4000K
Non Dimmable	Non Dimmable	Non Dimmable	Non Dimmable
● F017J1JA006	● F017J2JA006	● F017J3JA006	● F017J4JA006
● F017J1JA033	● F017J2JA033	● F017J3JA033	● F017J4JA033
1-10V	1-10V	1-10V	1-10V
● F017J1JB006	● F017J2JB006	● F017J3JB006	● F017J4JB006
● F017J1JB033	● F017J2JB033	● F017J3JB033	● F017J4JB033
Dali	Dali	Dali	Dali
● F017J1JD006	● F017J2JD006	● F017J3JD006	● F017J4JD006
● F017J1JD033	● F017J2JD033	● F017J3JD033	● F017J4JD033



@3000K

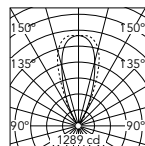
Beam Angle: 25°

h(m)	E(lx)	D(m)
1	4292	0.44
2	1073	0.87
3	477	1.31
4	268	1.74
5	172	2.18

Optic Flood 39°

Power Led: 12,5W - LED 1304 lm ≠ OUTPUT 576 lm - 2200K/CRI 80 / 12,5W - LED 1352 lm ≠ OUTPUT 597 lm - 2700K/CRI 80 / 12,5W - LED 1449 lm ≠ OUTPUT 639 lm - 3000K/CRI 80 / 12,5W - LED 1497 lm ≠ OUTPUT 661 lm - 4000K/CRI 80

2200K	2700K	3000K	4000K
Non Dimmable	Non Dimmable	Non Dimmable	Non Dimmable
● F017J1KA006	● F017J2KA006	● F017J3KA006	● F017J4KA006
● F017J1KA033	● F017J2KA033	● F017J3KA033	● F017J4KA033
1-10V	1-10V	1-10V	1-10V
● F017J1KB006	● F017J2KB006	● F017J3KB006	● F017J4KB006
● F017J1KB033	● F017J2KB033	● F017J3KB033	● F017J4KB033
Dali	Dali	Dali	Dali
● F017J1KD006	● F017J2KD006	● F017J3KD006	● F017J4KD006
● F017J1KD033	● F017J2KD033	● F017J3KD033	● F017J4KD033



@3000K

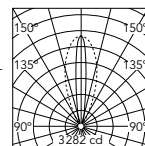
Beam Angle: 39°

h(m)	E(lx)	D(m)
1	1285	0.71
2	321	1.43
3	143	2.14
4	80	2.86
5	51	3.57

Optic Elliptical 13° x 40°

Power Led: 12,5W - LED 1304 lm ≠ OUTPUT 574 lm - 2200K/CRI 80 / 12,5W - LED 1352 lm ≠ OUTPUT 595 lm - 2700K/CRI 80 / 12,5W - LED 1449 lm ≠ OUTPUT 638 lm - 3000K/CRI 80 / 12,5W - LED 1497 lm ≠ OUTPUT 659 lm - 4000K/CRI 80

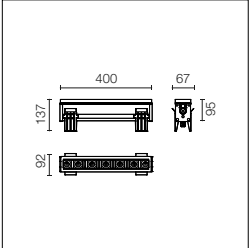

2200K	2700K	3000K	4000K
Non Dimmable	Non Dimmable	Non Dimmable	Non Dimmable
● F017J1LA006	● F017J2LA006	● F017J3LA006	● F017J4LA006
● F017J1LA033	● F017J2LA033	● F017J3LA033	● F017J4LA033
1-10V	1-10V	1-10V	1-10V
● F017J1LB006	● F017J2LB006	● F017J3LB006	● F017J4LB006
● F017J1LB033	● F017J2LB033	● F017J3LB033	● F017J4LB033
Dali	Dali	Dali	Dali
● F017J1LD006	● F017J2LD006	● F017J3LD006	● F017J4LD006
● F017J1LD033	● F017J2LD033	● F017J3LD033	● F017J4LD033


















@3000K

Beam Angle: 13°

h(m)	E(lx)	D(m)
1	3282	0.22
2	820	0.44
3	365	0.67
4	205	0.89
5	131	1.11





Sorgente high power LED inclusa e ottiche arretrate equipaggiate con griglia frangiluce asimmetrica antiabbagliamento. Alimentazione elettrica 220-240V on off e dimmerabile 1-10V e dali.

Cassaforma per l'installazione obbligatoria da ordinare separatamente.

Precabato con connettori rapidi H₂O Stop presa/spina inclusi. ACT (Anti Corrosion Treatment) a richiesta.

High-power LED source included and rear lenses equipped with anti-glare asymmetrical diffuser grille. 1-10V or DALI on-off and dimmable 220-240V power supply.

Compulsory installation box to be ordered separately.

Pre-wired with H₂O Stop quick connectors, plug/socket included. ACT (Anti-Corrosion Treatment) upon request.

Optic Spot 15°

Power Led: 12,5W - LED 1304 lm ≠ OUTPUT 334 lm - 2200K/CRI 80 / 12,5W - LED 1352 lm ≠ OUTPUT 346 lm - 2700K/CRI 80 / 12,5W - LED 1449 lm ≠ OUTPUT 371 lm - 3000K/CRI 80 / 12,5W - LED 1497 lm ≠ OUTPUT 383 lm - 4000K/CRI 80

2200K
Non Dimmable

- F017J1QA006
- F017J1QA033

1-10V

- F017J1QB006
- F017J1QB033

Dali

- F017J1QD006
- F017J1QD033

2700K
Non Dimmable

- F017J2QA006
- F017J2QA033

1-10V

- F017J2QB006
- F017J2QB033

Dali

- F017J2QD006
- F017J2QD033

3000K
Non Dimmable

- F017J3QA006
- F017J3QA033

1-10V

- F017J3QB006
- F017J3QB033

Dali

- F017J3QD006
- F017J3QD033

4000K
Non Dimmable


- F017J4QA006
- F017J4QA033

1-10V

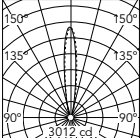
- F017J4QB006
- F017J4QB033

Dali

- F017J4QD006
- F017J4QD033



SPOT



@3000K

Beam Angle:	15°	
h(m)	E(lx)	D(m)
1	3010	0.25
2	753	0.51
3	334	0.76
4	188	1.02
5	120	1.27

Optic Medium 25°

Power Led: 12,5W - LED 1304 lm ≠ OUTPUT 353 lm - 2200K/CRI 80 / 12,5W - LED 1352 lm ≠ OUTPUT 367 lm - 2700K/CRI 80 / 12,5W - LED 1449 lm ≠ OUTPUT 393 lm - 3000K/CRI 80 / 12,5W - LED 1497 lm ≠ OUTPUT 406 lm - 4000K/CRI 80

2200K
Non Dimmable

- F017J1RA006
- F017J1RA033

1-10V

- F017J1RB006
- F017J1RB033

Dali

- F017J1RD006
- F017J1RD033

2700K
Non Dimmable

- F017J2RA006
- F017J2RA033

1-10V

- F017J2RB006
- F017J2RB033

Dali

- F017J2RD006
- F017J2RD033

3000K
Non Dimmable

- F017J3RA006
- F017J3RA033

1-10V

- F017J3RB006
- F017J3RB033

Dali

- F017J3RD006
- F017J3RD033

4000K
Non Dimmable


- F017J4RA006
- F017J4RA033

1-10V

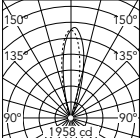
- F017J4RB006
- F017J4RB033

Dali

- F017J4RD006
- F017J4RD033



MEDIUM



@3000K

Beam Angle:	25°	
h(m)	E(lx)	D(m)
1	1955	0.45
2	489	0.89
3	217	1.34
4	122	1.78
5	78	2.23

Optic Flood 42°

Power Led: 12,5W - LED 1304 lm ≠ OUTPUT 283 lm - 2200K/CRI 80 / 12,5W - LED 1352 lm ≠ OUTPUT 294 lm - 2700K/CRI 80 / 12,5W - LED 1449 lm ≠ OUTPUT 314 lm - 3000K/CRI 80 / 12,5W - LED 1497 lm ≠ OUTPUT 325 lm - 4000K/CRI 80

2200K
Non Dimmable

- F017J1SA006
- F017J1SA033

1-10V

- F017J1SB006
- F017J1SB033

Dali

- F017J1SD006
- F017J1SD033

2700K
Non Dimmable

- F017J2SA006
- F017J2SA033

1-10V

- F017J2SB006
- F017J2SB033

Dali

- F017J2SD006
- F017J2SD033

3000K
Non Dimmable

- F017J3SA006
- F017J3SA033

1-10V

- F017J3SB006
- F017J3SB033

Dali

- F017J3SD006
- F017J3SD033

4000K
Non Dimmable


- F017J4SA006
- F017J4SA033

1-10V

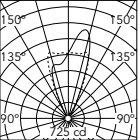
- F017J4SB006
- F017J4SB033

Dali

- F017J4SD006
- F017J4SD033



FLOOD



@3000K

Beam Angle:	42°	
h(m)	E(lx)	D(m)
1	688	0.76
2	172	1.51
3	76	2.27
4	43	3.03
5	28	3.78

Optic Elliptical 12° x 40°

Power Led: 12,5W - LED 1304 lm ≠ OUTPUT 271 lm - 2200K/CRI 80 / 12,5W - LED 1352 lm ≠ OUTPUT 281 lm - 2700K/CRI 80 / 12,5W - LED 1449 lm ≠ OUTPUT 301 lm - 3000K/CRI 80 / 12,5W - LED 1497 lm ≠ OUTPUT 311 lm - 4000K/CRI 80

2200K
Non Dimmable

- F017J1TA006
- F017J1TA033

1-10V

- F017J1TB006
- F017J1TB033

Dali

- F017J1TD006
- F017J1TD033

2700K
Non Dimmable

- F017J2TA006
- F017J2TA033

1-10V

- F017J2TB006
- F017J2TB033

Dali

- F017J2TD006
- F017J2TD033

3000K
Non Dimmable

- F017J3TA006
- F017J3TA033

1-10V

- F017J3TB006
- F017J3TB033

Dali

- F017J3TD006
- F017J3TD033

4000K
Non Dimmable


- F017J4TA006
- F017J4TA033

1-10V

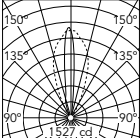
- F017J4TB006
- F017J4TB033

Dali

- F017J4TD006
- F017J4TD033

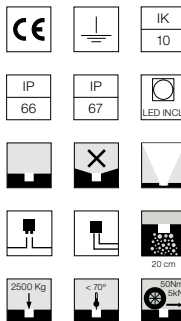
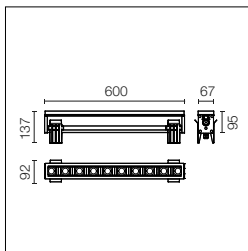


ELLIPTICAL



@3000K

Beam Angle:	12°	
h(m)	E(lx)	D(m)
1	1526	0.21
2	382	0.42
3	170	0.62
4	95	0.83
5	61	1.04



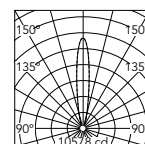
Sorgente high power LED inclusa e ottiche arretrate. Alimentazione elettrica 220-240V on off e dimmerabile 1-10V e dali.
Cassaforma per l'installazione obbligatoria da ordinare separatamente.
Precabfato con connettori rapidi H₂O Stop presa/spina inclusi.
ACT (Anti Corrosion Treatment) a richiesta.

High-power LED source included and rear lenses. 1-10V or DALI on-off and dimmable 220-240V power supply.
Compulsory installation box to be ordered separately.
Pre-wired with H₂O Stop quick connectors, plug/socket included.
ACT (Anti-Corrosion Treatment) upon request.

Optic Spot 16°

Power Led: 17W - LED 1863 lm ≠ OUTPUT 1368 lm - 2200K/CRI 80 / 17W - LED 1932 lm ≠ OUTPUT 1419 lm - 2700K/CRI 80 / 17W - LED 2070 lm ≠ OUTPUT 1520 lm - 3000K/CRI 80 / 17W - LED 2139 lm ≠ OUTPUT 1571 lm - 4000K/CRI 80

2200K	2700K	3000K	4000K
Non Dimmable	Non Dimmable	Non Dimmable	Non Dimmable
● F017K1AA006	● F017K2AA006	● F017K3AA006	● F017K4AA006
● F017K1AA033	● F017K2AA033	● F017K3AA033	● F017K4AA033
1-10V	1-10V	1-10V	1-10V
● F017K1AB006	● F017K2AB006	● F017K3AB006	● F017K4AB006
● F017K1AB033	● F017K2AB033	● F017K3AB033	● F017K4AB033
Dali	Dali	Dali	Dali
● F017K1AD006	● F017K2AD006	● F017K3AD006	● F017K4AD006
● F017K1AD033	● F017K2AD033	● F017K3AD033	● F017K4AD033



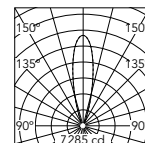
@3000K

Beam Angle:	16°	
h(m)	E(lx)	D(m)
1	10578	0.27
2	2644	0.55
3	1175	0.82
4	661	1.09
5	423	1.37

Optic Medium 25°

Power Led: 17W - LED 1863 lm ≠ OUTPUT 1473 lm - 2200K/CRI 80 / 17W - LED 1932 lm ≠ OUTPUT 1527 lm - 2700K/CRI 80 / 17W - LED 2070 lm ≠ OUTPUT 1636 lm - 3000K/CRI 80 / 17W - LED 2139 lm ≠ OUTPUT 1691 lm - 4000K/CRI 80

2200K	2700K	3000K	4000K
Non Dimmable	Non Dimmable	Non Dimmable	Non Dimmable
● F017K1BA006	● F017K2BA006	● F017K3BA006	● F017K4BA006
● F017K1BA033	● F017K2BA033	● F017K3BA033	● F017K4BA033
1-10V	1-10V	1-10V	1-10V
● F017K1BB006	● F017K2BB006	● F017K3BB006	● F017K4BB006
● F017K1BB033	● F017K2BB033	● F017K3BB033	● F017K4BB033
Dali	Dali	Dali	Dali
● F017K1BD006	● F017K2BD006	● F017K3BD006	● F017K4BD006
● F017K1BD033	● F017K2BD033	● F017K3BD033	● F017K4BD033



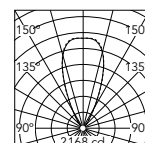
@3000K

Beam Angle:		25°
h(m)	E(lx)	D(m)
1	7285	0.44
2	1821	0.88
3	809	1.32
4	455	1.76
5	291	2.20

Optic Flood 46°

Power Led: 17W - LED 1863 lm ≠ OUTPUT 1283 lm - 2200K/CRI 80 / 17W - LED 1932 lm ≠ OUTPUT 1330 lm - 2700K/CRI 80 / 17W - LED 2070 lm ≠ OUTPUT 1425 lm - 3000K/CRI 80 / 17W - LED 2139 lm ≠ OUTPUT 1473 lm - 4000K/CRI 80

2200K	2700K	3000K	4000K
Non Dimmable	Non Dimmable	Non Dimmable	Non Dimmable
● F017K1CA006	● F017K2CA006	● F017K3CA006	● F017K4CA006
● F017K1CA033	● F017K2CA033	● F017K3CA033	● F017K4CA033
1-10V	1-10V	1-10V	1-10V
● F017K1CB006	● F017K2CB006	● F017K3CB006	● F017K4CB006
● F017K1CB033	● F017K2CB033	● F017K3CB033	● F017K4CB033
Dali	Dali	Dali	Dali
● F017K1CD006	● F017K2CD006	● F017K3CD006	● F017K4CD006
● F017K1CD033	● F017K2CD033	● F017K3CD033	● F017K4CD033



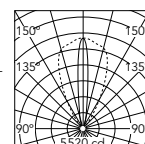
@3000K

Beam Angle:	46°	
h(m)	E(lx)	D(m)
1	2158	0.85
2	539	1.71
3	240	2.56
4	135	3.42
5	86	4.27

Optic Elliptical 12° x 50°

Power Led: 17W - LED 1863 lm ≠ OUTPUT 1286 lm - 2200K/CRI 80 / 17W - LED 1932 lm ≠ OUTPUT 1334 lm - 2700K/CRI 80 / 17W - LED 2070 lm ≠ OUTPUT 1429 lm - 3000K/CRI 80 / 17W - LED 2139 lm ≠ OUTPUT 1477 lm - 4000K/CRI 80




2200K	2700K	3000K	4000K
Non Dimmable	Non Dimmable	Non Dimmable	Non Dimmable
● F017K1DA006	● F017K2DA006	● F017K3DA006	● F017K4DA006
● F017K1DA033	● F017K2DA033	● F017K3DA033	● F017K4DA033
1-10V	1-10V	1-10V	1-10V
● F017K1DB006	● F017K2DB006	● F017K3DB006	● F017K4DB006
● F017K1DB033	● F017K2DB033	● F017K3DB033	● F017K4DB033
Dali	Dali	Dali	Dali
● F017K1DD006	● F017K2DD006	● F017K3DD006	● F017K4DD006
● F017K1DD033	● F017K2DD033	● F017K3DD033	● F017K4DD033



@3000K

Beam Angle:	12°	
h(m)	E(lx)	D(m)
1	5519	0.22
2	1380	0.44
3	613	0.66
4	345	0.87
5	221	1.09





Sorgente high power LED inclusa e ottiche arretrate equipaggiate con griglia frangiluce antiabbagliamento. Alimentazione elettrica 220-240V on off e dimmerabile 1-10V e dali.

Cassaforma per l'installazione obbligatoria da ordinare separatamente.

Precabato con connettori rapidi H₂O Stop presa/spina inclusi. ACT (Anti Corrosion Treatment) a richiesta.

High-power LED source included and rear lenses equipped with anti-glare diffuser grille. 1-10V or DALI on-off and dimmable 220-240V power supply.

Compulsory installation box to be ordered separately.

Pre-wired with H₂O Stop quick connectors, plug/socket included. ACT (Anti-Corrosion Treatment) upon request.

Optic Spot 16°

Power Led: 17W - LED 1863 lm ≠ OUTPUT 1003 lm - 2200K/CRI 80 / 17W - LED 1932 lm ≠ OUTPUT 1040 lm - 2700K/CRI 80 / 17W - LED 2070 lm ≠ OUTPUT 1115 lm - 3000K/CRI 80 / 17W - LED 2139 lm ≠ OUTPUT 1152 lm - 4000K/CRI 80

2200K
Non Dimmable

- F017K1HA006
- F017K1HA033
- 1-10V
- F017K1HB006
- F017K1HB033
- Dali
- F017K1HD006
- F017K1HD033

2700K
Non Dimmable

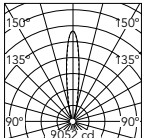

- F017K2HA006
- F017K2HA033
- 1-10V
- F017K2HB006
- F017K2HB033
- Dali
- F017K2HD006
- F017K2HD033

3000K
Non Dimmable

- F017K3HA006
- F017K3HA033
- 1-10V
- F017K3HB006
- F017K3HB033
- Dali
- F017K3HD006
- F017K3HD033

4000K
Non Dimmable

- F017K4HA006
- F017K4HA033
- 1-10V
- F017K4HB006
- F017K4HB033
- Dali
- F017K4HD006
- F017K4HD033



Beam Angle: 16°			
h(m)	E(lx)	D(m)	
1	9052	0.28	
2	2263	0.56	
3	1006	0.83	
4	566	1.11	
5	362	1.39	

@3000K

Optic Medium 25°

Power Led: 17W - LED 1863 lm ≠ OUTPUT 1063 lm - 2200K/CRI 80 / 17W - LED 1932 lm ≠ OUTPUT 1102 lm - 2700K/CRI 80 / 17W - LED 2070 lm ≠ OUTPUT 1181 lm - 3000K/CRI 80 / 17W - LED 2139 lm ≠ OUTPUT 1220 lm - 4000K/CRI 80

2200K
Non Dimmable

- F017K1JA006
- F017K1JA033
- 1-10V
- F017K1JB006
- F017K1JB033
- Dali
- F017K1JD006
- F017K1JD033

2700K
Non Dimmable

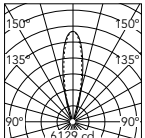

- F017K2JA006
- F017K2JA033
- 1-10V
- F017K2JB006
- F017K2JB033
- Dali
- F017K2JD006
- F017K2JD033

3000K
Non Dimmable

- F017K3JA006
- F017K3JA033
- 1-10V
- F017K3JB006
- F017K3JB033
- Dali
- F017K3JD006
- F017K3JD033

4000K
Non Dimmable

- F017K4JA006
- F017K4JA033
- 1-10V
- F017K4JB006
- F017K4JB033
- Dali
- F017K4JD006
- F017K4JD033



Beam Angle: 25°			
h(m)	E(lx)	D(m)	
1	6129	0.44	
2	1532	0.87	
3	681	1.31	
4	383	1.74	
5	245	2.18	

@3000K

Optic Flood 39°

Power Led: 17W - LED 1863 lm ≠ OUTPUT 820 lm - 2200K/CRI 80 / 17W - LED 1932 lm ≠ OUTPUT 850 lm - 2700K/CRI 80 / 17W - LED 2070 lm ≠ OUTPUT 911 lm - 3000K/CRI 80 / 17W - LED 2139 lm ≠ OUTPUT 944 lm - 4000K/CRI 80

2200K
Non Dimmable

- F017K1KA006
- F017K1KA033
- 1-10V
- F017K1KB006
- F017K1KB033
- Dali
- F017K1KD006
- F017K1KD033

2700K
Non Dimmable

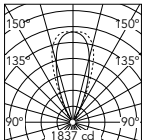

- F017K2KA006
- F017K2KA033
- 1-10V
- F017K2KB006
- F017K2KB033
- Dali
- F017K2KD006
- F017K2KD033

3000K
Non Dimmable

- F017K3KA006
- F017K3KA033
- 1-10V
- F017K3KB006
- F017K3KB033
- Dali
- F017K3KD006
- F017K3KD033

4000K
Non Dimmable

- F017K4KA006
- F017K4KA033
- 1-10V
- F017K4KB006
- F017K4KB033
- Dali
- F017K4KD006
- F017K4KD033



Beam Angle: 39°			
h(m)	E(lx)	D(m)	
1	1832	0.71	
2	458	1.43	
3	204	2.14	
4	115	2.86	
5	73	3.57	

@3000K

Optic Elliptical 13° x 40°

Power Led: 17W - LED 1863 lm ≠ OUTPUT 820 lm - 2200K/CRI 80 / 17W - LED 1932 lm ≠ OUTPUT 850 lm - 2700K/CRI 80 / 17W - LED 2070 lm ≠ OUTPUT 911 lm - 3000K/CRI 80 / 17W - LED 2139 lm ≠ OUTPUT 941 lm - 4000K/CRI 80

2200K
Non Dimmable

- F017K1LA006
- F017K1LA033
- 1-10V
- F017K1LB006
- F017K1LB033
- Dali
- F017K1LD006
- F017K1LD033

2700K
Non Dimmable

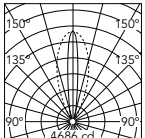

- F017K2LA006
- F017K2LA033
- 1-10V
- F017K2LB006
- F017K2LB033
- Dali
- F017K2LD006
- F017K2LD033

3000K
Non Dimmable

- F017K3LA006
- F017K3LA033
- 1-10V
- F017K3LB006
- F017K3LB033
- Dali
- F017K3LD006
- F017K3LD033

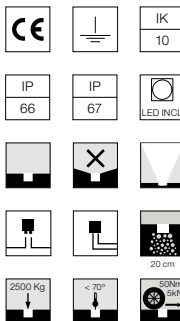
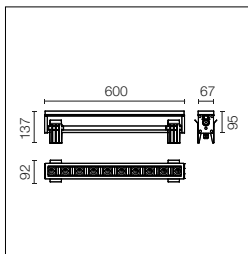
4000K
Non Dimmable

- F017K4LA006
- F017K4LA033
- 1-10V
- F017K4LB006
- F017K4LB033
- Dali
- F017K4LD006
- F017K4LD033



Beam Angle: 13°			
h(m)	E(lx)	D(m)	
1	4686	0.22	
2	1172	0.44	
3	521	0.67	
4	293	0.89	
5	187	1.11	

@3000K



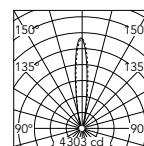
Sorgente high power LED inclusa e ottiche arretrate equipaggiate con griglia frangiluce asimmetrica antiabbagliamento. Alimentazione elettrica 220-240V on off e dimmerabile 1-10V e dali.
Cassaforma per l'installazione obbligatoria da ordinare separatamente.
Precablato con connettori rapidi H₂O Stop presa/spina inclusi.
ACT (Anti Corrosion Treatment) a richiesta.

High-power LED source included and rear lenses equipped with anti-glare asymmetrical diffuser grille. 1-10V or DALI on-off and dimmable 220-240V power supply.
Compulsory installation box to be ordered separately.
Pre-wired with H₂O Stop quick connectors, plug/socket included.
ACT (Anti-Corrosion Treatment) upon request.

Optic Spot 15°

Power Led: 17W - LED 1863 lm ≠ OUTPUT 477 lm - 2200K/CRI 80 / 17W - LED 1932 lm ≠ OUTPUT 495 lm - 2700K/CRI 80 / 17W - LED 2070 lm ≠ OUTPUT 530 lm - 3000K/CRI 80 / 17W - LED 2139 lm ≠ OUTPUT 548 lm - 4000K/CRI 80

2200K	2700K	3000K	4000K
Non Dimmable	Non Dimmable	Non Dimmable	Non Dimmable
● F017K1QA006	● F017K2QA006	● F017K3QA006	● F017K4QA006
● F017K1QA033	● F017K2QA033	● F017K3QA033	● F017K4QA033
1-10V	1-10V	1-10V	1-10V
● F017K1QB006	● F017K2QB006	● F017K3QB006	● F017K4QB006
● F017K1QB033	● F017K2QB033	● F017K3QB033	● F017K4QB033
Dali	Dali	Dali	Dali
● F017K1QD006	● F017K2QD006	● F017K3QD006	● F017K4QD006
● F017K1QD033	● F017K2QD033	● F017K3QD033	● F017K4QD033



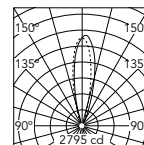
@3000K

Beam Angle: 15°	h(m)	E(lx)	D(m)
1	4300	0.25	
2	1075	0.51	
3	478	0.76	
4	269	1.02	
5	172	1.27	

Optic Medium 25°

Power Led: 17W - LED 1863 lm ≠ OUTPUT 505 lm - 2200K/CRI 80 / 17W - LED 1932 lm ≠ OUTPUT 523 lm - 2700K/CRI 80 / 17W - LED 2070 lm ≠ OUTPUT 561 lm - 3000K/CRI 80 / 17W - LED 2139 lm ≠ OUTPUT 579 lm - 4000K/CRI 80

2200K	2700K	3000K	4000K
Non Dimmable	Non Dimmable	Non Dimmable	Non Dimmable
● F017K1RA006	● F017K2RA006	● F017K3RA006	● F017K4RA006
● F017K1RA033	● F017K2RA033	● F017K3RA033	● F017K4RA033
1-10V	1-10V	1-10V	1-10V
● F017K1RB006	● F017K2RB006	● F017K3RB006	● F017K4RB006
● F017K1RB033	● F017K2RB033	● F017K3RB033	● F017K4RB033
Dali	Dali	Dali	Dali
● F017K1RD006	● F017K2RD006	● F017K3RD006	● F017K4RD006
● F017K1RD033	● F017K2RD033	● F017K3RD033	● F017K4RD033



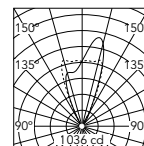
@3000K

Beam Angle: 25°	h(m)	E(lx)	D(m)
1	2790	0.45	
2	698	0.89	
3	310	1.34	
4	174	1.78	
5	112	2.23	

Optic Flood 42°

Power Led: 17W - LED 1863 lm ≠ OUTPUT 404 lm - 2200K/CRI 80 / 17W - LED 1932 lm ≠ OUTPUT 419 lm - 2700K/CRI 80 / 17W - LED 2070 lm ≠ OUTPUT 449 lm - 3000K/CRI 80 / 17W - LED 2139 lm ≠ OUTPUT 464 lm - 4000K/CRI 80

2200K	2700K	3000K	4000K
Non Dimmable	Non Dimmable	Non Dimmable	Non Dimmable
● F017K1SA006	● F017K2SA006	● F017K3SA006	● F017K4SA006
● F017K1SA033	● F017K2SA033	● F017K3SA033	● F017K4SA033
1-10V	1-10V	1-10V	1-10V
● F017K1SB006	● F017K2SB006	● F017K3SB006	● F017K4SB006
● F017K1SB033	● F017K2SB033	● F017K3SB033	● F017K4SB033
Dali	Dali	Dali	Dali
● F017K1SD006	● F017K2SD006	● F017K3SD006	● F017K4SD006
● F017K1SD033	● F017K2SD033	● F017K3SD033	● F017K4SD033



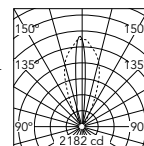
@3000K

Beam Angle: 42°	h(m)	E(lx)	D(m)
1	983	0.76	
2	246	1.51	
3	109	2.27	
4	61	3.03	
5	39	3.78	

Optic Elliptical 12° x 40°


Power Led: 17W - LED 1863 lm ≠ OUTPUT 387 lm - 2200K/CRI 80 / 17W - LED 1932 lm ≠ OUTPUT 401 lm - 2700K/CRI 80 / 17W - LED 2070 lm ≠ OUTPUT 430 lm - 3000K/CRI 80 / 17W - LED 2139 lm ≠ OUTPUT 444 lm - 4000K/CRI 80

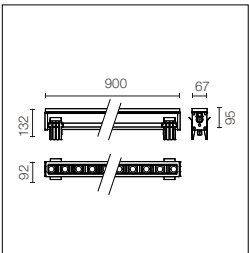
2200K	2700K	3000K	4000K
Non Dimmable	Non Dimmable	Non Dimmable	Non Dimmable
● F017K1TA006	● F017K2TA006	● F017K3TA006	● F017K4TA006
● F017K1TA033	● F017K2TA033	● F017K3TA033	● F017K4TA033
1-10V	1-10V	1-10V	1-10V
● F017K1TB006	● F017K2TB006	● F017K3TB006	● F017K4TB006
● F017K1TB033	● F017K2TB033	● F017K3TB033	● F017K4TB033
Dali	Dali	Dali	Dali
● F017K1TD006	● F017K2TD006	● F017K3TD006	● F017K4TD006
● F017K1TD033	● F017K2TD033	● F017K3TD033	● F017K4TD033

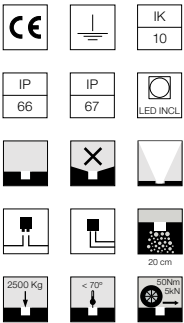


@3000K

Beam Angle: 12°	h(m)	E(lx)	D(m)
1	2181	0.21	
2	545	0.42	
3	242	0.62	
4	136	0.83	
5	87	1.04	







- CE mark
- Grounding symbol
- IK 10 rating
- IP 66 rating
- IP 67 rating
- LED INCL. (LED included)
- Quick connector symbol
- Quick connector symbol with 'X' (no connector)
- Quick connector symbol with 'X' (no connector)
- 2500 Kg weight limit
- < 70° tilt angle
- 50Nm torque limit

Sorgente high power LED inclusa e ottiche arretrate. Alimentazione elettrica 220-240V on off e dimmerabile 1-10V e dali. Cassaforma per l'installazione obbligatoria da ordinare separatamente. Precabfato con connettori rapidi H₂O Stop presa/spina inclusi. ACT (Anti Corrosion Treatment) a richiesta.

High-power LED source included and rear lenses. 1-10V or DALI on-off and dimmable 220-240V power supply. Compulsory installation box to be ordered separately. Pre-wired with H₂O Stop quick connectors, plug/socket included. ACT (Anti-Corrosion Treatment) upon request.

Optic Spot 16°

Power Led: 26W - LED 2795 lm ≠ OUTPUT 2052 lm - 2200K/CRI 80 / 26W - LED 2898 lm ≠ OUTPUT 2128 lm - 2700K/CRI 80 / 26W - LED 3105 lm ≠ OUTPUT 2280 lm - 3000K/CRI 80 / 26W - LED 3209 lm ≠ OUTPUT 2536 lm - 4000K/CRI 80

2200K
Non Dimmable

- F017L1AA006
- F017L1AA033

1-10V

- F017L1AB006
- F017L1AB033

Dali

- F017L1AD006
- F017L1AD033

2700K
Non Dimmable

- F017L2AA006
- F017L2AA033

1-10V

- F017L2AB006
- F017L2AB033

Dali

- F017L2AD006
- F017L2AD033

3000K
Non Dimmable

- F017L3AA006
- F017L3AA033

1-10V

- F017L3AB006
- F017L3AB033

Dali

- F017L3AD006
- F017L3AD033

4000K
Non Dimmable

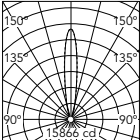

- F017L4AA006
- F017L4AA033

1-10V

- F017L4AB006
- F017L4AB033

Dali

- F017L4AD006
- F017L4AD033



Beam Angle: 16°

h(m)	E(lx)	D(m)
1	15866	0.27
2	3967	0.55
3	1763	0.82
4	992	1.09
5	635	1.37

@3000K

Optic Medium 25°

Power Led: 26W - LED 2795 lm ≠ OUTPUT 2209 lm - 2200K/CRI 80 / 26W - LED 2898 lm ≠ OUTPUT 2291 lm - 2700K/CRI 80 / 26W - LED 3105 lm ≠ OUTPUT 2454 lm - 3000K/CRI 80 / 26W - LED 3209 lm ≠ OUTPUT 2536 lm - 4000K/CRI 80

2200K
Non Dimmable

- F017L1BA006
- F017L1BA033

1-10V

- F017L1BB006
- F017L1BB033

Dali

- F017L1BD006
- F017L1BD033

2700K
Non Dimmable

- F017L2BA006
- F017L2BA033

1-10V

- F017L2BB006
- F017L2BB033

Dali

- F017L2BD006
- F017L2BD033

3000K
Non Dimmable

- F017L3BA006
- F017L3BA033

1-10V

- F017L3BB006
- F017L3BB033

Dali

- F017L3BD006
- F017L3BD033

4000K
Non Dimmable

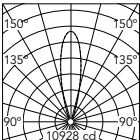

- F017L4BA006
- F017L4BA033

1-10V

- F017L4BB006
- F017L4BB033

Dali

- F017L4BD006
- F017L4BD033



Beam Angle: 25°

h(m)	E(lx)	D(m)
1	10928	0.44
2	2732	0.88
3	1214	1.32
4	683	1.76
5	437	2.20

@3000K

Optic Flood 46°

Power Led: 26W - LED 2795 lm ≠ OUTPUT 1924 lm - 2200K/CRI 80 / 26W - LED 2898 lm ≠ OUTPUT 1995 lm - 2700K/CRI 80 / 26W - LED 3105 lm ≠ OUTPUT 2138 lm - 3000K/CRI 80 / 26W - LED 3209 lm ≠ OUTPUT 2209 lm - 4000K/CRI 80

2200K
Non Dimmable

- F017L1CA006
- F017L1CA033

1-10V

- F017L1CB006
- F017L1CB033

Dali

- F017L1CD006
- F017L1CD033

2700K
Non Dimmable

- F017L2CA006
- F017L2CA033

1-10V

- F017L2CB006
- F017L2CB033

Dali

- F017L2CD006
- F017L2CD033

3000K
Non Dimmable

- F017L3CA006
- F017L3CA033

1-10V

- F017L3CB006
- F017L3CB033

Dali

- F017L3CD006
- F017L3CD033

4000K
Non Dimmable

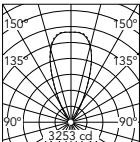

- F017L4CA006
- F017L4CA033

1-10V

- F017L4CB006
- F017L4CB033

Dali

- F017L4CD006
- F017L4CD033



Beam Angle: 46°

h(m)	E(lx)	D(m)
1	3238	0.85
2	809	1.71
3	360	2.56
4	202	3.42
5	130	4.27

@3000K

Optic Elliptical 12° x 50°

Power Led: 26W - LED 2795 lm ≠ OUTPUT 1929 lm - 2200K/CRI 80 / 26W - LED 2898 lm ≠ OUTPUT 2001 lm - 2700K/CRI 80 / 26W - LED 3105 lm ≠ OUTPUT 2144 lm - 3000K/CRI 80 / 26W - LED 3209 lm ≠ OUTPUT 2215 lm - 4000K/CRI 80

2200K
Non Dimmable

- F017L1DA006
- F017L1DA033

1-10V

- F017L1DB006
- F017L1DB033

Dali

- F017L1DD006
- F017L1DD033

2700K
Non Dimmable

- F017L2DA006
- F017L2DA033

1-10V

- F017L2DB006
- F017L2DB033

Dali

- F017L2DD006
- F017L2DD033

3000K
Non Dimmable

- F017L3DA006
- F017L3DA033

1-10V

- F017L3DB006
- F017L3DB033

Dali

- F017L3DD006
- F017L3DD033

4000K
Non Dimmable

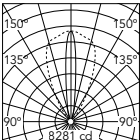

- F017L4DA006
- F017L4DA033

1-10V

- F017L4DB006
- F017L4DB033

Dali

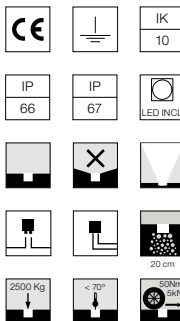
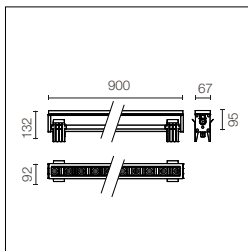
- F017L4DD006
- F017L4DD033



Beam Angle: 12°

h(m)	E(lx)	D(m)
1	8280	0.22
2	2070	0.44
3	920	0.66
4	517	0.87
5	331	1.09

@3000K



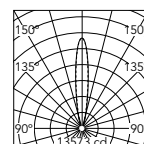
Sorgente high power LED inclusa e ottiche arretrate equipaggiate con griglia frangiluce antiabbagliamento. Alimentazione elettrica 220-240V on off e dimmerabile 1-10V e dali.
Cassaforma per l'installazione obbligatoria da ordinare separatamente.
Precablato con connettori rapidi H₂O Stop presa/spina inclusi.
ACT (Anti Corrosion Treatment) a richiesta.

High-power LED source included and rear lenses equipped with anti-glare diffuser grille. 1-10V or DALI on-off and dimmable 220-240V power supply.
Compulsory installation box to be ordered separately.
Pre-wired with H₂O Stop quick connectors, plug/socket included.
ACT (Anti-Corrosion Treatment) upon request.

Optic Spot 16°

Power Led: 26W - LED 2795 lm ≠ OUTPUT 1505 lm - 2200K/CRI 80 / 26W - LED 2898 lm ≠ OUTPUT 1560 lm - 2700K/CRI 80 / 26W - LED 3105 lm ≠ OUTPUT 1672 lm - 3000K/CRI 80 / 26W - LED 3209 lm ≠ OUTPUT 1728 lm - 4000K/CRI 80

2200K	2700K	3000K	4000K
Non Dimmable	Non Dimmable	Non Dimmable	Non Dimmable
● F017L1HA006	● F017L2HA006	● F017L3HA006	● F017L4HA006
● F017L1HA033	● F017L2HA033	● F017L3HA033	● F017L4HA033
1-10V	1-10V	1-10V	1-10V
● F017L1HB006	● F017L2HB006	● F017L3HB006	● F017L4HB006
● F017L1HB033	● F017L2HB033	● F017L3HB033	● F017L4HB033
Dali	Dali	Dali	Dali
● F017L1HD006	● F017L2HD006	● F017L3HD006	● F017L4HD006
● F017L1HD033	● F017L2HD033	● F017L3HD033	● F017L4HD033



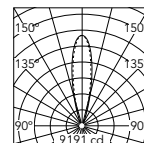
@3000K

Beam Angle: 16°
h(m) E(lx) D(m)
1 13573 0.28
2 3393 0.56
3 1508 0.83
4 848 1.11
5 543 1.39

Optic Medium 25°

Power Led: 26W - LED 2795 lm ≠ OUTPUT 1594 lm - 2200K/CRI 80 / 26W - LED 2898 lm ≠ OUTPUT 1653 lm - 2700K/CRI 80 / 26W - LED 3105 lm ≠ OUTPUT 1771 lm - 3000K/CRI 80 / 26W - LED 3209 lm ≠ OUTPUT 1830 lm - 4000K/CRI 80

2200K	2700K	3000K	4000K
Non Dimmable	Non Dimmable	Non Dimmable	Non Dimmable
● F017L1JA006	● F017L2JA006	● F017L3JA006	● F017L4JA006
● F017L1JA033	● F017L2JA033	● F017L3JA033	● F017L4JA033
1-10V	1-10V	1-10V	1-10V
● F017L1JB006	● F017L2JB006	● F017L3JB006	● F017L4JB006
● F017L1JB033	● F017L2JB033	● F017L3JB033	● F017L4JB033
Dali	Dali	Dali	Dali
● F017L1JD006	● F017L2JD006	● F017L3JD006	● F017L4JD006
● F017L1JD033	● F017L2JD033	● F017L3JD033	● F017L4JD033



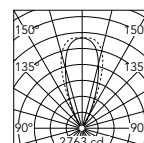
@3000K

Beam Angle: 25°
h(m) E(lx) D(m)
1 9191 0.44
2 2298 0.87
3 1021 1.31
4 574 1.74
5 368 2.18

Optic Flood 39°

Power Led: 26W - LED 2795 lm ≠ OUTPUT 1233 lm - 2200K/CRI 80 / 26W - LED 2898 lm ≠ OUTPUT 1278 lm - 2700K/CRI 80 / 26W - LED 3105 lm ≠ OUTPUT 1370 lm - 3000K/CRI 80 / 26W - LED 3209 lm ≠ OUTPUT 1415 lm - 4000K/CRI 80

2200K	2700K	3000K	4000K
Non Dimmable	Non Dimmable	Non Dimmable	Non Dimmable
● F017L1KA006	● F017L2KA006	● F017L3KA006	● F017L4KA006
● F017L1KA033	● F017L2KA033	● F017L3KA033	● F017L4KA033
1-10V	1-10V	1-10V	1-10V
● F017L1KB006	● F017L2KB006	● F017L3KB006	● F017L4KB006
● F017L1KB033	● F017L2KB033	● F017L3KB033	● F017L4KB033
Dali	Dali	Dali	Dali
● F017L1KD006	● F017L2KD006	● F017L3KD006	● F017L4KD006
● F017L1KD033	● F017L2KD033	● F017L3KD033	● F017L4KD033



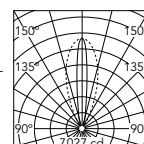
@3000K

Beam Angle: 39°
h(m) E(lx) D(m)
1 2755 0.71
2 689 1.43
3 306 2.14
4 172 2.86
5 110 3.57

Optic Elliptical 13° x 40°

Power Led: 26W - LED 2795 lm ≠ OUTPUT 1229 lm - 2200K/CRI 80 / 26W - LED 2898 lm ≠ OUTPUT 1275 lm - 2700K/CRI 80 / 26W - LED 3105 lm ≠ OUTPUT 1366 lm - 3000K/CRI 80 / 26W - LED 3209 lm ≠ OUTPUT 1411 lm - 4000K/CRI 80

2200K	2700K	3000K	4000K
Non Dimmable	Non Dimmable	Non Dimmable	Non Dimmable
● F017L1LA006	● F017L2LA006	● F017L3LA006	● F017L4LA006
● F017L1LA033	● F017L2LA033	● F017L3LA033	● F017L4LA033
1-10V	1-10V	1-10V	1-10V
● F017L1LB006	● F017L2LB006	● F017L3LB006	● F017L4LB006
● F017L1LB033	● F017L2LB033	● F017L3LB033	● F017L4LB033
Dali	Dali	Dali	Dali
● F017L1LD006	● F017L2LD006	● F017L3LD006	● F017L4LD006
● F017L1LD033	● F017L2LD033	● F017L3LD033	● F017L4LD033



@3000K

Beam Angle: 13°
h(m) E(lx) D(m)
1 7027 0.22
2 1757 0.44
3 781 0.67
4 439 0.89
5 281 1.11





Sorgente high power LED inclusa e ottiche arretrate equipaggiate con griglia frangiluce asimmetrica antiabbagliamento. Alimentazione elettrica 220-240V on off e dimmerabile 1-10V e dali.

Cassaforma per l'installazione obbligatoria da ordinare separatamente.

Precablato con connettori rapidi H₂O Stop presa/spina inclusi. ACT (Anti Corrosion Treatment) a richiesta.

High-power LED source included and rear lenses equipped with anti-glare asymmetrical diffuser grille. 1-10V or DALI on-off and dimmable 220-240V power supply. Compulsory installation box to be ordered separately.

Pre-wired with H₂O Stop quick connectors, plug/socket included. ACT (Anti-Corrosion Treatment) upon request.

Optic Spot 15°

Power Led: 26W - LED 2795 lm ≠ OUTPUT 715 lm - 2200K/CRI 80 / 26W - LED 2898 lm ≠ OUTPUT 742 lm - 2700K/CRI 80 / 26W - LED 3105 lm ≠ OUTPUT 795 lm - 3000K/CRI 80 / 26W - LED 3209 lm ≠ OUTPUT 821 lm - 4000K/CRI 80

2200K

Non Dimmable

- F017L1QA006
- F017L1QA033
- 1-10V
- F017L1QB006
- F017L1QB033
- Dali
- F017L1QD006
- F017L1QD033

2700K

Non Dimmable

- F017L2QA006
- F017L2QA033
- 1-10V
- F017L2QB006
- F017L2QB033
- Dali
- F017L2QD006
- F017L2QD033

3000K

Non Dimmable

- F017L3QA006
- F017L3QA033
- 1-10V
- F017L3QB006
- F017L3QB033
- Dali
- F017L3QD006
- F017L3QD033

4000K

Non Dimmable

- F017L4QA006
- F017L4QA033
- 1-10V
- F017L4QB006
- F017L4QB033
- Dali
- F017L4QD006
- F017L4QD033



Beam Angle:	15°	
h(m)	E(lx)	D(m)
1	6451	0.25
2	1613	0.51
3	717	0.76
4	403	1.02
5	258	1.27

@3000K

Optic Medium 25°

Power Led: 26W - LED 2795 lm ≠ OUTPUT 757 lm - 2200K/CRI 80 / 26W - LED 2898 lm ≠ OUTPUT 785 lm - 2700K/CRI 80 / 26W - LED 3105 lm ≠ OUTPUT 841 lm - 3000K/CRI 80 / 26W - LED 3209 lm ≠ OUTPUT 869 lm - 4000K/CRI 80

2200K

Non Dimmable

- F017L1RA006
- F017L1RA033
- 1-10V
- F017L1RB006
- F017L1RB033
- Dali
- F017L1RD006
- F017L1RD033

2700K

Non Dimmable

- F017L2RA006
- F017L2RA033
- 1-10V
- F017L2RB006
- F017L2RB033
- Dali
- F017L2RD006
- F017L2RD033

3000K

Non Dimmable

- F017L3RA006
- F017L3RA033
- 1-10V
- F017L3RB006
- F017L3RB033
- Dali
- F017L3RD006
- F017L3RD033

4000K

Non Dimmable

- F017L4RA006
- F017L4RA033
- 1-10V
- F017L4RB006
- F017L4RB033
- Dali
- F017L4RD006
- F017L4RD033



Beam Angle:	25°	
h(m)	E(lx)	D(m)
1	4183	0.45
2	1046	0.89
3	465	1.34
4	261	1.78
5	167	2.23

@3000K

Optic Flood 42°

Power Led: 26W - LED 2795 lm ≠ OUTPUT 606 lm - 2200K/CRI 80 / 26W - LED 2898 lm ≠ OUTPUT 628 lm - 2700K/CRI 80 / 26W - LED 3105 lm ≠ OUTPUT 673 lm - 3000K/CRI 80 / 26W - LED 3209 lm ≠ OUTPUT 696 lm - 4000K/CRI 80

2200K

Non Dimmable

- F017L1SA006
- F017L1SA033
- 1-10V
- F017L1SB006
- F017L1SB033
- Dali
- F017L1SD006
- F017L1SD033

2700K

Non Dimmable

- F017L2SA006
- F017L2SA033
- 1-10V
- F017L2SB006
- F017L2SB033
- Dali
- F017L2SD006
- F017L2SD033

3000K

Non Dimmable

- F017L3SA006
- F017L3SA033
- 1-10V
- F017L3SB006
- F017L3SB033
- Dali
- F017L3SD006
- F017L3SD033

4000K

Non Dimmable

- F017L4SA006
- F017L4SA033
- 1-10V
- F017L4SB006
- F017L4SB033
- Dali
- F017L4SD006
- F017L4SD033



Beam Angle:	42°	
h(m)	E(lx)	D(m)
1	1474	0.76
2	368	1.51
3	164	2.27
4	92	3.03
5	59	3.78

@3000K

Optic Elliptical 12° x 40°

Power Led: 26W - LED 2795 lm ≠ OUTPUT 580 lm - 2200K/CRI 80 / 26W - LED 2898 lm ≠ OUTPUT 602 lm - 2700K/CRI 80 / 26W - LED 3105 lm ≠ OUTPUT 645 lm - 3000K/CRI 80 / 26W - LED 3209 lm ≠ OUTPUT 666 lm - 4000K/CRI 80

2200K

Non Dimmable

- F017L1TA006
- F017L1TA033
- 1-10V
- F017L1TB006
- F017L1TB033
- Dali
- F017L1TD006
- F017L1TD033

2700K

Non Dimmable

- F017L2TA006
- F017L2TA033
- 1-10V
- F017L2TB006
- F017L2TB033
- Dali
- F017L2TD006
- F017L2TD033

3000K

Non Dimmable

- F017L3TA006
- F017L3TA033
- 1-10V
- F017L3TB006
- F017L3TB033
- Dali
- F017L3TD006
- F017L3TD033

4000K

Non Dimmable

- F017L4TA006
- F017L4TA033
- 1-10V
- F017L4TB006
- F017L4TB033
- Dali
- F017L4TD006
- F017L4TD033

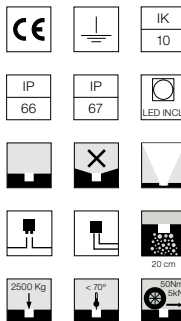
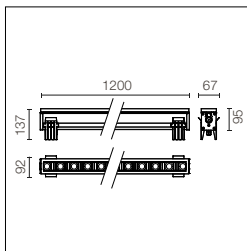


Beam Angle:	12°	
h(m)	E(lx)	D(m)
1	3271	0.21
2	818	0.42
3	363	0.62
4	204	0.83
5	131	1.04

@3000K

Ingraze

568



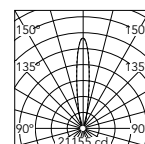
Sorgente high power LED inclusa e ottiche arretrate. Alimentazione elettrica 220-240V on off e dimmerabile 1-10V e dali. Cassaforma per l'installazione obbligatoria da ordinare separatamente. Precabato con connettori rapidi H₂O Stop presa/spina inclusi. ACT (Anti Corrosion Treatment) a richiesta.

High-power LED source included and rear lenses. 1-10V or DALI on-off and dimmable 220-240V power supply. Compulsory installation box to be ordered separately. Pre-wired with H₂O Stop quick connectors, plug/socket included. ACT (Anti-Corrosion Treatment) upon request.

Optic Spot 16°

Power Led: 33,5W - LED 3726 lm ≠ OUTPUT 2736 lm - 2200K/CRI 80 / 33,5W - LED 3864 lm ≠ OUTPUT 2837 lm - 2700K/CRI 80 / 33,5W - LED 4140 lm ≠ OUTPUT 3040 lm - 3000K/CRI 80 / 33,5W - LED 4278 lm ≠ OUTPUT 3141 lm - 4000K/CRI 80

2200K	2700K	3000K	4000K
Non Dimmable	Non Dimmable	Non Dimmable	Non Dimmable
● F017M1AA006	● F017M2AA006	● F017M3AA006	● F017M4AA006
● F017M1AA033	● F017M2AA033	● F017M3AA033	● F017M4AA033
1-10V	1-10V	1-10V	1-10V
● F017M1AB006	● F017M2AB006	● F017M3AB006	● F017M4AB006
● F017M1AB033	● F017M2AB033	● F017M3AB033	● F017M4AB033
Dali	Dali	Dali	Dali
● F017M1AD006	● F017M2AD006	● F017M3AD006	● F017M4AD006
● F017M1AD033	● F017M2AD033	● F017M3AD033	● F017M4AD033



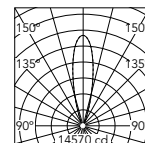
@3000K

Beam Angle: 16°	h(m)	E(lx)	D(m)
1	21155	0.27	
2	5289	0.55	
3	2351	0.82	
4	1322	1.09	
5	846	1.37	

Optic Medium 25°

Power Led: 33,5W - LED 3726 lm ≠ OUTPUT 2945 lm - 2200K/CRI 80 / 33,5W - LED 3864 lm ≠ OUTPUT 3054 lm - 2700K/CRI 80 / 33,5W - LED 4140 lm ≠ OUTPUT 3272 lm - 3000K/CRI 80 / 33,5W - LED 4278 lm ≠ OUTPUT 3381 lm - 4000K/CRI 80

2200K	2700K	3000K	4000K
Non Dimmable	Non Dimmable	Non Dimmable	Non Dimmable
● F017M1BA006	● F017M2BA006	● F017M3BA006	● F017M4BA006
● F017M1BA033	● F017M2BA033	● F017M3BA033	● F017M4BA033
1-10V	1-10V	1-10V	1-10V
● F017M1BB006	● F017M2BB006	● F017M3BB006	● F017M4BB006
● F017M1BB033	● F017M2BB033	● F017M3BB033	● F017M4BB033
Dali	Dali	Dali	Dali
● F017M1BD006	● F017M2BD006	● F017M3BD006	● F017M4BD006
● F017M1BD033	● F017M2BD033	● F017M3BD033	● F017M4BD033



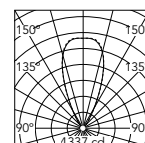
@3000K

Beam Angle: 25°	h(m)	E(lx)	D(m)
1	14570	0.44	
2	3643	0.88	
3	1619	1.32	
4	911	1.76	
5	583	2.20	

Optic Flood 46°

Power Led: 33,5W - LED 3726 lm ≠ OUTPUT 2565 lm - 2200K/CRI 80 / 33,5W - LED 3864 lm ≠ OUTPUT 2660 lm - 2700K/CRI 80 / 33,5W - LED 4140 lm ≠ OUTPUT 2850 lm - 3000K/CRI 80 / 33,5W - LED 4278 lm ≠ OUTPUT 2945 lm - 4000K/CRI 80

2200K	2700K	3000K	4000K
Non Dimmable	Non Dimmable	Non Dimmable	Non Dimmable
● F017M1CA006	● F017M2CA006	● F017M3CA006	● F017M4CA006
● F017M1CA033	● F017M2CA033	● F017M3CA033	● F017M4CA033
1-10V	1-10V	1-10V	1-10V
● F017M1CB006	● F017M2CB006	● F017M3CB006	● F017M4CB006
● F017M1CB033	● F017M2CB033	● F017M3CB033	● F017M4CB033
Dali	Dali	Dali	Dali
● F017M1CD006	● F017M2CD006	● F017M3CD006	● F017M4CD006
● F017M1CD033	● F017M2CD033	● F017M3CD033	● F017M4CD033



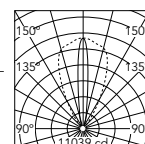
@3000K

Beam Angle: 46°	h(m)	E(lx)	D(m)
1	4316	0.85	
2	1079	1.71	
3	480	2.56	
4	270	3.42	
5	173	4.27	

Optic Elliptical 12° x 50°

Power Led: 33,5W - LED 3726 lm ≠ OUTPUT 2572 lm - 2200K/CRI 80 / 33,5W - LED 3864 lm ≠ OUTPUT 2668 lm - 2700K/CRI 80 / 33,5W - LED 4140 lm ≠ OUTPUT 2858 lm - 3000K/CRI 80 / 33,5W - LED 4278 lm ≠ OUTPUT 2953 lm - 4000K/CRI 80

2200K	2700K	3000K	4000K
Non Dimmable	Non Dimmable	Non Dimmable	Non Dimmable
● F017M1DA006	● F017M2DA006	● F017M3DA006	● F017M4DA006
● F017M1DA033	● F017M2DA033	● F017M3DA033	● F017M4DA033
1-10V	1-10V	1-10V	1-10V
● F017M1DB006	● F017M2DB006	● F017M3DB006	● F017M4DB006
● F017M1DB033	● F017M2DB033	● F017M3DB033	● F017M4DB033
Dali	Dali	Dali	Dali
● F017M1DD006	● F017M2DD006	● F017M3DD006	● F017M4DD006
● F017M1DD033	● F017M2DD033	● F017M3DD033	● F017M4DD033



@3000K

Beam Angle: 12°	h(m)	E(lx)	D(m)
1	11037	0.22	
2	2759	0.44	
3	1226	0.66	
4	690	0.87	
5	441	1.09	





Sorgente high power LED inclusa e ottiche arretrate equipaggiate con griglia frangiluce antiabbagliamento. Alimentazione elettrica 220-240V on off e dimmerabile 1-10V e dali.

Cassaforma per l'installazione obbligatoria da ordinare separatamente.

Precabato con connettori rapidi H₂O Stop presa/spina inclusi.

ACT (Anti Corrosion Treatment) a richiesta.

High-power LED source included and rear lenses equipped with anti-glare diffuser grille. 1-10V or DALI on-off and dimmable 220-240V power supply.

Compulsory installation box to be ordered separately.

Pre-wired with H₂O Stop quick connectors, plug/socket included.

ACT (Anti-Corrosion Treatment) upon request.

Optic Spot 16°

Power Led: 33,5W - LED 3726 lm ≠ OUTPUT 2006 lm - 2200K/CRI 80 / 33,5W - LED 3864 lm ≠ OUTPUT 2080 lm - 2700K/CRI 80 / 33,5W - LED 4140 lm ≠ OUTPUT 2229 lm - 3000K/CRI 80 / 33,5W - LED 4278 lm ≠ OUTPUT 2303 lm - 4000K/CRI 80

2200K

Non Dimmable

- F017M1HA006
- F017M1HA033
- 1-10V
- F017M1HB006
- F017M1HB033
- Dali
- F017M1HD006
- F017M1HD033

2700K

Non Dimmable

- F017M2HA006
- F017M2HA033
- 1-10V
- F017M2HB006
- F017M2HB033
- Dali
- F017M2HD006
- F017M2HD033

3000K

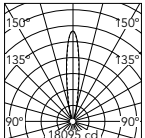

Non Dimmable

- F017M3HA006
- F017M3HA033
- 1-10V
- F017M3HB006
- F017M3HB033
- Dali
- F017M3HD006
- F017M3HD033

4000K

Non Dimmable

- F017M4HA006
- F017M4HA033
- 1-10V
- F017M4HB006
- F017M4HB033
- Dali
- F017M4HD006
- F017M4HD033



Beam Angle:	16°	
h(m)	E(lx)	D(m)
1	18095	0.28
2	4524	0.56
3	2011	0.83
4	1131	1.11
5	724	1.39

@3000K

Optic Medium 25°

Power Led: 33,5W - LED 3726 lm ≠ OUTPUT 2125 lm - 2200K/CRI 80 / 33,5W - LED 3864 lm ≠ OUTPUT 2203 lm - 2700K/CRI 80 / 33,5W - LED 4140 lm ≠ OUTPUT 2361 lm - 3000K/CRI 80 / 33,5W - LED 4278 lm ≠ OUTPUT 2439 lm - 4000K/CRI 80

2200K

Non Dimmable

- F017M1JA006
- F017M1JA033
- 1-10V
- F017M1JB006
- F017M1JB033
- Dali
- F017M1JD006
- F017M1JD033

2700K

Non Dimmable

- F017M2JA006
- F017M2JA033
- 1-10V
- F017M2JB006
- F017M2JB033
- Dali
- F017M2JD006
- F017M2JD033

3000K

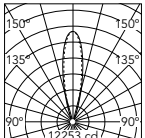

Non Dimmable

- F017M3JA006
- F017M3JA033
- 1-10V
- F017M3JB006
- F017M3JB033
- Dali
- F017M3JD006
- F017M3JD033

4000K

Non Dimmable

- F017M4JA006
- F017M4JA033
- 1-10V
- F017M4JB006
- F017M4JB033
- Dali
- F017M4JD006
- F017M4JD033



Beam Angle:	25°	
h(m)	E(lx)	D(m)
1	12253	0.44
2	3063	0.87
3	1361	1.31
4	766	1.74
5	490	2.18

@3000K

Optic Flood 39°

Power Led: 33,5W - LED 3726 lm ≠ OUTPUT 1643 lm - 2200K/CRI 80 / 33,5W - LED 3864 lm ≠ OUTPUT 1704 lm - 2700K/CRI 80 / 33,5W - LED 4140 lm ≠ OUTPUT 1826 lm - 3000K/CRI 80 / 33,5W - LED 4278 lm ≠ OUTPUT 1887 lm - 4000K/CRI 80

2200K

Non Dimmable

- F017M1KA006
- F017M1KA033
- 1-10V
- F017M1KB006
- F017M1KB033
- Dali
- F017M1KD006
- F017M1KD033

2700K

Non Dimmable

- F017M2KA006
- F017M2KA033
- 1-10V
- F017M2KB006
- F017M2KB033
- Dali
- F017M2KD006
- F017M2KD033

3000K

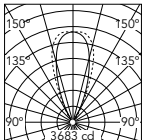

Non Dimmable

- F017M3KA006
- F017M3KA033
- 1-10V
- F017M3KB006
- F017M3KB033
- Dali
- F017M3KD006
- F017M3KD033

4000K

Non Dimmable

- F017M4KA006
- F017M4KA033
- 1-10V
- F017M4KB006
- F017M4KB033
- Dali
- F017M4KD006
- F017M4KD033



Beam Angle:	39°	
h(m)	E(lx)	D(m)
1	3672	0.71
2	918	1.43
3	408	2.14
4	230	2.86
5	147	3.57

@3000K

Optic Elliptical 13° x 40°

Power Led: 33,5W - LED 3726 lm ≠ OUTPUT 1639 lm - 2200K/CRI 80 / 33,5W - LED 3864 lm ≠ OUTPUT 1700 lm - 2700K/CRI 80 / 33,5W - LED 4140 lm ≠ OUTPUT 1821 lm - 3000K/CRI 80 / 33,5W - LED 4278 lm ≠ OUTPUT 1882 lm - 4000K/CRI 80

2200K

Non Dimmable

- F017M1LA006
- F017M1LA033
- 1-10V
- F017M1LB006
- F017M1LB033
- Dali
- F017M1LD006
- F017M1LD033

2700K

Non Dimmable

- F017M2LA006
- F017M2LA033
- 1-10V
- F017M2LB006
- F017M2LB033
- Dali
- F017M2LD006
- F017M2LD033

3000K

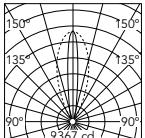

Non Dimmable

- F017M3LA006
- F017M3LA033
- 1-10V
- F017M3LB006
- F017M3LB033
- Dali
- F017M3LD006
- F017M3LD033

4000K

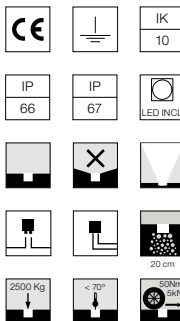
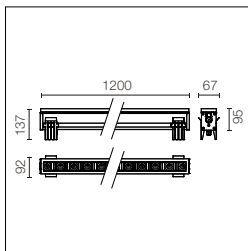
Non Dimmable

- F017M4LA006
- F017M4LA033
- 1-10V
- F017M4LB006
- F017M4LB033
- Dali
- F017M4LD006
- F017M4LD033



Beam Angle:	13°	
h(m)	E(lx)	D(m)
1	9367	0.22
2	2342	0.44
3	1041	0.67
4	585	0.89
5	375	1.11

@3000K



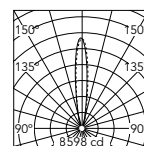
Sorgente high power LED inclusa e ottiche arretrate equipaggiate con griglia frangiluce asimmetrica antiabbagliamento. Alimentazione elettrica 220-240V on off e dimmerabile 1-10V e dali.
Cassaforma per l'installazione obbligatoria da ordinare separatamente.
Precabato con connettori rapidi H₂O Stop presa/spina inclusi.
ACT (Anti Corrosion Treatment) a richiesta.

High-power LED source included and rear lenses equipped with anti-glare asymmetrical diffuser grille. 1-10V or DALI on-off and dimmable 220-240V power supply.
Compulsory installation box to be ordered separately.
Pre-wired with H₂O Stop quick connectors, plug/socket included.
ACT (Anti-Corrosion Treatment) upon request.

Optic Spot 15°

Power Led: 33,5W - LED 3726 lm ≠ OUTPUT 954 lm - 2200K/CRI 80 / 33,5W - LED 3864 lm ≠ OUTPUT 989 lm - 2700K/CRI 80 / 33,5W - LED 4140 lm ≠ OUTPUT 1059 lm - 3000K/CRI 80 / 33,5W - LED 4278 lm ≠ OUTPUT 1095 lm - 4000K/CRI 80

2200K	2700K	3000K	4000K
Non Dimmable	Non Dimmable	Non Dimmable	Non Dimmable
● F017M1QA006	● F017M2QA006	● F017M3QA006	● F017M4QA006
● F017M1QA033	● F017M2QA033	● F017M3QA033	● F017M4QA033
1-10V	1-10V	1-10V	1-10V
● F017M1QB006	● F017M2QB006	● F017M3QB006	● F017M4QB006
● F017M1QB033	● F017M2QB033	● F017M3QB033	● F017M4QB033
Dali	Dali	Dali	Dali
● F017M1QD006	● F017M2QD006	● F017M3QD006	● F017M4QD006
● F017M1QD033	● F017M2QD033	● F017M3QD033	● F017M4QD033



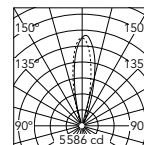
@3000K

Beam Angle: 15°	h(m)	E(lx)	D(m)
1	8593	0.25	
2	2148	0.51	
3	955	0.76	
4	537	1.02	
5	344	1.27	

Optic Medium 25°

Power Led: 33,5W - LED 3726 lm ≠ OUTPUT 1009 lm - 2200K/CRI 80 / 33,5W - LED 3864 lm ≠ OUTPUT 1046 lm - 2700K/CRI 80 / 33,5W - LED 4140 lm ≠ OUTPUT 1121 lm - 3000K/CRI 80 / 33,5W - LED 4278 lm ≠ OUTPUT 1158 lm - 4000K/CRI 80

2200K	2700K	3000K	4000K
Non Dimmable	Non Dimmable	Non Dimmable	Non Dimmable
● F017M1RA006	● F017M2RA006	● F017M3RA006	● F017M4RA006
● F017M1RA033	● F017M2RA033	● F017M3RA033	● F017M4RA033
1-10V	1-10V	1-10V	1-10V
● F017M1RB006	● F017M2RB006	● F017M3RB006	● F017M4RB006
● F017M1RB033	● F017M2RB033	● F017M3RB033	● F017M4RB033
Dali	Dali	Dali	Dali
● F017M1RD006	● F017M2RD006	● F017M3RD006	● F017M4RD006
● F017M1RD033	● F017M2RD033	● F017M3RD033	● F017M4RD033



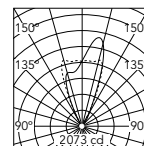
@3000K

Beam Angle: 25°	h(m)	E(lx)	D(m)
1	5576	0.45	
2	1394	0.89	
3	620	1.34	
4	349	1.78	
5	223	2.23	

Optic Flood 42°

Power Led: 33,5W - LED 3726 lm ≠ OUTPUT 808 lm - 2200K/CRI 80 / 33,5W - LED 3864 lm ≠ OUTPUT 838 lm - 2700K/CRI 80 / 33,5W - LED 4140 lm ≠ OUTPUT 898 lm - 3000K/CRI 80 / 33,5W - LED 4278 lm ≠ OUTPUT 928 lm - 4000K/CRI 80

2200K	2700K	3000K	4000K
Non Dimmable	Non Dimmable	Non Dimmable	Non Dimmable
● F017M1SA006	● F017M2SA006	● F017M3SA006	● F017M4SA006
● F017M1SA033	● F017M2SA033	● F017M3SA033	● F017M4SA033
1-10V	1-10V	1-10V	1-10V
● F017M1SB006	● F017M2SB006	● F017M3SB006	● F017M4SB006
● F017M1SB033	● F017M2SB033	● F017M3SB033	● F017M4SB033
Dali	Dali	Dali	Dali
● F017M1SD006	● F017M2SD006	● F017M3SD006	● F017M4SD006
● F017M1SD033	● F017M2SD033	● F017M3SD033	● F017M4SD033



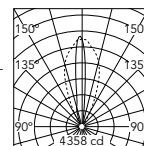
@3000K

Beam Angle: 42°	h(m)	E(lx)	D(m)
1	1967	0.76	
2	492	1.51	
3	219	2.27	
4	123	3.03	
5	79	3.78	

Optic Elliptical 12° x 40°

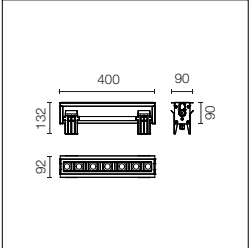

Power Led: 33,5W - LED 3726 lm ≠ OUTPUT 773 lm - 2200K/CRI 80 / 33,5W - LED 3864 lm ≠ OUTPUT 802 lm - 2700K/CRI 80 / 33,5W - LED 4140 lm ≠ OUTPUT 859 lm - 3000K/CRI 80 / 33,5W - LED 4278 lm ≠ OUTPUT 888 lm - 4000K/CRI 80









2200K	2700K	3000K	4000K
Non Dimmable	Non Dimmable	Non Dimmable	Non Dimmable
● F017M1TA006	● F017M2TA006	● F017M3TA006	● F017M4TA006
● F017M1TA033	● F017M2TA033	● F017M3TA033	● F017M4TA033
1-10V	1-10V	1-10V	1-10V
● F017M1TB006	● F017M2TB006	● F017M3TB006	● F017M4TB006
● F017M1TB033	● F017M2TB033	● F017M3TB033	● F017M4TB033
Dali	Dali	Dali	Dali
● F017M1TD006	● F017M2TD006	● F017M3TD006	● F017M4TD006
● F017M1TD033	● F017M2TD033	● F017M3TD033	● F017M4TD033



@3000K

Beam Angle: 12°	h(m)	E(lx)	D(m)
1	4356	0.21	
2	1089	0.42	
3	484	0.62	
4	272	0.83	
5	174	1.04	





Sorgente high power LED inclusa e ottiche arretrate. Alimentazione elettrica 220-240V on off e dimmerabile 1-10V e dali.

Cassaforma per l'installazione obbligatoria da ordinare separatamente.

Precablato con connettori rapidi H₂O Stop presa/spina inclusi.

ACT (Anti Corrosion Treatment) a richiesta.

High-power LED source included and rear lenses. 1-10V or DALI on-off and dimmable 220-240V power supply.

Compulsory installation box to be ordered separately.

Pre-wired with H₂O Stop quick connectors, plug/socket included.

ACT (Anti-Corrosion Treatment) upon request.

Optic Spot 16°

Power Led: 12,5W - LED 1304 lm ≠ OUTPUT 958 lm - 2200K/CRI 80 / 12,5W - LED 1352 lm ≠ OUTPUT 993 lm - 2700K/CRI 80 / 12,5W - LED 1449 lm ≠ OUTPUT 1064 lm - 3000K/CRI 80 / 12,5W - LED 1497 lm ≠ OUTPUT 1100 lm - 4000K/CRI 80

2200K

Non Dimmable

- F017E1AA006
- F017E1AA033

1-10V

- F017E1AB006
- F017E1AB033

Dali

- F017E1AD006
- F017E1AD033

2700K

Non Dimmable

- F017E2AA006
- F017E2AA033

1-10V

- F017E2AB006
- F017E2AB033

Dali

- F017E2AD006
- F017E2AD033

3000K

Non Dimmable

- F017E3AA006
- F017E3AA033

1-10V

- F017E3AB006
- F017E3AB033

Dali

- F017E3AD006
- F017E3AD033

4000K

Non Dimmable


- F017E4AA006
- F017E4AA033

1-10V

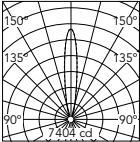
- F017E4AB006
- F017E4AB033

Dali

- F017E4AD006
- F017E4AD033



SPOT



@3000K

Beam Angle: 16°			
h(m)	E(lx)	D(m)	
1	7404	0.27	
2	1851	0.55	
3	823	0.82	
4	463	1.09	
5	296	1.37	

Optic Medium 25°

Power Led: 12,5W - LED 1304 lm ≠ OUTPUT 1031 lm - 2200K/CRI 80 / 12,5W - LED 1352 lm ≠ OUTPUT 1069 lm - 2700K/CRI 80 / 12,5W - LED 1449 lm ≠ OUTPUT 1146 lm - 3000K/CRI 80 / 12,5W - LED 1497 lm ≠ OUTPUT 1184 lm - 4000K/CRI 80

2200K

Non Dimmable

- F017E1BA006
- F017E1BA033

1-10V

- F017E1BB006
- F017E1BB033

Dali

- F017E1BD006
- F017E1BD033

2700K

Non Dimmable

- F017E2BA006
- F017E2BA033

1-10V

- F017E2BB006
- F017E2BB033

Dali

- F017E2BD006
- F017E2BD033

3000K

Non Dimmable

- F017E3BA006
- F017E3BA033

1-10V

- F017E3BB006
- F017E3BB033

Dali

- F017E3BD006
- F017E3BD033

4000K

Non Dimmable


- F017E4BA006
- F017E4BA033

1-10V

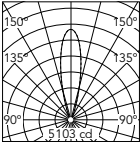
- F017E4BB006
- F017E4BB033

Dali

- F017E4BD006
- F017E4BD033



MEDIUM



@3000K

Beam Angle: 25°			
h(m)	E(lx)	D(m)	
1	5103	0.44	
2	1276	0.88	
3	567	1.32	
4	319	1.76	
5	204	2.20	

Optic Flood 46°

Power Led: 12,5W - LED 1304 lm ≠ OUTPUT 898 lm - 2200K/CRI 80 / 12,5W - LED 1352 lm ≠ OUTPUT 931 lm - 2700K/CRI 80 / 12,5W - LED 1449 lm ≠ OUTPUT 998 lm - 3000K/CRI 80 / 12,5W - LED 1497 lm ≠ OUTPUT 1031 lm - 4000K/CRI 80

2200K

Non Dimmable

- F017E1CA006
- F017E1CA033

1-10V

- F017E1CB006
- F017E1CB033

Dali

- F017E1CD006
- F017E1CD033

2700K

Non Dimmable

- F017E2CA006
- F017E2CA033

1-10V

- F017E2CB006
- F017E2CB033

Dali

- F017E2CD006
- F017E2CD033

3000K

Non Dimmable

- F017E3CA006
- F017E3CA033

1-10V

- F017E3CB006
- F017E3CB033

Dali

- F017E3CD006
- F017E3CD033

4000K

Non Dimmable


- F017E4CA006
- F017E4CA033

1-10V

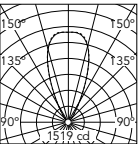
- F017E4CB006
- F017E4CB033

Dali

- F017E4CD006
- F017E4CD033



FLOOD



@3000K

Beam Angle: 46°			
h(m)	E(lx)	D(m)	
1	1511	0.85	
2	378	1.71	
3	168	2.56	
4	94	3.42	
5	60	4.27	

Optic Elliptical 12° x 50°

Power Led: 12,5W - LED 1304 lm ≠ OUTPUT 901 lm - 2200K/CRI 80 / 12,5W - LED 1352 lm ≠ OUTPUT 934 lm - 2700K/CRI 80 / 12,5W - LED 1449 lm ≠ OUTPUT 1001 lm - 3000K/CRI 80 / 12,5W - LED 1497 lm ≠ OUTPUT 1034 lm - 4000K/CRI 80

2200K

Non Dimmable

- F017E1DA006
- F017E1DA033

1-10V

- F017E1DB006
- F017E1DB033

Dali

- F017E1DD006
- F017E1DD033

2700K

Non Dimmable

- F017E2DA006
- F017E2DA033

1-10V

- F017E2DB006
- F017E2DB033

Dali

- F017E2DD006
- F017E2DD033

3000K

Non Dimmable

- F017E3DA006
- F017E3DA033

1-10V

- F017E3DB006
- F017E3DB033

Dali

- F017E3DD006
- F017E3DD033

4000K

Non Dimmable


- F017E4DA006
- F017E4DA033

1-10V

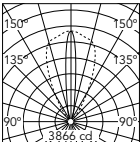
- F017E4DB006
- F017E4DB033

Dali

- F017E4DD006
- F017E4DD033

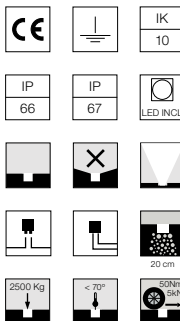
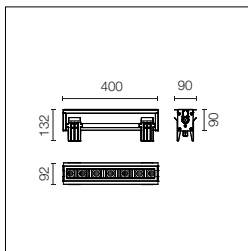


ELLIPTICAL



@3000K

Beam Angle: 12°			
h(m)	E(lx)	D(m)	
1	3866	0.22	
2	966	0.44	
3	430	0.66	
4	242	0.87	
5	155	1.09	



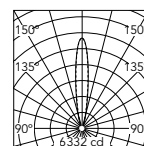
Sorgente high power LED inclusa e ottiche arretrate equipaggiate con griglia frangiluce antiabbagliamento. Alimentazione elettrica 220-240V on off e dimmerabile 1-10V e dali.
Cassaforma per l'installazione obbligatoria da ordinare separatamente.
Precablato con connettori rapidi H₂O Stop presa/spina inclusi.
ACT (Anti Corrosion Treatment) a richiesta.

High-power LED source included and rear lenses equipped with anti-glare diffuser grille. 1-10V or DALI on-off and dimmable 220-240V power supply.
Compulsory installation box to be ordered separately.
Pre-wired with H₂O Stop quick connectors, plug/socket included.
ACT (Anti-Corrosion Treatment) upon request.

Optic Spot 16°

Power Led: 12,5W - LED 1304 lm ≠ OUTPUT 702 lm - 2200K/CRI 80 / 12,5W - LED 1352 lm ≠ OUTPUT 728 lm - 2700K/CRI 80 / 12,5W - LED 1449 lm ≠ OUTPUT 780 lm - 3000K/CRI 80 / 12,5W - LED 1497 lm ≠ OUTPUT 806 lm - 4000K/CRI 80

2200K	2700K	3000K	4000K
Non Dimmable	Non Dimmable	Non Dimmable	Non Dimmable
● F017E1HA006	● F017E2HA006	● F017E3HA006	● F017E4HA006
● F017E1HA033	● F017E2HA033	● F017E3HA033	● F017E4HA033
1-10V	1-10V	1-10V	1-10V
● F017E1HB006	● F017E2HB006	● F017E3HB006	● F017E4HB006
● F017E1HB033	● F017E2HB033	● F017E3HB033	● F017E4HB033
Dali	Dali	Dali	Dali
● F017E1HD006	● F017E2HD006	● F017E3HD006	● F017E4HD006
● F017E1HD033	● F017E2HD033	● F017E3HD033	● F017E4HD033



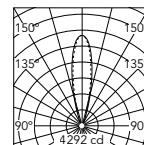
@3000K

Beam Angle: 16°	h(m)	E(lx)	D(m)
1	6332	0.28	
2	1583	0.56	
3	704	0.83	
4	396	1.11	
5	253	1.39	

Optic Medium 25°

Power Led: 12,5W - LED 1304 lm ≠ OUTPUT 744 lm - 2200K/CRI 80 / 12,5W - LED 1352 lm ≠ OUTPUT 772 lm - 2700K/CRI 80 / 12,5W - LED 1449 lm ≠ OUTPUT 827 lm - 3000K/CRI 80 / 12,5W - LED 1497 lm ≠ OUTPUT 854 lm - 4000K/CRI 80

2200K	2700K	3000K	4000K
Non Dimmable	Non Dimmable	Non Dimmable	Non Dimmable
● F017E1JA006	● F017E2JA006	● F017E3JA006	● F017E4JA006
● F017E1JA033	● F017E2JA033	● F017E3JA033	● F017E4JA033
1-10V	1-10V	1-10V	1-10V
● F017E1JB006	● F017E2JB006	● F017E3JB006	● F017E4JB006
● F017E1JB033	● F017E2JB033	● F017E3JB033	● F017E4JB033
Dali	Dali	Dali	Dali
● F017E1JD006	● F017E2JD006	● F017E3JD006	● F017E4JD006
● F017E1JD033	● F017E2JD033	● F017E3JD033	● F017E4JD033



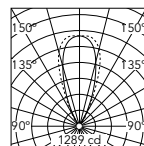
@3000K

Beam Angle: 25°	h(m)	E(lx)	D(m)
1	4292	0.44	
2	1073	0.87	
3	477	1.31	
4	268	1.74	
5	172	2.18	

Optic Flood 39°

Power Led: 12,5W - LED 1304 lm ≠ OUTPUT 576 lm - 2200K/CRI 80 / 12,5W - LED 1352 lm ≠ OUTPUT 597 lm - 2700K/CRI 80 / 12,5W - LED 1449 lm ≠ OUTPUT 639 lm - 3000K/CRI 80 / 12,5W - LED 1497 lm ≠ OUTPUT 661 lm - 4000K/CRI 80

2200K	2700K	3000K	4000K
Non Dimmable	Non Dimmable	Non Dimmable	Non Dimmable
● F017E1KA006	● F017E2KA006	● F017E3KA006	● F017E4KA006
● F017E1KA033	● F017E2KA033	● F017E3KA033	● F017E4KA033
1-10V	1-10V	1-10V	1-10V
● F017E1KB006	● F017E2KB006	● F017E3KB006	● F017E4KB006
● F017E1KB033	● F017E2KB033	● F017E3KB033	● F017E4KB033
Dali	Dali	Dali	Dali
● F017E1KD006	● F017E2KD006	● F017E3KD006	● F017E4KD006
● F017E1KD033	● F017E2KD033	● F017E3KD033	● F017E4KD033



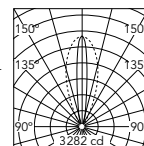
@3000K

Beam Angle: 39°	h(m)	E(lx)	D(m)
1	1285	0.71	
2	321	1.43	
3	143	2.14	
4	80	2.86	
5	51	3.57	

Optic Elliptical 13° x 40°

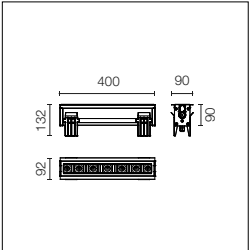

Power Led: 12,5W - LED 1304 lm ≠ OUTPUT 574 lm - 2200K/CRI 80 / 12,5W - LED 1352 lm ≠ OUTPUT 595 lm - 2700K/CRI 80 / 12,5W - LED 1449 lm ≠ OUTPUT 638 lm - 3000K/CRI 80 / 12,5W - LED 1497 lm ≠ OUTPUT 659 lm - 4000K/CRI 80









2200K	2700K	3000K	4000K
Non Dimmable	Non Dimmable	Non Dimmable	Non Dimmable
● F017E1LA006	● F017E2LA006	● F017E3LA006	● F017E4LA006
● F017E1LA033	● F017E2LA033	● F017E3LA033	● F017E4LA033
1-10V	1-10V	1-10V	1-10V
● F017E1LB006	● F017E2LB006	● F017E3LB006	● F017E4LB006
● F017E1LB033	● F017E2LB033	● F017E3LB033	● F017E4LB033
Dali	Dali	Dali	Dali
● F017E1LD006	● F017E2LD006	● F017E3LD006	● F017E4LD006
● F017E1LD033	● F017E2LD033	● F017E3LD033	● F017E4LD033



@3000K

Beam Angle: 13°	h(m)	E(lx)	D(m)
1	3282	0.22	
2	820	0.44	
3	365	0.67	
4	205	0.89	
5	131	1.11	





Sorgente high power LED inclusa e ottiche arretrate equipaggiate con griglia frangiluce asimmetrica antiabbagliamento. Alimentazione elettrica 220-240V on off e dimmerabile 1-10V e dali.

Cassaforma per l'installazione obbligatoria da ordinare separatamente.

Precabato con connettori rapidi H₂O Stop presa/spina inclusi. ACT (Anti Corrosion Treatment) a richiesta.

High-power LED source included and rear lenses equipped with anti-glare asymmetrical diffuser grille. 1-10V or DALI on-off and dimmable 220-240V power supply.

Compulsory installation box to be ordered separately.

Pre-wired with H₂O Stop quick connectors, plug/socket included. ACT (Anti-Corrosion Treatment) upon request.

Optic Spot 15°

Power Led: 12,5W - LED 1304 lm ≠ OUTPUT 334 lm - 2200K/CRI 80 / 12,5W - LED 1352 lm ≠ OUTPUT 346 lm - 2700K/CRI 80 / 12,5W - LED 1449 lm ≠ OUTPUT 371 lm - 3000K/CRI 80 / 12,5W - LED 1497 lm ≠ OUTPUT 383 lm - 4000K/CRI 80

2200K
Non Dimmable

- F017E1QA006
- F017E1QA033

1-10V

- F017E1QB006
- F017E1QB033

Dali

- F017E1QD006
- F017E1QD033

2700K
Non Dimmable

- F017E2QA006
- F017E2QA033

1-10V

- F017E2QB006
- F017E2QB033

Dali

- F017E2QD006
- F017E2QD033

3000K
Non Dimmable

- F017E3QA006
- F017E3QA033

1-10V

- F017E3QB006
- F017E3QB033

Dali

- F017E3QD006
- F017E3QD033

4000K
Non Dimmable


- F017E4QA006
- F017E4QA033

1-10V

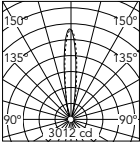
- F017E4QB006
- F017E4QB033

Dali

- F017E4QD006
- F017E4QD033



SPOT



@3000K

Beam Angle:	15°	
h(m)	E(lx)	D(m)
1	3010	0.25
2	753	0.51
3	334	0.76
4	188	1.02
5	120	1.27

Optic Medium 25°

Power Led: 12,5W - LED 1304 lm ≠ OUTPUT 353 lm - 2200K/CRI 80 / 12,5W - LED 1352 lm ≠ OUTPUT 367 lm - 2700K/CRI 80 / 12,5W - LED 1449 lm ≠ OUTPUT 393 lm - 3000K/CRI 80 / 12,5W - LED 1497 lm ≠ OUTPUT 406 lm - 4000K/CRI 80

2200K
Non Dimmable

- F017E1RA006
- F017E1RA033

1-10V

- F017E1RB006
- F017E1RB033

Dali

- F017E1RD006
- F017E1RD033

2700K
Non Dimmable

- F017E2RA006
- F017E2RA033

1-10V

- F017E2RB006
- F017E2RB033

Dali

- F017E2RD006
- F017E2RD033

3000K
Non Dimmable

- F017E3RA006
- F017E3RA033

1-10V

- F017E3RB006
- F017E3RB033

Dali

- F017E3RD006
- F017E3RD033

4000K
Non Dimmable


- F017E4RA006
- F017E4RA033

1-10V

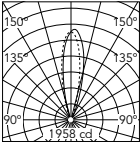
- F017E4RB006
- F017E4RB033

Dali

- F017E4RD006
- F017E4RD033



MEDIUM



@3000K

Beam Angle:	25°	
h(m)	E(lx)	D(m)
1	1955	0.45
2	489	0.89
3	217	1.34
4	122	1.78
5	78	2.23

Optic Flood 42°

Power Led: 12,5W - LED 1304 lm ≠ OUTPUT 620 lm - 2200K/CRI 80 / 12,5W - LED 1352 lm ≠ OUTPUT 294 lm - 2700K/CRI 80 / 12,5W - LED 1449 lm ≠ OUTPUT 314 lm - 3000K/CRI 80 / 12,5W - LED 1497 lm ≠ OUTPUT 325 lm - 4000K/CRI 80

2200K
Non Dimmable

- F017E1SA006
- F017E1SA033

1-10V

- F017E1SB006
- F017E1SB033

Dali

- F017E1SD006
- F017E1SD033

2700K
Non Dimmable

- F017E2SA006
- F017E2SA033

1-10V

- F017E2SB006
- F017E2SB033

Dali

- F017E2SD006
- F017E2SD033

3000K
Non Dimmable

- F017E3SA006
- F017E3SA033

1-10V

- F017E3SB006
- F017E3SB033

Dali

- F017E3SD006
- F017E3SD033

4000K
Non Dimmable


- F017E4SA006
- F017E4SA033

1-10V

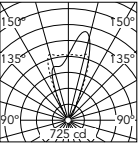
- F017E4SB006
- F017E4SB033

Dali

- F017E4SD006
- F017E4SD033



FLOOD



@3000K

Beam Angle:	42°	
h(m)	E(lx)	D(m)
1	688	0.76
2	172	1.51
3	76	2.27
4	43	3.03
5	28	3.78

Optic Elliptical 12° x 40°

Power Led: 12,5W - LED 1304 lm ≠ OUTPUT 271 lm - 2200K/CRI 80 / 12,5W - LED 1352 lm ≠ OUTPUT 281 lm - 2700K/CRI 80 / 12,5W - LED 1449 lm ≠ OUTPUT 301 lm - 3000K/CRI 80 / 12,5W - LED 1497 lm ≠ OUTPUT 311 lm - 4000K/CRI 80

2200K
Non Dimmable

- F017E1TA006
- F017E1TA033

1-10V

- F017E1TB006
- F017E1TB033

Dali

- F017E1TD006
- F017E1TD033

2700K
Non Dimmable

- F017E2TA006
- F017E2TA033

1-10V

- F017E2TB006
- F017E2TB033

Dali

- F017E2TD006
- F017E2TD033

3000K
Non Dimmable

- F017E3TA006
- F017E3TA033

1-10V

- F017E3TB006
- F017E3TB033

Dali

- F017E3TD006
- F017E3TD033

4000K
Non Dimmable


- F017E4TA006
- F017E4TA033

1-10V

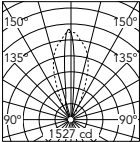
- F017E4TB006
- F017E4TB033

Dali

- F017E4TD006
- F017E4TD033

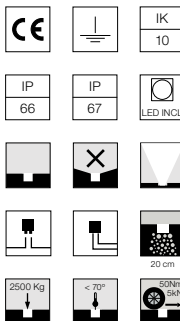
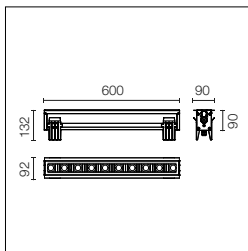


ELLIPTICAL



@3000K

Beam Angle:	12°	
h(m)	E(lx)	D(m)
1	1526	0.21
2	382	0.42
3	170	0.62
4	95	0.83
5	61	1.04



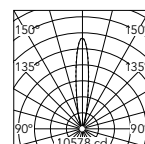
Sorgente high power LED inclusa e ottiche arretrate. Alimentazione elettrica 220-240V on off e dimmerabile 1-10V e dali. Cassaforma per l'installazione obbligatoria da ordinare separatamente. Precabato con connettori rapidi H₂O Stop presa/spina inclusi. ACT (Anti Corrosion Treatment) a richiesta.

High-power LED source included and rear lenses. 1-10V or DALI on-off and dimmable 220-240V power supply. Compulsory installation box to be ordered separately. Pre-wired with H₂O Stop quick connectors, plug/socket included. ACT (Anti-Corrosion Treatment) upon request.

Optic Spot 16°

Power Led: 17W - LED 1863 lm ≠ OUTPUT 1368 lm - 2200K/CRI 80 / 17W - LED 1932 lm ≠ OUTPUT 1419 lm - 2700K/CRI 80 / 17W - LED 2070 lm ≠ OUTPUT 1520 lm - 3000K/CRI 80 / 17W - LED 2139 lm ≠ OUTPUT 1571 lm - 4000K/CRI 80

2200K	2700K	3000K	4000K
Non Dimmable	Non Dimmable	Non Dimmable	Non Dimmable
● F017F1AA006	● F017F2AA006	● F017F3AA006	● F017F4AA006
● F017F1AA033	● F017F2AA033	● F017F3AA033	● F017F4AA033
1-10V	1-10V	1-10V	1-10V
● F017F1AB006	● F017F2AB006	● F017F3AB006	● F017F4AB006
● F017F1AB033	● F017F2AB033	● F017F3AB033	● F017F4AB033
Dali	Dali	Dali	Dali
● F017F1AD006	● F017F2AD006	● F017F3AD006	● F017F4AD006
● F017F1AD033	● F017F2AD033	● F017F3AD033	● F017F4AD033



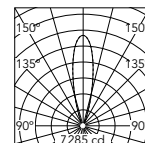
@3000K

Beam Angle: 16°	h(m)	E(lx)	D(m)
1	10578	0.27	
2	2644	0.55	
3	1175	0.82	
4	661	1.09	
5	423	1.37	

Optic Medium 25°

Power Led: 17W - LED 1863 lm ≠ OUTPUT 1473 lm - 2200K/CRI 80 / 17W - LED 1932 lm ≠ OUTPUT 1527 lm - 2700K/CRI 80 / 17W - LED 2070 lm ≠ OUTPUT 1636 lm - 3000K/CRI 80 / 17W - LED 2139 lm ≠ OUTPUT 1691 lm - 4000K/CRI 80

2200K	2700K	3000K	4000K
Non Dimmable	Non Dimmable	Non Dimmable	Non Dimmable
● F017F1BA006	● F017F2BA006	● F017F3BA006	● F017F4BA006
● F017F1BA033	● F017F2BA033	● F017F3BA033	● F017F4BA033
1-10V	1-10V	1-10V	1-10V
● F017F1BB006	● F017F2BB006	● F017F3BB006	● F017F4BB006
● F017F1BB033	● F017F2BB033	● F017F3BB033	● F017F4BB033
Dali	Dali	Dali	Dali
● F017F1BD006	● F017F2BD006	● F017F3BD006	● F017F4BD006
● F017F1BD033	● F017F2BD033	● F017F3BD033	● F017F4BD033



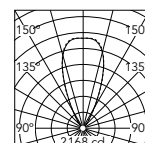
@3000K

Beam Angle: 25°	h(m)	E(lx)	D(m)
1	7285	0.44	
2	1821	0.88	
3	809	1.32	
4	455	1.76	
5	291	2.20	

Optic Flood 46°

Power Led: 17W - LED 1863 lm ≠ OUTPUT 1283 lm - 2200K/CRI 80 / 17W - LED 1932 lm ≠ OUTPUT 1330 lm - 2700K/CRI 80 / 17W - LED 2070 lm ≠ OUTPUT 1425 lm - 3000K/CRI 80 / 17W - LED 2139 lm ≠ OUTPUT 1473 lm - 4000K/CRI 80

2200K	2700K	3000K	4000K
Non Dimmable	Non Dimmable	Non Dimmable	Non Dimmable
● F017F1CA006	● F017F2CA006	● F017F3CA006	● F017F4CA006
● F017F1CA033	● F017F2CA033	● F017F3CA033	● F017F4CA033
1-10V	1-10V	1-10V	1-10V
● F017F1CB006	● F017F2CB006	● F017F3CB006	● F017F4CB006
● F017F1CB033	● F017F2CB033	● F017F3CB033	● F017F4CB033
Dali	Dali	Dali	Dali
● F017F1CD006	● F017F2CD006	● F017F3CD006	● F017F4CD006
● F017F1CD033	● F017F2CD033	● F017F3CD033	● F017F4CD033



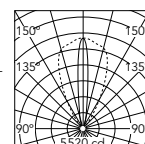
@3000K

Beam Angle: 46°	h(m)	E(lx)	D(m)
1	2158	0.85	
2	539	1.71	
3	240	2.56	
4	135	3.42	
5	86	4.27	

Optic Elliptical 12° x 50°

Power Led: 17W - LED 1863 lm ≠ OUTPUT 1286 lm - 2200K/CRI 80 / 17W - LED 1932 lm ≠ OUTPUT 1334 lm - 2700K/CRI 80 / 17W - LED 2070 lm ≠ OUTPUT 1429 lm - 3000K/CRI 80 / 17W - LED 2139 lm ≠ OUTPUT 1477 lm - 4000K/CRI 80

2200K	2700K	3000K	4000K
Non Dimmable	Non Dimmable	Non Dimmable	Non Dimmable
● F017F1DA006	● F017F2DA006	● F017F3DA006	● F017F4DA006
● F017F1DA033	● F017F2DA033	● F017F3DA033	● F017F4DA033
1-10V	1-10V	1-10V	1-10V
● F017F1DB006	● F017F2DB006	● F017F3DB006	● F017F4DB006
● F017F1DB033	● F017F2DB033	● F017F3DB033	● F017F4DB033
Dali	Dali	Dali	Dali
● F017F1DD006	● F017F2DD006	● F017F3DD006	● F017F4DD006
● F017F1DD033	● F017F2DD033	● F017F3DD033	● F017F4DD033



@3000K

Beam Angle: 12°	h(m)	E(lx)	D(m)
1	5519	0.22	
2	1380	0.44	
3	613	0.66	
4	345	0.87	
5	221	1.09	





Sorgente high power LED inclusa e ottiche arretrate equipaggiate con griglia frangiluce antiabbagliamento. Alimentazione elettrica 220-240V on off e dimmerabile 1-10V e dali.

Cassaforma per l'installazione obbligatoria da ordinare separatamente.

Precabato con connettori rapidi H₂O Stop presa/spina inclusi. ACT (Anti Corrosion Treatment) a richiesta.

High-power LED source included and rear lenses equipped with anti-glare diffuser grille. 1-10V or DALI on-off and dimmable 220-240V power supply.

Compulsory installation box to be ordered separately.

Pre-wired with H₂O Stop quick connectors, plug/socket included. ACT (Anti-Corrosion Treatment) upon request.

Optic Spot 16°

Power Led: 17W - LED 1863 lm ≠ OUTPUT 1003 lm - 2200K/CRI 80 / 17W - LED 1932 lm ≠ OUTPUT 1040 lm - 2700K/CRI 80 / 17W - LED 2070 lm ≠ OUTPUT 1115 lm - 3000K/CRI 80 / 17W - LED 2139 lm ≠ OUTPUT 1152 lm - 4000K/CRI 80

2200K
Non Dimmable

- F017F1HA006
- F017F1HA033
- 1-10V
- F017F1HB006
- F017F1HB033
- Dali
- F017F1HD006
- F017F1HD033

2700K
Non Dimmable

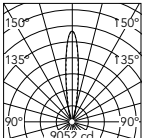

- F017F2HA006
- F017F2HA033
- 1-10V
- F017F2HB006
- F017F2HB033
- Dali
- F017F2HD006
- F017F2HD033

3000K
Non Dimmable

- F017F3HA006
- F017F3HA033
- 1-10V
- F017F3HB006
- F017F3HB033
- Dali
- F017F3HD006
- F017F3HD033

4000K
Non Dimmable

- F017F4HA006
- F017F4HA033
- 1-10V
- F017F4HB006
- F017F4HB033
- Dali
- F017F4HD006
- F017F4HD033



Beam Angle:	16°	
h(m)	E(lx)	D(m)
1	9052	0.28
2	2263	0.56
3	1006	0.83
4	566	1.11
5	362	1.39

@3000K

Optic Medium 25°

Power Led: 17W - LED 1863 lm ≠ OUTPUT 1063 lm - 2200K/CRI 80 / 17W - LED 1932 lm ≠ OUTPUT 1102 lm - 2700K/CRI 80 / 17W - LED 2070 lm ≠ OUTPUT 1181 lm - 3000K/CRI 80 / 17W - LED 2139 lm ≠ OUTPUT 1220 lm - 4000K/CRI 80

2200K
Non Dimmable

- F017F1JA006
- F017F1JA033
- 1-10V
- F017F1JB006
- F017F1JB033
- Dali
- F017F1JD006
- F017F1JD033

2700K
Non Dimmable

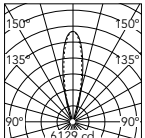

- F017F2JA006
- F017F2JA033
- 1-10V
- F017F2JB006
- F017F2JB033
- Dali
- F017F2JD006
- F017F2JD033

3000K
Non Dimmable

- F017F3JA006
- F017F3JA033
- 1-10V
- F017F3JB006
- F017F3JB033
- Dali
- F017F3JD006
- F017F3JD033

4000K
Non Dimmable

- F017F4JA006
- F017F4JA033
- 1-10V
- F017F4JB006
- F017F4JB033
- Dali
- F017F4JD006
- F017F4JD033



Beam Angle:	25°	
h(m)	E(lx)	D(m)
1	6129	0.44
2	1532	0.87
3	681	1.31
4	383	1.74
5	245	2.18

@3000K

Optic Flood 39°

Power Led: 17W - LED 1863 lm ≠ OUTPUT 820 lm - 2200K/CRI 80 / 17W - LED 1932 lm ≠ OUTPUT 850 lm - 2700K/CRI 80 / 17W - LED 2070 lm ≠ OUTPUT 911 lm - 3000K/CRI 80 / 17W - LED 2139 lm ≠ OUTPUT 944 lm - 4000K/CRI 80

2200K
Non Dimmable

- F017F1KA006
- F017F1KA033
- 1-10V
- F017F1KB006
- F017F1KB033
- Dali
- F017F1KD006
- F017F1KD033

2700K
Non Dimmable

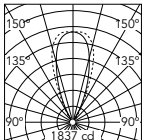

- F017F2KA006
- F017F2KA033
- 1-10V
- F017F2KB006
- F017F2KB033
- Dali
- F017F2KD006
- F017F2KD033

3000K
Non Dimmable

- F017F3KA006
- F017F3KA033
- 1-10V
- F017F3KB006
- F017F3KB033
- Dali
- F017F3KD006
- F017F3KD033

4000K
Non Dimmable

- F017F4KA006
- F017F4KA033
- 1-10V
- F017F4KB006
- F017F4KB033
- Dali
- F017F4KD006
- F017F4KD033



Beam Angle:	39°	
h(m)	E(lx)	D(m)
1	1832	0.71
2	458	1.43
3	204	2.14
4	115	2.86
5	73	3.57

@3000K

Optic Elliptical 13° x 40°

Power Led: 17W - LED 1863 lm ≠ OUTPUT 820 lm - 2200K/CRI 80 / 17W - LED 1932 lm ≠ OUTPUT 850 lm - 2700K/CRI 80 / 17W - LED 2070 lm ≠ OUTPUT 911 lm - 3000K/CRI 80 / 17W - LED 2139 lm ≠ OUTPUT 941 lm - 4000K/CRI 80

2200K
Non Dimmable

- F017F1LA006
- F017F1LA033
- 1-10V
- F017F1LB006
- F017F1LB033
- Dali
- F017F1LD006
- F017F1LD033

2700K
Non Dimmable

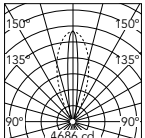

- F017F2LA006
- F017F2LA033
- 1-10V
- F017F2LB006
- F017F2LB033
- Dali
- F017F2LD006
- F017F2LD033

3000K
Non Dimmable

- F017F3LA006
- F017F3LA033
- 1-10V
- F017F3LB006
- F017F3LB033
- Dali
- F017F3LD006
- F017F3LD033

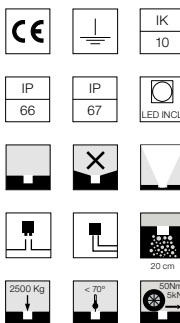
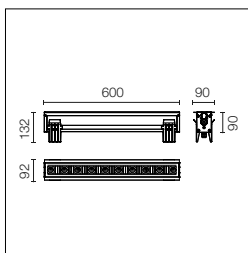
4000K
Non Dimmable

- F017F4LA006
- F017F4LA033
- 1-10V
- F017F4LB006
- F017F4LB033
- Dali
- F017F4LD006
- F017F4LD033



Beam Angle:	13°	
h(m)	E(lx)	D(m)
1	4686	0.22
2	1172	0.44
3	521	0.67
4	293	0.89
5	187	1.11

@3000K



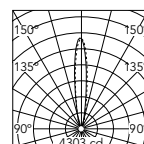
Sorgente high power LED inclusa e ottiche arretrate equipaggiate con griglia frangiluce asimmetrica antiabbagliamento. Alimentazione elettrica 220-240V on off e dimmerabile 1-10V e dali.
Cassaforma per l'installazione obbligatoria da ordinare separatamente.
Precablato con connettori rapidi H₂O Stop presa/spina inclusi.
ACT (Anti Corrosion Treatment) a richiesta.

High-power LED source included and rear lenses equipped with anti-glare asymmetrical diffuser grille. 1-10V or DALI on-off and dimmable 220-240V power supply.
Compulsory installation box to be ordered separately.
Pre-wired with H₂O Stop quick connectors, plug/socket included.
ACT (Anti-Corrosion Treatment) upon request.

Optic Spot 15°

Power Led: 17W - LED 1863 lm ≠ OUTPUT 477 lm - 2200K/CRI 80 / 17W - LED 1932 lm ≠ OUTPUT 495 lm - 2700K/CRI 80 / 17W - LED 2070 lm ≠ OUTPUT 530 lm - 3000K/CRI 80 / 17W - LED 2139 lm ≠ OUTPUT 548 lm - 4000K/CRI 80

2200K	2700K	3000K	4000K
Non Dimmable	Non Dimmable	Non Dimmable	Non Dimmable
● F017F1QA006	● F017F2QA006	● F017F3QA006	● F017F4QA006
● F017F1QA033	● F017F2QA033	● F017F3QA033	● F017F4QA033
1-10V	1-10V	1-10V	1-10V
● F017F1QB006	● F017F2QB006	● F017F3QB006	● F017F4QB006
● F017F1QB033	● F017F2QB033	● F017F3QB033	● F017F4QB033
Dali	Dali	Dali	Dali
● F017F1QD006	● F017F2QD006	● F017F3QD006	● F017F4QD006
● F017F1QD033	● F017F2QD033	● F017F3QD033	● F017F4QD033



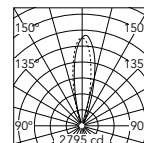
@3000K

Beam Angle: 15°	h(m)	E(lx)	D(m)
1	4300	0.25	
2	1075	0.51	
3	478	0.76	
4	269	1.02	
5	172	1.27	

Optic Medium 25°

Power Led: 17W - LED 1863 lm ≠ OUTPUT 505 lm - 2200K/CRI 80 / 17W - LED 1932 lm ≠ OUTPUT 523 lm - 2700K/CRI 80 / 17W - LED 2070 lm ≠ OUTPUT 561 lm - 3000K/CRI 80 / 17W - LED 2139 lm ≠ OUTPUT 579 lm - 4000K/CRI 80

2200K	2700K	3000K	4000K
Non Dimmable	Non Dimmable	Non Dimmable	Non Dimmable
● F017F1RA006	● F017F2RA006	● F017F3RA006	● F017F4RA006
● F017F1RA033	● F017F2RA033	● F017F3RA033	● F017F4RA033
1-10V	1-10V	1-10V	1-10V
● F017F1RB006	● F017F2RB006	● F017F3RB006	● F017F4RB006
● F017F1RB033	● F017F2RB033	● F017F3RB033	● F017F4RB033
Dali	Dali	Dali	Dali
● F017F1RD006	● F017F2RD006	● F017F3RD006	● F017F4RD006
● F017F1RD033	● F017F2RD033	● F017F3RD033	● F017F4RD033



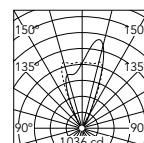
@3000K

Beam Angle: 25°	h(m)	E(lx)	D(m)
1	2790	0.45	
2	698	0.89	
3	310	1.34	
4	174	1.78	
5	112	2.23	

Optic Flood 42°

Power Led: 17W - LED 1863 lm ≠ OUTPUT 404 lm - 2200K/CRI 80 / 17W - LED 1932 lm ≠ OUTPUT 419 lm - 2700K/CRI 80 / 17W - LED 2070 lm ≠ OUTPUT 449 lm - 3000K/CRI 80 / 17W - LED 2139 lm ≠ OUTPUT 464 lm - 4000K/CRI 80

2200K	2700K	3000K	4000K
Non Dimmable	Non Dimmable	Non Dimmable	Non Dimmable
● F017F1SA006	● F017F2SA006	● F017F3SA006	● F017F4SA006
● F017F1SA033	● F017F2SA033	● F017F3SA033	● F017F4SA033
1-10V	1-10V	1-10V	1-10V
● F017F1SB006	● F017F2SB006	● F017F3SB006	● F017F4SB006
● F017F1SB033	● F017F2SB033	● F017F3SB033	● F017F4SB033
Dali	Dali	Dali	Dali
● F017F1SD006	● F017F2SD006	● F017F3SD006	● F017F4SD006
● F017F1SD033	● F017F2SD033	● F017F3SD033	● F017F4SD033



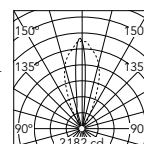
@3000K

Beam Angle: 42°	h(m)	E(lx)	D(m)
1	983	0.76	
2	246	1.51	
3	109	2.27	
4	61	3.03	
5	39	3.78	

Optic Elliptical 12° x 40°

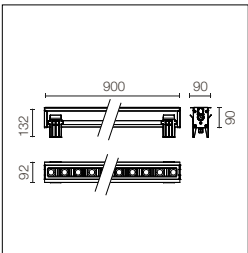

Power Led: 17W - LED 1863 lm ≠ OUTPUT 387 lm - 2200K/CRI 80 / 17W - LED 1932 lm ≠ OUTPUT 401 lm - 2700K/CRI 80 / 17W - LED 2070 lm ≠ OUTPUT 430 lm - 3000K/CRI 80 / 17W - LED 2139 lm ≠ OUTPUT 444 lm - 4000K/CRI 80









2200K	2700K	3000K	4000K
Non Dimmable	Non Dimmable	Non Dimmable	Non Dimmable
● F017F1TA006	● F017F2TA006	● F017F3TA006	● F017F4TA006
● F017F1TA033	● F017F2TA033	● F017F3TA033	● F017F4TA033
1-10V	1-10V	1-10V	1-10V
● F017F1TB006	● F017F2TB006	● F017F3TB006	● F017F4TB006
● F017F1TB033	● F017F2TB033	● F017F3TB033	● F017F4TB033
Dali	Dali	Dali	Dali
● F017F1TD006	● F017F2TD006	● F017F3TD006	● F017F4TD006
● F017F1TD033	● F017F2TD033	● F017F3TD033	● F017F4TD033



@3000K

Beam Angle: 12°	h(m)	E(lx)	D(m)
1	2181	0.21	
2	545	0.42	
3	242	0.62	
4	136	0.83	
5	87	1.04	





Sorgente high power LED inclusa e ottiche arretrate. Alimentazione elettrica 220-240V on off e dimmerabile 1-10V e dali.

Cassaforma per l'installazione obbligatoria da ordinare separatamente.

Precablato con connettori rapidi H₂O Stop presa/spina inclusi.

ACT (Anti Corrosion Treatment) a richiesta.

High-power LED source included and rear lenses. 1-10V or DALI on-off and dimmable 220-240V power supply.

Compulsory installation box to be ordered separately.

Pre-wired with H₂O Stop quick connectors, plug/socket included.

ACT (Anti-Corrosion Treatment) upon request.

Optic Spot 16°

Power Led: 26W - LED 2795 lm ≠ OUTPUT 2052 lm - 2200K/CRI 80 / 26W - LED 2898 lm ≠ OUTPUT 2128 lm - 2700K/CRI 80 / 26W - LED 3105 lm ≠ OUTPUT 2454 lm - 3000K/CRI 80 / 26W - LED 3209 lm ≠ OUTPUT 2536 lm - 4000K/CRI 80

2200K
Non Dimmable

- F017G1AA006
- F017G1AA033

1-10V

- F017G1AB006
- F017G1AB033

Dali

- F017G1AD006
- F017G1AD033

2700K
Non Dimmable

- F017G2AA006
- F017G2AA033

1-10V

- F017G2AB006
- F017G2AB033

Dali

- F017G2AD006
- F017G2AD033

3000K
Non Dimmable

- F017G3AA006
- F017G3AA033

1-10V

- F017G3AB006
- F017G3AB033

Dali

- F017G3AD006
- F017G3AD033

4000K
Non Dimmable

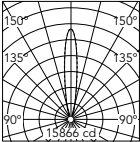

- F017G4AA006
- F017G4AA033

1-10V

- F017G4AB006
- F017G4AB033

Dali

- F017G4AD006
- F017G4AD033



Beam Angle: 16°			
h(m)	E(lx)	D(m)	
1	15866	0.27	
2	3967	0.55	
3	1763	0.82	
4	992	1.09	
5	635	1.37	

@3000K

Optic Medium 25°

Power Led: 26W - LED 2795 lm ≠ OUTPUT 2209 lm - 2200K/CRI 80 / 26W - LED 2898 lm ≠ OUTPUT 2291 lm - 2700K/CRI 80 / 26W - LED 3105 lm ≠ OUTPUT 2280 lm - 3000K/CRI 80 / 26W - LED 3209 lm ≠ OUTPUT 2536 lm - 4000K/CRI 80

2200K
Non Dimmable

- F017G1BA006
- F017G1BA033

1-10V

- F017G1BB006
- F017G1BB033

Dali

- F017G1BD006
- F017G1BD033

2700K
Non Dimmable

- F017G2BA006
- F017G2BA033

1-10V

- F017G2BB006
- F017G2BB033

Dali

- F017G2BD006
- F017G2BD033

3000K
Non Dimmable

- F017G3BA006
- F017G3BA033

1-10V

- F017G3BB006
- F017G3BB033

Dali

- F017G3BD006
- F017G3BD033

4000K
Non Dimmable

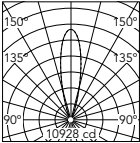

- F017G4BA006
- F017G4BA033

1-10V

- F017G4BB006
- F017G4BB033

Dali

- F017G4BD006
- F017G4BD033



Beam Angle: 25°			
h(m)	E(lx)	D(m)	
1	10928	0.44	
2	2732	0.88	
3	1214	1.32	
4	683	1.76	
5	437	2.20	

@3000K

Optic Flood 46°

Power Led: 26W - LED 2795 lm ≠ OUTPUT 1924 lm - 2200K/CRI 80 / 26W - LED 2898 lm ≠ OUTPUT 1995 lm - 2700K/CRI 80 / 26W - LED 3105 lm ≠ OUTPUT 2138 lm - 3000K/CRI 80 / 26W - LED 3209 lm ≠ OUTPUT 2209 lm - 4000K/CRI 80

2200K
Non Dimmable

- F017G1CA006
- F017G1CA033

1-10V

- F017G1CB006
- F017G1CB033

Dali

- F017G1CD006
- F017G1CD033

2700K
Non Dimmable

- F017G2CA006
- F017G2CA033

1-10V

- F017G2CB006
- F017G2CB033

Dali

- F017G2CD006
- F017G2CD033

3000K
Non Dimmable

- F017G3CA006
- F017G3CA033

1-10V

- F017G3CB006
- F017G3CB033

Dali

- F017G3CD006
- F017G3CD033

4000K
Non Dimmable

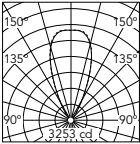

- F017G4CA006
- F017G4CA033

1-10V

- F017G4CB006
- F017G4CB033

Dali

- F017G4CD006
- F017G4CD033



Beam Angle: 46°			
h(m)	E(lx)	D(m)	
1	3238	0.85	
2	809	1.71	
3	360	2.56	
4	202	3.42	
5	130	4.27	

@3000K

Optic Elliptical 12° x 50°

Power Led: 26W - LED 2795 lm ≠ OUTPUT 1929 lm - 2200K/CRI 80 / 26W - LED 2898 lm ≠ OUTPUT 2001 lm - 2700K/CRI 80 / 26W - LED 3105 lm ≠ OUTPUT 2144 lm - 3000K/CRI 80 / 26W - LED 3209 lm ≠ OUTPUT 2215 lm - 4000K/CRI 80

2200K
Non Dimmable

- F017G1DA006
- F017G1DA033

1-10V

- F017G1DB006
- F017G1DB033

Dali

- F017G1DD006
- F017G1DD033

2700K
Non Dimmable

- F017G2DA006
- F017G2DA033

1-10V

- F017G2DB006
- F017G2DB033

Dali

- F017G2DD006
- F017G2DD033

3000K
Non Dimmable

- F017G3DA006
- F017G3DA033

1-10V

- F017G3DB006
- F017G3DB033

Dali

- F017G3DD006
- F017G3DD033

4000K
Non Dimmable

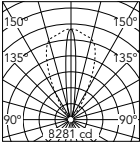

- F017G4DA006
- F017G4DA033

1-10V

- F017G4DB006
- F017G4DB033

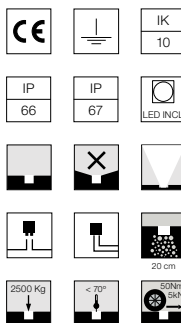
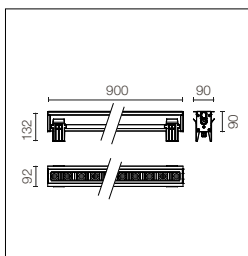
Dali

- F017G4DD006
- F017G4DD033



Beam Angle: 12°			
h(m)	E(lx)	D(m)	
1	8280	0.22	
2	2070	0.44	
3	920	0.66	
4	517	0.87	
5	331	1.09	

@3000K



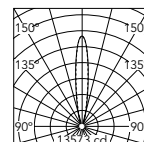
Sorgente high power LED inclusa e ottiche arretrate equipaggiate con griglia frangiluce antiabbagliamento. Alimentazione elettrica 220-240V on off e dimmerabile 1-10V e dali.
Cassaforma per l'installazione obbligatoria da ordinare separatamente.
Precablato con connettori rapidi H₂O Stop presa/spina inclusi.
ACT (Anti Corrosion Treatment) a richiesta.

High-power LED source included and rear lenses equipped with anti-glare diffuser grille. 1-10V or DALI on-off and dimmable 220-240V power supply.
Compulsory installation box to be ordered separately.
Pre-wired with H₂O Stop quick connectors, plug/socket included.
ACT (Anti-Corrosion Treatment) upon request.

Optic Spot 16°

Power Led: 26W - LED 2795 lm ≠ OUTPUT 1505 lm - 2200K/CRI 80 / 26W - LED 2898 lm ≠ OUTPUT 1560 lm - 2700K/CRI 80 / 26W - LED 3105 lm ≠ OUTPUT 1672 lm - 3000K/CRI 80 / 26W - LED 3209 lm ≠ OUTPUT 1728 lm - 4000K/CRI 80

2200K	2700K	3000K	4000K
Non Dimmable	Non Dimmable	Non Dimmable	Non Dimmable
● F017G1HA006	● F017G2HA006	● F017G3HA006	● F017G4HA006
● F017G1HA033	● F017G2HA033	● F017G3HA033	● F017G4HA033
1-10V	1-10V	1-10V	1-10V
● F017G1HB006	● F017G2HB006	● F017G3HB006	● F017G4HB006
● F017G1HB033	● F017G2HB033	● F017G3HB033	● F017G4HB033
Dali	Dali	Dali	Dali
● F017G1HD006	● F017G2HD006	● F017G3HD006	● F017G4HD006
● F017G1HD033	● F017G2HD033	● F017G3HD033	● F017G4HD033



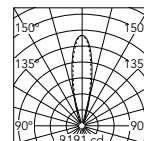
@3000K

Beam Angle: 16°
h(m) E(lx) D(m)
1 13573 0.28
2 3393 0.56
3 1508 0.83
4 848 1.11
5 543 1.39

Optic Medium 25°

Power Led: 26W - LED 2795 lm ≠ OUTPUT 1594 lm - 2200K/CRI 80 / 26W - LED 2898 lm ≠ OUTPUT 1653 lm - 2700K/CRI 80 / 26W - LED 3105 lm ≠ OUTPUT 1771 lm - 3000K/CRI 80 / 26W - LED 3209 lm ≠ OUTPUT 1830 lm - 4000K/CRI 80

2200K	2700K	3000K	4000K
Non Dimmable	Non Dimmable	Non Dimmable	Non Dimmable
● F017G1JA006	● F017G2JA006	● F017G3JA006	● F017G4JA006
● F017G1JA033	● F017G2JA033	● F017G3JA033	● F017G4JA033
1-10V	1-10V	1-10V	1-10V
● F017G1JB006	● F017G2JB006	● F017G3JB006	● F017G4JB006
● F017G1JB033	● F017G2JB033	● F017G3JB033	● F017G4JB033
Dali	Dali	Dali	Dali
● F017G1JD006	● F017G2JD006	● F017G3JD006	● F017G4JD006
● F017G1JD033	● F017G2JD033	● F017G3JD033	● F017G4JD033



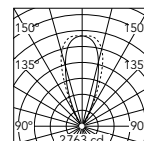
@3000K

Beam Angle: 25°
h(m) E(lx) D(m)
1 9191 0.44
2 2298 0.87
3 1021 1.31
4 574 1.74
5 368 2.18

Optic Flood 39°

Power Led: 26W - LED 2795 lm ≠ OUTPUT 1233 lm - 2200K/CRI 80 / 26W - LED 2898 lm ≠ OUTPUT 1278 lm - 2700K/CRI 80 / 26W - LED 3105 lm ≠ OUTPUT 1370 lm - 3000K/CRI 80 / 26W - LED 3209 lm ≠ OUTPUT 1415 lm - 4000K/CRI 80

2200K	2700K	3000K	4000K
Non Dimmable	Non Dimmable	Non Dimmable	Non Dimmable
● F017G1KA006	● F017G2KA006	● F017G3KA006	● F017G4KA006
● F017G1KA033	● F017G2KA033	● F017G3KA033	● F017G4KA033
1-10V	1-10V	1-10V	1-10V
● F017G1KB006	● F017G2KB006	● F017G3KB006	● F017G4KB006
● F017G1KB033	● F017G2KB033	● F017G3KB033	● F017G4KB033
Dali	Dali	Dali	Dali
● F017G1KD006	● F017G2KD006	● F017G3KD006	● F017G4KD006
● F017G1KD033	● F017G2KD033	● F017G3KD033	● F017G4KD033



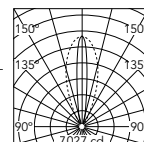
@3000K

Beam Angle: 39°
h(m) E(lx) D(m)
1 2755 0.71
2 689 1.43
3 306 2.14
4 172 2.86
5 110 3.57

Optic Elliptical 13° x 40°

Power Led: 26W - LED 2795 lm ≠ OUTPUT 1229 lm - 2200K/CRI 80 / 26W - LED 2898 lm ≠ OUTPUT 1275 lm - 2700K/CRI 80 / 26W - LED 3105 lm ≠ OUTPUT 1366 lm - 3000K/CRI 80 / 26W - LED 3209 lm ≠ OUTPUT 1411 lm - 4000K/CRI 80

2200K	2700K	3000K	4000K
Non Dimmable	Non Dimmable	Non Dimmable	Non Dimmable
● F017G1LA006	● F017G2LA006	● F017G3LA006	● F017G4LA006
● F017G1LA033	● F017G2LA033	● F017G3LA033	● F017G4LA033
1-10V	1-10V	1-10V	1-10V
● F017G1LB006	● F017G2LB006	● F017G3LB006	● F017G4LB006
● F017G1LB033	● F017G2LB033	● F017G3LB033	● F017G4LB033
Dali	Dali	Dali	Dali
● F017G1LD006	● F017G2LD006	● F017G3LD006	● F017G4LD006
● F017G1LD033	● F017G2LD033	● F017G3LD033	● F017G4LD033



@3000K

Beam Angle: 13°
h(m) E(lx) D(m)
1 7027 0.22
2 1757 0.44
3 781 0.67
4 439 0.89
5 281 1.11





Sorgente high power LED inclusa e ottiche arretrate equipaggiate con griglia frangiluce asimmetrica antiabbagliamento. Alimentazione elettrica 220-240V on off e dimmerabile 1-10V e dali.

Cassaforma per l'installazione obbligatoria da ordinare separatamente.

Precabato con connettori rapidi H₂O Stop presa/spina inclusi. ACT (Anti Corrosion Treatment) a richiesta.

High-power LED source included and rear lenses equipped with anti-glare asymmetrical diffuser grille. 1-10V or DALI on-off and dimmable 220-240V power supply.

Compulsory installation box to be ordered separately.

Pre-wired with H₂O Stop quick connectors, plug/socket included. ACT (Anti-Corrosion Treatment) upon request.

Optic Spot 15°

Power Led: 26W - LED 2795 lm ≠ OUTPUT 715 lm - 2200K/CRI 80 / 26W - LED 2898 lm ≠ OUTPUT 742 lm - 2700K/CRI 80 / 26W - LED 3105 lm ≠ OUTPUT 795 lm - 3000K/CRI 80 / 26W - LED 3209 lm ≠ OUTPUT 821 lm - 4000K/CRI 80

2200K
Non Dimmable

- F017G1QA006
- F017G1QA033

1-10V

- F017G1QB006
- F017G1QB033

Dali

- F017G1QD006
- F017G1QD033

2700K
Non Dimmable

- F017G2QA006
- F017G2QA033

1-10V

- F017G2QB006
- F017G2QB033

Dali

- F017G2QD006
- F017G2QD033

3000K
Non Dimmable

- F017G3QA006
- F017G3QA033

1-10V

- F017G3QB006
- F017G3QB033

Dali

- F017G3QD006
- F017G3QD033

4000K
Non Dimmable

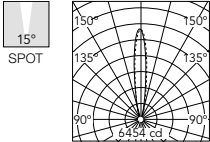
- F017G4QA006
- F017G4QA033

1-10V

- F017G4QB006
- F017G4QB033

Dali

- F017G4QD006
- F017G4QD033



Beam Angle: 15°

h(m)	E(lx)	D(m)
1	6451	0.25
2	1613	0.51
3	717	0.76
4	403	1.02
5	258	1.27

@3000K

Optic Medium 25°

Power Led: 26W - LED 2795 lm ≠ OUTPUT 757 lm - 2200K/CRI 80 / 26W - LED 2898 lm ≠ OUTPUT 785 lm - 2700K/CRI 80 / 26W - LED 3105 lm ≠ OUTPUT 841 lm - 3000K/CRI 80 / 26W - LED 3209 lm ≠ OUTPUT 869 lm - 4000K/CRI 80

2200K
Non Dimmable

- F017G1RA006
- F017G1RA033

1-10V

- F017G1RB006
- F017G1RB033

Dali

- F017G1RD006
- F017G1RD033

2700K
Non Dimmable

- F017G2RA006
- F017G2RA033

1-10V

- F017G2RB006
- F017G2RB033

Dali

- F017G2RD006
- F017G2RD033

3000K
Non Dimmable

- F017G3RA006
- F017G3RA033

1-10V

- F017G3RB006
- F017G3RB033

Dali

- F017G3RD006
- F017G3RD033

4000K
Non Dimmable

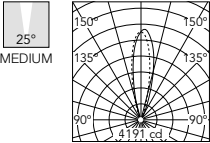
- F017G4RA006
- F017G4RA033

1-10V

- F017G4RB006
- F017G4RB033

Dali

- F017G4RD006
- F017G4RD033



Beam Angle: 25°

h(m)	E(lx)	D(m)
1	4183	0.45
2	1046	0.89
3	465	1.34
4	261	1.78
5	167	2.23

@3000K

Optic Flood 42°

Power Led: 26W - LED 2795 lm ≠ OUTPUT 606 lm - 2200K/CRI 80 / 26W - LED 2898 lm ≠ OUTPUT 628 lm - 2700K/CRI 80 / 26W - LED 3105 lm ≠ OUTPUT 673 lm - 3000K/CRI 80 / 26W - LED 3209 lm ≠ OUTPUT 696 lm - 4000K/CRI 80

2200K
Non Dimmable

- F017G1SA006
- F017G1SA033

1-10V

- F017G1SB006
- F017G1SB033

Dali

- F017G1SD006
- F017G1SD033

2700K
Non Dimmable

- F017G2SA006
- F017G2SA033

1-10V

- F017G2SB006
- F017G2SB033

Dali

- F017G2SD006
- F017G2SD033

3000K
Non Dimmable

- F017G3SA006
- F017G3SA033

1-10V

- F017G3SB006
- F017G3SB033

Dali

- F017G3SD006
- F017G3SD033

4000K
Non Dimmable

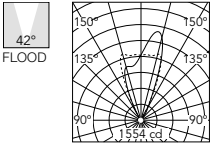
- F017G4SA006
- F017G4SA033

1-10V

- F017G4SB006
- F017G4SB033

Dali

- F017G4SD006
- F017G4SD033



Beam Angle: 42°

h(m)	E(lx)	D(m)
1	1474	0.76
2	368	1.51
3	164	2.27
4	92	3.03
5	59	3.78

@3000K

Optic Elliptical 12° x 40°

Power Led: 26W - LED 2795 lm ≠ OUTPUT 580 lm - 2200K/CRI 80 / 26W - LED 2898 lm ≠ OUTPUT 602 lm - 2700K/CRI 80 / 26W - LED 3105 lm ≠ OUTPUT 645 lm - 3000K/CRI 80 / 26W - LED 3209 lm ≠ OUTPUT 666 lm - 4000K/CRI 80

2200K
Non Dimmable

- F017G1TA006
- F017G1TA033

1-10V

- F017G1TB006
- F017G1TB033

Dali

- F017G1TD006
- F017G1TD033

2700K
Non Dimmable

- F017G2TA006
- F017G2TA033

1-10V

- F017G2TB006
- F017G2TB033

Dali

- F017G2TD006
- F017G2TD033

3000K
Non Dimmable

- F017G3TA006
- F017G3TA033

1-10V

- F017G3TB006
- F017G3TB033

Dali

- F017G3TD006
- F017G3TD033

4000K
Non Dimmable

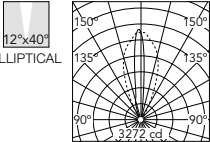
- F017G4TA006
- F017G4TA033

1-10V

- F017G4TB006
- F017G4TB033

Dali

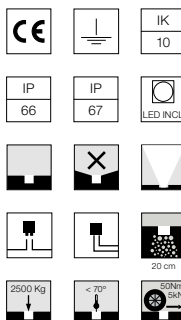
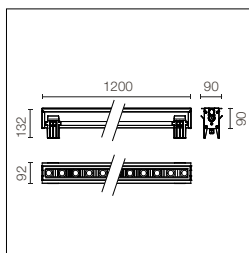
- F017G4TD006
- F017G4TD033



Beam Angle: 12°

h(m)	E(lx)	D(m)
1	3271	0.21
2	818	0.42
3	363	0.62
4	204	0.83
5	131	1.04

@3000K



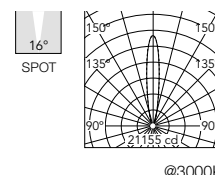
Sorgente high power LED inclusa e ottiche arretrate. Alimentazione elettrica 220-240V on off e dimmerabile 1-10V e dali. Cassaforma per l'installazione obbligatoria da ordinare separatamente. Precabato con connettori rapidi H₂O Stop presa/spina inclusi. ACT (Anti Corrosion Treatment) a richiesta.

High-power LED source included and rear lenses. 1-10V or DALI on-off and dimmable 220-240V power supply. Compulsory installation box to be ordered separately. Pre-wired with H₂O Stop quick connectors, plug/socket included. ACT (Anti-Corrosion Treatment) upon request.

Optic Spot 16°

Power Led: 33,5W - LED 3726 lm ≠ OUTPUT 2736 lm - 2200K/CRI 80 / 33,5W - LED 3864 lm ≠ OUTPUT 2837 lm - 2700K/CRI 80 / 33,5W - LED 4140 lm ≠ OUTPUT 3040 lm - 3000K/CRI 80 / 33,5W - LED 4278 lm ≠ OUTPUT 3141 lm - 4000K/CRI 80

2200K	2700K	3000K	4000K
Non Dimmable	Non Dimmable	Non Dimmable	Non Dimmable
● F017H1AA006	● F017H2AA006	● F017H3AA006	● F017H4AA006
● F017H1AA033	● F017H2AA033	● F017H3AA033	● F017H4AA033
1-10V	1-10V	1-10V	1-10V
● F017H1AB006	● F017H2AB006	● F017H3AB006	● F017H4AB006
● F017H1AB033	● F017H2AB033	● F017H3AB033	● F017H4AB033
Dali	Dali	Dali	Dali
● F017H1AD006	● F017H2AD006	● F017H3AD006	● F017H4AD006
● F017H1AD033	● F017H2AD033	● F017H3AD033	● F017H4AD033



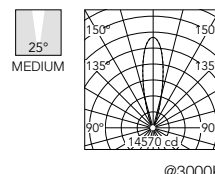
h(m)	E(lx)	D(m)
1	21155	0.27
2	5289	0.55
3	2351	0.82
4	1322	1.09
5	846	1.37

@3000K

Optic Medium 25°

Power Led: 33,5W - LED 3726 lm ≠ OUTPUT 2945 lm - 2200K/CRI 80 / 33,5W - LED 3864 lm ≠ OUTPUT 3054 lm - 2700K/CRI 80 / 33,5W - LED 4140 lm ≠ OUTPUT 3272 lm - 3000K/CRI 80 / 33,5W - LED 4278 lm ≠ OUTPUT 3381 lm - 4000K/CRI 80

2200K	2700K	3000K	4000K
Non Dimmable	Non Dimmable	Non Dimmable	Non Dimmable
● F017H1BA006	● F017H2BA006	● F017H3BA006	● F017H4BA006
● F017H1BA033	● F017H2BA033	● F017H3BA033	● F017H4BA033
1-10V	1-10V	1-10V	1-10V
● F017H1BB006	● F017H2BB006	● F017H3BB006	● F017H4BB006
● F017H1BB033	● F017H2BB033	● F017H3BB033	● F017H4BB033
Dali	Dali	Dali	Dali
● F017H1BD006	● F017H2BD006	● F017H3BD006	● F017H4BD006
● F017H1BD033	● F017H2BD033	● F017H3BD033	● F017H4BD033



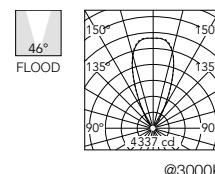
h(m)	E(lx)	D(m)
1	14570	0.44
2	3643	0.88
3	1619	1.32
4	911	1.76
5	583	2.20

@3000K

Optic Flood 46°

Power Led: 33,5W - LED 3726 lm ≠ OUTPUT 2565 lm - 2200K/CRI 80 / 33,5W - LED 3864 lm ≠ OUTPUT 2660 lm - 2700K/CRI 80 / 33,5W - LED 4140 lm ≠ OUTPUT 2850 lm - 3000K/CRI 80 / 33,5W - LED 4278 lm ≠ OUTPUT 2945 lm - 4000K/CRI 80

2200K	2700K	3000K	4000K
Non Dimmable	Non Dimmable	Non Dimmable	Non Dimmable
● F017H1CA006	● F017H2CA006	● F017H3CA006	● F017H4CA006
● F017H1CA033	● F017H2CA033	● F017H3CA033	● F017H4CA033
1-10V	1-10V	1-10V	1-10V
● F017H1CB006	● F017H2CB006	● F017H3CB006	● F017H4CB006
● F017H1CB033	● F017H2CB033	● F017H3CB033	● F017H4CB033
Dali	Dali	Dali	Dali
● F017H1CD006	● F017H2CD006	● F017H3CD006	● F017H4CD006
● F017H1CD033	● F017H2CD033	● F017H3CD033	● F017H4CD033



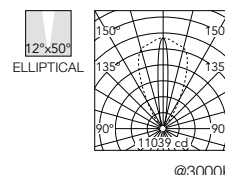
h(m)	E(lx)	D(m)
1	4316	0.85
2	1079	1.71
3	480	2.56
4	270	3.42
5	173	4.27

@3000K

Optic Elliptical 12° x 50°

Power Led: 33,5W - LED 3726 lm ≠ OUTPUT 2572 lm - 2200K/CRI 80 / 33,5W - LED 3864 lm ≠ OUTPUT 2668 lm - 2700K/CRI 80 / 33,5W - LED 4140 lm ≠ OUTPUT 2858 lm - 3000K/CRI 80 / 33,5W - LED 4278 lm ≠ OUTPUT 2953 lm - 4000K/CRI 80

2200K	2700K	3000K	4000K
Non Dimmable	Non Dimmable	Non Dimmable	Non Dimmable
● F017H1DA006	● F017H2DA006	● F017H3DA006	● F017H4DA006
● F017H1DA033	● F017H2DA033	● F017H3DA033	● F017H4DA033
1-10V	1-10V	1-10V	1-10V
● F017H1DB006	● F017H2DB006	● F017H3DB006	● F017H4DB006
● F017H1DB033	● F017H2DB033	● F017H3DB033	● F017H4DB033
Dali	Dali	Dali	Dali
● F017H1DD006	● F017H2DD006	● F017H3DD006	● F017H4DD006
● F017H1DD033	● F017H2DD033	● F017H3DD033	● F017H4DD033



h(m)	E(lx)	D(m)
1	11037	0.22
2	2759	0.44
3	1226	0.66
4	690	0.87
5	441	1.09

@3000K





Sorgente high power LED inclusa e ottiche arretrate equipaggiate con griglia frangiluce antiabbagliamento. Alimentazione elettrica 220-240V on off e dimmerabile 1-10V e dali.

Cassaforma per l'installazione obbligatoria da ordinare separatamente.

Precabato con connettori rapidi H₂O Stop presa/spina inclusi.

ACT (Anti Corrosion Treatment) a richiesta.

High-power LED source included and rear lenses equipped with anti-glare diffuser grille. 1-10V or DALI on-off and dimmable 220-240V power supply.

Compulsory installation box to be ordered separately.

Pre-wired with H₂O Stop quick connectors, plug/socket included.

ACT (Anti-Corrosion Treatment) upon request.

Optic Spot 16°

Power Led: 33,5W - LED 3726 lm ≠ OUTPUT 2006 lm - 2200K/CRI 80 / 33,5W - LED 3864 lm ≠ OUTPUT 2080 lm - 2700K/CRI 80 / 33,5W - LED 4140 lm ≠ OUTPUT 2229 lm - 3000K/CRI 80 / 33,5W - LED 4278 lm ≠ OUTPUT 2303 lm - 4000K/CRI 80

2200K

Non Dimmable

- F017H1HA006
- F017H1HA033
- 1-10V
- F017H1HB006
- F017H1HB033
- Dali
- F017H1HD006
- F017H1HD033

2700K

Non Dimmable

- F017H2HA006
- F017H2HA033
- 1-10V
- F017H2HB006
- F017H2HB033
- Dali
- F017H2HD006
- F017H2HD033

3000K

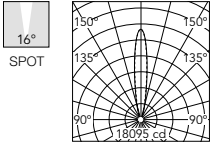
Non Dimmable

- F017H3HA006
- F017H3HA033
- 1-10V
- F017H3HB006
- F017H3HB033
- Dali
- F017H3HD006
- F017H3HD033

4000K

Non Dimmable

- F017H4HA006
- F017H4HA033
- 1-10V
- F017H4HB006
- F017H4HB033
- Dali
- F017H4HD006
- F017H4HD033



Beam Angle: 16°

h(m)	E(lx)	D(m)
1	18095	0.28
2	4524	0.56
3	2011	0.83
4	1131	1.11
5	724	1.39

@3000K

Optic Medium 25°

Power Led: 33,5W - LED 3726 lm ≠ OUTPUT 2125 lm - 2200K/CRI 80 / 33,5W - LED 3864 lm ≠ OUTPUT 2203 lm - 2700K/CRI 80 / 33,5W - LED 4140 lm ≠ OUTPUT 2361 lm - 3000K/CRI 80 / 33,5W - LED 4278 lm ≠ OUTPUT 2439 lm - 4000K/CRI 80

2200K

Non Dimmable

- F017H1JA006
- F017H1JA033
- 1-10V
- F017H1JB006
- F017H1JB033
- Dali
- F017H1JD006
- F017H1JD033

2700K

Non Dimmable

- F017H2JA006
- F017H2JA033
- 1-10V
- F017H2JB006
- F017H2JB033
- Dali
- F017H2JD006
- F017H2JD033

3000K

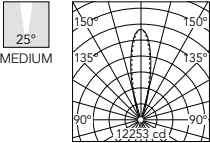
Non Dimmable

- F017H3JA006
- F017H3JA033
- 1-10V
- F017H3JB006
- F017H3JB033
- Dali
- F017H3JD006
- F017H3JD033

4000K

Non Dimmable

- F017H4JA006
- F017H4JA033
- 1-10V
- F017H4JB006
- F017H4JB033
- Dali
- F017H4JD006
- F017H4JD033



Beam Angle: 25°

h(m)	E(lx)	D(m)
1	12253	0.44
2	3063	0.87
3	1361	1.31
4	766	1.74
5	490	2.18

@3000K

Optic Flood 39°

Power Led: 33,5W - LED 3726 lm ≠ OUTPUT 1643 lm - 2200K/CRI 80 / 33,5W - LED 3864 lm ≠ OUTPUT 1704 lm - 2700K/CRI 80 / 33,5W - LED 4140 lm ≠ OUTPUT 1826 lm - 3000K/CRI 80 / 33,5W - LED 4278 lm ≠ OUTPUT 1887 lm - 4000K/CRI 80

2200K

Non Dimmable

- F017H1KA006
- F017H1KA033
- 1-10V
- F017H1KB006
- F017H1KB033
- Dali
- F017H1KD006
- F017H1KD033

2700K

Non Dimmable

- F017H2KA006
- F017H2KA033
- 1-10V
- F017H2KB006
- F017H2KB033
- Dali
- F017H2KD006
- F017H2KD033

3000K

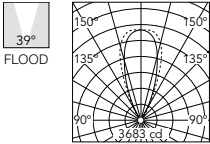
Non Dimmable

- F017H3KA006
- F017H3KA033
- 1-10V
- F017H3KB006
- F017H3KB033
- Dali
- F017H3KD006
- F017H3KD033

4000K

Non Dimmable

- F017H4KA006
- F017H4KA033
- 1-10V
- F017H4KB006
- F017H4KB033
- Dali
- F017H4KD006
- F017H4KD033



Beam Angle: 39°

h(m)	E(lx)	D(m)
1	3672	0.71
2	918	1.43
3	408	2.14
4	230	2.86
5	147	3.57

@3000K

Optic Elliptical 13° x 40°

Power Led: 33,5W - LED 3726 lm ≠ OUTPUT 1639 lm - 2200K/CRI 80 / 33,5W - LED 3864 lm ≠ OUTPUT 1700 lm - 2700K/CRI 80 / 33,5W - LED 4140 lm ≠ OUTPUT 1821 lm - 3000K/CRI 80 / 33,5W - LED 4278 lm ≠ OUTPUT 1882 lm - 4000K/CRI 80

2200K

Non Dimmable

- F017H1LA006
- F017H1LA033
- 1-10V
- F017H1LB006
- F017H1LB033
- Dali
- F017H1LD006
- F017H1LD033

2700K

Non Dimmable

- F017H2LA006
- F017H2LA033
- 1-10V
- F017H2LB006
- F017H2LB033
- Dali
- F017H2LD006
- F017H2LD033

3000K

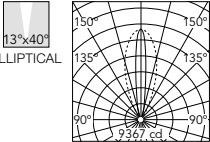
Non Dimmable

- F017H3LA006
- F017H3LA033
- 1-10V
- F017H3LB006
- F017H3LB033
- Dali
- F017H3LD006
- F017H3LD033

4000K

Non Dimmable

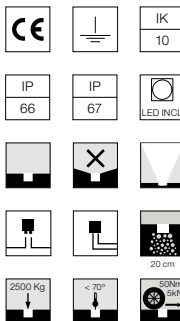
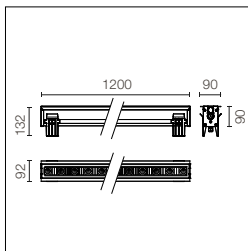
- F017H4LA006
- F017H4LA033
- 1-10V
- F017H4LB006
- F017H4LB033
- Dali
- F017H4LD006
- F017H4LD033



Beam Angle: 13°

h(m)	E(lx)	D(m)
1	9367	0.22
2	2342	0.44
3	1041	0.67
4	585	0.89
5	375	1.11

@3000K



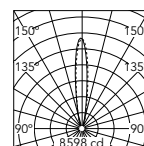
Sorgente high power LED inclusa e ottiche arretrate equipaggiate con griglia frangiluce asimmetrica antiabbagliamento. Alimentazione elettrica 220-240V on off e dimmerabile 1-10V e dali.
Cassaforma per l'installazione obbligatoria da ordinare separatamente.
Precablato con connettori rapidi H₂O Stop presa/spina inclusi.
ACT (Anti Corrosion Treatment) a richiesta.

High-power LED source included and rear lenses equipped with anti-glare asymmetrical diffuser grille. 1-10V or DALI on-off and dimmable 220-240V power supply.
Compulsory installation box to be ordered separately.
Pre-wired with H₂O Stop quick connectors, plug/socket included.
ACT (Anti-Corrosion Treatment) upon request.

Optic Spot 15°

Power Led: 33,5W - LED 3726 lm ≠ OUTPUT 954 lm - 2200K/CRI 80 / 33,5W - LED 3864 lm ≠ OUTPUT 989 lm - 2700K/CRI 80 / 33,5W - LED 4140 lm ≠ OUTPUT 1059 lm - 3000K/CRI 80 / 33,5W - LED 4278 lm ≠ OUTPUT 1095 lm - 4000K/CRI 80

2200K	2700K	3000K	4000K
Non Dimmable	Non Dimmable	Non Dimmable	Non Dimmable
● F017H1QA006	● F017H2QA006	● F017H3QA006	● F017H4QA006
● F017H1QA033	● F017H2QA033	● F017H3QA033	● F017H4QA033
1-10V	1-10V	1-10V	1-10V
● F017H1QB006	● F017H2QB006	● F017H3QB006	● F017H4QB006
● F017H1QB033	● F017H2QB033	● F017H3QB033	● F017H4QB033
Dali	Dali	Dali	Dali
● F017H1QD006	● F017H2QD006	● F017H3QD006	● F017H4QD006
● F017H1QD033	● F017H2QD033	● F017H3QD033	● F017H4QD033



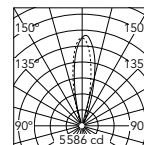
@3000K

Beam Angle: 15°	h(m)	E(lx)	D(m)
1	8593	0.25	
2	2148	0.51	
3	955	0.76	
4	537	1.02	
5	344	1.27	

Optic Medium 25°

Power Led: 33,5W - LED 3726 lm ≠ OUTPUT 1009 lm - 2200K/CRI 80 / 33,5W - LED 3864 lm ≠ OUTPUT 1046 lm - 2700K/CRI 80 / 33,5W - LED 4140 lm ≠ OUTPUT 1121 lm - 3000K/CRI 80 / 33,5W - LED 4278 lm ≠ OUTPUT 1158 lm - 4000K/CRI 80

2200K	2700K	3000K	4000K
Non Dimmable	Non Dimmable	Non Dimmable	Non Dimmable
● F017H1RA006	● F017H2RA006	● F017H3RA006	● F017H4RA006
● F017H1RA033	● F017H2RA033	● F017H3RA033	● F017H4RA033
1-10V	1-10V	1-10V	1-10V
● F017H1RB006	● F017H2RB006	● F017H3RB006	● F017H4RB006
● F017H1RB033	● F017H2RB033	● F017H3RB033	● F017H4RB033
Dali	Dali	Dali	Dali
● F017H1RD006	● F017H2RD006	● F017H3RD006	● F017H4RD006
● F017H1RD033	● F017H2RD033	● F017H3RD033	● F017H4RD033



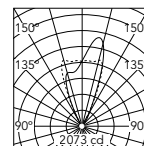
@3000K

Beam Angle: 25°	h(m)	E(lx)	D(m)
1	5576	0.45	
2	1394	0.89	
3	620	1.34	
4	349	1.78	
5	223	2.23	

Optic Flood 42°

Power Led: 33,5W - LED 3726 lm ≠ OUTPUT 808 lm - 2200K/CRI 80 / 33,5W - LED 3864 lm ≠ OUTPUT 838 lm - 2700K/CRI 80 / 33,5W - LED 4140 lm ≠ OUTPUT 898 lm - 3000K/CRI 80 / 33,5W - LED 4278 lm ≠ OUTPUT 928 lm - 4000K/CRI 80

2200K	2700K	3000K	4000K
Non Dimmable	Non Dimmable	Non Dimmable	Non Dimmable
● F017H1SA006	● F017H2SA006	● F017H3SA006	● F017H4SA006
● F017H1SA033	● F017H2SA033	● F017H3SA033	● F017H4SA033
1-10V	1-10V	1-10V	1-10V
● F017H1SB006	● F017H2SB006	● F017H3SB006	● F017H4SB006
● F017H1SB033	● F017H2SB033	● F017H3SB033	● F017H4SB033
Dali	Dali	Dali	Dali
● F017H1SD006	● F017H2SD006	● F017H3SD006	● F017H4SD006
● F017H1SD033	● F017H2SD033	● F017H3SD033	● F017H4SD033



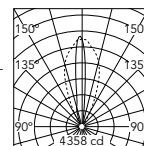
@3000K

Beam Angle: 42°	h(m)	E(lx)	D(m)
1	1967	0.76	
2	492	1.51	
3	219	2.27	
4	123	3.03	
5	79	3.78	

Optic Elliptical 12° x 40°

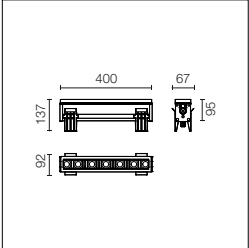

Power Led: 33,5W - LED 3726 lm ≠ OUTPUT 773 lm - 2200K/CRI 80 / 33,5W - LED 3864 lm ≠ OUTPUT 802 lm - 2700K/CRI 80 / 33,5W - LED 4140 lm ≠ OUTPUT 859 lm - 3000K/CRI 80 / 33,5W - LED 4278 lm ≠ OUTPUT 888 lm - 4000K/CRI 80












2200K	2700K	3000K	4000K
Non Dimmable	Non Dimmable	Non Dimmable	Non Dimmable
● F017H1TA006	● F017H2TA006	● F017H3TA006	● F017H4TA006
● F017H1TA033	● F017H2TA033	● F017H3TA033	● F017H4TA033
1-10V	1-10V	1-10V	1-10V
● F017H1TB006	● F017H2TB006	● F017H3TB006	● F017H4TB006
● F017H1TB033	● F017H2TB033	● F017H3TB033	● F017H4TB033
Dali	Dali	Dali	Dali
● F017H1TD006	● F017H2TD006	● F017H3TD006	● F017H4TD006
● F017H1TD033	● F017H2TD033	● F017H3TD033	● F017H4TD033



@3000K

Beam Angle: 12°	h(m)	E(lx)	D(m)
1	4356	0.21	
2	1089	0.42	
3	484	0.62	
4	272	0.83	
5	174	1.04	





Sorgente high power LED inclusa e ottiche arretrate. Alimentazione elettrica 220-240V on off e dimmerabile 1-10V e dali. Cassaforma per l'installazione obbligatoria da ordinare separatamente. Precablato con connettori rapidi H₂O Stop presa/spina inclusi. ACT (Anti Corrosion Treatment) a richiesta.

High-power LED source included and rear lenses. 1-10V or DALI on-off and dimmable 220-240V power supply. Compulsory installation box to be ordered separately. Pre-wired with H₂O Stop quick connectors, plug/socket included. ACT (Anti-Corrosion Treatment) upon request.

Optic Spot 16°

Power Led: 12,5W - LED 1304 lm ≠ OUTPUT 958 lm - 2200K/CRI 80 / 12,5W - LED 1352 lm ≠ OUTPUT 993 lm - 2700K/CRI 80 / 12,5W - LED 1449 lm ≠ OUTPUT 1064 lm - 3000K/CRI 80 / 12,5W - LED 1497 lm ≠ OUTPUT 1100 lm - 4000K/CRI 80

2200K
Non Dimmable

- F017N1AA006
- F017N1AA033

1-10V

- F017N1AB006
- F017N1AB033

Dali

- F017N1AD006
- F017N1AD033

2700K
Non Dimmable

- F017N2AA006
- F017N2AA033

1-10V

- F017N2AB006
- F017N2AB033

Dali

- F017N2AD006
- F017N2AD033

3000K
Non Dimmable

- F017N3AA006
- F017N3AA033

1-10V

- F017N3AB006
- F017N3AB033

Dali

- F017N3AD006
- F017N3AD033

4000K
Non Dimmable

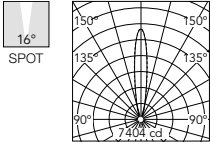
- F017N4AA006
- F017N4AA033

1-10V

- F017N4AB006
- F017N4AB033

Dali

- F017N4AD006
- F017N4AD033



Beam Angle: 16°

h(m)	E(lx)	D(m)
1	7404	0.27
2	1851	0.55
3	823	0.82
4	463	1.09
5	296	1.37

@3000K

Optic Medium 25°

Power Led: 12,5W - LED 1304 lm ≠ OUTPUT 1031 lm - 2200K/CRI 80 / 12,5W - LED 1352 lm ≠ OUTPUT 1069 lm - 2700K/CRI 80 / 12,5W - LED 1449 lm ≠ OUTPUT 1146 lm - 3000K/CRI 80 / 12,5W - LED 1497 lm ≠ OUTPUT 1184 lm - 4000K/CRI 80

2200K
Non Dimmable

- F017N1BA006
- F017N1BA033

1-10V

- F017N1BB006
- F017N1BB033

Dali

- F017N1BD006
- F017N1BD033

2700K
Non Dimmable

- F017N2BA006
- F017N2BA033

1-10V

- F017N2BB006
- F017N2BB033

Dali

- F017N2BD006
- F017N2BD033

3000K
Non Dimmable

- F017N3BA006
- F017N3BA033

1-10V

- F017N3BB006
- F017N3BB033

Dali

- F017N3BD006
- F017N3BD033

4000K
Non Dimmable

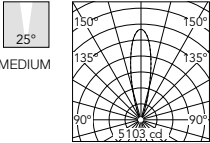
- F017N4BA006
- F017N4BA033

1-10V

- F017N4BB006
- F017N4BB033

Dali

- F017N4BD006
- F017N4BD033



Beam Angle: 25°

h(m)	E(lx)	D(m)
1	5103	0.44
2	1276	0.88
3	567	1.32
4	319	1.76
5	204	2.20

@3000K

Optic Flood 46°

Power Led: 12,5W - LED 1304 lm ≠ OUTPUT 898 lm - 2200K/CRI 80 / 12,5W - LED 1352 lm ≠ OUTPUT 931 lm - 2700K/CRI 80 / 12,5W - LED 1449 lm ≠ OUTPUT 998 lm - 3000K/CRI 80 / 12,5W - LED 1497 lm ≠ OUTPUT 1031 lm - 4000K/CRI 80

2200K
Non Dimmable

- F017N1CA006
- F017N1CA033

1-10V

- F017N1CB006
- F017N1CB033

Dali

- F017N1CD006
- F017N1CD033

2700K
Non Dimmable

- F017N2CA006
- F017N2CA033

1-10V

- F017N2CB006
- F017N2CB033

Dali

- F017N2CD006
- F017N2CD033

3000K
Non Dimmable

- F017N3CA006
- F017N3CA033

1-10V

- F017N3CB006
- F017N3CB033

Dali

- F017N3CD006
- F017N3CD033

4000K
Non Dimmable

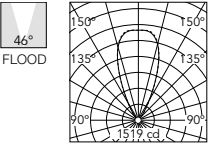
- F017N4CA006
- F017N4CA033

1-10V

- F017N4CB006
- F017N4CB033

Dali

- F017N4CD006
- F017N4CD033



Beam Angle: 46°

h(m)	E(lx)	D(m)
1	1511	0.85
2	378	1.71
3	168	2.56
4	94	3.42
5	60	4.27

@3000K

Optic Elliptical 12° x 50°

Power Led: 12,5W - LED 1304 lm ≠ OUTPUT 901 lm - 2200K/CRI 80 / 12,5W - LED 1352 lm ≠ OUTPUT 934 lm - 2700K/CRI 80 / 12,5W - LED 1449 lm ≠ OUTPUT 1001 lm - 3000K/CRI 80 / 12,5W - LED 1497 lm ≠ OUTPUT 1034 lm - 4000K/CRI 80

2200K
Non Dimmable

- F017N1DA006
- F017N1DA033

1-10V

- F017N1DB006
- F017N1DB033

Dali

- F017N1DD006
- F017N1DD033

2700K
Non Dimmable

- F017N2DA006
- F017N2DA033

1-10V

- F017N2DB006
- F017N2DB033

Dali

- F017N2DD006
- F017N2DD033

3000K
Non Dimmable

- F017N3DA006
- F017N3DA033

1-10V

- F017N3DB006
- F017N3DB033

Dali

- F017N3DD006
- F017N3DD033

4000K
Non Dimmable

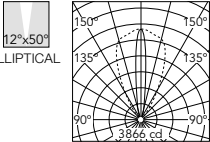
- F017N4DA006
- F017N4DA033

1-10V

- F017N4DB006
- F017N4DB033

Dali

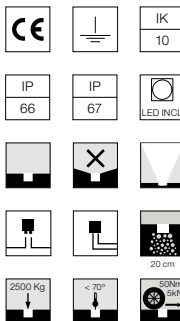
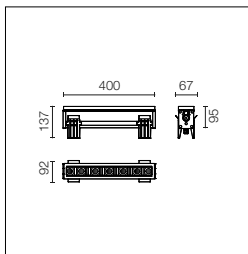
- F017N4DD006
- F017N4DD033



Beam Angle: 12°

h(m)	E(lx)	D(m)
1	3866	0.22
2	966	0.44
3	430	0.66
4	242	0.87
5	155	1.09

@3000K



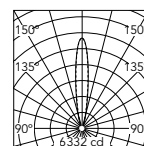
Sorgente high power LED inclusa e ottiche arretrate equipaggiate con griglia frangiluce antiabbagliamento. Alimentazione elettrica 220-240V on off e dimmerabile 1-10V e dali.
Cassaforma per l'installazione obbligatoria da ordinare separatamente.
Precabato con connettori rapidi H₂O Stop presa/spina inclusi.
ACT (Anti Corrosion Treatment) a richiesta.

High-power LED source included and rear lenses equipped with anti-glare diffuser grille. 1-10V or DALI on-off and dimmable 220-240V power supply.
Compulsory installation box to be ordered separately.
Pre-wired with H₂O Stop quick connectors, plug/socket included.
ACT (Anti-Corrosion Treatment) upon request.

Optic Spot 16°

Power Led: 12,5W - LED 1304 lm ≠ OUTPUT 702 lm - 2200K/CRI 80 / 12,5W - LED 1352 lm ≠ OUTPUT 728 lm - 2700K/CRI 80 / 12,5W - LED 1449 lm ≠ OUTPUT 780 lm - 3000K/CRI 80 / 12,5W - LED 1497 lm ≠ OUTPUT 806 lm - 4000K/CRI 80

2200K	2700K	3000K	4000K
Non Dimmable	Non Dimmable	Non Dimmable	Non Dimmable
● F017N1HA006	● F017N2HA006	● F017N3HA006	● F017N4HA006
● F017N1HA033	● F017N2HA033	● F017N3HA033	● F017N4HA033
1-10V	1-10V	1-10V	1-10V
● F017N1HB006	● F017N2HB006	● F017N3HB006	● F017N4HB006
● F017N1HB033	● F017N2HB033	● F017N3HB033	● F017N4HB033
Dali	Dali	Dali	Dali
● F017N1HD006	● F017N2HD006	● F017N3HD006	● F017N4HD006
● F017N1HD033	● F017N2HD033	● F017N3HD033	● F017N4HD033



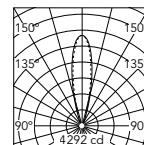
@3000K

Beam Angle: 16°	h(m)	E(lx)	D(m)
1	6332	0.28	
2	1583	0.56	
3	704	0.83	
4	396	1.11	
5	253	1.39	

Optic Medium 25°

Power Led: 12,5W - LED 1304 lm ≠ OUTPUT 744 lm - 2200K/CRI 80 / 12,5W - LED 1352 lm ≠ OUTPUT 772 lm - 2700K/CRI 80 / 12,5W - LED 1449 lm ≠ OUTPUT 827 lm - 3000K/CRI 80 / 12,5W - LED 1497 lm ≠ OUTPUT 854 lm - 4000K/CRI 80

2200K	2700K	3000K	4000K
Non Dimmable	Non Dimmable	Non Dimmable	Non Dimmable
● F017N1JA006	● F017N2JA006	● F017N3JA006	● F017N4JA006
● F017N1JA033	● F017N2JA033	● F017N3JA033	● F017N4JA033
1-10V	1-10V	1-10V	1-10V
● F017N1JB006	● F017N2JB006	● F017N3JB006	● F017N4JB006
● F017N1JB033	● F017N2JB033	● F017N3JB033	● F017N4JB033
Dali	Dali	Dali	Dali
● F017N1JD006	● F017N2JD006	● F017N3JD006	● F017N4JD006
● F017N1JD033	● F017N2JD033	● F017N3JD033	● F017N4JD033



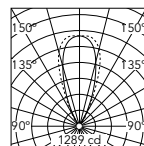
@3000K

Beam Angle: 25°	h(m)	E(lx)	D(m)
1	4292	0.44	
2	1073	0.87	
3	477	1.31	
4	268	1.74	
5	172	2.18	

Optic Flood 39°

Power Led: 12,5W - LED 1304 lm ≠ OUTPUT 576 lm - 2200K/CRI 80 / 12,5W - LED 1352 lm ≠ OUTPUT 597 lm - 2700K/CRI 80 / 12,5W - LED 1449 lm ≠ OUTPUT 639 lm - 3000K/CRI 80 / 12,5W - LED 1497 lm ≠ OUTPUT 661 lm - 4000K/CRI 80

2200K	2700K	3000K	4000K
Non Dimmable	Non Dimmable	Non Dimmable	Non Dimmable
● F017N1KA006	● F017N2KA006	● F017N3KA006	● F017N4KA006
● F017N1KA033	● F017N2KA033	● F017N3KA033	● F017N4KA033
1-10V	1-10V	1-10V	1-10V
● F017N1KB006	● F017N2KB006	● F017N3KB006	● F017N4KB006
● F017N1KB033	● F017N2KB033	● F017N3KB033	● F017N4KB033
Dali	Dali	Dali	Dali
● F017N1KD006	● F017N2KD006	● F017N3KD006	● F017N4KD006
● F017N1KD033	● F017N2KD033	● F017N3KD033	● F017N4KD033



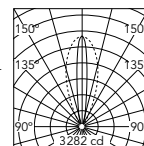
@3000K

Beam Angle: 39°	h(m)	E(lx)	D(m)
1	1285	0.71	
2	321	1.43	
3	143	2.14	
4	80	2.86	
5	51	3.57	

Optic Elliptical 13° x 40°

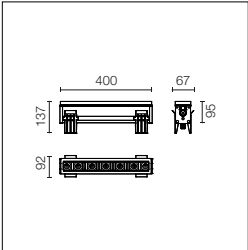

Power Led: 12,5W - LED 1304 lm ≠ OUTPUT 574 lm - 2200K/CRI 80 / 12,5W - LED 1352 lm ≠ OUTPUT 595 lm - 2700K/CRI 80 / 12,5W - LED 1449 lm ≠ OUTPUT 638 lm - 3000K/CRI 80 / 12,5W - LED 1497 lm ≠ OUTPUT 659 lm - 4000K/CRI 80



















2200K	2700K	3000K	4000K
Non Dimmable	Non Dimmable	Non Dimmable	Non Dimmable
● F017N1LA006	● F017N2LA006	● F017N3LA006	● F017N4LA006
● F017N1LA033	● F017N2LA033	● F017N3LA033	● F017N4LA033
1-10V	1-10V	1-10V	1-10V
● F017N1LB006	● F017N2LB006	● F017N3LB006	● F017N4LB006
● F017N1LB033	● F017N2LB033	● F017N3LB033	● F017N4LB033
Dali	Dali	Dali	Dali
● F017N1LD006	● F017N2LD006	● F017N3LD006	● F017N4LD006
● F017N1LD033	● F017N2LD033	● F017N3LD033	● F017N4LD033



@3000K

Beam Angle: 13°	h(m)	E(lx)	D(m)
1	3282	0.22	
2	820	0.44	
3	365	0.67	
4	205	0.89	
5	131	1.11	





Sorgente high power LED inclusa e ottiche arretrate equipaggiate con griglia frangiluce asimmetrica antiabbagliamento. Alimentazione elettrica 220-240V on off e dimmerabile 1-10V e dali.

Cassaforma per l'installazione obbligatoria da ordinare separatamente.

Precabato con connettori rapidi H₂O Stop presa/spina inclusi. ACT (Anti Corrosion Treatment) a richiesta.

High-power LED source included and rear lenses equipped with anti-glare asymmetrical diffuser grille. 1-10V or DALI on-off and dimmable 220-240V power supply. Compulsory installation box to be ordered separately. Pre-wired with H₂O Stop quick connectors, plug/socket included. ACT (Anti-Corrosion Treatment) upon request.

Optic Spot 15°

Power Led: 12,5W - LED 1304 lm ≠ OUTPUT 334 lm - 2200K/CRI 80 / 12,5W - LED 1352 lm ≠ OUTPUT 346 lm - 2700K/CRI 80 / 12,5W - LED 1449 lm ≠ OUTPUT 371 lm - 3000K/CRI 80 / 12,5W - LED 1497 lm ≠ OUTPUT 383 lm - 4000K/CRI 80

2200K

Non Dimmable

- F017N1QA006
- F017N1QA033
- 1-10V
- F017N1QB006
- F017N1QB033
- Dali
- F017N1QD006
- F017N1QD033

2700K

Non Dimmable

- F017N2QA006
- F017N2QA033
- 1-10V
- F017N2QB006
- F017N2QB033
- Dali
- F017N2QD006
- F017N2QD033

3000K

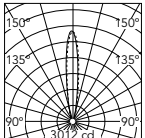

Non Dimmable

- F017N3QA006
- F017N3QA033
- 1-10V
- F017N3QB006
- F017N3QB033
- Dali
- F017N3QD006
- F017N3QD033

4000K

Non Dimmable

- F017N4QA006
- F017N4QA033
- 1-10V
- F017N4QB006
- F017N4QB033
- Dali
- F017N4QD006
- F017N4QD033



Beam Angle: 15°			
h(m)	E(lx)	D(m)	
1	3010	0.25	
2	753	0.51	
3	334	0.76	
4	188	1.02	
5	120	1.27	

@3000K

Optic Medium 25°

Power Led: 12,5W - LED 1304 lm ≠ OUTPUT 353 lm - 2200K/CRI 80 / 12,5W - LED 1352 lm ≠ OUTPUT 367 lm - 2700K/CRI 80 / 12,5W - LED 1449 lm ≠ OUTPUT 393 lm - 3000K/CRI 80 / 12,5W - LED 1497 lm ≠ OUTPUT 406 lm - 4000K/CRI 80

2200K

Non Dimmable

- F017N1RA006
- F017N1RA033
- 1-10V
- F017N1RB006
- F017N1RB033
- Dali
- F017N1RD006
- F017N1RD033

2700K

Non Dimmable

- F017N2RA006
- F017N2RA033
- 1-10V
- F017N2RB006
- F017N2RB033
- Dali
- F017N2RD006
- F017N2RD033

3000K

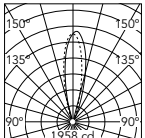

Non Dimmable

- F017N3RA006
- F017N3RA033
- 1-10V
- F017N3RB006
- F017N3RB033
- Dali
- F017N3RD006
- F017N3RD033

4000K

Non Dimmable

- F017N4RA006
- F017N4RA033
- 1-10V
- F017N4RB006
- F017N4RB033
- Dali
- F017N4RD006
- F017N4RD033



Beam Angle: 25°			
h(m)	E(lx)	D(m)	
1	1955	0.45	
2	489	0.89	
3	217	1.34	
4	122	1.78	
5	78	2.23	

@3000K

Optic Flood 42°

Power Led: 12,5W - LED 1304 lm ≠ OUTPUT 283 lm - 2200K/CRI 80 / 12,5W - LED 1352 lm ≠ OUTPUT 294 lm - 2700K/CRI 80 / 12,5W - LED 1449 lm ≠ OUTPUT 314 lm - 3000K/CRI 80 / 12,5W - LED 1497 lm ≠ OUTPUT 325 lm - 4000K/CRI 80

2200K

Non Dimmable

- F017N1SA006
- F017N1SA033
- 1-10V
- F017N1SB006
- F017N1SB033
- Dali
- F017N1SD006
- F017N1SD033

2700K

Non Dimmable

- F017N2SA006
- F017N2SA033
- 1-10V
- F017N2SB006
- F017N2SB033
- Dali
- F017N2SD006
- F017N2SD033

3000K

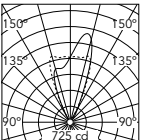

Non Dimmable

- F017N3SA006
- F017N3SA033
- 1-10V
- F017N3SB006
- F017N3SB033
- Dali
- F017N3SD006
- F017N3SD033

4000K

Non Dimmable

- F017N4SA006
- F017N4SA033
- 1-10V
- F017N4SB006
- F017N4SB033
- Dali
- F017N4SD006
- F017N4SD033



Beam Angle: 42°			
h(m)	E(lx)	D(m)	
1	688	0.76	
2	172	1.51	
3	76	2.27	
4	43	3.03	
5	28	3.78	

@3000K

Optic Elliptical 12° x 40°

Power Led: 12,5W - LED 1304 lm ≠ OUTPUT 271 lm - 2200K/CRI 80 / 12,5W - LED 1352 lm ≠ OUTPUT 281 lm - 2700K/CRI 80 / 12,5W - LED 1449 lm ≠ OUTPUT 301 lm - 3000K/CRI 80 / 12,5W - LED 1497 lm ≠ OUTPUT 311 lm - 4000K/CRI 80

2200K

Non Dimmable

- F017N1TA006
- F017N1TA033
- 1-10V
- F017N1TB006
- F017N1TB033
- Dali
- F017N1TD006
- F017N1TD033

2700K

Non Dimmable

- F017N2TA006
- F017N2TA033
- 1-10V
- F017N2TB006
- F017N2TB033
- Dali
- F017N2TD006
- F017N2TD033

3000K

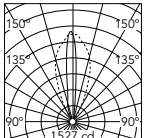

Non Dimmable

- F017N3TA006
- F017N3TA033
- 1-10V
- F017N3TB006
- F017N3TB033
- Dali
- F017N3TD006
- F017N3TD033

4000K

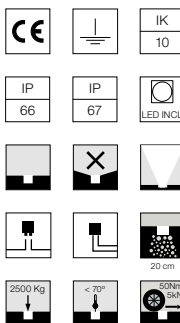
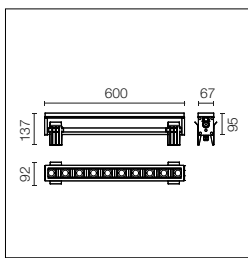
Non Dimmable

- F017N4TA006
- F017N4TA033
- 1-10V
- F017N4TB006
- F017N4TB033
- Dali
- F017N4TD006
- F017N4TD033



Beam Angle: 12°			
h(m)	E(lx)	D(m)	
1	1526	0.21	
2	382	0.42	
3	170	0.62	
4	95	0.83	
5	61	1.04	

@3000K



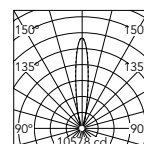
Sorgente high power LED inclusa e ottiche arretrate. Alimentazione elettrica 220-240V on off e dimmerabile 1-10V e dali. Cassaforma per l'installazione obbligatoria da ordinare separatamente. Precabato con connettori rapidi H₂O Stop presa/spina inclusi. ACT (Anti Corrosion Treatment) a richiesta.

High-power LED source included and rear lenses. 1-10V or DALI on-off and dimmable 220-240V power supply. Compulsory installation box to be ordered separately. Pre-wired with H₂O Stop quick connectors, plug/socket included. ACT (Anti-Corrosion Treatment) upon request.

Optic Spot 16°

Power Led: 17W - LED 1863 lm ≠ OUTPUT 1368 lm - 2200K/CRI 80 / 17W - LED 1932 lm ≠ OUTPUT 1419 lm - 2700K/CRI 80 / 17W - LED 2070 lm ≠ OUTPUT 1520 lm - 3000K/CRI 80 / 17W - LED 2139 lm ≠ OUTPUT 1571 lm - 4000K/CRI 80

2200K	2700K	3000K	4000K
Non Dimmable	Non Dimmable	Non Dimmable	Non Dimmable
● F017P1AA006	● F017P2AA006	● F017P3AA006	● F017P4AA006
● F017P1AA033	● F017P2AA033	● F017P3AA033	● F017P4AA033
1-10V	1-10V	1-10V	1-10V
● F017P1AB006	● F017P2AB006	● F017P3AB006	● F017P4AB006
● F017P1AB033	● F017P2AB033	● F017P3AB033	● F017P4AB033
Dali	Dali	Dali	Dali
● F017P1AD006	● F017P2AD006	● F017P3AD006	● F017P4AD006
● F017P1AD033	● F017P2AD033	● F017P3AD033	● F017P4AD033



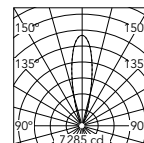
@3000K

Beam Angle:	16°	
h(m)	E(lx)	D(m)
1	10578	0.27
2	2644	0.55
3	1175	0.82
4	661	1.09
5	423	1.37

Optic Medium 25°

Power Led: 17W - LED 1863 lm ≠ OUTPUT 1473 lm - 2200K/CRI 80 / 17W - LED 1932 lm ≠ OUTPUT 1527 lm - 2700K/CRI 80 / 17W - LED 2070 lm ≠ OUTPUT 1636 lm - 3000K/CRI 80 / 17W - LED 2139 lm ≠ OUTPUT 1691 lm - 4000K/CRI 80

2200K	2700K	3000K	4000K
Non Dimmable	Non Dimmable	Non Dimmable	Non Dimmable
● F017P1BA006	● F017P2BA006	● F017P3BA006	● F017P4BA006
● F017P1BA033	● F017P2BA033	● F017P3BA033	● F017P4BA033
1-10V	1-10V	1-10V	1-10V
● F017P1BB006	● F017P2BB006	● F017P3BB006	● F017P4BB006
● F017P1BB033	● F017P2BB033	● F017P3BB033	● F017P4BB033
Dali	Dali	Dali	Dali
● F017P1BD006	● F017P2BD006	● F017P3BD006	● F017P4BD006
● F017P1BD033	● F017P2BD033	● F017P3BD033	● F017P4BD033



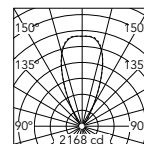
@3000K

Beam Angle:		25°
h(m)	E(lx)	D(m)
1	7285	0.44
2	1821	0.88
3	809	1.32
4	455	1.76
5	291	2.20

Optic Flood 46°

Power Led: 17W - LED 1863 lm ≠ OUTPUT 1283 lm - 2200K/CRI 80 / 17W - LED 1932 lm ≠ OUTPUT 1330 lm - 2700K/CRI 80 / 17W - LED 2070 lm ≠ OUTPUT 1425 lm - 3000K/CRI 80 / 17W - LED 2139 lm ≠ OUTPUT 1473 lm - 4000K/CRI 80

2200K	2700K	3000K	4000K
Non Dimmable	Non Dimmable	Non Dimmable	Non Dimmable
● F017P1CA006	● F017P2CA006	● F017P3CA006	● F017P4CA006
● F017P1CA033	● F017P2CA033	● F017P3CA033	● F017P4CA033
1-10V	1-10V	1-10V	1-10V
● F017P1CB006	● F017P2CB006	● F017P3CB006	● F017P4CB006
● F017P1CB033	● F017P2CB033	● F017P3CB033	● F017P4CB033
Dali	Dali	Dali	Dali
● F017P1CD006	● F017P2CD006	● F017P3CD006	● F017P4CD006
● F017P1CD033	● F017P2CD033	● F017P3CD033	● F017P4CD033



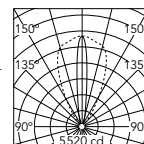
@3000K

Beam Angle:	46°	
h(m)	E(lx)	D(m)
1	2158	0.85
2	539	1.71
3	240	2.56
4	135	3.42
5	86	4.27

Optic Elliptical 12° x 50°

Power Led: 17W - LED 1863 lm ≠ OUTPUT 1286 lm - 2200K/CRI 80 / 17W - LED 1932 lm ≠ OUTPUT 1334 lm - 2700K/CRI 80 / 17W - LED 2070 lm ≠ OUTPUT 1429 lm - 3000K/CRI 80 / 17W - LED 2139 lm ≠ OUTPUT 1477 lm - 4000K/CRI 80

2200K	2700K	3000K	4000K
Non Dimmable	Non Dimmable	Non Dimmable	Non Dimmable
● F017P1DA006	● F017P2DA006	● F017P3DA006	● F017P4DA006
● F017P1DA033	● F017P2DA033	● F017P3DA033	● F017P4DA033
1-10V	1-10V	1-10V	1-10V
● F017P1DB006	● F017P2DB006	● F017P3DB006	● F017P4DB006
● F017P1DB033	● F017P2DB033	● F017P3DB033	● F017P4DB033
Dali	Dali	Dali	Dali
● F017P1DD006	● F017P2DD006	● F017P3DD006	● F017P4DD006
● F017P1DD033	● F017P2DD033	● F017P3DD033	● F017P4DD033



@3000K

Beam Angle: 12°	
h(m)	E(lx) D(m)
1	5519 0.22
2	1380 0.44
3	613 0.66
4	345 0.87
5	221 1.09





Sorgente high power LED inclusa e ottiche arretrate equipaggiate con griglia frangiluce antiabbagliamento. Alimentazione elettrica 220-240V on off e dimmerabile 1-10V e dali.

Cassaforma per l'installazione obbligatoria da ordinare separatamente.

Precabato con connettori rapidi H₂O Stop presa/spina inclusi. ACT (Anti Corrosion Treatment) a richiesta.

High-power LED source included and rear lenses equipped with anti-glare diffuser grille. 1-10V or DALI on-off and dimmable 220-240V power supply.

Compulsory installation box to be ordered separately.

Pre-wired with H₂O Stop quick connectors, plug/socket included. ACT (Anti-Corrosion Treatment) upon request.

Optic Spot 16°

Power Led: 17W - LED 1863 lm ≠ OUTPUT 1003 lm - 2200K/CRI 80 / 17W - LED 1932 lm ≠ OUTPUT 1040 lm - 2700K/CRI 80 / 17W - LED 2070 lm ≠ OUTPUT 1115 lm - 3000K/CRI 80 / 17W - LED 2139 lm ≠ OUTPUT 1152 lm - 4000K/CRI 80

2200K
Non Dimmable

- F017P1HA006
- F017P1HA033

1-10V

- F017P1HB006
- F017P1HB033

Dali

- F017P1HD006
- F017P1HD033

2700K
Non Dimmable

- F017P2HA006
- F017P2HA033

1-10V

- F017P2HB006
- F017P2HB033

Dali

- F017P2HD006
- F017P2HD033

3000K
Non Dimmable

- F017P3HA006
- F017P3HA033

1-10V

- F017P3HB006
- F017P3HB033

Dali

- F017P3HD006
- F017P3HD033

4000K
Non Dimmable

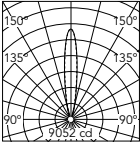

- F017P4HA006
- F017P4HA033

1-10V

- F017P4HB006
- F017P4HB033

Dali

- F017P4HD006
- F017P4HD033



Beam Angle: 16°

h(m)	E(lx)	D(m)
1	9052	0.28
2	2263	0.56
3	1006	0.83
4	566	1.11
5	362	1.39

@3000K

Optic Medium 25°

Power Led: 17W - LED 1863 lm ≠ OUTPUT 1063 lm - 2200K/CRI 80 / 17W - LED 1932 lm ≠ OUTPUT 1102 lm - 2700K/CRI 80 / 17W - LED 2070 lm ≠ OUTPUT 1181 lm - 3000K/CRI 80 / 17W - LED 2139 lm ≠ OUTPUT 1220 lm - 4000K/CRI 80

2200K
Non Dimmable

- F017P1JA006
- F017P1JA033

1-10V

- F017P1JB006
- F017P1JB033

Dali

- F017P1JD006
- F017P1JD033

2700K
Non Dimmable

- F017P2JA006
- F017P2JA033

1-10V

- F017P2JB006
- F017P2JB033

Dali

- F017P2JD006
- F017P2JD033

3000K
Non Dimmable

- F017P3JA006
- F017P3JA033

1-10V

- F017P3JB006
- F017P3JB033

Dali

- F017P3JD006
- F017P3JD033

4000K
Non Dimmable

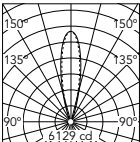

- F017P4JA006
- F017P4JA033

1-10V

- F017P4JB006
- F017P4JB033

Dali

- F017P4JD006
- F017P4JD033



Beam Angle: 25°

h(m)	E(lx)	D(m)
1	6129	0.44
2	1532	0.87
3	681	1.31
4	383	1.74
5	245	2.18

@3000K

Optic Flood 39°

Power Led: 17W - LED 1863 lm ≠ OUTPUT 820 lm - 2200K/CRI 80 / 17W - LED 1932 lm ≠ OUTPUT 850 lm - 2700K/CRI 80 / 17W - LED 2070 lm ≠ OUTPUT 911 lm - 3000K/CRI 80 / 17W - LED 2139 lm ≠ OUTPUT 944 lm - 4000K/CRI 80

2200K
Non Dimmable

- F017P1KA006
- F017P1KA033

1-10V

- F017P1KB006
- F017P1KB033

Dali

- F017P1KD006
- F017P1KD033

2700K
Non Dimmable

- F017P2KA006
- F017P2KA033

1-10V

- F017P2KB006
- F017P2KB033

Dali

- F017P2KD006
- F017P2KD033

3000K
Non Dimmable

- F017P3KA006
- F017P3KA033

1-10V

- F017P3KB006
- F017P3KB033

Dali

- F017P3KD006
- F017P3KD033

4000K
Non Dimmable

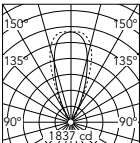

- F017P4KA006
- F017P4KA033

1-10V

- F017P4KB006
- F017P4KB033

Dali

- F017P4KD006
- F017P4KD033



Beam Angle: 39°

h(m)	E(lx)	D(m)
1	1832	0.71
2	458	1.43
3	204	2.14
4	115	2.86
5	73	3.57

@3000K

Optic Elliptical 13° x 40°

Power Led: 17W - LED 1863 lm ≠ OUTPUT 820 lm - 2200K/CRI 80 / 17W - LED 1932 lm ≠ OUTPUT 850 lm - 2700K/CRI 80 / 17W - LED 2070 lm ≠ OUTPUT 911 lm - 3000K/CRI 80 / 17W - LED 2139 lm ≠ OUTPUT 941 lm - 4000K/CRI 80

2200K
Non Dimmable

- F017P1LA006
- F017P1LA033

1-10V

- F017P1LB006
- F017P1LB033

Dali

- F017P1LD006
- F017P1LD033

2700K
Non Dimmable

- F017P2LA006
- F017P2LA033

1-10V

- F017P2LB006
- F017P2LB033

Dali

- F017P2LD006
- F017P2LD033

3000K
Non Dimmable

- F017P3LA006
- F017P3LA033

1-10V

- F017P3LB006
- F017P3LB033

Dali

- F017P3LD006
- F017P3LD033

4000K
Non Dimmable

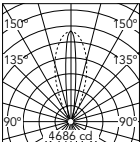

- F017P4LA006
- F017P4LA033

1-10V

- F017P4LB006
- F017P4LB033

Dali

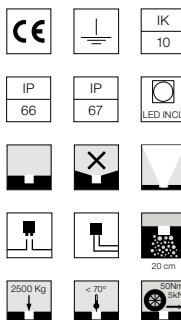
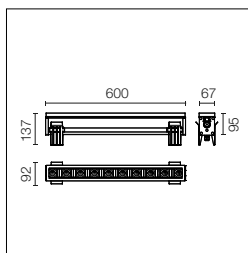
- F017P4LD006
- F017P4LD033



Beam Angle: 13°

h(m)	E(lx)	D(m)
1	4686	0.22
2	1172	0.44
3	521	0.67
4	293	0.89
5	187	1.11

@3000K



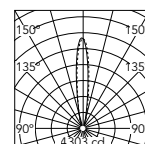
Sorgente high power LED inclusa e ottiche arretrate equipaggiate con griglia frangiluce asimmetrica antiabbagliamento. Alimentazione elettrica 220-240V on off e dimmerabile 1-10V e dali.
Cassaforma per l'installazione obbligatoria da ordinare separatamente.
Precablato con connettori rapidi H₂O Stop presa/spina inclusi.
ACT (Anti Corrosion Treatment) a richiesta.

High-power LED source included and rear lenses equipped with anti-glare asymmetrical diffuser grille. 1-10V or DALI on-off and dimmable 220-240V power supply.
Compulsory installation box to be ordered separately.
Pre-wired with H₂O Stop quick connectors, plug/socket included.
ACT (Anti-Corrosion Treatment) upon request.

Optic Spot 15°

Power Led: 17W - LED 1863 lm ≠ OUTPUT 477 lm - 2200K/CRI 80 / 17W - LED 1932 lm ≠ OUTPUT 495 lm - 2700K/CRI 80 / 17W - LED 2070 lm ≠ OUTPUT 530 lm - 3000K/CRI 80 / 17W - LED 2139 lm ≠ OUTPUT 548 lm - 4000K/CRI 80

2200K	2700K	3000K	4000K
Non Dimmable	Non Dimmable	Non Dimmable	Non Dimmable
● F017P1QA006	● F017P2QA006	● F017P3QA006	● F017P4QA006
● F017P1QA033	● F017P2QA033	● F017P3QA033	● F017P4QA033
1-10V	1-10V	1-10V	1-10V
● F017P1QB006	● F017P2QB006	● F017P3QB006	● F017P4QB006
● F017P1QB033	● F017P2QB033	● F017P3QB033	● F017P4QB033
Dali	Dali	Dali	Dali
● F017P1QD006	● F017P2QD006	● F017P3QD006	● F017P4QD006
● F017P1QD033	● F017P2QD033	● F017P3QD033	● F017P4QD033



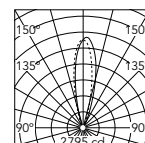
@3000K

Beam Angle: 15°	h(m)	E(lx)	D(m)
1	4300	0.25	
2	1075	0.51	
3	478	0.76	
4	269	1.02	
5	172	1.27	

Optic Medium 25°

Power Led: 17W - LED 1863 lm ≠ OUTPUT 505 lm - 2200K/CRI 80 / 17W - LED 1932 lm ≠ OUTPUT 523 lm - 2700K/CRI 80 / 17W - LED 2070 lm ≠ OUTPUT 561 lm - 3000K/CRI 80 / 17W - LED 2139 lm ≠ OUTPUT 579 lm - 4000K/CRI 80

2200K	2700K	3000K	4000K
Non Dimmable	Non Dimmable	Non Dimmable	Non Dimmable
● F017P1RA006	● F017P2RA006	● F017P3RA006	● F017P4RA006
● F017P1RA033	● F017P2RA033	● F017P3RA033	● F017P4RA033
1-10V	1-10V	1-10V	1-10V
● F017P1RB006	● F017P2RB006	● F017P3RB006	● F017P4RB006
● F017P1RB033	● F017P2RB033	● F017P3RB033	● F017P4RB033
Dali	Dali	Dali	Dali
● F017P1RD006	● F017P2RD006	● F017P3RD006	● F017P4RD006
● F017P1RD033	● F017P2RD033	● F017P3RD033	● F017P4RD033



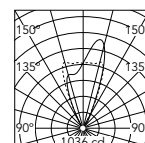
@3000K

Beam Angle: 25°	h(m)	E(lx)	D(m)
1	2790	0.45	
2	698	0.89	
3	310	1.34	
4	174	1.78	
5	112	2.23	

Optic Flood 42°

Power Led: 17W - LED 1863 lm ≠ OUTPUT 404 lm - 2200K/CRI 80 / 17W - LED 1932 lm ≠ OUTPUT 419 lm - 2700K/CRI 80 / 17W - LED 2070 lm ≠ OUTPUT 449 lm - 3000K/CRI 80 / 17W - LED 2139 lm ≠ OUTPUT 464 lm - 4000K/CRI 80

2200K	2700K	3000K	4000K
Non Dimmable	Non Dimmable	Non Dimmable	Non Dimmable
● F017P1SA006	● F017P2SA006	● F017P3SA006	● F017P4SA006
● F017P1SA033	● F017P2SA033	● F017P3SA033	● F017P4SA033
1-10V	1-10V	1-10V	1-10V
● F017P1SB006	● F017P2SB006	● F017P3SB006	● F017P4SB006
● F017P1SB033	● F017P2SB033	● F017P3SB033	● F017P4SB033
Dali	Dali	Dali	Dali
● F017P1SD006	● F017P2SD006	● F017P3SD006	● F017P4SD006
● F017P1SD033	● F017P2SD033	● F017P3SD033	● F017P4SD033



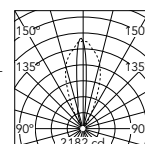
@3000K

Beam Angle: 42°	h(m)	E(lx)	D(m)
1	983	0.76	
2	246	1.51	
3	109	2.27	
4	61	3.03	
5	39	3.78	

Optic Elliptical 12° x 40°


Power Led: 17W - LED 1863 lm ≠ OUTPUT 387 lm - 2200K/CRI 80 / 17W - LED 1932 lm ≠ OUTPUT 401 lm - 2700K/CRI 80 / 17W - LED 2070 lm ≠ OUTPUT 430 lm - 3000K/CRI 80 / 17W - LED 2139 lm ≠ OUTPUT 444 lm - 4000K/CRI 80

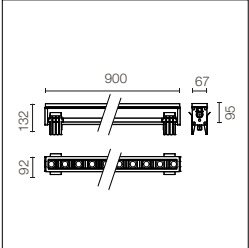
2200K	2700K	3000K	4000K
Non Dimmable	Non Dimmable	Non Dimmable	Non Dimmable
● F017P1TA006	● F017P2TA006	● F017P3TA006	● F017P4TA006
● F017P1TA033	● F017P2TA033	● F017P3TA033	● F017P4TA033
1-10V	1-10V	1-10V	1-10V
● F017P1TB006	● F017P2TB006	● F017P3TB006	● F017P4TB006
● F017P1TB033	● F017P2TB033	● F017P3TB033	● F017P4TB033
Dali	Dali	Dali	Dali
● F017P1TD006	● F017P2TD006	● F017P3TD006	● F017P4TD006
● F017P1TD033	● F017P2TD033	● F017P3TD033	● F017P4TD033



@3000K

Beam Angle: 12°	h(m)	E(lx)	D(m)
1	2181	0.21	
2	545	0.42	
3	242	0.62	
4	136	0.83	
5	87	1.04	





Sorgente high power LED inclusa e ottiche arretrate. Alimentazione elettrica 220-240V on off e dimmerabile 1-10V e dali. Cassaforma per l'installazione obbligatoria da ordinare separatamente. Precablato con connettori rapidi H₂O Stop presa/spina inclusi. ACT (Anti Corrosion Treatment) a richiesta.

High-power LED source included and rear lenses. 1-10V or DALI on-off and dimmable 220-240V power supply. Compulsory installation box to be ordered separately. Pre-wired with H₂O Stop quick connectors, plug/socket included. ACT (Anti-Corrosion Treatment) upon request.

Optic Spot 16°

Power Led: 26W - LED 2795 lm ≠ OUTPUT 2052 lm - 2200K/CRI 80 / 26W - LED 2898 lm ≠ OUTPUT 2128 lm - 2700K/CRI 80 / 26W - LED 3105 lm ≠ OUTPUT 2280 lm - 3000K/CRI 80 / 26W - LED 3209 lm ≠ OUTPUT 2536 lm - 4000K/CRI 80

2200K

Non Dimmable

- F017Q1AA006
- F017Q1AA033

1-10V

- F017Q1AB006
- F017Q1AB033

Dali

- F017Q1AD006
- F017Q1AD033

2700K

Non Dimmable

- F017Q2AA006
- F017Q2AA033

1-10V

- F017Q2AB006
- F017Q2AB033

Dali

- F017Q2AD006
- F017Q2AD033

3000K

Non Dimmable

- F017Q3AA006
- F017Q3AA033

1-10V

- F017Q3AB006
- F017Q3AB033

Dali

- F017Q3AD006
- F017Q3AD033

4000K

Non Dimmable

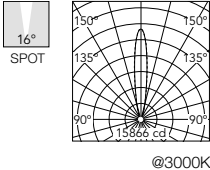
- F017Q4AA006
- F017Q4AA033

1-10V

- F017Q4AB006
- F017Q4AB033

Dali

- F017Q4AD006
- F017Q4AD033



Beam Angle: 16°			
h(m)	E(lx)	D(m)	
1	15866	0.27	
2	3967	0.55	
3	1763	0.82	
4	992	1.09	
5	635	1.37	

@3000K

Optic Medium 25°

Power Led: 26W - LED 2795 lm ≠ OUTPUT 2209 lm - 2200K/CRI 80 / 26W - LED 2898 lm ≠ OUTPUT 2291 lm - 2700K/CRI 80 / 26W - LED 3105 lm ≠ OUTPUT 2454 lm - 3000K/CRI 80 / 26W - LED 3209 lm ≠ OUTPUT 2536 lm - 4000K/CRI 80

2200K

Non Dimmable

- F017Q1BA006
- F017Q1BA033

1-10V

- F017Q1BB006
- F017Q1BB033

Dali

- F017Q1BD006
- F017Q1BD033

2700K

Non Dimmable

- F017Q2BA006
- F017Q2BA033

1-10V

- F017Q2BB006
- F017Q2BB033

Dali

- F017Q2BD006
- F017Q2BD033

3000K

Non Dimmable

- F017Q3BA006
- F017Q3BA033

1-10V

- F017Q3BB006
- F017Q3BB033

Dali

- F017Q3BD006
- F017Q3BD033

4000K

Non Dimmable

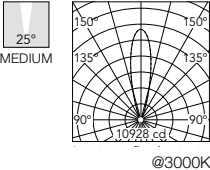
- F017Q4BA006
- F017Q4BA033

1-10V

- F017Q4BB006
- F017Q4BB033

Dali

- F017Q4BD006
- F017Q4BD033



Beam Angle: 25°			
h(m)	E(lx)	D(m)	
1	10928	0.44	
2	2732	0.88	
3	1214	1.32	
4	683	1.76	
5	437	2.20	

@3000K

Optic Flood 46°

Power Led: 26W - LED 2795 lm ≠ OUTPUT 1924 lm - 2200K/CRI 80 / 26W - LED 2898 lm ≠ OUTPUT 1995 lm - 2700K/CRI 80 / 26W - LED 3105 lm ≠ OUTPUT 2138 lm - 3000K/CRI 80 / 26W - LED 3209 lm ≠ OUTPUT 2209 lm - 4000K/CRI 80

2200K

Non Dimmable

- F017Q1CA006
- F017Q1CA033

1-10V

- F017Q1CB006
- F017Q1CB033

Dali

- F017Q1CD006
- F017Q1CD033

2700K

Non Dimmable

- F017Q2CA006
- F017Q2CA033

1-10V

- F017Q2CB006
- F017Q2CB033

Dali

- F017Q2CD006
- F017Q2CD033

3000K

Non Dimmable

- F017Q3CA006
- F017Q3CA033

1-10V

- F017Q3CB006
- F017Q3CB033

Dali

- F017Q3CD006
- F017Q3CD033

4000K

Non Dimmable

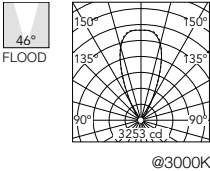
- F017Q4CA006
- F017Q4CA033

1-10V

- F017Q4CB006
- F017Q4CB033

Dali

- F017Q4CD006
- F017Q4CD033



Beam Angle: 46°			
h(m)	E(lx)	D(m)	
1	3238	0.85	
2	809	1.71	
3	360	2.56	
4	202	3.42	
5	130	4.27	

@3000K

Optic Elliptical 12° x 50°

Power Led: 26W - LED 2795 lm ≠ OUTPUT 1929 lm - 2200K/CRI 80 / 26W - LED 2898 lm ≠ OUTPUT 2001 lm - 2700K/CRI 80 / 26W - LED 3105 lm ≠ OUTPUT 2144 lm - 3000K/CRI 80 / 26W - LED 3209 lm ≠ OUTPUT 2215 lm - 4000K/CRI 80

2200K

Non Dimmable

- F017Q1DA006
- F017Q1DA033

1-10V

- F017Q1DB006
- F017Q1DB033

Dali

- F017Q1DD006
- F017Q1DD033

2700K

Non Dimmable

- F017Q2DA006
- F017Q2DA033

1-10V

- F017Q2DB006
- F017Q2DB033

Dali

- F017Q2DD006
- F017Q2DD033

3000K

Non Dimmable

- F017Q3DA006
- F017Q3DA033

1-10V

- F017Q3DB006
- F017Q3DB033

Dali

- F017Q3DD006
- F017Q3DD033

4000K

Non Dimmable

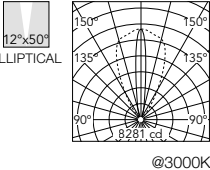
- F017Q4DA006
- F017Q4DA033

1-10V

- F017Q4DB006
- F017Q4DB033

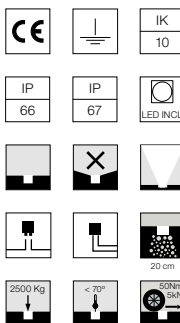
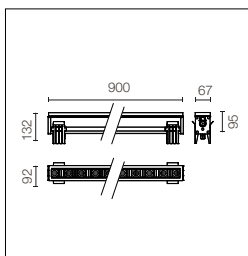
Dali

- F017Q4DD006
- F017Q4DD033



Beam Angle: 12° x 50°			
h(m)	E(lx)	D(m)	
1	8280	0.22	
2	2070	0.44	
3	920	0.66	
4	517	0.87	
5	331	1.09	

@3000K



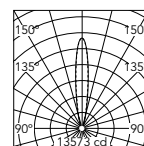
Sorgente high power LED inclusa e ottiche arretrate equipaggiate con griglia frangiluce antiabbagliamento. Alimentazione elettrica 220-240V on off e dimmerabile 1-10V e dali.
Cassaforma per l'installazione obbligatoria da ordinare separatamente.
Precablato con connettori rapidi H₂O Stop presa/spina inclusi.
ACT (Anti Corrosion Treatment) a richiesta.

High-power LED source included and rear lenses equipped with anti-glare diffuser grille. 1-10V or DALI on-off and dimmable 220-240V power supply.
Compulsory installation box to be ordered separately.
Pre-wired with H₂O Stop quick connectors, plug/socket included.
ACT (Anti-Corrosion Treatment) upon request.

Optic Spot 16°

Power Led: 26W - LED 2795 lm ≠ OUTPUT 1505 lm - 2200K/CRI 80 / 26W - LED 2898 lm ≠ OUTPUT 1560 lm - 2700K/CRI 80 / 26W - LED 3105 lm ≠ OUTPUT 1672 lm - 3000K/CRI 80 / 26W - LED 3209 lm ≠ OUTPUT 1728 lm - 4000K/CRI 80

2200K	2700K	3000K	4000K
Non Dimmable	Non Dimmable	Non Dimmable	Non Dimmable
● F017Q1HA006	● F017Q2HA006	● F017Q3HA006	● F017Q4HA006
● F017Q1HA033	● F017Q2HA033	● F017Q3HA033	● F017Q4HA033
1-10V	1-10V	1-10V	1-10V
● F017Q1HB006	● F017Q2HB006	● F017Q3HB006	● F017Q4HB006
● F017Q1HB033	● F017Q2HB033	● F017Q3HB033	● F017Q4HB033
Dali	Dali	Dali	Dali
● F017Q1HD006	● F017Q2HD006	● F017Q3HD006	● F017Q4HD006
● F017Q1HD033	● F017Q2HD033	● F017Q3HD033	● F017Q4HD033



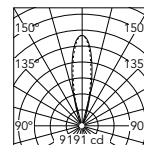
@3000K

Beam Angle: 16°	h(m)	E(lx)	D(m)
1	13573	0.28	
2	3393	0.56	
3	1508	0.83	
4	848	1.11	
5	543	1.39	

Optic Medium 25°

Power Led: 26W - LED 2795 lm ≠ OUTPUT 1594 lm - 2200K/CRI 80 / 26W - LED 2898 lm ≠ OUTPUT 1653 lm - 2700K/CRI 80 / 26W - LED 3105 lm ≠ OUTPUT 1771 lm - 3000K/CRI 80 / 26W - LED 3209 lm ≠ OUTPUT 1830 lm - 4000K/CRI 80

2200K	2700K	3000K	4000K
Non Dimmable	Non Dimmable	Non Dimmable	Non Dimmable
● F017Q1JA006	● F017Q2JA006	● F017Q3JA006	● F017Q4JA006
● F017Q1JA033	● F017Q2JA033	● F017Q3JA033	● F017Q4JA033
1-10V	1-10V	1-10V	1-10V
● F017Q1JB006	● F017Q2JB006	● F017Q3JB006	● F017Q4JB006
● F017Q1JB033	● F017Q2JB033	● F017Q3JB033	● F017Q4JB033
Dali	Dali	Dali	Dali
● F017Q1JD006	● F017Q2JD006	● F017Q3JD006	● F017Q4JD006
● F017Q1JD033	● F017Q2JD033	● F017Q3JD033	● F017Q4JD033



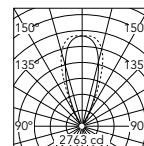
@3000K

Beam Angle: 25°	h(m)	E(lx)	D(m)
1	9191	0.44	
2	2298	0.87	
3	1021	1.31	
4	574	1.74	
5	368	2.18	

Optic Flood 39°

Power Led: 26W - LED 2795 lm ≠ OUTPUT 1233 lm - 2200K/CRI 80 / 26W - LED 2898 lm ≠ OUTPUT 1278 lm - 2700K/CRI 80 / 26W - LED 3105 lm ≠ OUTPUT 1370 lm - 3000K/CRI 80 / 26W - LED 3209 lm ≠ OUTPUT 1415 lm - 4000K/CRI 80

2200K	2700K	3000K	4000K
Non Dimmable	Non Dimmable	Non Dimmable	Non Dimmable
● F017Q1KA006	● F017Q2KA006	● F017Q3KA006	● F017Q4KA006
● F017Q1KA033	● F017Q2KA033	● F017Q3KA033	● F017Q4KA033
1-10V	1-10V	1-10V	1-10V
● F017Q1KB006	● F017Q2KB006	● F017Q3KB006	● F017Q4KB006
● F017Q1KB033	● F017Q2KB033	● F017Q3KB033	● F017Q4KB033
Dali	Dali	Dali	Dali
● F017Q1KD006	● F017Q2KD006	● F017Q3KD006	● F017Q4KD006
● F017Q1KD033	● F017Q2KD033	● F017Q3KD033	● F017Q4KD033



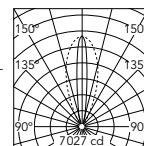
@3000K

Beam Angle: 39°	h(m)	E(lx)	D(m)
1	2755	0.71	
2	689	1.43	
3	306	2.14	
4	172	2.86	
5	110	3.57	

Optic Elliptical 13° x 40°

Power Led: 26W - LED 2795 lm ≠ OUTPUT 1229 lm - 2200K/CRI 80 / 26W - LED 2898 lm ≠ OUTPUT 1275 lm - 2700K/CRI 80 / 26W - LED 3105 lm ≠ OUTPUT 1366 lm - 3000K/CRI 80 / 26W - LED 3209 lm ≠ OUTPUT 1411 lm - 4000K/CRI 80

2200K	2700K	3000K	4000K
Non Dimmable	Non Dimmable	Non Dimmable	Non Dimmable
● F017Q1LA006	● F017Q2LA006	● F017Q3LA006	● F017Q4LA006
● F017Q1LA033	● F017Q2LA033	● F017Q3LA033	● F017Q4LA033
1-10V	1-10V	1-10V	1-10V
● F017Q1LB006	● F017Q2LB006	● F017Q3LB006	● F017Q4LB006
● F017Q1LB033	● F017Q2LB033	● F017Q3LB033	● F017Q4LB033
Dali	Dali	Dali	Dali
● F017Q1LD006	● F017Q2LD006	● F017Q3LD006	● F017Q4LD006
● F017Q1LD033	● F017Q2LD033	● F017Q3LD033	● F017Q4LD033



@3000K

Beam Angle: 13°	h(m)	E(lx)	D(m)
1	7027	0.22	
2	1757	0.44	
3	781	0.67	
4	439	0.89	
5	281	1.11	





Sorgente high power LED inclusa e ottiche arretrate equipaggiate con griglia frangiluce asimmetrica antiabbagliamento. Alimentazione elettrica 220-240V on off e dimmerabile 1-10V e dali.

Cassaforma per l'installazione obbligatoria da ordinare separatamente.

Precabato con connettori rapidi H₂O Stop presa/spina inclusi. ACT (Anti Corrosion Treatment) a richiesta.

High-power LED source included and rear lenses equipped with anti-glare asymmetrical diffuser grille. 1-10V or DALI on-off and dimmable 220-240V power supply.

Compulsory installation box to be ordered separately.

Pre-wired with H₂O Stop quick connectors, plug/socket included. ACT (Anti-Corrosion Treatment) upon request.

Optic Spot 15°

Power Led: 26W - LED 2795 lm ≠ OUTPUT 715 lm - 2200K/CRI 80 / 26W - LED 2898 lm ≠ OUTPUT 742 lm - 2700K/CRI 80 / 26W - LED 3105 lm ≠ OUTPUT 795 lm - 3000K/CRI 80 / 26W - LED 3209 lm ≠ OUTPUT 821 lm - 4000K/CRI 80

2200K
Non Dimmable

- F017Q1QA006
- F017Q1QA033

1-10V

- F017Q1QB006
- F017Q1QB033

Dali

- F017Q1QD006
- F017Q1QD033

2700K
Non Dimmable

- F017Q2QA006
- F017Q2QA033

1-10V

- F017Q2QB006
- F017Q2QB033

Dali

- F017Q2QD006
- F017Q2QD033

3000K
Non Dimmable

- F017Q3QA006
- F017Q3QA033

1-10V

- F017Q3QB006
- F017Q3QB033

Dali

- F017Q3QD006
- F017Q3QD033

4000K
Non Dimmable


- F017Q4QA006
- F017Q4QA033

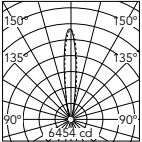
1-10V

- F017Q4QB006
- F017Q4QB033

Dali

- F017Q4QD006
- F017Q4QD033





Beam Angle: 15°

h(m)	E(lx)	D(m)
1	6451	0.25
2	1613	0.51
3	717	0.76
4	403	1.02
5	258	1.27

@3000K

Optic Medium 25°

Power Led: 26W - LED 2795 lm ≠ OUTPUT 757 lm - 2200K/CRI 80 / 26W - LED 2898 lm ≠ OUTPUT 785 lm - 2700K/CRI 80 / 26W - LED 3105 lm ≠ OUTPUT 841 lm - 3000K/CRI 80 / 26W - LED 3209 lm ≠ OUTPUT 869 lm - 4000K/CRI 80

2200K
Non Dimmable

- F017Q1RA006
- F017Q1RA033

1-10V

- F017Q1RB006
- F017Q1RB033

Dali

- F017Q1RD006
- F017Q1RD033

2700K
Non Dimmable

- F017Q2RA006
- F017Q2RA033

1-10V

- F017Q2RB006
- F017Q2RB033

Dali

- F017Q2RD006
- F017Q2RD033

3000K
Non Dimmable

- F017Q3RA006
- F017Q3RA033

1-10V

- F017Q3RB006
- F017Q3RB033

Dali

- F017Q3RD006
- F017Q3RD033

4000K
Non Dimmable


- F017Q4RA006
- F017Q4RA033

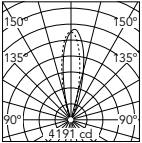
1-10V

- F017Q4RB006
- F017Q4RB033

Dali

- F017Q4RD006
- F017Q4RD033





Beam Angle: 25°

h(m)	E(lx)	D(m)
1	4183	0.45
2	1046	0.89
3	465	1.34
4	261	1.78
5	167	2.23

@3000K

Optic Flood 42°

Power Led: 26W - LED 2795 lm ≠ OUTPUT 606 lm - 2200K/CRI 80 / 26W - LED 2898 lm ≠ OUTPUT 628 lm - 2700K/CRI 80 / 26W - LED 3105 lm ≠ OUTPUT 673 lm - 3000K/CRI 80 / 26W - LED 3209 lm ≠ OUTPUT 696 lm - 4000K/CRI 80

2200K
Non Dimmable

- F017Q1SA006
- F017Q1SA033

1-10V

- F017Q1SB006
- F017Q1SB033

Dali

- F017Q1SD006
- F017Q1SD033

2700K
Non Dimmable

- F017Q2SA006
- F017Q2SA033

1-10V

- F017Q2SB006
- F017Q2SB033

Dali

- F017Q2SD006
- F017Q2SD033

3000K
Non Dimmable

- F017Q3SA006
- F017Q3SA033

1-10V

- F017Q3SB006
- F017Q3SB033

Dali

- F017Q3SD006
- F017Q3SD033

4000K
Non Dimmable


- F017Q4SA006
- F017Q4SA033

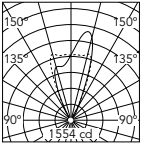
1-10V

- F017Q4SB006
- F017Q4SB033

Dali

- F017Q4SD006
- F017Q4SD033





Beam Angle: 42°

h(m)	E(lx)	D(m)
1	1474	0.76
2	368	1.51
3	164	2.27
4	92	3.03
5	59	3.78

@3000K

Optic Elliptical 12° x 40°

Power Led: 26W - LED 2795 lm ≠ OUTPUT 580 lm - 2200K/CRI 80 / 26W - LED 2898 lm ≠ OUTPUT 602 lm - 2700K/CRI 80 / 26W - LED 3105 lm ≠ OUTPUT 645 lm - 3000K/CRI 80 / 26W - LED 3209 lm ≠ OUTPUT 666 lm - 4000K/CRI 80

2200K
Non Dimmable

- F017Q1TA006
- F017Q1TA033

1-10V

- F017Q1TB006
- F017Q1TB033

Dali

- F017Q1TD006
- F017Q1TD033

2700K
Non Dimmable

- F017Q2TA006
- F017Q2TA033

1-10V

- F017Q2TB006
- F017Q2TB033

Dali

- F017Q2TD006
- F017Q2TD033

3000K
Non Dimmable

- F017Q3TA006
- F017Q3TA033

1-10V

- F017Q3TB006
- F017Q3TB033

Dali

- F017Q3TD006
- F017Q3TD033

4000K
Non Dimmable


- F017Q4TA006
- F017Q4TA033

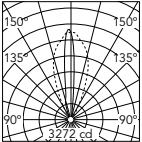
1-10V

- F017Q4TB006
- F017Q4TB033

Dali

- F017Q4TD006
- F017Q4TD033

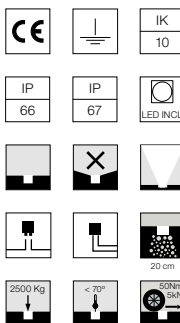
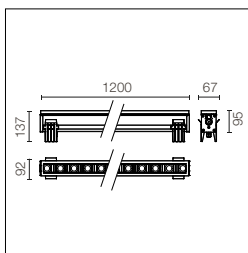




Beam Angle: 12°

h(m)	E(lx)	D(m)
1	3271	0.21
2	818	0.42
3	363	0.62
4	204	0.83
5	131	1.04

@3000K



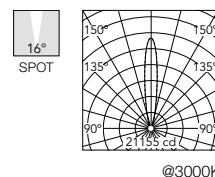
Sorgente high power LED inclusa e ottiche arretrate. Alimentazione elettrica 220-240V on off e dimmerabile 1-10V e dali. Cassaforma per l'installazione obbligatoria da ordinare separatamente. Precabato con connettori rapidi H₂O Stop presa/spina inclusi. ACT (Anti Corrosion Treatment) a richiesta.

High-power LED source included and rear lenses. 1-10V or DALI on-off and dimmable 220-240V power supply. Compulsory installation box to be ordered separately. Pre-wired with H₂O Stop quick connectors, plug/socket included. ACT (Anti-Corrosion Treatment) upon request.

Optic Spot 16°

Power Led: 33,5W - LED 3726 lm ≠ OUTPUT 2736 lm - 2200K/CRI 80 / 33,5W - LED 3864 lm ≠ OUTPUT 2837 lm - 2700K/CRI 80 / 33,5W - LED 4140 lm ≠ OUTPUT 3040 lm - 3000K/CRI 80 / 33,5W - LED 4278 lm ≠ OUTPUT 3141 lm - 4000K/CRI 80

2200K	2700K	3000K	4000K
Non Dimmable	Non Dimmable	Non Dimmable	Non Dimmable
● F017R1AA006	● F017R2AA006	● F017R3AA006	● F017R4AA006
● F017R1AA033	● F017R2AA033	● F017R3AA033	● F017R4AA033
1-10V	1-10V	1-10V	1-10V
● F017R1AB006	● F017R2AB006	● F017R3AB006	● F017R4AB006
● F017R1AB033	● F017R2AB033	● F017R3AB033	● F017R4AB033
Dali	Dali	Dali	Dali
● F017R1AD006	● F017R2AD006	● F017R3AD006	● F017R4AD006
● F017R1AD033	● F017R2AD033	● F017R3AD033	● F017R4AD033



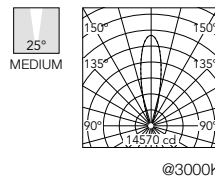
Beam Angle: 16°	h(m)	E(lx)	D(m)
1	21155	0.27	
2	5289	0.55	
3	2351	0.82	
4	1322	1.09	
5	846	1.37	

@3000K

Optic Medium 25°

Power Led: 33,5W - LED 3726 lm ≠ OUTPUT 2945 lm - 2200K/CRI 80 / 33,5W - LED 3864 lm ≠ OUTPUT 3054 lm - 2700K/CRI 80 / 33,5W - LED 4140 lm ≠ OUTPUT 3272 lm - 3000K/CRI 80 / 33,5W - LED 4278 lm ≠ OUTPUT 3381 lm - 4000K/CRI 80

2200K	2700K	3000K	4000K
Non Dimmable	Non Dimmable	Non Dimmable	Non Dimmable
● F017R1BA006	● F017R2BA006	● F017R3BA006	● F017R4BA006
● F017R1BA033	● F017R2BA033	● F017R3BA033	● F017R4BA033
1-10V	1-10V	1-10V	1-10V
● F017R1BB006	● F017R2BB006	● F017R3BB006	● F017R4BB006
● F017R1BB033	● F017R2BB033	● F017R3BB033	● F017R4BB033
Dali	Dali	Dali	Dali
● F017R1BD006	● F017R2BD006	● F017R3BD006	● F017R4BD006
● F017R1BD033	● F017R2BD033	● F017R3BD033	● F017R4BD033



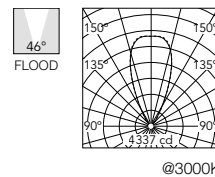
Beam Angle: 25°	h(m)	E(lx)	D(m)
1	14570	0.44	
2	3643	0.88	
3	1619	1.32	
4	911	1.76	
5	583	2.20	

@3000K

Optic Flood 46°

Power Led: 33,5W - LED 3726 lm ≠ OUTPUT 2565 lm - 2200K/CRI 80 / 33,5W - LED 3864 lm ≠ OUTPUT 2660 lm - 2700K/CRI 80 / 33,5W - LED 4140 lm ≠ OUTPUT 2850 lm - 3000K/CRI 80 / 33,5W - LED 4278 lm ≠ OUTPUT 2945 lm - 4000K/CRI 80

2200K	2700K	3000K	4000K
Non Dimmable	Non Dimmable	Non Dimmable	Non Dimmable
● F017R1CA006	● F017R2CA006	● F017R3CA006	● F017R4CA006
● F017R1CA033	● F017R2CA033	● F017R3CA033	● F017R4CA033
1-10V	1-10V	1-10V	1-10V
● F017R1CB006	● F017R2CB006	● F017R3CB006	● F017R4CB006
● F017R1CB033	● F017R2CB033	● F017R3CB033	● F017R4CB033
Dali	Dali	Dali	Dali
● F017R1CD006	● F017R2CD006	● F017R3CD006	● F017R4CD006
● F017R1CD033	● F017R2CD033	● F017R3CD033	● F017R4CD033



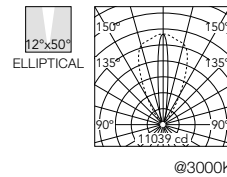
Beam Angle: 46°	h(m)	E(lx)	D(m)
1	4316	0.85	
2	1079	1.71	
3	480	2.56	
4	270	3.42	
5	173	4.27	

@3000K

Optic Elliptical 12° x 50°

Power Led: 33,5W - LED 3726 lm ≠ OUTPUT 2572 lm - 2200K/CRI 80 / 33,5W - LED 3864 lm ≠ OUTPUT 2668 lm - 2700K/CRI 80 / 33,5W - LED 4140 lm ≠ OUTPUT 2858 lm - 3000K/CRI 80 / 33,5W - LED 4278 lm ≠ OUTPUT 2953 lm - 4000K/CRI 80

2200K	2700K	3000K	4000K
Non Dimmable	Non Dimmable	Non Dimmable	Non Dimmable
● F017R1DA006	● F017R2DA006	● F017R3DA006	● F017R4DA006
● F017R1DA033	● F017R2DA033	● F017R3DA033	● F017R4DA033
1-10V	1-10V	1-10V	1-10V
● F017R1DB006	● F017R2DB006	● F017R3DB006	● F017R4DB006
● F017R1DB033	● F017R2DB033	● F017R3DB033	● F017R4DB033
Dali	Dali	Dali	Dali
● F017R1DD006	● F017R2DD006	● F017R3DD006	● F017R4DD006
● F017R1DD033	● F017R2DD033	● F017R3DD033	● F017R4DD033



Beam Angle: 12°	h(m)	E(lx)	D(m)
1	11037	0.22	
2	2759	0.44	
3	1226	0.66	
4	690	0.87	
5	441	1.09	

@3000K





Sorgente high power LED inclusa e ottiche arretrate equipaggiate con griglia frangiluce antiabbagliamento. Alimentazione elettrica 220-240V on off e dimmerabile 1-10V e dali.

Cassaforma per l'installazione obbligatoria da ordinare separatamente.

Precablati con connettori rapidi H₂O Stop presa/spina inclusi.

ACT (Anti Corrosion Treatment) a richiesta.

High-power LED source included and rear lenses equipped with anti-glare diffuser grille. 1-10V or DALI on-off and dimmable 220-240V power supply.

Compulsory installation box to be ordered separately.

Pre-wired with H₂O Stop quick connectors, plug/socket included.

ACT (Anti-Corrosion Treatment) upon request.

Optic Spot 16°

Power Led: 33,5W - LED 3726 lm ≠ OUTPUT 2006 lm - 2200K/CRI 80 / 33,5W - LED 3864 lm ≠ OUTPUT 2080 lm - 2700K/CRI 80 / 33,5W - LED 4140 lm ≠ OUTPUT 2229 lm - 3000K/CRI 80 / 33,5W - LED 4278 lm ≠ OUTPUT 2303 lm - 4000K/CRI 80

2200K

Non Dimmable

- F017R1HA006
- F017R1HA033
- 1-10V
- F017R1HB006
- F017R1HB033
- Dali
- F017R1HD006
- F017R1HD033

2700K

Non Dimmable

- F017R2HA006
- F017R2HA033
- 1-10V
- F017R2HB006
- F017R2HB033
- Dali
- F017R2HD006
- F017R2HD033

3000K

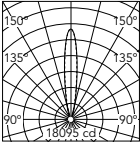

Non Dimmable

- F017R3HA006
- F017R3HA033
- 1-10V
- F017R3HB006
- F017R3HB033
- Dali
- F017R3HD006
- F017R3HD033

4000K

Non Dimmable

- F017R4HA006
- F017R4HA033
- 1-10V
- F017R4HB006
- F017R4HB033
- Dali
- F017R4HD006
- F017R4HD033



h(m)	E(lx)	D(m)
1	18095	0.28
2	4524	0.56
3	2011	0.83
4	1131	1.11
5	724	1.39

Beam Angle: 16°

@3000K

Optic Medium 25°

Power Led: 33,5W - LED 3726 lm ≠ OUTPUT 2125 lm - 2200K/CRI 80 / 33,5W - LED 3864 lm ≠ OUTPUT 2203 lm - 2700K/CRI 80 / 33,5W - LED 4140 lm ≠ OUTPUT 2361 lm - 3000K/CRI 80 / 33,5W - LED 4278 lm ≠ OUTPUT 2439 lm - 4000K/CRI 80

2200K

Non Dimmable

- F017R1JA006
- F017R1JA033
- 1-10V
- F017R1JB006
- F017R1JB033
- Dali
- F017R1JD006
- F017R1JD033

2700K

Non Dimmable

- F017R2JA006
- F017R2JA033
- 1-10V
- F017R2JB006
- F017R2JB033
- Dali
- F017R2JD006
- F017R2JD033

3000K

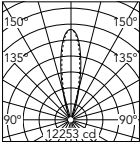

Non Dimmable

- F017R3JA006
- F017R3JA033
- 1-10V
- F017R3JB006
- F017R3JB033
- Dali
- F017R3JD006
- F017R3JD033

4000K

Non Dimmable

- F017R4JA006
- F017R4JA033
- 1-10V
- F017R4JB006
- F017R4JB033
- Dali
- F017R4JD006
- F017R4JD033



h(m)	E(lx)	D(m)
1	12253	0.44
2	3063	0.87
3	1361	1.31
4	766	1.74
5	490	2.18

Beam Angle: 25°

@3000K

Optic Flood 39°

Power Led: 33,5W - LED 3726 lm ≠ OUTPUT 1643 lm - 2200K/CRI 80 / 33,5W - LED 3864 lm ≠ OUTPUT 1704 lm - 2700K/CRI 80 / 33,5W - LED 4140 lm ≠ OUTPUT 1826 lm - 3000K/CRI 80 / 33,5W - LED 4278 lm ≠ OUTPUT 1887 lm - 4000K/CRI 80

2200K

Non Dimmable

- F017R1KA006
- F017R1KA033
- 1-10V
- F017R1KB006
- F017R1KB033
- Dali
- F017R1KD006
- F017R1KD033

2700K

Non Dimmable

- F017R2KA006
- F017R2KA033
- 1-10V
- F017R2KB006
- F017R2KB033
- Dali
- F017R2KD006
- F017R2KD033

3000K

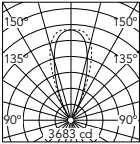

Non Dimmable

- F017R3KA006
- F017R3KA033
- 1-10V
- F017R3KB006
- F017R3KB033
- Dali
- F017R3KD006
- F017R3KD033

4000K

Non Dimmable

- F017R4KA006
- F017R4KA033
- 1-10V
- F017R4KB006
- F017R4KB033
- Dali
- F017R4KD006
- F017R4KD033



h(m)	E(lx)	D(m)
1	3672	0.71
2	918	1.43
3	408	2.14
4	230	2.86
5	147	3.57

Beam Angle: 39°

@3000K

Optic Elliptical 13° x 40°

Power Led: 33,5W - LED 3726 lm ≠ OUTPUT 1639 lm - 2200K/CRI 80 / 33,5W - LED 3864 lm ≠ OUTPUT 1700 lm - 2700K/CRI 80 / 33,5W - LED 4140 lm ≠ OUTPUT 1821 lm - 3000K/CRI 80 / 33,5W - LED 4278 lm ≠ OUTPUT 1882 lm - 4000K/CRI 80

2200K

Non Dimmable

- F017R1LA006
- F017R1LA033
- 1-10V
- F017R1LB006
- F017R1LB033
- Dali
- F017R1LD006
- F017R1LD033

2700K

Non Dimmable

- F017R2LA006
- F017R2LA033
- 1-10V
- F017R2LB006
- F017R2LB033
- Dali
- F017R2LD006
- F017R2LD033

3000K

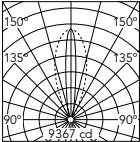

Non Dimmable

- F017R3LA006
- F017R3LA033
- 1-10V
- F017R3LB006
- F017R3LB033
- Dali
- F017R3LD006
- F017R3LD033

4000K

Non Dimmable

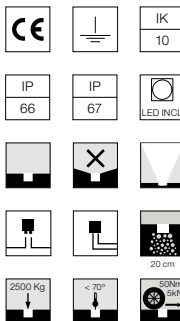
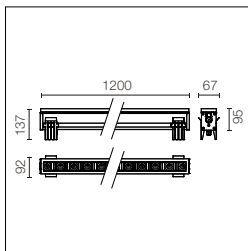
- F017R4LA006
- F017R4LA033
- 1-10V
- F017R4LB006
- F017R4LB033
- Dali
- F017R4LD006
- F017R4LD033



h(m)	E(lx)	D(m)
1	9367	0.22
2	2342	0.44
3	1041	0.67
4	585	0.89
5	375	1.11

Beam Angle: 13°

@3000K



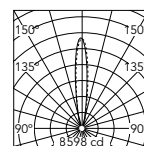
Sorgente high power LED inclusa e ottiche arretrate equipaggiate con griglia frangiluce asimmetrica antiabbagliamento. Alimentazione elettrica 220-240V on off e dimmerabile 1-10V e dali.
Cassaforma per l'installazione obbligatoria da ordinare separatamente.
Precablato con connettori rapidi H₂O Stop presa/spina inclusi.
ACT (Anti Corrosion Treatment) a richiesta.

High-power LED source included and rear lenses equipped with anti-glare asymmetrical diffuser grille. 1-10V or DALI on-off and dimmable 220-240V power supply.
Compulsory installation box to be ordered separately.
Pre-wired with H₂O Stop quick connectors, plug/socket included.
ACT (Anti-Corrosion Treatment) upon request.

Optic Spot 15°

Power Led: 33,5W - LED 3726 lm ≠ OUTPUT 954 lm - 2200K/CRI 80 / 33,5W - LED 3864 lm ≠ OUTPUT 989 lm - 2700K/CRI 80 / 33,5W - LED 4140 lm ≠ OUTPUT 1059 lm - 3000K/CRI 80 / 33,5W - LED 4278 lm ≠ OUTPUT 1095 lm - 4000K/CRI 80

2200K	2700K	3000K	4000K
Non Dimmable	Non Dimmable	Non Dimmable	Non Dimmable
● F017R1QA006	● F017R2QA006	● F017R3QA006	● F017R4QA006
● F017R1QA033	● F017R2QA033	● F017R3QA033	● F017R4QA033
1-10V	1-10V	1-10V	1-10V
● F017R1QB006	● F017R2QB006	● F017R3QB006	● F017R4QB006
● F017R1QB033	● F017R2QB033	● F017R3QB033	● F017R4QB033
Dali	Dali	Dali	Dali
● F017R1QD006	● F017R2QD006	● F017R3QD006	● F017R4QD006
● F017R1QD033	● F017R2QD033	● F017R3QD033	● F017R4QD033



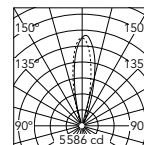
Beam Angle: 15°	h(m)	E(lx)	D(m)
1	8593	0.25	
2	2148	0.51	
3	955	0.76	
4	537	1.02	
5	344	1.27	

@3000K

Optic Medium 25°

Power Led: 33,5W - LED 3726 lm ≠ OUTPUT 1009 lm - 2200K/CRI 80 / 33,5W - LED 3864 lm ≠ OUTPUT 1046 lm - 2700K/CRI 80 / 33,5W - LED 4140 lm ≠ OUTPUT 1121 lm - 3000K/CRI 80 / 33,5W - LED 4278 lm ≠ OUTPUT 1158 lm - 4000K/CRI 80

2200K	2700K	3000K	4000K
Non Dimmable	Non Dimmable	Non Dimmable	Non Dimmable
● F017R1RA006	● F017R2RA006	● F017R3RA006	● F017R4RA006
● F017R1RA033	● F017R2RA033	● F017R3RA033	● F017R4RA033
1-10V	1-10V	1-10V	1-10V
● F017R1RB006	● F017R2RB006	● F017R3RB006	● F017R4RB006
● F017R1RB033	● F017R2RB033	● F017R3RB033	● F017R4RB033
Dali	Dali	Dali	Dali
● F017R1RD006	● F017R2RD006	● F017R3RD006	● F017R4RD006
● F017R1RD033	● F017R2RD033	● F017R3RD033	● F017R4RD033



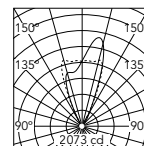
Beam Angle: 25°	h(m)	E(lx)	D(m)
1	5576	0.45	
2	1394	0.89	
3	620	1.34	
4	349	1.78	
5	223	2.23	

@3000K

Optic Flood 42°

Power Led: 33,5W - LED 3726 lm ≠ OUTPUT 808 lm - 2200K/CRI 80 / 33,5W - LED 3864 lm ≠ OUTPUT 838 lm - 2700K/CRI 80 / 33,5W - LED 4140 lm ≠ OUTPUT 898 lm - 3000K/CRI 80 / 33,5W - LED 4278 lm ≠ OUTPUT 928 lm - 4000K/CRI 80

2200K	2700K	3000K	4000K
Non Dimmable	Non Dimmable	Non Dimmable	Non Dimmable
● F017R1SA006	● F017R2SA006	● F017R3SA006	● F017R4SA006
● F017R1SA033	● F017R2SA033	● F017R3SA033	● F017R4SA033
1-10V	1-10V	1-10V	1-10V
● F017R1SB006	● F017R2SB006	● F017R3SB006	● F017R4SB006
● F017R1SB033	● F017R2SB033	● F017R3SB033	● F017R4SB033
Dali	Dali	Dali	Dali
● F017R1SD006	● F017R2SD006	● F017R3SD006	● F017R4SD006
● F017R1SD033	● F017R2SD033	● F017R3SD033	● F017R4SD033



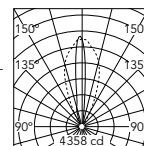
Beam Angle: 42°	h(m)	E(lx)	D(m)
1	1967	0.76	
2	492	1.51	
3	219	2.27	
4	123	3.03	
5	79	3.78	

@3000K

Optic Elliptical 12° x 40°




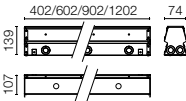
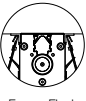

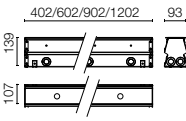
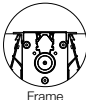
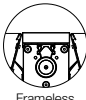

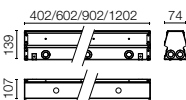

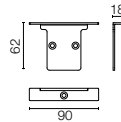
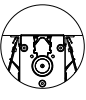

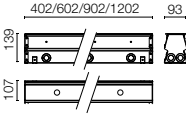

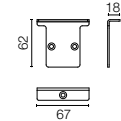
Power Led: 33,5W - LED 3726 lm ≠ OUTPUT 773 lm - 2200K/CRI 80 / 33,5W - LED 3864 lm ≠ OUTPUT 802 lm - 2700K/CRI 80 / 33,5W - LED 4140 lm ≠ OUTPUT 859 lm - 3000K/CRI 80 / 33,5W - LED 4278 lm ≠ OUTPUT 888 lm - 4000K/CRI 80

2200K	2700K	3000K	4000K
Non Dimmable	Non Dimmable	Non Dimmable	Non Dimmable
● F017R1TA006	● F017R2TA006	● F017R3TA006	● F017R4TA006
● F017R1TA033	● F017R2TA033	● F017R3TA033	● F017R4TA033
1-10V	1-10V	1-10V	1-10V
● F017R1TB006	● F017R2TB006	● F017R3TB006	● F017R4TB006
● F017R1TB033	● F017R2TB033	● F017R3TB033	● F017R4TB033
Dali	Dali	Dali	Dali
● F017R1TD006	● F017R2TD006	● F017R3TD006	● F017R4TD006
● F017R1TD033	● F017R2TD033	● F017R3TD033	● F017R4TD033



Beam Angle: 12°	h(m)	E(lx)	D(m)
1	4356	0.21	
2	1089	0.42	
3	484	0.62	
4	272	0.83	
5	174	1.04	

@3000K

Cassaforma frame/frameless per installazione singola.	Framed/frameless installation box for single installations.	L 400 F017Z110000 L 600 F017Z120000 L 900 F017Z130000 L 1200 F017Z140000	 Frame  Frameless	 
Cassaforma frame per installazione singola flush.	Framed installation box for single flush installations.	L 400 F017Z010000 L 600 F017Z020000 L 900 F017Z030000 L 1200 F017Z040000	 Frame Flush	 
Cassaforma anti-theft frame/frameless per installazione singola.	Framed/frameless anti-theft installation box for single installations.	L 400 F017Z710000 L 600 F017Z720000 L 900 F017Z730000 L 1200 F017Z740000	 Frame  Frameless	   
Kit staffe anti-theft frame.	Framed anti-theft bracket kit.	● F017Z550006 ● F017Z550033		
Cassaforma anti-theft frame completa per installazione singola flush.	Complete framed anti-theft installation box for single flush installations.	L 400 F017Z610000 L 600 F017Z620000 L 900 F017Z630000 L 1200 F017Z640000	 Frame Flush	   
Kit staffe anti-theft frameless.	Frameless anti-theft bracket kit.	● F017Z560006 ● F017Z560033		



Ingraze Frameless

Ingraze Frame

Ingraze Frame Flush

Ingraze: Accessori / Accessories

Modulo fila continua frame/ frameless.	Framed/frameless continuous line module.	L 400 F017Z211000 L 600 F017Z221000 L 900 F017Z231000 L 1200 F017Z241000	 
Modulo fila continua frame flush.	Framed flush continuous line module.	L 400 F017Z210000 L 600 F017Z220000 L 900 F017Z230000 L 1200 F017Z240000	 
Kit testate di chiusura standard.	Standard end-plate cover kit.	F017Z490000	 
Kit piastre di giunzione standard.	Standard connecting plate kit.	F017Z530000	 
Kit piastre di giunzione anti- theft.	Anti-theft connecting plate kit.	F017Z531000	 

Ingraze: Accessori / Accessories

Sistema di giunzione IP68 H ₂ O Stop anti-condensa a 2 vie 4 poli.	2 way terminal block 4 poles IP68 H ₂ O Stop.	F990C00A000	 
Sistema di giunzione IP68 H ₂ O Stop anti-condensa a 3/4 vie 4 poli. (Ø5,5÷12mm cavo).	3/4 way terminal block 4 poles IP68 H ₂ O Stop. (ø5,5÷12mm cable).	F990C010000	 
Scatola di derivazione 5 poli 4 vie IP68 (cavi 6-14 mm).	4 way junction box 5 poles IP68 (6-14 mm cables).	F990C030000	 
Kit connettore 5 poli presa volante + spina EU IP68.	Connector kit 5-pole flying socket + EU plug IP68.	F990C080000	 
Kit connettore 4 poli Presa Volante + Spina EU IP68.	4-pin connector kit with detachable socket + IP68 EU plug.	F990C081000	 
Kit connettore 5 poli presa volante con riduttore + tappo EU.	5-pin connector kit with detachable socket and reducer + EU cap	F990C082000	
Kit connettore 4 poli presa volante con riduttore + tappo EU	4-pin connector kit with detachable socket and reducer + EU cap	F990C083000	

Outgraze

Designed by Flos Outdoor



Outgraze





Famiglia / Family

Outgraze 35 L 300



Power Led
7W
517 lm - 2700K/CRI 80
536 lm - 3000K/CRI 80
554 lm - 4000K/CRI 80

Easy Mid - Power Led
4,5W
190 lm - 2700K/CRI 80
207 lm - 3000K/CRI 80
223 lm - 4000K/CRI 80

**Easy Tunable White
Mid - Power Led**
4,5W
95÷120 lm - 2700K÷5700K/CRI 80

Outgraze 35 L 600



Power Led
12W
1034 lm - 2700K/CRI 80
1071 lm - 3000K/CRI 80
1108 lm - 4000K/CRI 80

Esay Mid - Power Led
9W
381 lm - 2700K/CRI 80
414 lm - 3000K/CRI 80
447 lm - 4000K/CRI 80

**Easy Tunable White
Mid - Power Led**
9W
190÷240 lm - 2700K÷5700K/CRI 80

Outgraze 35 L 900



Power Led
18W
1551 lm - 2700K/CRI 80
1807 lm - 3000K/CRI 80
1662 lm - 4000K/CRI 80

Easy Mid - Power Led
13W
571 lm - 2700K/CRI 80
621 lm - 3000K/CRI 80
670 lm - 4000K/CRI 80

**Easy Tunable White
Mid - Power Led**
13W
285÷360 lm - 2700K÷5700K/CRI 80

Outgraze 35 L 1200



Power Led
23W
2089 lm - 2700K/CRI 80
2142 lm - 3000K/CRI 80
2216 lm - 4000K/CRI 80

Easy Mid - Power Led
17,5W
761 lm - 2700K/CRI 80
827 lm - 3000K/CRI 80
894 lm - 4000K/CRI 80

**Easy Tunable White
Mid - Power Led**
17,5W
381÷480 lm - 2700K÷5700K/CRI 80

Outgraze 50 L 300



Power Led

8W
685 lm - 2700K/CRI 80
709 lm - 3000K/CRI 80
734 lm - 4000K/CRI 80

Easy Mid - Power Led

8W
310 lm - 2700K/CRI 80
337 lm - 3000K/CRI 80
364 lm - 4000K/CRI 80

**Easy Tunable White Dali
Mid - Power Led**

6,5W
220 lm - 2700K/CRI 80

Outgraze 50 L 600



Power Led

14,5W
1369 lm - 2700K/CRI 80
1418 lm - 3000K/CRI 80
1467 lm - 4000K/CRI 80

Easy Mid - Power Led

14,5W
620 lm - 2700K/CRI 80
674 lm - 3000K/CRI 80
728 lm - 4000K/CRI 80

**Easy Tunable White Dali
Mid - Power Led**

11W
440 lm - 2700K/CRI 80

RGB - Power Led

26W

RGBW - Power Led

24W

**Easy - Dali
Mid - Power Led**

14,5W
1106 lm - 2700K/CRI 80
1198 lm - 3000K/CRI 80
1290 lm - 4000K/CRI 80

**Tunable White - Dali
Mid - Power Led**

13W
722 lm - 2700÷5700K/CRI 80

Outgraze 50 L 900



Power Led

20W
2054 lm - 2700K/CRI 80
2127 lm - 3000K/CRI 80
2201 lm - 4000K/CRI 80

**Easy / Easy Dali
Mid - Power Led**

20W
930 lm - 2700K/CRI 80
1011 lm - 3000K/CRI 80
1092 lm - 4000K/CRI 80

**Easy Tunable White Dali
Mid - Power Led**

16W
660 lm - 2700K/CRI 80

RGB - Power Led

37W

RGBW - Power Led

33W

**Tunable White - Dali
Mid - Power Led**

18,5W
1082 lm - 2700K/CRI 80

Outgraze 50 L 1200



Power Led

27W
2739 lm - 2700K/CRI 80
2836 lm - 3000K/CRI 80
2934 lm - 4000K/CRI 80

**Easy / Easy Dali
Mid - Power Led**

27W
1240 lm - 2700K/CRI 80
1348 lm - 3000K/CRI 80
1456 lm - 4000K/CRI 80

**Easy Tunable White Dali
Mid - Power Led**

21W
879 lm - 2700K/CRI 80

RGB - Power Led

48W

RGBW - Power Led

43W

**Tunable White - Dali
Mid - Power Led**

23W
1443 lm - 2700K/CRI 80

Descrizione / Description

Apparecchio da esterni per installazione a parete o soffitto con fonte di luce a LED.
Corpo centrale in alluminio estruso, estremità di chiusura in alluminio pressofuso.
Ottiche realizzate con passo costante tra le lenti per offrire flusso luminoso omogeneo anche in caso di più lampade installate in una Continuous Line.
Rivestimento esterno ad alta resistenza applicato con un doppio strato con polveri secondo lo standard QUALICOAT. Il primo strato di polvere epossidica dà resistenza chimica e meccanica, il secondo strato di finitura di polvere poliestere assicura resistenza ai raggi UV ed agli agenti atmosferici. Le superfici verniciate sono trattate con lavaggi alcalini e acidi, risciacquate con acqua demineralizzata e sottoposte a un trattamento di conversione chimica per proteggere contro l'ossidazione.
Diffusore in vetro trasparente extra chiaro o sabbiato serigrafato e incollato per garantire la tenuta all'acqua.
L'installazione del prodotto prevede l'uso obbligatorio di staffe in acciaio, da ordinare separatamente.
Apparecchi forniti con uno spezzone di cavo in neoprene di circa 1000 mm uscente su un lato.
Disponibile versione degli apparecchi con collegamento passante per installazione multipla con continuità di linea.

Luminaire for outdoor use for installation on the wall or ceiling with LED light source.
Central body in extruded aluminum, end cap in die-cast aluminum.
Optics made with constant pitch between the lenses to offer a homogeneous luminous flux even in case of multiple lamps installed in a continuous line.
High resistance external coating applied with a double layer of epoxy powders in accordance with the QUALICOAT standard. The first layer of epoxy powder gives chemical and mechanical resistance, the second finishing layer of polyester powder ensures resistance to UV rays and atmospheric agents.
The painted surfaces are treated with alkaline and acidic washes, then rinsed with demineralized water, subjected to a chemical conversion treatment to protect against oxidation.
Diffuser in extra clear transparent glass or sandblasted glass, screen-printed and glued to ensure a watertight seal.
The installation of the product requires use of steel brackets, to be ordered separately.
Luminaire provided with a length of approximately 1000 mm of outgoing neoprene cable on one side.
Available versions of luminaires with loop-through connection for multiple installation with continuity of line.

Colori / Colours

Outgraze



01 White



06 Grey



12 Forest Green



18 Deep Brown



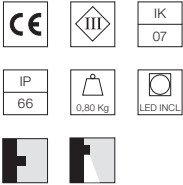
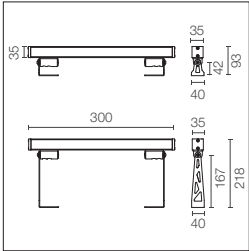
30 Black



33 Anthracite

Outgraze





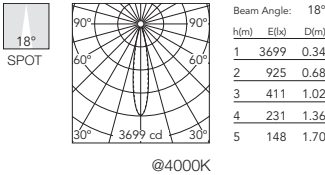
Alimentazione elettrica remota 48V e staffe di installazione da ordinare separatamente. Vetro trasparente extra chiaro, esclusa versione DIFFUSED con vetro sabbiato. Apparecchi dimmerabili PWM. A richiesta versione SMART (potenza 4W - flusso -50% lm).

48V remote power supply and installation brackets to be ordered separately. Extra clear transparent glass, excluding the DIFFUSE version with sandblasted glass. Dimmable PWM luminaires. SMART version available upon request (power 4W - flux -50% lm).

Power Led:7W - 696 lm ≠ *FIXT 517 lm - 2700K/CRI 80 - 48V / 7W - 720 lm ≠ *FIXT 536 lm - 3000K/CRI 80 - 48V / 7W - 745 lm ≠ *FIXT 554 lm - 4000K/CRI 80 - 48V
*FIXT lm = Medium Optic

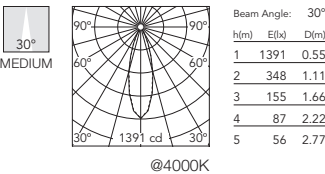
1Standard - Schema elettrico n.1 page 622 / Wiring diagram n.1 page 622

- 2200K**
 - F020A11H001
 - F020A11H006
 - F020A11H012
 - F020A11H018
 - F020A11H030
 - F020A11H033
- 2700K**
 - F020A21H001
 - F020A21H006
 - F020A21H012
 - F020A21H018
 - F020A21H030
 - F020A21H033
- 3000K**
 - F020A31H001
 - F020A31H006
 - F020A31H012
 - F020A31H018
 - F020A31H030
 - F020A31H033
- 4000K**
 - F020A41H001
 - F020A41H006
 - F020A41H012
 - F020A41H018
 - F020A41H030
 - F020A41H033



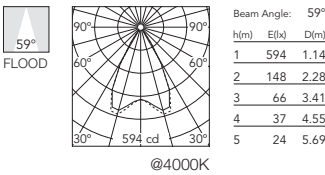
2Quick Install I H₂O Stop Fast Connect - Schema elettrico n.2 page 622 / Wiring diagram n.2 page 622

- 2200K**
 - F020B11H001
 - F020B11H006
 - F020B11H012
 - F020B11H018
 - F020B11H030
 - F020B11H033
- 2700K**
 - F020B21H001
 - F020B21H006
 - F020B21H012
 - F020B21H018
 - F020B21H030
 - F020B21H033
- 3000K**
 - F020B31H001
 - F020B31H006
 - F020B31H012
 - F020B31H018
 - F020B31H030
 - F020B31H033
- 4000K**
 - F020B41H001
 - F020B41H006
 - F020B41H012
 - F020B41H018
 - F020B41H030
 - F020B41H033



1Standard - Schema elettrico n.1 page 622 / Wiring diagram n.1 page 622

- 2200K**
 - F020A15H001
 - F020A15H006
 - F020A15H012
 - F020A15H018
 - F020A15H030
 - F020A15H033
- 2700K**
 - F020A25H001
 - F020A25H006
 - F020A25H012
 - F020A25H018
 - F020A25H030
 - F020A25H033
- 3000K**
 - F020A35H001
 - F020A35H006
 - F020A35H012
 - F020A35H018
 - F020A35H030
 - F020A35H033
- 4000K**
 - F020A45H001
 - F020A45H006
 - F020A45H012
 - F020A45H018
 - F020A45H030
 - F020A45H033



2Quick Install I H₂O Stop Fast Connect - Schema elettrico n.2 page 622 / Wiring diagram n.2 page 622

- 2200K**
 - F020B15H001
 - F020B15H006
 - F020B15H012
 - F020B15H018
 - F020B15H030
 - F020B15H033
- 2700K**
 - F020B25H001
 - F020B25H006
 - F020B25H012
 - F020B25H018
 - F020B25H030
 - F020B25H033
- 3000K**
 - F020B35H001
 - F020B35H006
 - F020B35H012
 - F020B35H018
 - F020B35H030
 - F020B35H033
- 4000K**
 - F020B45H001
 - F020B45H006
 - F020B45H012
 - F020B45H018
 - F020B45H030
 - F020B45H033

1Standard - Schema elettrico n.1 page 622 / Wiring diagram n.1 page 622

- 2200K**
 - F020A1AH001
 - F020A1AH006
 - F020A1AH012
 - F020A1AH018
 - F020A1AH030
 - F020A1AH033
- 2700K**
 - F020A2AH001
 - F020A2AH006
 - F020A2AH012
 - F020A2AH018
 - F020A2AH030
 - F020A2AH033
- 3000K**
 - F020A3AH001
 - F020A3AH006
 - F020A3AH012
 - F020A3AH018
 - F020A3AH030
 - F020A3AH033
- 4000K**
 - F020A4AH001
 - F020A4AH006
 - F020A4AH012
 - F020A4AH018
 - F020A4AH030
 - F020A4AH033

@4000K

2Quick Install I H₂O Stop Fast Connect - Schema elettrico n.2 page 622 / Wiring diagram n.2 page 622

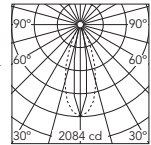
- 2200K**
 - F020B1AH001
 - F020B1AH006
 - F020B1AH012
 - F020B1AH018
 - F020B1AH030
 - F020B1AH033
- 2700K**
 - F020B2AH001
 - F020B2AH006
 - F020B2AH012
 - F020B2AH018
 - F020B2AH030
 - F020B2AH033
- 3000K**
 - F020B3AH001
 - F020B3AH006
 - F020B3AH012
 - F020B3AH018
 - F020B3AH030
 - F020B3AH033
- 4000K**
 - F020B4AH001
 - F020B4AH006
 - F020B4AH012
 - F020B4AH018
 - F020B4AH030
 - F020B4AH033

¹Standard Version: spezzone di cavo in uscita 1000 mm (accessori per collegamento da ordinare) / 1000 mm lenght prewired cable (connecting accessory to be separately ordered).

²Quick Install In H₂O Stop Version: connettore H₂O Stop Plug&Play preinstallato per connessione rapida (accessori per collegamento da ordinare) / Prewired H₂O Stop Plug&Play connector for an easy/rapid connection (connecting accessory to be ordered separately).

1Standard - Schema elettrico n.1 page 622 / Wiring diagram n.1 page 622

2200K	2700K	3000K	4000K
○ F020A1EH001	○ F020A2EH001	○ F020A3EH001	○ F020A4EH001
● F020A1EH006	● F020A2EH006	● F020A3EH006	● F020A4EH006
● F020A1EH012	● F020A2EH012	● F020A3EH012	● F020A4EH012
● F020A1EH018	● F020A2EH018	● F020A3EH018	● F020A4EH018
● F020A1EH030	● F020A2EH030	● F020A3EH030	● F020A4EH030
● F020A1EH033	● F020A2EH033	● F020A3EH033	● F020A4EH033



@4000K

Beam Angle: 38°

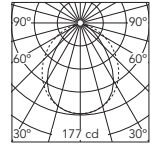
h(m)	E(ft)	D(m)
1	2084	0.30
2	521	0.60
3	232	0.90
4	130	1.20
5	83	1.50

2Quick Install I H₂O Stop Fast Connect - Schema elettrico n.2 page 622 / Wiring diagram n.2 page 622

2200K	2700K	3000K	4000K
○ F020B1EH001	○ F020B2EH001	○ F020B3EH001	○ F020B4EH001
● F020B1EH006	● F020B2EH006	● F020B3EH006	● F020B4EH006
● F020B1EH012	● F020B2EH012	● F020B3EH012	● F020B4EH012
● F020B1EH018	● F020B2EH018	● F020B3EH018	● F020B4EH018
● F020B1EH030	● F020B2EH030	● F020B3EH030	● F020B4EH030
● F020B1EH033	● F020B2EH033	● F020B3EH033	● F020B4EH033

1Standard - Schema elettrico n.1 page 622 / Wiring diagram n.1 page 622

2200K	2700K	3000K	4000K
○ F020A1JH001	○ F020A2JH001	○ F020A3JH001	○ F020A4JH001
● F020A1JH006	● F020A2JH006	● F020A3JH006	● F020A4JH006
● F020A1JH012	● F020A2JH012	● F020A3JH012	● F020A4JH012
● F020A1JH018	● F020A2JH018	● F020A3JH018	● F020A4JH018
● F020A1JH030	● F020A2JH030	● F020A3JH030	● F020A4JH030
● F020A1JH033	● F020A2JH033	● F020A3JH033	● F020A4JH033



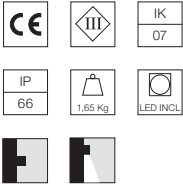
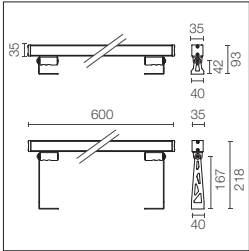
@4000K

Beam Angle: 90°

h(m)	E(ft)	D(m)
1	177	1.67
2	44	3.34
3	20	5.00
4	11	6.67
5	7	8.34

2Quick Install I H₂O Stop Fast Connect - Schema elettrico n.2 page 622 / Wiring diagram n.2 page 622

2200K	2700K	3000K	4000K
○ F020B1JH001	○ F020B2JH001	○ F020B3JH001	○ F020B4JH001
● F020B1JH006	● F020B2JH006	● F020B3JH006	● F020B4JH006
● F020B1JH012	● F020B2JH012	● F020B3JH012	● F020B4JH012
● F020B1JH018	● F020B2JH018	● F020B3JH018	● F020B4JH018
● F020B1JH030	● F020B2JH030	● F020B3JH030	● F020B4JH030
● F020B1JH033	● F020B2JH033	● F020B3JH033	● F020B4JH033



Alimentazione elettrica remota 48V e staffe di installazione da ordinare separatamente. Vetro trasparente extra chiaro, esclusa versione DIFFUSED con vetro sabbiato. Apparecchi dimmerabili PWM.
A richiesta versione SMART (potenza 7W - flusso -50% lm).

48V remote power supply and installation brackets to be ordered separately. Extra clear transparent glass, excluding the DIFFUSE version with sandblasted glass. Dimmable PWM luminaires. SMART version available upon request (power 7W - flux -50% lm).

Power Led: 12W - 1391 lm ≠ *FIXT 1034 lm - 2700K/CRI 80 - 48V / 12W - 1441 lm ≠ *FIXT 1071 lm - 3000K/CRI 80 - 48V / 12W - 1490 lm ≠ *FIXT 1108 lm - 4000K/CRI 80 - 48V
*FIXT lm = Medium Optic

1Standard - Schema elettrico n.1 page 622 / Wiring diagram n.1 page 622

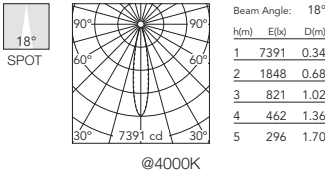
- 2200K**

 - F020A12H001
 - F020A12H006
 - F020A12H012
 - F020A12H018
 - F020A12H030
 - F020A12H033
- 2700K**

 - F020A22H001
 - F020A22H006
 - F020A22H012
 - F020A22H018
 - F020A22H030
 - F020A22H033
- 3000K**

 - F020A32H001
 - F020A32H006
 - F020A32H012
 - F020A32H018
 - F020A32H030
 - F020A32H033
- 4000K**

 - F020A42H001
 - F020A42H006
 - F020A42H012
 - F020A42H018
 - F020A42H030
 - F020A42H033



2Quick Install I H2O Stop Fast Connect - Schema elettrico n.2 page 622 / Wiring diagram n.2 page 622

- 2200K**

 - F020B12H001
 - F020B12H006
 - F020B12H012
 - F020B12H018
 - F020B12H030
 - F020B12H033
- 2700K**

 - F020B22H001
 - F020B22H006
 - F020B22H012
 - F020B22H018
 - F020B22H030
 - F020B22H033
- 3000K**

 - F020B32H001
 - F020B32H006
 - F020B32H012
 - F020B32H018
 - F020B32H030
 - F020B32H033
- 4000K**

 - F020B42H001
 - F020B42H006
 - F020B42H012
 - F020B42H018
 - F020B42H030
 - F020B42H033

3Continuous Line I/O H2O Stop Fast Connect - Schema elettrico n.3 page 622 / Wiring diagram page 622

- 2200K**

 - F020C12H001
 - F020C12H006
 - F020C12H012
 - F020C12H018
 - F020C12H030
 - F020C12H033
- 2700K**

 - F020C22H001
 - F020C22H006
 - F020C22H012
 - F020C22H018
 - F020C22H030
 - F020C22H033
- 3000K**

 - F020C32H001
 - F020C32H006
 - F020C32H012
 - F020C32H018
 - F020C32H030
 - F020C32H033
- 4000K**

 - F020C42H001
 - F020C42H006
 - F020C42H012
 - F020C42H018
 - F020C42H030
 - F020C42H033

1Standard - Schema elettrico n.1 page 622 / Wiring diagram n.1 page 622

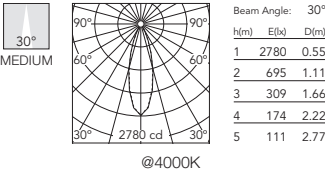
- 2200K**

 - F020A16H001
 - F020A16H006
 - F020A16H012
 - F020A16H018
 - F020A16H030
 - F020A16H033
- 2700K**

 - F020A26H001
 - F020A26H006
 - F020A26H012
 - F020A26H018
 - F020A26H030
 - F020A26H033
- 3000K**

 - F020A36H001
 - F020A36H006
 - F020A36H012
 - F020A36H018
 - F020A36H030
 - F020A36H033
- 4000K**

 - F020A46H001
 - F020A46H006
 - F020A46H012
 - F020A46H018
 - F020A46H030
 - F020A46H033



2Quick Install I H2O Stop Fast Connect - Schema elettrico n.2 page 622 / Wiring diagram n.2 page 622

- 2200K**

 - F020B16H001
 - F020B16H006
 - F020B16H012
 - F020B16H018
 - F020B16H030
 - F020B16H033
- 2700K**

 - F020B26H001
 - F020B26H006
 - F020B26H012
 - F020B26H018
 - F020B26H030
 - F020B26H033
- 3000K**

 - F020B36H001
 - F020B36H006
 - F020B36H012
 - F020B36H018
 - F020B36H030
 - F020B36H033
- 4000K**

 - F020B46H001
 - F020B46H006
 - F020B46H012
 - F020B46H018
 - F020B46H030
 - F020B46H033

3Continuous Line I/O H2O Stop Fast Connect - Schema elettrico n.3 page 622 / Wiring diagram page 622

- 2200K**

 - F020C16H001
 - F020C16H006
 - F020C16H012
 - F020C16H018
 - F020C16H030
 - F020C16H033
- 2700K**

 - F020C26H001
 - F020C26H006
 - F020C26H012
 - F020C26H018
 - F020C26H030
 - F020C26H033
- 3000K**

 - F020C36H001
 - F020C36H006
 - F020C36H012
 - F020C36H018
 - F020C36H030
 - F020C36H033
- 4000K**

 - F020C46H001
 - F020C46H006
 - F020C46H012
 - F020C46H018
 - F020C46H030
 - F020C46H033

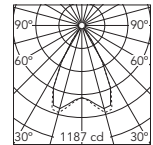
¹Standard Version: spezzone di cavo in uscita 1000 mm (accessori per collegamento da ordinare) / 1000 mm lenght prewired cable (connecting accessory to be separately ordered).

²Quick Install In H2O Stop Version: connettore H2O Stop Plug&Play preinstallato per connessione rapida (accessori per collegamento da ordinare) / Prewired H2O Stop Plug&Play connector for an easy/rapid connection (connecting accessory to be ordered separately).

³Continous Line In/Out H2O Stop Version: connettori H2O Stop Plug&Play preinstallati per connessione in linea (accessori per collegamento da ordinare) / Prewired H2O Stop Plug&Play connectors for an easy in line connection (connecting accessory to be ordered separately).

1Standard - Schema elettrico n.1 page 622 / Wiring diagram n.1 page 622

2200K	2700K	3000K	4000K
○ F020A1BH001	○ F020A2BH001	○ F020A3BH001	○ F020A4BH001
● F020A1BH006	● F020A2BH006	● F020A3BH006	● F020A4BH006
● F020A1BH012	● F020A2BH012	● F020A3BH012	● F020A4BH012
● F020A1BH018	● F020A2BH018	● F020A3BH018	● F020A4BH018
● F020A1BH030	● F020A2BH030	● F020A3BH030	● F020A4BH030
● F020A1BH033	● F020A2BH033	● F020A3BH033	● F020A4BH033



@4000K

Beam Angle: 59°

	h(m)	E(lx)	D(m)
1	1187	1.14	
2	297	2.28	
3	132	3.41	
4	74	4.55	
5	47	5.69	

2Quick Install I H₂O Stop Fast Connect - Schema elettrico n.2 page 622 / Wiring diagram n.2 page 622

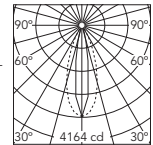
2200K	2700K	3000K	4000K
○ F020B1BH001	○ F020B2BH001	○ F020B3BH001	○ F020B4BH001
● F020B1BH006	● F020B2BH006	● F020B3BH006	● F020B4BH006
● F020B1BH012	● F020B2BH012	● F020B3BH012	● F020B4BH012
● F020B1BH018	● F020B2BH018	● F020B3BH018	● F020B4BH018
● F020B1BH030	● F020B2BH030	● F020B3BH030	● F020B4BH030
● F020B1BH033	● F020B2BH033	● F020B3BH033	● F020B4BH033

3Continuous Line I/O H₂O Stop Fast Connect - Schema elettrico n.3 page 622 / Wiring diagram page 622

2200K	2700K	3000K	4000K
○ F020C1BH001	○ F020C2BH001	○ F020C3BH001	○ F020C4BH001
● F020C1BH006	● F020C2BH006	● F020C3BH006	● F020C4BH006
● F020C1BH012	● F020C2BH012	● F020C3BH012	● F020C4BH012
● F020C1BH018	● F020C2BH018	● F020C3BH018	● F020C4BH018
● F020C1BH030	● F020C2BH030	● F020C3BH030	● F020C4BH030
● F020C1BH033	● F020C2BH033	● F020C3BH033	● F020C4BH033

1Standard - Schema elettrico n.1 page 622 / Wiring diagram n.1 page 622

2200K	2700K	3000K	4000K
○ F020A1FH001	○ F020A2FH001	○ F020A3FH001	○ F020A4FH001
● F020A1FH006	● F020A2FH006	● F020A3FH006	● F020A4FH006
● F020A1FH012	● F020A2FH012	● F020A3FH012	● F020A4FH012
● F020A1FH018	● F020A2FH018	● F020A3FH018	● F020A4FH018
● F020A1FH030	● F020A2FH030	● F020A3FH030	● F020A4FH030
● F020A1FH033	● F020A2FH033	● F020A3FH033	● F020A4FH033



@4000K

Beam Angle: 38°

	h(m)	E(lx)	D(m)
1	4164	0.30	
2	1041	0.60	
3	463	0.90	
4	260	1.20	
5	167	1.50	

2Quick Install I H₂O Stop Fast Connect - Schema elettrico n.2 page 622 / Wiring diagram n.2 page 622

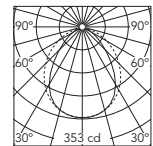
2200K	2700K	3000K	4000K
○ F020B1FH001	○ F020B2FH001	○ F020B3FH001	○ F020B4FH001
● F020B1FH006	● F020B2FH006	● F020B3FH006	● F020B4FH006
● F020B1FH012	● F020B2FH012	● F020B3FH012	● F020B4FH012
● F020B1FH018	● F020B2FH018	● F020B3FH018	● F020B4FH018
● F020B1FH030	● F020B2FH030	● F020B3FH030	● F020B4FH030
● F020B1FH033	● F020B2FH033	● F020B3FH033	● F020B4FH033

3Continuous Line I/O H₂O Stop Fast Connect - Schema elettrico n.3 page 622 / Wiring diagram page 622

2200K	2700K	3000K	4000K
○ F020C1FH001	○ F020C2FH001	○ F020C3FH001	○ F020C4FH001
● F020C1FH006	● F020C2FH006	● F020C3FH006	● F020C4FH006
● F020C1FH012	● F020C2FH012	● F020C3FH012	● F020C4FH012
● F020C1FH018	● F020C2FH018	● F020C3FH018	● F020C4FH018
● F020C1FH030	● F020C2FH030	● F020C3FH030	● F020C4FH030
● F020C1FH033	● F020C2FH033	● F020C3FH033	● F020C4FH033

1Standard - Schema elettrico n.1 page 622 / Wiring diagram n.1 page 622

2200K	2700K	3000K	4000K
○ F020A1KH001	○ F020A2KH001	○ F020A3KH001	○ F020A4KH001
● F020A1KH006	● F020A2KH006	● F020A3KH006	● F020A4KH006
● F020A1KH012	● F020A2KH012	● F020A3KH012	● F020A4KH012
● F020A1KH018	● F020A2KH018	● F020A3KH018	● F020A4KH018
● F020A1KH030	● F020A2KH030	● F020A3KH030	● F020A4KH030
● F020A1KH033	● F020A2KH033	● F020A3KH033	● F020A4KH033



@4000K

Beam Angle: 90°


	h(m)	E(lx)	D(m)
1	353	1.67	
2	88	3.34	
3	39	5.00	
4	22	6.67	
5	14	8.34	

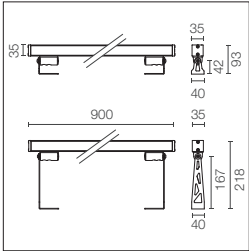
2Quick Install I H₂O Stop Fast Connect - Schema elettrico n.2 page 622 / Wiring diagram n.2 page 622









2200K	2700K	3000K	4000K
○ F020B1KH001	○ F020B2KH001	○ F020B3KH001	○ F020B4KH001
● F020B1KH006	● F020B2KH006	● F020B3KH006	● F020B4KH006
● F020B1KH012	● F020B2KH012	● F020B3KH012	● F020B4KH012
● F020B1KH018	● F020B2KH018	● F020B3KH018	● F020B4KH018
● F020B1KH030	● F020B2KH030	● F020B3KH030	● F020B4KH030
● F020B1KH033	● F020B2KH033	● F020B3KH033	● F020B4KH033

3Continuous Line I/O H₂O Stop Fast Connect - Schema elettrico n.3 page 622 / Wiring diagram page 622

2200K	2700K	3000K	4000K
○ F020C1KH001	○ F020C2KH001	○ F020C3KH001	○ F020C4KH001
● F020C1KH006	● F020C2KH006	● F020C3KH006	● F020C4KH006
● F020C1KH012	● F020C2KH012	● F020C3KH012	● F020C4KH012
● F020C1KH018	● F020C2KH018	● F020C3KH018	● F020C4KH018
● F020C1KH030	● F020C2KH030	● F020C3KH030	● F020C4KH030
● F020C1KH033	● F020C2KH033	● F020C3KH033	● F020C4KH033







Alimentazione elettrica remota 48V e staffe di installazione da ordinare separatamente. Vetro trasparente extra chiaro, esclusa versione DIFFUSED con vetro sabbiato.Apparecchi dimmerabili PWM. SMART versione available upon request (potenza 11W - flusso -50% lm).

48V remote power supply and installation brackets to be ordered separately. Extra clear transparent glass, excluding the DIFFUSE version with sandblasted glass. Dimmable PWM luminaires. SMART version available upon request (power 11W - flux -50% lm).

Power Led: 18W - 2087 lm ≠ *FIXT 1551 lm - 2700K/CRI 80 - 48V / 18W - 2161 lm ≠ *FIXT 1607 lm - 3000K/CRI 80 - 48V / 18W - 2236 lm ≠ *FIXT 1662 lm - 4000K/CRI 80 - 48V
*FIXT lm = Medium Optic

1Standard - Schema elettrico n.1 page 622 / Wiring diagram n.1 page 622

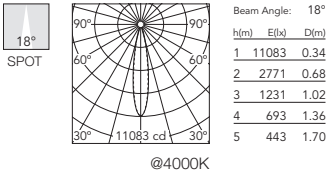
- 2200K**

 - F020A13H001
 - F020A13H006
 - F020A13H012
 - F020A13H018
 - F020A13H030
 - F020A13H033
- 2700K**

 - F020A23H001
 - F020A23H006
 - F020A23H012
 - F020A23H018
 - F020A23H030
 - F020A23H033
- 3000K**

 - F020A33H001
 - F020A33H006
 - F020A33H012
 - F020A33H018
 - F020A33H030
 - F020A33H033
- 4000K**

 - F020A43H001
 - F020A43H006
 - F020A43H012
 - F020A43H018
 - F020A43H030
 - F020A43H033



2Quick Install I H₂O Stop Fast Connect - Schema elettrico n.2 page 622 / Wiring diagram n.2 page 622

- 2200K**

 - F020B13H001
 - F020B13H006
 - F020B13H012
 - F020B13H018
 - F020B13H030
 - F020B13H033
- 2700K**

 - F020B23H001
 - F020B23H006
 - F020B23H012
 - F020B23H018
 - F020B23H030
 - F020B23H033
- 3000K**

 - F020B33H001
 - F020B33H006
 - F020B33H012
 - F020B33H018
 - F020B33H030
 - F020B33H033
- 4000K**

 - F020B43H001
 - F020B43H006
 - F020B43H012
 - F020B43H018
 - F020B43H030
 - F020B43H033

3Continuous Line I/O H₂O Stop Fast Connect - Schema elettrico n.3 page 622 / Wiring diagram n.3 page 622

- 2200K**

 - F020C13H001
 - F020C13H006
 - F020C13H012
 - F020C13H018
 - F020C13H030
 - F020C13H033
- 2700K**

 - F020C23H001
 - F020C23H006
 - F020C23H012
 - F020C23H018
 - F020C23H030
 - F020C23H033
- 3000K**

 - F020C33H001
 - F020C33H006
 - F020C33H012
 - F020C33H018
 - F020C33H030
 - F020C33H033
- 4000K**

 - F020C43H001
 - F020C43H006
 - F020C43H012
 - F020C43H018
 - F020C43H030
 - F020C43H033

1Standard - Schema elettrico n.1 page 622 / Wiring diagram n.1 page 622

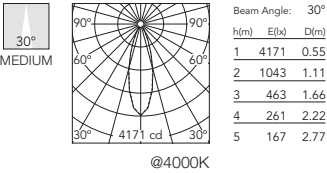
- 2200K**

 - F020A17H001
 - F020A17H006
 - F020A17H012
 - F020A17H018
 - F020A17H030
 - F020A17H033
- 2700K**

 - F020A27H001
 - F020A27H006
 - F020A27H012
 - F020A27H018
 - F020A27H030
 - F020A27H033
- 3000K**

 - F020A37H001
 - F020A37H006
 - F020A37H012
 - F020A37H018
 - F020A37H030
 - F020A37H033
- 4000K**

 - F020A47H001
 - F020A47H006
 - F020A47H012
 - F020A47H018
 - F020A47H030
 - F020A47H033



2Quick Install I H₂O Stop Fast Connect - Schema elettrico n.2 page 622 / Wiring diagram n.2 page 622

- 2200K**

 - F020B17H001
 - F020B17H006
 - F020B17H012
 - F020B17H018
 - F020B17H030
 - F020B17H033
- 2700K**

 - F020B27H001
 - F020B27H006
 - F020B27H012
 - F020B27H018
 - F020B27H030
 - F020B27H033
- 3000K**

 - F020B37H001
 - F020B37H006
 - F020B37H012
 - F020B37H018
 - F020B37H030
 - F020B37H033
- 4000K**

 - F020B47H001
 - F020B47H006
 - F020B47H012
 - F020B47H018
 - F020B47H030
 - F020B47H033

3Continuous Line I/O H₂O Stop Fast Connect - Schema elettrico n.3 page 622 / Wiring diagram n.3 page 622

- 2200K**

 - F020C17H001
 - F020C17H006
 - F020C17H012
 - F020C17H018
 - F020C17H030
 - F020C17H033
- 2700K**

 - F020C27H001
 - F020C27H006
 - F020C27H012
 - F020C27H018
 - F020C27H030
 - F020C27H033
- 3000K**

 - F020C37H001
 - F020C37H006
 - F020C37H012
 - F020C37H018
 - F020C37H030
 - F020C37H033
- 4000K**

 - F020C47H001
 - F020C47H006
 - F020C47H012
 - F020C47H018
 - F020C47H030
 - F020C47H033

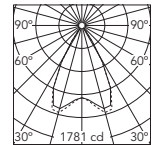
¹Standard Version: spezzone di cavo in uscita 1000 mm (accessori per collegamento da ordinare) / 1000 mm lenght prewired cable (connecting accessory to be separately ordered).

²Quick Install In H₂O Stop Version: connettore H₂O Stop Plug&Play preinstallato per connessione rapida (accessori per collegamento da ordinare) / Prewired H₂O Stop Plug&Play connector for an easy/rapid connection (connecting accessory to be ordered separately).

³Continuous Line In/Out H₂O Stop Version: connettori H₂O Stop Plug&Play preinstallati per connessione in linea (accessori per collegamento da ordinare) / Prewired H₂O Stop Plug&Play connectors for an easy in line connection (connecting accessory to be ordered separately).

1Standard - Schema elettrico n.1 page 622 / Wiring diagram n.1 page 622

2200K	2700K	3000K	4000K
○ F020A1CH001	○ F020A2CH001	○ F020A3CH001	○ F020A4CH001
● F020A1CH006	● F020A2CH006	● F020A3CH006	● F020A4CH006
● F020A1CH012	● F020A2CH012	● F020A3CH012	● F020A4CH012
● F020A1CH018	● F020A2CH018	● F020A3CH018	● F020A4CH018
● F020A1CH030	● F020A2CH030	● F020A3CH030	● F020A4CH030
● F020A1CH033	● F020A2CH033	● F020A3CH033	● F020A4CH033



@4000K

Beam Angle: 59°

	h(m)	E(lx)	D(m)
1	1781	1.14	
2	445	2.28	
3	198	3.41	
4	111	4.55	
5	71	5.69	

2Quick Install I H₂O Stop Fast Connect - Schema elettrico n.2 page 622 / Wiring diagram n.2 page 622

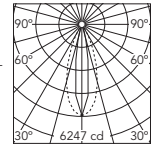
2200K	2700K	3000K	4000K
○ F020B1CH001	○ F020B2CH001	○ F020B3CH001	○ F020B4CH001
● F020B1CH006	● F020B2CH006	● F020B3CH006	● F020B4CH006
● F020B1CH012	● F020B2CH012	● F020B3CH012	● F020B4CH012
● F020B1CH018	● F020B2CH018	● F020B3CH018	● F020B4CH018
● F020B1CH030	● F020B2CH030	● F020B3CH030	● F020B4CH030
● F020B1CH033	● F020B2CH033	● F020B3CH033	● F020B4CH033

3Continuous Line I/O H₂O Stop Fast Connect - Schema elettrico n.3 page 622 / Wiring diagram n.3 page 622

2200K	2700K	3000K	4000K
○ F020C1CH001	○ F020C2CH001	○ F020C3CH001	○ F020C4CH001
● F020C1CH006	● F020C2CH006	● F020C3CH006	● F020C4CH006
● F020C1CH012	● F020C2CH012	● F020C3CH012	● F020C4CH012
● F020C1CH018	● F020C2CH018	● F020C3CH018	● F020C4CH018
● F020C1CH030	● F020C2CH030	● F020C3CH030	● F020C4CH030
● F020C1CH033	● F020C2CH033	● F020C3CH033	● F020C4CH033

1Standard - Schema elettrico n.1 page 622 / Wiring diagram n.1 page 622

2200K	2700K	3000K	4000K
○ F020A1GH001	○ F020A2GH001	○ F020A3GH001	○ F020A4GH001
● F020A1GH006	● F020A2GH006	● F020A3GH006	● F020A4GH006
● F020A1GH012	● F020A2GH012	● F020A3GH012	● F020A4GH012
● F020A1GH018	● F020A2GH018	● F020A3GH018	● F020A4GH018
● F020A1GH030	● F020A2GH030	● F020A3GH030	● F020A4GH030
● F020A1GH033	● F020A2GH033	● F020A3GH033	● F020A4GH033



@4000K

Beam Angle: 38°

	h(m)	E(lx)	D(m)
1	6247	0.30	
2	1562	0.60	
3	694	0.90	
4	390	1.20	
5	250	1.50	

2Quick Install I H₂O Stop Fast Connect - Schema elettrico n.2 page 622 / Wiring diagram n.2 page 622

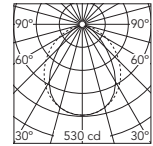
2200K	2700K	3000K	4000K
○ F020B1GH001	○ F020B2GH001	○ F020B3GH001	○ F020B4GH001
● F020B1GH006	● F020B2GH006	● F020B3GH006	● F020B4GH006
● F020B1GH012	● F020B2GH012	● F020B3GH012	● F020B4GH012
● F020B1GH018	● F020B2GH018	● F020B3GH018	● F020B4GH018
● F020B1GH030	● F020B2GH030	● F020B3GH030	● F020B4GH030
● F020B1GH033	● F020B2GH033	● F020B3GH033	● F020B4GH033

3Continuous Line I/O H₂O Stop Fast Connect - Schema elettrico n.3 page 622 / Wiring diagram n.3 page 622

2200K	2700K	3000K	4000K
○ F020C1GH001	○ F020C2GH001	○ F020C3GH001	○ F020C4GH001
● F020C1GH006	● F020C2GH006	● F020C3GH006	● F020C4GH006
● F020C1GH012	● F020C2GH012	● F020C3GH012	● F020C4GH012
● F020C1GH018	● F020C2GH018	● F020C3GH018	● F020C4GH018
● F020C1GH030	● F020C2GH030	● F020C3GH030	● F020C4GH030
● F020C1GH033	● F020C2GH033	● F020C3GH033	● F020C4GH033

1Standard - Schema elettrico n.1 page 622 / Wiring diagram n.1 page 622

2200K	2700K	3000K	4000K
○ F020A1LH001	○ F020A2LH001	○ F020A3LH001	○ F020A4LH001
● F020A1LH006	● F020A2LH006	● F020A3LH006	● F020A4LH006
● F020A1LH012	● F020A2LH012	● F020A3LH012	● F020A4LH012
● F020A1LH018	● F020A2LH018	● F020A3LH018	● F020A4LH018
● F020A1LH030	● F020A2LH030	● F020A3LH030	● F020A4LH030
● F020A1LH033	● F020A2LH033	● F020A3LH033	● F020A4LH033



@4000K

Beam Angle: 90°


	h(m)	E(lx)	D(m)
1	530	1.67	
2	132	3.34	
3	59	5.00	
4	33	6.67	
5	21	8.34	

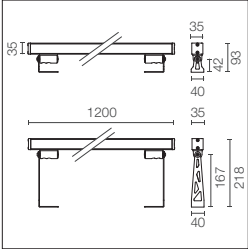
2Quick Install I H₂O Stop Fast Connect - Schema elettrico n.2 page 622 / Wiring diagram n.2 page 622









2200K	2700K	3000K	4000K
○ F020B1LH001	○ F020B2LH001	○ F020B3LH001	○ F020B4LH001
● F020B1LH006	● F020B2LH006	● F020B3LH006	● F020B4LH006
● F020B1LH012	● F020B2LH012	● F020B3LH012	● F020B4LH012
● F020B1LH018	● F020B2LH018	● F020B3LH018	● F020B4LH018
● F020B1LH030	● F020B2LH030	● F020B3LH030	● F020B4LH030
● F020B1LH033	● F020B2LH033	● F020B3LH033	● F020B4LH033

3Continuous Line I/O H₂O Stop Fast Connect - Schema elettrico n.3 page 622 / Wiring diagram n.3 page 622

2200K	2700K	3000K	4000K
○ F020C1LH001	○ F020C2LH001	○ F020C3LH001	○ F020C4LH001
● F020C1LH006	● F020C2LH006	● F020C3LH006	● F020C4LH006
● F020C1LH012	● F020C2LH012	● F020C3LH012	● F020C4LH012
● F020C1LH018	● F020C2LH018	● F020C3LH018	● F020C4LH018
● F020C1LH030	● F020C2LH030	● F020C3LH030	● F020C4LH030
● F020C1LH033	● F020C2LH033	● F020C3LH033	● F020C4LH033







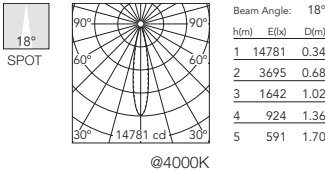
Alimentazione elettrica remota 48V e staffe di installazione da ordinare separatamente. Vetro trasparente extra chiaro, esclusa versione DIFFUSED con vetro sabbiato.Apparecchi dimmerabili PWM. SMART version available upon request (power 14W - flusso -50% lm).

48V remote power supply and installation brackets to be ordered separately. Extra clear transparent glass, excluding the DIFFUSE version with sandblasted glass. Dimmable PWM luminaires. SMART version available upon request (power 14W - flux -50% lm).

Power Led: 23W - 2782 lm ≠ *FIXT 2069 lm - 2700K/CRI 80 - 48V /23W - 2881 lm ≠ *FIXT 2142 lm - 3000K/CRI 80 - 48V / 23W - 2981 lm ≠ *FIXT 2216 lm - 4000K/CRI 80 - 48V
*FIXT lm = Medium Optic

1Standard - Schema elettrico n.1 page 622 / Wiring diagram n.1 page 622

- 2200K**
 - F020A14H001
 - F020A14H006
 - F020A14H012
 - F020A14H018
 - F020A14H030
 - F020A14H033
- 2700K**
 - F020A24H001
 - F020A24H006
 - F020A24H012
 - F020A24H018
 - F020A24H030
 - F020A24H033
- 3000K**
 - F020A34H001
 - F020A34H006
 - F020A34H012
 - F020A34H018
 - F020A34H030
 - F020A34H033
- 4000K**
 - F020A44H001
 - F020A44H006
 - F020A44H012
 - F020A44H018
 - F020A44H030
 - F020A44H033



2Quick Install I H₂O Stop Fast Connect - Schema elettrico n.2 page 622 / Wiring diagram n.2 page 622

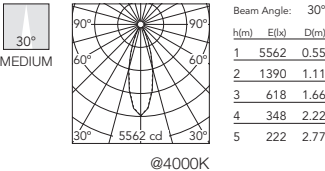
- 2200K**
 - F020B14H001
 - F020B14H006
 - F020B14H012
 - F020B14H018
 - F020B14H030
 - F020B14H033
- 2700K**
 - F020B24H001
 - F020B24H006
 - F020B24H012
 - F020B24H018
 - F020B24H030
 - F020B24H033
- 3000K**
 - F020B34H001
 - F020B34H006
 - F020B34H012
 - F020B34H018
 - F020B34H030
 - F020B34H033
- 4000K**
 - F020B44H001
 - F020B44H006
 - F020B44H012
 - F020B44H018
 - F020B44H030
 - F020B44H033

3Continuous Line I/O H₂O Stop Fast Connect - Schema elettrico n.3 page 622 / Wiring diagram n.3 page 622

- 2200K**
 - F020C14H001
 - F020C14H006
 - F020C14H012
 - F020C14H018
 - F020C14H030
 - F020C14H033
- 2700K**
 - F020C24H001
 - F020C24H006
 - F020C24H012
 - F020C24H018
 - F020C24H030
 - F020C24H033
- 3000K**
 - F020C34H001
 - F020C34H006
 - F020C34H012
 - F020C34H018
 - F020C34H030
 - F020C34H033
- 4000K**
 - F020C44H001
 - F020C44H006
 - F020C44H012
 - F020C44H018
 - F020C44H030
 - F020C44H033

1Standard - Schema elettrico n.1 page 622 / Wiring diagram n.1 page 622

- 2200K**
 - F020A18H001
 - F020A18H006
 - F020A18H012
 - F020A18H018
 - F020A18H030
 - F020A18H033
- 2700K**
 - F020A28H001
 - F020A28H006
 - F020A28H012
 - F020A28H018
 - F020A28H030
 - F020A28H033
- 3000K**
 - F020A38H001
 - F020A38H006
 - F020A38H012
 - F020A38H018
 - F020A38H030
 - F020A38H033
- 4000K**
 - F020A48H001
 - F020A48H006
 - F020A48H012
 - F020A48H018
 - F020A48H030
 - F020A48H033



2Quick Install I H₂O Stop Fast Connect - Schema elettrico n.2 page 622 / Wiring diagram n.2 page 622

- 2200K**
 - F020B18H001
 - F020B18H006
 - F020B18H012
 - F020B18H018
 - F020B18H030
 - F020B18H033
- 2700K**
 - F020B28H001
 - F020B28H006
 - F020B28H012
 - F020B28H018
 - F020B28H030
 - F020B28H033
- 3000K**
 - F020B38H001
 - F020B38H006
 - F020B38H012
 - F020B38H018
 - F020B38H030
 - F020B38H033
- 4000K**
 - F020B48H001
 - F020B48H006
 - F020B48H012
 - F020B48H018
 - F020B48H030
 - F020B48H033

3Continuous Line I/O H₂O Stop Fast Connect - Schema elettrico n.3 page 622 / Wiring diagram n.3 page 622

- 2200K**
 - F020C18H001
 - F020C18H006
 - F020C18H012
 - F020C18H018
 - F020C18H030
 - F020C18H033
- 2700K**
 - F020C28H001
 - F020C28H006
 - F020C28H012
 - F020C28H018
 - F020C28H030
 - F020C28H033
- 3000K**
 - F020C38H001
 - F020C38H006
 - F020C38H012
 - F020C38H018
 - F020C38H030
 - F020C38H033
- 4000K**
 - F020C48H001
 - F020C48H006
 - F020C48H012
 - F020C48H018
 - F020C48H030
 - F020C48H033

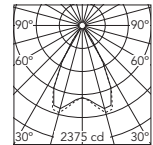
¹Standard Version: spezzone di cavo in uscita 1000 mm (accessori per collegamento da ordinare) / 1000 mm lenght prewired cable (connecting accessory to be separately ordered).

²Quick Install In H₂O Stop Version: connettore H₂O Stop Plug&Play preinstallato per connessione rapida (accessori per collegamento da ordinare) / Prewired H₂O Stop Plug&Play connector for an easy/rapid connection (connecting accessory to be ordered separately).

³Continuous Line In/Out H₂O Stop Version: connettori H₂O Stop Plug&Play preinstallati per connessione in linea (accessori per collegamento da ordinare) / Prewired H₂O Stop Plug&Play connectors for an easy in line connection (connecting accessory to be ordered separately).

1Standard - Schema elettrico n.1 page 622 / Wiring diagram n.1 page 622

2200K	2700K	3000K	4000K
○ F020A1DH001	○ F020A2DH001	○ F020A3DH001	○ F020A4DH001
● F020A1DH006	● F020A2DH006	● F020A3DH006	● F020A4DH006
● F020A1DH012	● F020A2DH012	● F020A3DH012	● F020A4DH012
● F020A1DH018	● F020A2DH018	● F020A3DH018	● F020A4DH018
● F020A1DH030	● F020A2DH030	● F020A3DH030	● F020A4DH030
● F020A1DH033	● F020A2DH033	● F020A3DH033	● F020A4DH033



@4000K

Beam Angle: 59°

	h(m)	E(lx)	D(m)
1	2375	1.14	
2	594	2.28	
3	264	3.41	
4	148	4.55	
5	95	5.69	

2Quick Install I H₂O Stop Fast Connect - Schema elettrico n.2 page 622 / Wiring diagram n.2 page 622

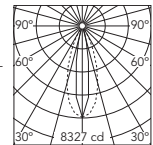
2200K	2700K	3000K	4000K
○ F020B1DH001	○ F020B2DH001	○ F020B3DH001	○ F020B4DH001
● F020B1DH006	● F020B2DH006	● F020B3DH006	● F020B4DH006
● F020B1DH012	● F020B2DH012	● F020B3DH012	● F020B4DH012
● F020B1DH018	● F020B2DH018	● F020B3DH018	● F020B4DH018
● F020B1DH030	● F020B2DH030	● F020B3DH030	● F020B4DH030
● F020B1DH033	● F020B2DH033	● F020B3DH033	● F020B4DH033

3Continuous Line I/O H₂O Stop Fast Connect - Schema elettrico n.3 page 622 / Wiring diagram n.3 page 622

2200K	2700K	3000K	4000K
○ F020C1DH001	○ F020C2DH001	○ F020C3DH001	○ F020C4DH001
● F020C1DH006	● F020C2DH006	● F020C3DH006	● F020C4DH006
● F020C1DH012	● F020C2DH012	● F020C3DH012	● F020C4DH012
● F020C1DH018	● F020C2DH018	● F020C3DH018	● F020C4DH018
● F020C1DH030	● F020C2DH030	● F020C3DH030	● F020C4DH030
● F020C1DH033	● F020C2DH033	● F020C3DH033	● F020C4DH033

1Standard - Schema elettrico n.1 page 622 / Wiring diagram n.1 page 622

2200K	2700K	3000K	4000K
○ F020A1HH001	○ F020A2HH001	○ F020A3HH001	○ F020A4HH001
● F020A1HH006	● F020A2HH006	● F020A3HH006	● F020A4HH006
● F020A1HH012	● F020A2HH012	● F020A3HH012	● F020A4HH012
● F020A1HH018	● F020A2HH018	● F020A3HH018	● F020A4HH018
● F020A1HH030	● F020A2HH030	● F020A3HH030	● F020A4HH030
● F020A1HH033	● F020A2HH033	● F020A3HH033	● F020A4HH033



@4000K

Beam Angle: 38°

	h(m)	E(lx)	D(m)
1	8327	0.30	
2	2082	0.60	
3	925	0.90	
4	520	1.20	
5	333	1.50	

2Quick Install I H₂O Stop Fast Connect - Schema elettrico n.2 page 622 / Wiring diagram n.2 page 622

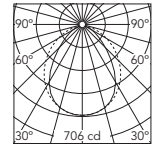
2200K	2700K	3000K	4000K
○ F020B1HH001	○ F020B2HH001	○ F020B3HH001	○ F020B4HH001
● F020B1HH006	● F020B2HH006	● F020B3HH006	● F020B4HH006
● F020B1HH012	● F020B2HH012	● F020B3HH012	● F020B4HH012
● F020B1HH018	● F020B2HH018	● F020B3HH018	● F020B4HH018
● F020B1HH030	● F020B2HH030	● F020B3HH030	● F020B4HH030
● F020B1HH033	● F020B2HH033	● F020B3HH033	● F020B4HH033

3Continuous Line I/O H₂O Stop Fast Connect - Schema elettrico n.3 page 622 / Wiring diagram n.3 page 622

2200K	2700K	3000K	4000K
○ F020C1HH001	○ F020C2HH001	○ F020C3HH001	○ F020C4HH001
● F020C1HH006	● F020C2HH006	● F020C3HH006	● F020C4HH006
● F020C1HH012	● F020C2HH012	● F020C3HH012	● F020C4HH012
● F020C1HH018	● F020C2HH018	● F020C3HH018	● F020C4HH018
● F020C1HH030	● F020C2HH030	● F020C3HH030	● F020C4HH030
● F020C1HH033	● F020C2HH033	● F020C3HH033	● F020C4HH033

1Standard - Schema elettrico n.1 page 622 / Wiring diagram n.1 page 622

2200K	2700K	3000K	4000K
○ F020A1MH001	○ F020A2MH001	○ F020A3MH001	○ F020A4MH001
● F020A1MH006	● F020A2MH006	● F020A3MH006	● F020A4MH006
● F020A1MH012	● F020A2MH012	● F020A3MH012	● F020A4MH012
● F020A1MH018	● F020A2MH018	● F020A3MH018	● F020A4MH018
● F020A1MH030	● F020A2MH030	● F020A3MH030	● F020A4MH030
● F020A1MH033	● F020A2MH033	● F020A3MH033	● F020A4MH033



@4000K

Beam Angle: 90°

	h(m)	E(lx)	D(m)
1	706	1.67	
2	177	3.34	
3	78	5.00	
4	44	6.67	
5	28	8.34	


2Quick Install I H₂O Stop Fast Connect - Schema elettrico n.2 page 622 / Wiring diagram n.2 page 622

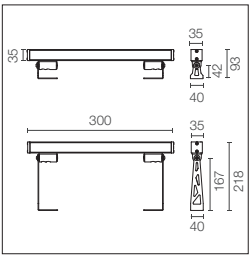
2200K	2700K	3000K	4000K
○ F020B1MH001	○ F020B2MH001	○ F020B3MH001	○ F020B4MH001
● F020B1MH006	● F020B2MH006	● F020B3MH006	● F020B4MH006
● F020B1MH012	● F020B2MH012	● F020B3MH012	● F020B4MH012
● F020B1MH018	● F020B2MH018	● F020B3MH018	● F020B4MH018
● F020B1MH030	● F020B2MH030	● F020B3MH030	● F020B4MH030
● F020B1MH033	● F020B2MH033	● F020B3MH033	● F020B4MH033









3Continuous Line I/O H₂O Stop Fast Connect - Schema elettrico n.3 page 622 / Wiring diagram n.3 page 622

2200K	2700K	3000K	4000K
○ F020C1MH001	○ F020C2MH001	○ F020C3MH001	○ F020C4MH001
● F020C1MH006	● F020C2MH006	● F020C3MH006	● F020C4MH006
● F020C1MH012	● F020C2MH012	● F020C3MH012	● F020C4MH012
● F020C1MH018	● F020C2MH018	● F020C3MH018	● F020C4MH018
● F020C1MH030	● F020C2MH030	● F020C3MH030	● F020C4MH030
● F020C1MH033	● F020C2MH033	● F020C3MH033	● F020C4MH033

Outgraze 35 Easy L 300







Alimentazione elettrica remota
24V e staffe di installazione
da ordinare separatamente.
Apparecchi dimmerabili PWM.
Vetro sabbato.

24V remote power supply and
installation brackets to be
ordered separately. Dimmable
PWM luminaires.
Sandblasted glass.

Mid-power Led: 4,5W - 454 lm ≠ FIXT 190 lm - 2700K/CRI 80 - 24V / 4,5W - 494 lm ≠ FIXT 207 lm - 3000K/CRI 80 - 24V / 4,5W - 533 lm ≠ FIXT 223 lm - 4000K/CRI 80 - 24V

¹**Standard** - Schema elettrico n.1 page 622 / Wiring diagram n.1 page 622

2700K

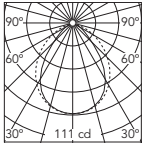

- F020G2JH001
- F020G2JH006
- F020G2JH012
- F020G2JH018
- F020G2JH030
- F020G2JH033

3000K

- F020G3JH001
- F020G3JH006
- F020G3JH012
- F020G3JH018
- F020G3JH030
- F020G3JH033

4000K

- F020G4JH001
- F020G4JH006
- F020G4JH012
- F020G4JH018
- F020G4JH030
- F020G4JH033



Beam Angle: 90°			
h(m)	E(lx)	D(m)	
1	111	1.62	
2	28	3.23	
3	12	4.85	
4	7	6.46	
5	4	8.08	

@4000K

²**Quick Install I H₂O Stop Fast Connect** - Schema elettrico n.2 page 622 / Wiring diagram n.2 page 622

2700K

- F020H2JH001
- F020H2JH006
- F020H2JH012
- F020H2JH018
- F020H2JH030
- F020H2JH033

3000K

- F020H3JH001
- F020H3JH006
- F020H3JH012
- F020H3JH018
- F020H3JH030
- F020H3JH033

4000K

- F020H4JH001
- F020H4JH006
- F020H4JH012
- F020H4JH018
- F020H4JH030
- F020H4JH033


Outgraze 35 Easy L 300 - Tunable White 2700K÷5700K

Mid-power Led: 4,5W - 227÷286 lm ≠ FIXT 95÷120 lm - 2700K÷5700K/CRI 80 - 2CH x 24V

¹**Tunable White Standard** - Schema elettrico n.4 page 623 / Wiring diagram n.4 page 623

2700K÷5700K

- F020GTJH001
- F020GTJH006
- F020GTJH012
- F020GTJH018
- F020GTJH030
- F020GTJH033



²**Tunable White Quick Install I H₂O Stop Fast Connect** - Schema elettrico n.5 page 623 / Wiring diagram n.5 page 623

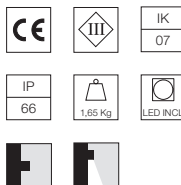
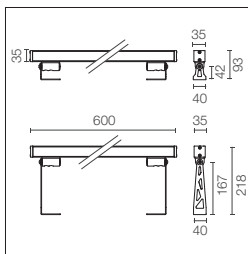
2700K÷5700K

- F020HTJH001
- F020HTJH006
- F020HTJH012
- F020HTJH018
- F020HTJH030
- F020HTJH033

Photometric data on request.

¹Standard Version: spezzone di cavo in uscita 1000 mm (accessori per collegamento da ordinare) / 1000 mm lenght prewired cable (connecting accessory to be separately ordered).
²Quick Install In H₂O Stop Version: connettore H₂O Stop Plug&Play preinstallato per connessione rapida (accessori per collegamento da ordinare) / Prewired H₂O Stop Plug&Play connector for an easy/rapid connection (connecting accessory to be ordered separately).

Outgraze 35 Easy L 600



Alimentazione elettrica remota 24V e staffe di installazione da ordinare separatamente. Apparecchi dimmerabili PWM. Vetro sabbato.

24V remote power supply and installation brackets to be ordered separately. Dimmable PWM luminaires. Sandblasted glass.

Mid-power Led: 9W - 909 lm ≠ FIXT 381 lm - 2700K/CRI 80 - 24V / 9W - 988 lm ≠ FIXT 414 lm - 3000K/CRI 80 - 24V / 9W - 1067 lm ≠ FIXT 447 lm - 4000K/CRI 80 - 24V

¹**Standard** - Schema elettrico n.1 page 622 / Wiring diagram n.1 page 622

2700K

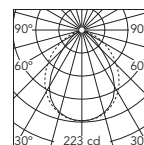
- F020G2KH001
- F020G2KH006
- F020G2KH012
- F020G2KH018
- F020G2KH030
- F020G2KH033

3000K

- F020G3KH001
- F020G3KH006
- F020G3KH012
- F020G3KH018
- F020G3KH030
- F020G3KH033

4000K

- F020G4KH001
- F020G4KH006
- F020G4KH012
- F020G4KH018
- F020G4KH030
- F020G4KH033



Beam Angle: 90°

@4000K

²**Quick Install I H₂O Stop Fast Connect** - Schema elettrico n.2 page 622 / Wiring diagram n.2 page 622

2700K

- F020H2KH001
- F020H2KH006
- F020H2KH012
- F020H2KH018
- F020H2KH030
- F020H2KH033

3000K

- F020H3KH001
- F020H3KH006
- F020H3KH012
- F020H3KH018
- F020H3KH030
- F020H3KH033

4000K

- F020H4KH001
- F020H4KH006
- F020H4KH012
- F020H4KH018
- F020H4KH030
- F020H4KH033

³**Continuous Line I/O H₂O Stop Fast Connect** - Schema elettrico n.3 page 622 / Wiring diagram n.3 page 622

2700K

- F020J2KH001
- F020J2KH006
- F020J2KH012
- F020J2KH018
- F020J2KH030
- F020J2KH033

3000K

- F020J3KH001
- F020J3KH006
- F020J3KH012
- F020J3KH018
- F020J3KH030
- F020J3KH033

4000K

- F020J4KH001
- F020J4KH006
- F020J4KH012
- F020J4KH018
- F020J4KH030
- F020J4KH033

Outgraze 35 Easy L 600 - Tunable White 2700K÷5700K

Mid-power Led: 9W - 454÷573 lm ≠ FIXT 190÷240 lm - 2700K÷5700K/CRI 80 - 2CH x 24V

¹**Tunable White Standard** - Schema elettrico n.4 page 623 / Wiring diagram n.4 page 623

2700K÷5700K

- F020GTKH001
- F020GTKH006
- F020GTKH012
- F020GTKH018
- F020GTKH030
- F020GTKH033



²**Tunable White Quick Install I H₂O Stop Fast Connect** - Schema elettrico n.5 page 623 / Wiring diagram n.5 page 623

2700K÷5700K

- F020HTKH001
- F020HTKH006
- F020HTKH012
- F020HTKH018
- F020HTKH030
- F020HTKH033

³**Tunable White Continuous Line I/O H₂O Stop Fast Connect** - Schema elettrico n.6 page 623 / Wiring diagram n.6 page 623

2700K÷5700K

- F020JTKH001
- F020JTKH006
- F020JTKH012
- F020JTKH018
- F020JTKH030
- F020JTKH033


Photometric data on request.

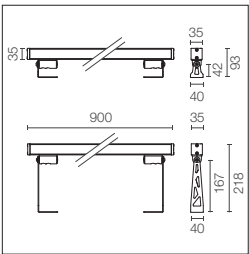
¹Standard Version: spezzone di cavo in uscita 1000 mm (accessori per collegamento da ordinare) / 1000 mm lenght prewired cable (connecting accessory to be separately ordered).









²Quick Install In H₂O Stop Version: connettore H₂O Stop Plug&Play preinstallato per connessione rapida (accessori per collegamento da ordinare) / Prewired H₂O Stop Plug&Play connector for an easy/rapid connection (connecting accessory to be ordered separately).

³Continuous Line In/Out H₂O Stop Version: connettori H₂O Stop Plug&Play preinstallati per connessione in linea (accessori per collegamento da ordinare) / Prewired H₂O Stop Plug&Play connectors for an easy in line connection (connecting accessory to be ordered separately).

Outgraze 35 Easy L 900







Alimentazione elettrica remota 24V e staffe di installazione da ordinare separatamente. Apparecchi dimmerabili PWM. Vetro sabbato.

24V remote power supply and installation brackets to be ordered separately. Dimmable PWM luminaires. Sandblasted glass.

Mid-power Led: 13W - 1363 lm ≠ FIXT 571 lm - 2700K/CRI 80 - 24V / 13W - 1481 lm ≠ FIXT 621 lm - 3000K/CRI 80 - 24V / 13W - 1600 lm ≠ FIXT 670 lm - 4000K/CRI 80 - 24V

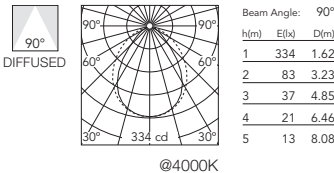
¹**Standard** - Schema elettrico n.1 page 622 / Wiring diagram n.1 page 622

- 2700K**

 - F020G2LH001
 - F020G2LH006
 - F020G2LH012
 - F020G2LH018
 - F020G2LH030
 - F020G2LH033
- 3000K**

 - F020G3LH001
 - F020G3LH006
 - F020G3LH012
 - F020G3LH018
 - F020G3LH030
 - F020G3LH033
- 4000K**

 - F020G4LH001
 - F020G4LH006
 - F020G4LH012
 - F020G4LH018
 - F020G4LH030
 - F020G4LH033



²**Quick Install I H₂O Stop Fast Connect** - Schema elettrico n.2 page 622 / Wiring diagram n.2 page 622

- 2700K**

 - F020H2LH001
 - F020H2LH006
 - F020H2LH012
 - F020H2LH018
 - F020H2LH030
 - F020H2LH033
- 3000K**

 - F020H3LH001
 - F020H3LH006
 - F020H3LH012
 - F020H3LH018
 - F020H3LH030
 - F020H3LH033
- 4000K**

 - F020H4LH001
 - F020H4LH006
 - F020H4LH012
 - F020H4LH018
 - F020H4LH030
 - F020H4LH033

³**Continuous Line I/O H₂O Stop Fast Connect** - Schema elettrico n.3 page 622 / Wiring diagram n.3 page 622

- 2700K**

 - F020J2LH001
 - F020J2LH006
 - F020J2LH012
 - F020J2LH018
 - F020J2LH030
 - F020J2LH033
- 3000K**

 - F020J3LH001
 - F020J3LH006
 - F020J3LH012
 - F020J3LH018
 - F020J3LH030
 - F020J3LH033
- 4000K**

 - F020J4LH001
 - F020J4LH006
 - F020J4LH012
 - F020J4LH018
 - F020J4LH030
 - F020J4LH033

Outgraze 35 Easy L 900 - Tunable White 2700K÷5700K

Mid-power Led: 13W - 681÷859 lm ≠ FIXT 285÷360 lm - 2700K÷5700K/CRI 80 - 2CH x 24V

¹**Tunable White Standard** - Schema elettrico n.4 page 623 / Wiring diagram n.4 page 623

- 2700K÷5700K**
- F020GTLH001
 - F020GTLH006
 - F020GTLH012
 - F020GTLH018
 - F020GTLH030
 - F020GTLH033



²**Tunable White Quick Install I H₂O Stop Fast Connect** - Schema elettrico n.5 page 623 / Wiring diagram n.5 page 623

- 2700K÷5700K**
- F020HTLH001
 - F020HTLH006
 - F020HTLH012
 - F020HTLH018
 - F020HTLH030
 - F020HTLH033

³**Tunable White Continous Line I/O H₂O Stop Fast Connect** - Schema elettrico n.6 page 623 / Wiring diagram n.6 page 623

- 2700K÷5700K**
- F020JTLH001
 - F020JTLH006
 - F020JTLH012
 - F020JTLH018
 - F020JTLH030
 - F020JTLH033

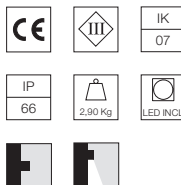
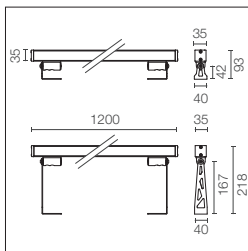
Photometric data on request.

¹Standard Version: spezzone di cavo in uscita 1000 mm (accessori per collegamento da ordinare) / 1000 mm lenght prewired cable (connecting accessory to be separately ordered).

²Quick Install In H₂O Stop Version: connettore H₂O Stop Plug&Play preinstallato per connessione rapida (accessori per collegamento da ordinare) / Prewired H₂O Stop Plug&Play connector for an easy/rapid connection (connecting accessory to be ordered separately).

³Continous Line In/Out H₂O Stop Version: connettori H₂O Stop Plug&Play preinstallati per connessione in linea (accessori per collegamento da ordinare) / Prewired H₂O Stop Plug&Play connectors for an easy in line connection (connecting accessory to be ordered separately).

Outgraze 35 Easy L 1200



Alimentazione elettrica remota
24V e staffe di installazione
da ordinare separatamente.
Apparecchi dimmerabili PWM.
Vetro sabbato.

24V remote power supply and
installation brackets to be
ordered separately. Dimmable
PWM luminaires.
Sandblasted glass.

Mid-power Led: 17,5W - 1817 lm ≠ FIXT 761 lm - 2700K/CRI 80 - 24V / 17,5W - 1975 lm ≠ FIXT 827 lm - 3000K/CRI 80 - 24V / 17,5W - 2133 lm ≠ FIXT 894 lm - 4000K/CRI 80 - 24V

¹**Standard** - Schema elettrico n.1 page 622 / Wiring diagram n.1 page 622

2700K

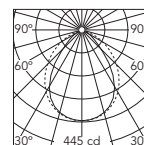
- F020G2MH001
- F020G2MH006
- F020G2MH012
- F020G2MH018
- F020G2MH030
- F020G2MH033

3000K

- F020G3MH001
- F020G3MH006
- F020G3MH012
- F020G3MH018
- F020G3MH030
- F020G3MH033

4000K

- F020G4MH001
- F020G4MH006
- F020G4MH012
- F020G4MH018
- F020G4MH030
- F020G4MH033



Beam Angle: 90°

	h(m)	E(lx)	D(m)
1	445	1.62	
2	111	3.23	
3	49	4.85	
4	28	6.46	
5	18	8.08	

@4000K

²**Quick Install I H₂O Stop Fast Connect** - Schema elettrico n.2 page 622 / Wiring diagram n.2 page 622

2700K

- F020H2MH001
- F020H2MH006
- F020H2MH012
- F020H2MH018
- F020H2MH030
- F020H2MH033

3000K

- F020H3MH001
- F020H3MH006
- F020H3MH012
- F020H3MH018
- F020H3MH030
- F020H3MH033

4000K

- F020H4MH001
- F020H4MH006
- F020H4MH012
- F020H4MH018
- F020H4MH030
- F020H4MH033

³**Continuous Line I/O H₂O Stop Fast Connect** - Schema elettrico n.3 page 622 / Wiring diagram n.3 page 622

2700K

- F020J2MH001
- F020J2MH006
- F020J2MH012
- F020J2MH018
- F020J2MH030
- F020J2MH033

3000K

- F020J3MH001
- F020J3MH006
- F020J3MH012
- F020J3MH018
- F020J3MH030
- F020J3MH033

4000K

- F020J4MH001
- F020J4MH006
- F020J4MH012
- F020J4MH018
- F020J4MH030
- F020J4MH033

Outgraze 35 Easy L 1200 - Tunable White 2700K÷5700K

Mid-power Led: 17,5W - 909÷1146 lm ≠ FIXT 381÷480 lm - 2700K÷5700K/CRI 80 - 2CH x 24V

¹**Tunable White Standard** - Schema elettrico n.4 page 623 / Wiring diagram n.4 page 623

2700K÷5700K

- F020GTMH001
- F020GTMH006
- F020GTMH012
- F020GTMH018
- F020GTMH030
- F020GTMH033



²**Tunable White Quick Install I H₂O Stop Fast Connect** - Schema elettrico n.5 page 623 / Wiring diagram n.5 page 623

2700K÷5700K

- F020HTMH001
- F020HTMH006
- F020HTMH012
- F020HTMH018
- F020HTMH030
- F020HTMH033

³**Tunable White Continous Line I/O H₂O Stop Fast Connect** - Schema elettrico n.6 page 623 / Wiring diagram n.6 page 623

2700K÷5700K

- F020JTMH001
- F020JTMH006
- F020JTMH012
- F020JTMH018
- F020JTMH030
- F020JTMH033

Photometric data on request.





¹Standard Version: spezzone di cavo in uscita 1000 mm (accessori per collegamento da ordinare) / 1000 mm length prewired cable (connecting accessory to be separately ordered).

²Quick Install In H₂O Stop Version: connettore H₂O Stop Plug&Play preinstallato per connessione rapida (accessori per collegamento da ordinare) / Prewired H₂O Stop Plug&Play connector for an easy/rapid connection (connecting accessory to be ordered separately).

³Continuous Line In/Out H₂O Stop Version: connettori H₂O Stop Plug&Play preinstallati per connessione in linea (accessori per collegamento da ordinare) / Prewired H₂O Stop Plug&Play connectors for an easy in line connection (connecting accessory to be ordered separately).





Outgraze 35

Accessori per tutti le versioni / Accessories for all versions

Coppia staffe corte L 80mm.	One pair of short brackets L 80 mm.	<div><div></div><div></div><div></div><div></div><div></div><div></div></div> <div>F1203001 F1203006 F1203012 F1203018 F1203030 F1203033</div>	
Coppia staffe lunghe L 200mm.	One pair of long brackets L 200 mm.	<div><div></div><div></div><div></div><div></div><div></div><div></div></div> <div>F1204001 F1204006 F1204012 F1204018 F1204030 F1204033</div>	
Sistema di giunzione IP68 H ₂ O Stop anti-condensa a 2 vie 4 poli. (Ø5,5÷12mm cavo).	2 way terminal block 4 poles IP68 H ₂ O Stop. (ø5,5÷12mm cable).	F990C00A000	 <div><div>Ø 22</div><div><div></div><div></div><div></div><div></div></div><div>80</div></div>
Sistema di giunzione IP68 H ₂ O Stop anti-condensa a 3/4 vie 4 poli. (Ø5,5÷12mm cavo).	3/4 way terminal block 4 poles IP68 H ₂ O Stop. (ø5,5÷12mm cable).	F990C010000	



Outgraze 35

Accessori per versioni Quick Install I H₂O Stop e Continuous Line I/O H₂O Stop / Accessories for Quick Install I H₂O Stop and Continuous Line I/O H₂O Stop versions

Connettore 4 poli plug&play.	Plug&play connector 4 poles.	F021Z010000	
Doppio connettore 4 poli plug&play + cavo L 600 mm.	Double plug&play connector 4 poles + cable 600 mm lenght.	F021Z090000	
Connettore 4 poli plug&play + cavo L 5000 mm.	Plug&play connector 4 poles + cable 5000 mm lenght.	F021Z100000	
Tappo per connettore a pannello (sul prodotto) 4-5 poli.	Cap for panel (on the fixtures) plug connector 4-5 poles.	F021Z070000	

Outgraze 35

Interfaccia PWM (Dimmerabilita') per versione 48V / PWM interface (Dimming) for 48V version
Alimentatore per interfaccia 48V/240V non incluso, da ordinare / Power supply 48V/240V for interface not included, to be ordered (cod.RF25753 or cod.RF25746)

Interfaccia di controllo 48V PWM - Dali IP20 Class III. Vin 48Vdc 120W. (Alimentatore non incluso).	Control linterface 48V PWM - Dali IP20 Class III. Vin 48Vdc 120W. (Power supply not included).	F990B08A000	
Interfaccia di controllo 48V PWM - 1-10V IP20 Class III. Vin 48Vdc 120W. (Alimentatore non incluso).	Control linterface 48V PWM - 1-10V IP20 Class III. Vin 48Vdc 120W. (Power supply not included).	F990B15A000	

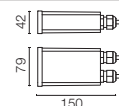
Outgraze 35

Alimentatore per versione 48V / Power supply for 48V version

Alimentatore 48V 60W / 110-240V IP67 Classe II selv eq.

Power supply 48V 60W / 110-240V IP67 Class II selv eq.

RF25753



Alimentatore 48V 240W / 110-240V singolo output DIN RAIL.

Power supply 48V 240W / 110-240V single output DIN RAIL.

RF25746



* Numero massimo di apparecchi per alimentatore / Maximum number of luminaires per power supply.

Numero massimo di apparecchi per alimentatore (Vin220÷240). Dati indicativi da verificare con le specifiche condizioni di installazione.	Maximum number of luminaires per power supply. (220÷240 V). These data must be checked taking into account the specific installation conditions.		L 300	L 600	L 900	L 1200
		Acc. RF25753	8	4	2	2
		Acc. RF25746	32	16	10	8

Outgraze 35

Interfaccia PWM (Dimmerabilita') per versione 24V / PWM interface (Dimming) for 24V version

Alimentatore per interfaccia 24V/240V non incluso, da ordinare / Power supply 24V/240V for interface not included, to be ordered (cod.RF25755, cod.RF25749 or cod.RF25756)

Interfaccia di controllo PWM - Dali IP20 Class III. Vin 24Vdc 120W. (Alimentatore non incluso).

Control linterface 24V PWM - Dali IP20 Class III. Vin 24Vdc 120W. (Power supply not included).

F990B07A000



Interfaccia di controllo 24V PWM - 1-10V IP20 Class III. Vin 24Vdc 120W. (Alimentatore non incluso).

Control linterface 24V PWM - 1-10V IP20 Class III. Vin 24Vdc 120W. (Power supply not included).

F990B14A000



Outgraze 35

Interfaccia PWM per versione 24V Tunable White / PWM interface for 24V Tunable White version

Alimentatore per interfaccia 24V/240V non incluso, da ordinare / Power supply 24V/240V for interface not included, to be ordered (cod.RF25755, cod.RF25749 or cod.RF25756)

Interfaccia di controllo 24V PWM 2CH - Dali IP20 Class III. Vin 24Vdc 90W. (Alimentatore non incluso).

Control linterface 24V PWM 2CH - Dali IP20 Class III. Vin 24Vdc 90W. (Power supply not included).

F990B09A000



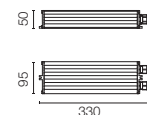
Outgraze 35

Alimentatore per versione 24V / Power supply for 24V version

Alimentatore per installazione remota 24V DC 50W / 120-240V IP67 Classe II selv.

Power supply for remote installation 24V DC 50W / 120-240V IP67 Class II selv.

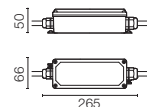
*RF25755



Alimentatore per installazione remota 24V DC 70W / 220-240V IP67 Classe II selv.

Power supply for remote installation 24V DC 70W / 220-240V IP67 Class II selv.

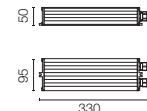
*RF25749



Alimentatore per installazione remota 24V DC 96W / 120-240V IP67 Classe II selv.

Power supply for remote installation 24V DC 96W / 120-240V IP67 Class II selv.

*RF25756

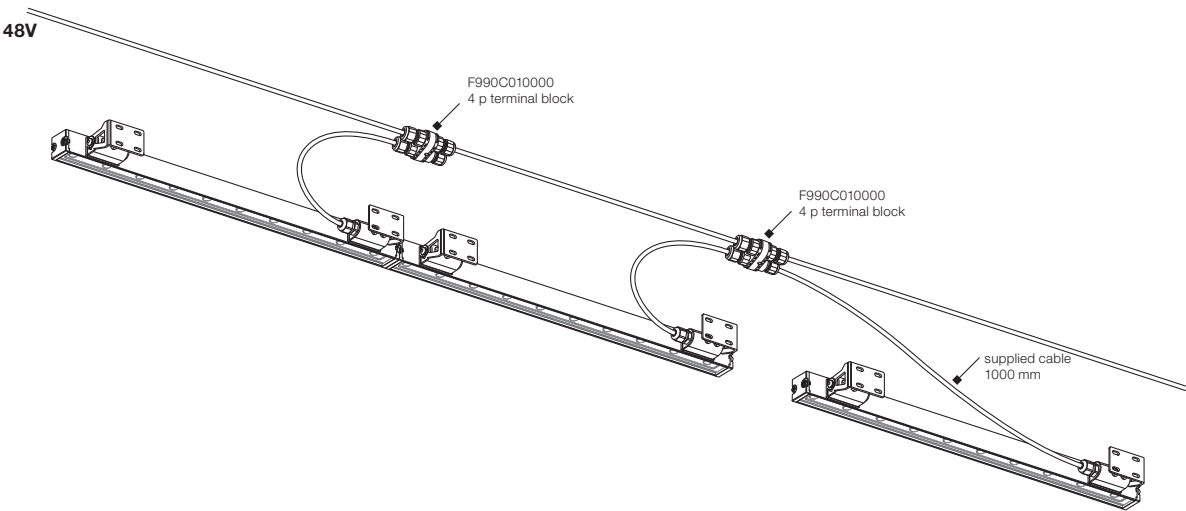


* Numero massimo di apparecchi per alimentatore / Maximum number of luminaires per power supply.

Numero massimo di apparecchi per alimentatore (Vin220÷240). Dati indicativi da verificare con le specifiche condizioni di installazione.	Maximum number of luminaires per power supply. (220÷240 V). These data must be checked taking into account the specific installation conditions.		L 300	L 600	L 900	L 1200
		Acc. RF25755	6	3	2	2
		Acc. RF25749	8	5	3	3
		Acc. RF25756	12	6	4	3

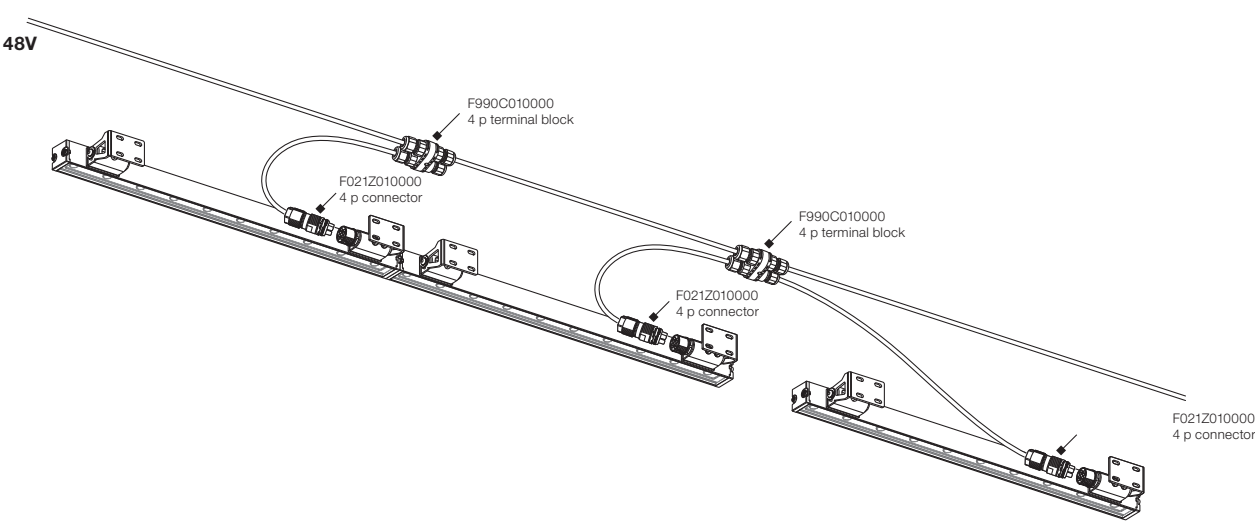
Schema elettrico n.1 / Wiring diagram n.1

Standard: spezzone di cavo in uscita 1000 mm (accessori per collegamento da ordinare) / 1000 mm lenght prewired cable (connecting accessory to be separately ordered)



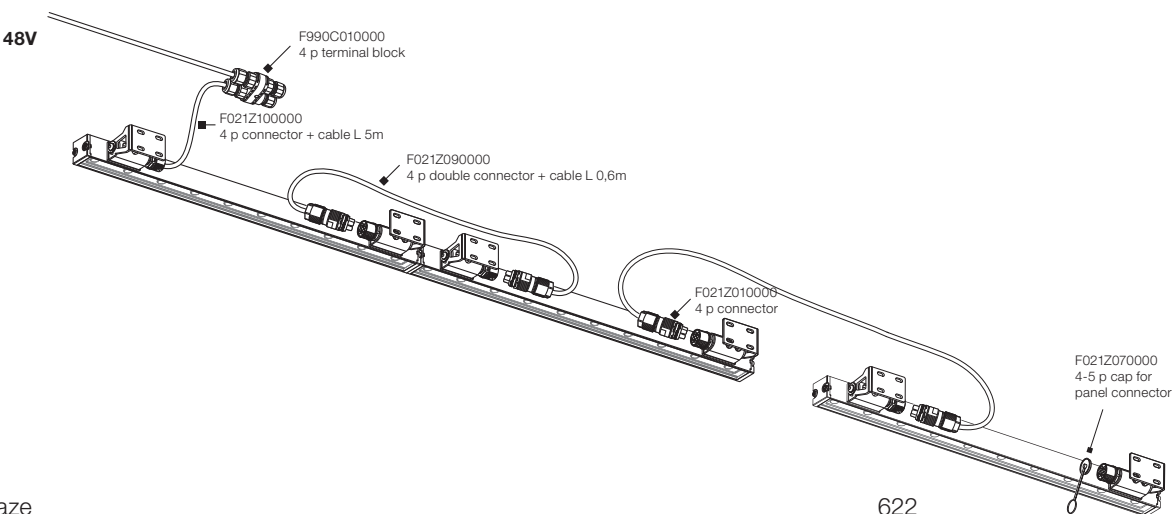
Schema elettrico n.2 / Wiring diagram n.2

Quick Install I H₂O Stop Fast Connect: connettore H₂O Stop Plug&Play preinstallato per connessione rapida (accessori per collegamento da ordinare) / Prewired H₂O Stop Plug&Play connector for an easy/rapid connection (connecting accessory to be ordered separately)



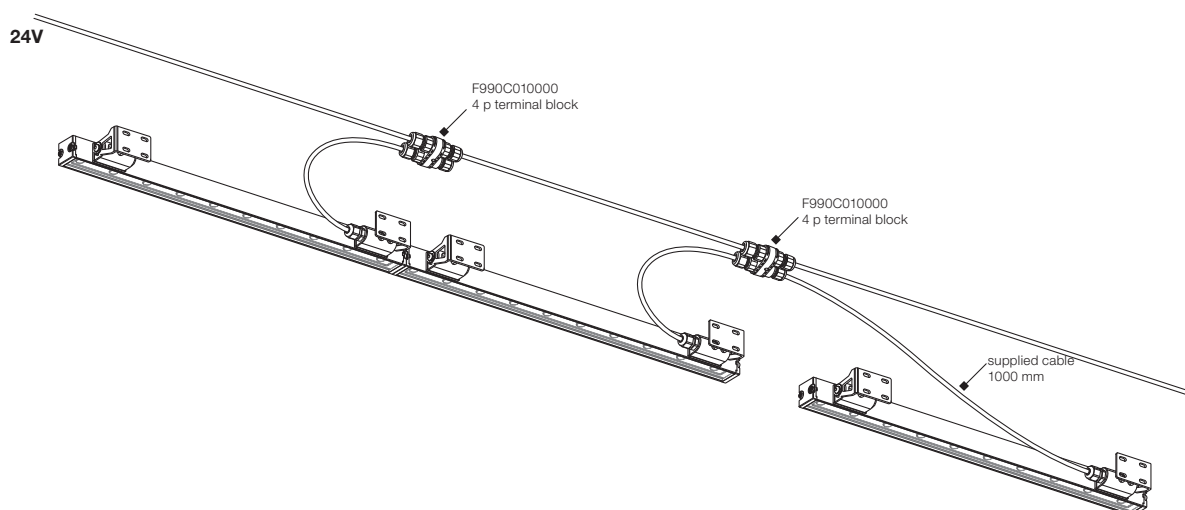
Schema elettrico n.3 / Wiring diagram n.3

Continuous Line I/O H₂O Stop Fast Connect: connettori H₂O Stop Plug&Play preinstallati per connessione in linea (accessori per collegamento da ordinare) / Prewired H₂O Stop Plug&Play connectors for an easy in line connection (connecting accessory to be ordered separately)



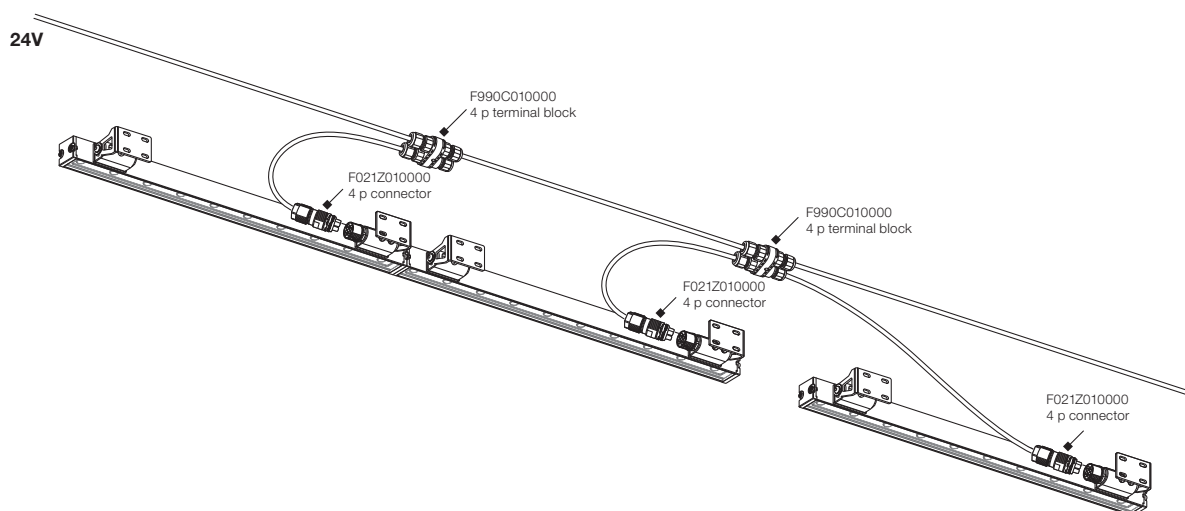
Schema elettrico n.4 / Wiring diagram n.4

Standard: spezzone di cavo in uscita 1000 mm (accessori per collegamento da ordinare) / 1000 mm lenght prewired cable (connecting accessory to be separately ordered)



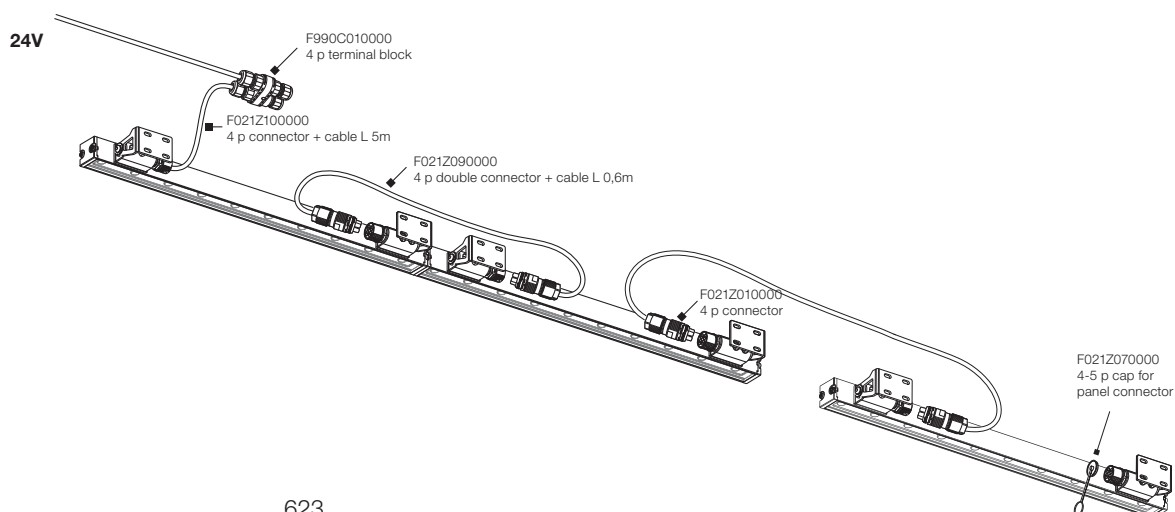
Schema elettrico n.5 / Wiring diagram n.5


Quick Install I H₂O Stop Fast Connect: connettore H₂O Stop Plug&Play preinstallato per connessione rapida (accessori per collegamento da ordinare) / Prewired H₂O Stop Plug&Play connector for an easy/rapid connection (connecting accessory to be ordered separately)

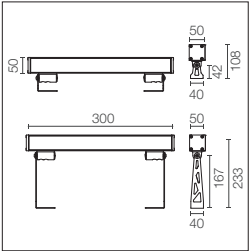





Schema elettrico n.6 / Wiring diagram n.6



Continous Line I/O H₂O Stop Fast Connect: connettori H₂O Stop Plug&Play preinstallati per connessione in linea (accessori per collegamento da ordinare) / Prewired H₂O Stop Plug&Play connectors for an easy in line connection (connecting accessory to be ordered separately)















Alimentazione elettrica 220/240V integrata. Staffe di installazione da ordinare separatamente. Vetro trasparente extra chiaro, esclusa versione DIFFUSED con vetro sabbiato. A richiesta versione SMART (potenza 6W - flusso -30% lm).

Integrated 220/240V power supply. Installation brackets, to be ordered separately. Extra clear transparent glass, excluding the DIFFUSE version with sandblasted glass. SMART version available upon request (power 6W-flux-30% lm).

Power Led: 8W - 835 lm ≠ *FIXT 685 lm - 2700K/CRI 80 - 220-240V / 8W - 864 lm ≠ *FIXT 709 lm - 3000K/CRI 80 - 220-240V / 8W - 894 lm ≠ *FIXT 734 lm - 4000K/CRI 80 - 220-240V
*FIXT lm = Medium Optic

1Standard - Schema elettrico n.7 page 647 / Wiring diagram n.7 page 647

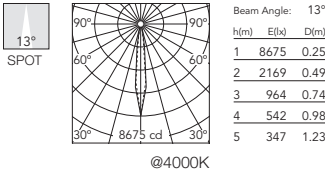
- 2200K**

 - F021A11A001
 - F021A11A006
 - F021A11A012
 - F021A11A018
 - F021A11A030
 - F021A11A033
- 2700K**

 - F021A21A001
 - F021A21A006
 - F021A21A012
 - F021A21A018
 - F021A21A030
 - F021A21A033
- 3000K**

 - F021A31A001
 - F021A31A006
 - F021A31A012
 - F021A31A018
 - F021A31A030
 - F021A31A033
- 4000K**

 - F021A41A001
 - F021A41A006
 - F021A41A012
 - F021A41A018
 - F021A41A030
 - F021A41A033



2Quick Install I H₂O Stop Fast Connect - Schema elettrico n.8 page 647 / Wiring diagram n.8 page 647

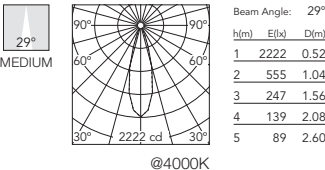
- 2200K**

 - F021B11A001
 - F021B11A006
 - F021B11A012
 - F021B11A018
 - F021B11A030
 - F021B11A033
- 2700K**

 - F021B21A001
 - F021B21A006
 - F021B21A012
 - F021B21A018
 - F021B21A030
 - F021B21A033
- 3000K**

 - F021B31A001
 - F021B31A006
 - F021B31A012
 - F021B31A018
 - F021B31A030
 - F021B31A033
- 4000K**

 - F021B41A001
 - F021B41A006
 - F021B41A012
 - F021B41A018
 - F021B41A030
 - F021B41A033



1Standard - Schema elettrico n.7 page 647 / Wiring diagram n.7 page 647

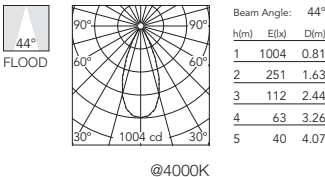
- 2200K**

 - F021A15A001
 - F021A15A006
 - F021A15A012
 - F021A15A018
 - F021A15A030
 - F021A15A033
- 2700K**

 - F021A25A001
 - F021A25A006
 - F021A25A012
 - F021A25A018
 - F021A25A030
 - F021A25A033
- 3000K**

 - F021A35A001
 - F021A35A006
 - F021A35A012
 - F021A35A018
 - F021A35A030
 - F021A35A033
- 4000K**

 - F021A45A001
 - F021A45A006
 - F021A45A012
 - F021A45A018
 - F021A45A030
 - F021A45A033



2Quick Install I H₂O Stop Fast Connect - Schema elettrico n.8 page 647 / Wiring diagram n.8 page 647

- 2200K**

 - F021B15A001
 - F021B15A006
 - F021B15A012
 - F021B15A018
 - F021B15A030
 - F021B15A033
- 2700K**

 - F021B25A001
 - F021B25A006
 - F021B25A012
 - F021B25A018
 - F021B25A030
 - F021B25A033
- 3000K**

 - F021B35A001
 - F021B35A006
 - F021B35A012
 - F021B35A018
 - F021B35A030
 - F021B35A033
- 4000K**

 - F021B45A001
 - F021B45A006
 - F021B45A012
 - F021B45A018
 - F021B45A030
 - F021B45A033

1Standard - Schema elettrico n.7 page 647 / Wiring diagram n.7 page 647

- 2200K**

 - F021A1AA001
 - F021A1AA006
 - F021A1AA012
 - F021A1AA018
 - F021A1AA030
 - F021A1AA033
- 2700K**

 - F021A2AA001
 - F021A2AA006
 - F021A2AA012
 - F021A2AA018
 - F021A2AA030
 - F021A2AA033
- 3000K**

 - F021A3AA001
 - F021A3AA006
 - F021A3AA012
 - F021A3AA018
 - F021A3AA030
 - F021A3AA033
- 4000K**

 - F021A4AA001
 - F021A4AA006
 - F021A4AA012
 - F021A4AA018
 - F021A4AA030
 - F021A4AA033

@4000K

2Quick Install I H₂O Stop Fast Connect - Schema elettrico n.8 page 647 / Wiring diagram n.8 page 647

- 2200K**

 - F021B1AA001
 - F021B1AA006
 - F021B1AA012
 - F021B1AA018
 - F021B1AA030
 - F021B1AA033
- 2700K**

 - F021B2AA001
 - F021B2AA006
 - F021B2AA012
 - F021B2AA018
 - F021B2AA030
 - F021B2AA033
- 3000K**

 - F021B3AA001
 - F021B3AA006
 - F021B3AA012
 - F021B3AA018
 - F021B3AA030
 - F021B3AA033
- 4000K**

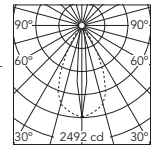
 - F021B4AA001
 - F021B4AA006
 - F021B4AA012
 - F021B4AA018
 - F021B4AA030
 - F021B4AA033

¹Standard Version: spezzone di cavo in uscita 1000 mm (accessori per collegamento da ordinare) / 1000 mm lenght prewired cable (connecting accessory to be separately ordered).

²Quick Install In H₂O Stop Version: connettore H₂O Stop Plug&Play preinstallato per connessione rapida (accessori per collegamento da ordinare) / Prewired H₂O Stop Plug&Play connector for an easy/rapid connection (connecting accessory to be ordered separately).

1Standard - Schema elettrico n.7 page 647 / Wiring diagram n.7 page 647

2200K	2700K	3000K	4000K
○ F021A1EA001	○ F021A2EA001	○ F021A3EA001	○ F021A4EA001
● F021A1EA006	● F021A2EA006	● F021A3EA006	● F021A4EA006
● F021A1EA012	● F021A2EA012	● F021A3EA012	● F021A4EA012
● F021A1EA018	● F021A2EA018	● F021A3EA018	● F021A4EA018
● F021A1EA030	● F021A2EA030	● F021A3EA030	● F021A4EA030
● F021A1EA033	● F021A2EA033	● F021A3EA033	● F021A4EA033



@4000K

Beam Angle: 53°

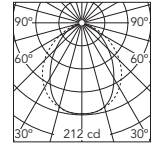
	h(m)	E(lx)	D(m)
1	2492	0.22	
2	623	0.44	
3	277	0.66	
4	156	0.88	
5	100	1.10	

2Quick Install I H₂O Stop Fast Connect - Schema elettrico n.8 page 647 / Wiring diagram n.8 page 647

2200K	2700K	3000K	4000K
○ F021B1EA001	○ F021B2EA001	○ F021B3EA001	○ F021B4EA001
● F021B1EA006	● F021B2EA006	● F021B3EA006	● F021B4EA006
● F021B1EA012	● F021B2EA012	● F021B3EA012	● F021B4EA012
● F021B1EA018	● F021B2EA018	● F021B3EA018	● F021B4EA018
● F021B1EA030	● F021B2EA030	● F021B3EA030	● F021B4EA030
● F021B1EA033	● F021B2EA033	● F021B3EA033	● F021B4EA033

1Standard - Schema elettrico n.7 page 647 / Wiring diagram n.7 page 647

2200K	2700K	3000K	4000K
○ F021A1JA001	○ F021A2JA001	○ F021A3JA001	○ F021A4JA001
● F021A1JA006	● F021A2JA006	● F021A3JA006	● F021A4JA006
● F021A1JA012	● F021A2JA012	● F021A3JA012	● F021A4JA012
● F021A1JA018	● F021A2JA018	● F021A3JA018	● F021A4JA018
● F021A1JA030	● F021A2JA030	● F021A3JA030	● F021A4JA030
● F021A1JA033	● F021A2JA033	● F021A3JA033	● F021A4JA033



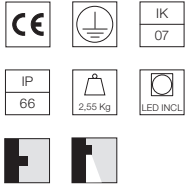
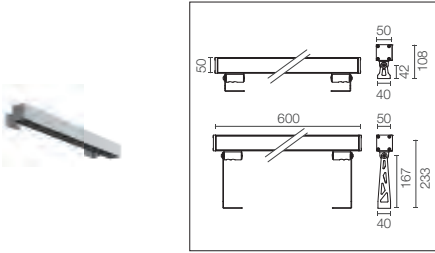
@4000K

Beam Angle: 90°

	h(m)	E(lx)	D(m)
1	212	1.74	
2	53	3.49	
3	24	5.23	
4	13	6.98	
5	8	8.72	

2Quick Install I H₂O Stop Fast Connect - Schema elettrico n.8 page 647 / Wiring diagram n.8 page 647

2200K	2700K	3000K	4000K
○ F021B1JA001	○ F021B2JA001	○ F021B3JA001	○ F021B4JA001
● F021B1JA006	● F021B2JA006	● F021B3JA006	● F021B4JA006
● F021B1JA012	● F021B2JA012	● F021B3JA012	● F021B4JA012
● F021B1JA018	● F021B2JA018	● F021B3JA018	● F021B4JA018
● F021B1JA030	● F021B2JA030	● F021B3JA030	● F021B4JA030
● F021B1JA033	● F021B2JA033	● F021B3JA033	● F021B4JA033



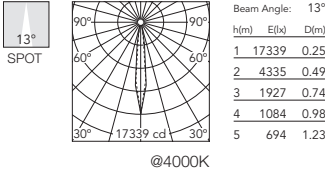
Alimentazione elettrica 220/240V integrata. Staffe di installazione da ordinare separatamente. Vetro trasparente extra chiaro, esclusa versione DIFFUSED con vetro sabbiato. A richiesta versione SMART (potenza 10,5W - flusso ~30% lm).

Integrated 220/240V power supply. Installation brackets, to be ordered separately. Extra clear transparent glass, excluding the DIFFUSE version with sandblasted glass. SMART version available upon request (power 10,5W - flux ~30% lm).

Power Led: 14,5W - 1669 lm ≠ *FIXT 1369 lm - 2700K/CRI 80 - 220-240V /14,5W - 1729 lm ≠ *FIXT 1418 lm - 3000K/CRI 80 - 220-240V / 14,5W - 1788 lm ≠ *FIXT 1467 lm - 4000K/CRI 80 - 220-240V
*FIXT lm = Medium Optic

1Standard - Schema elettrico n.7 page 647 / Wiring diagram n.7 page 647

- | | | | |
|---------------|---------------|---------------|---------------|
| 2200K | 2700K | 3000K | 4000K |
| ○ F021A12A001 | ○ F021A22A001 | ○ F021A32A001 | ○ F021A42A001 |
| ● F021A12A006 | ● F021A22A006 | ● F021A32A006 | ● F021A42A006 |
| ● F021A12A012 | ● F021A22A012 | ● F021A32A012 | ● F021A42A012 |
| ● F021A12A018 | ● F021A22A018 | ● F021A32A018 | ● F021A42A018 |
| ● F021A12A030 | ● F021A22A030 | ● F021A32A030 | ● F021A42A030 |
| ● F021A12A033 | ● F021A22A033 | ● F021A32A033 | ● F021A42A033 |



2Quick Install I H₂O Stop Fast Connect - Schema elettrico n.8 page 647 / Wiring diagram n.8 page 647

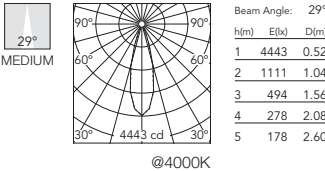
- | | | | |
|---------------|---------------|---------------|---------------|
| 2200K | 2700K | 3000K | 4000K |
| ○ F021B12A001 | ○ F021B22A001 | ○ F021B32A001 | ○ F021B42A001 |
| ● F021B12A006 | ● F021B22A006 | ● F021B32A006 | ● F021B42A006 |
| ● F021B12A012 | ● F021B22A012 | ● F021B32A012 | ● F021B42A012 |
| ● F021B12A018 | ● F021B22A018 | ● F021B32A018 | ● F021B42A018 |
| ● F021B12A030 | ● F021B22A030 | ● F021B32A030 | ● F021B42A030 |
| ● F021B12A033 | ● F021B22A033 | ● F021B32A033 | ● F021B42A033 |

3Continuous Line I/O H₂O Stop Fast Connect - Schema elettrico n.9 page 647 / Wiring diagram n.9 page 647

- | | | | |
|---------------|---------------|---------------|---------------|
| 2200K | 2700K | 3000K | 4000K |
| ○ F021C12A001 | ○ F021C22A001 | ○ F021C32A001 | ○ F021C42A001 |
| ● F021C12A006 | ● F021C22A006 | ● F021C32A006 | ● F021C42A006 |
| ● F021C12A012 | ● F021C22A012 | ● F021C32A012 | ● F021C42A012 |
| ● F021C12A018 | ● F021C22A018 | ● F021C32A018 | ● F021C42A018 |
| ● F021C12A030 | ● F021C22A030 | ● F021C32A030 | ● F021C42A030 |
| ● F021C12A033 | ● F021C22A033 | ● F021C32A033 | ● F021C42A033 |

1Standard - Schema elettrico n.7 page 647 / Wiring diagram n.7 page 647

- | | | | |
|---------------|---------------|---------------|---------------|
| 2200K | 2700K | 3000K | 4000K |
| ○ F021A16A001 | ○ F021A26A001 | ○ F021A36A001 | ○ F021A46A001 |
| ● F021A16A006 | ● F021A26A006 | ● F021A36A006 | ● F021A46A006 |
| ● F021A16A012 | ● F021A26A012 | ● F021A36A012 | ● F021A46A012 |
| ● F021A16A018 | ● F021A26A018 | ● F021A36A018 | ● F021A46A018 |
| ● F021A16A030 | ● F021A26A030 | ● F021A36A030 | ● F021A46A030 |
| ● F021A16A033 | ● F021A26A033 | ● F021A36A033 | ● F021A46A033 |



2Quick Install I H₂O Stop Fast Connect - Schema elettrico n.8 page 647 / Wiring diagram n.8 page 647

- | | | | |
|---------------|---------------|---------------|---------------|
| 2200K | 2700K | 3000K | 4000K |
| ○ F021B16A001 | ○ F021B26A001 | ○ F021B36A001 | ○ F021B46A001 |
| ● F021B16A006 | ● F021B26A006 | ● F021B36A006 | ● F021B46A006 |
| ● F021B16A012 | ● F021B26A012 | ● F021B36A012 | ● F021B46A012 |
| ● F021B16A018 | ● F021B26A018 | ● F021B36A018 | ● F021B46A018 |
| ● F021B16A030 | ● F021B26A030 | ● F021B36A030 | ● F021B46A030 |
| ● F021B16A033 | ● F021B26A033 | ● F021B36A033 | ● F021B46A033 |

3Continuous Line I/O H₂O Stop Fast Connect - Schema elettrico n.9 page 647 / Wiring diagram n.9 page 647

- | | | | |
|---------------|---------------|---------------|---------------|
| 2200K | 2700K | 3000K | 4000K |
| ○ F021C16A001 | ○ F021C26A001 | ○ F021C36A001 | ○ F021C46A001 |
| ● F021C16A006 | ● F021C26A006 | ● F021C36A006 | ● F021C46A006 |
| ● F021C16A012 | ● F021C26A012 | ● F021C36A012 | ● F021C46A012 |
| ● F021C16A018 | ● F021C26A018 | ● F021C36A018 | ● F021C46A018 |
| ● F021C16A030 | ● F021C26A030 | ● F021C36A030 | ● F021C46A030 |
| ● F021C16A033 | ● F021C26A033 | ● F021C36A033 | ● F021C46A033 |

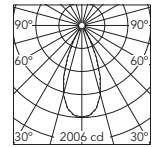
¹Standard Version: spezzone di cavo in uscita 1000 mm (accessori per collegamento da ordinare) / 1000 mm lenght prewired cable (connecting accessory to be separately ordered).

²Quick Install In H₂O Stop Version: connettore H₂O Stop Plug&Play preinstallato per connessione rapida (accessori per collegamento da ordinare) / Prewired H₂O Stop Plug&Play connector for an easy/rapid connection (connecting accessory to be ordered separately).

³Continous Line In/Out H₂O Stop Version: connettori H₂O Stop Plug&Play preinstallati per connessione in linea (accessori per collegamento da ordinare) / Prewired H₂O Stop Plug&Play connectors for an easy in line connection (connecting accessory to be ordered separately).

1Standard - Schema elettrico n.7 page 647 / Wiring diagram n.7 page 647

2200K	2700K	3000K	4000K
○ F021A1BA001	○ F021A2BA001	○ F021A3BA001	○ F021A4BA001
● F021A1BA006	● F021A2BA006	● F021A3BA006	● F021A4BA006
● F021A1BA012	● F021A2BA012	● F021A3BA012	● F021A4BA012
● F021A1BA018	● F021A2BA018	● F021A3BA018	● F021A4BA018
● F021A1BA030	● F021A2BA030	● F021A3BA030	● F021A4BA030
● F021A1BA033	● F021A2BA033	● F021A3BA033	● F021A4BA033



@4000K

Beam Angle: 44°

	h(m)	E(ft)	D(m)
1	2006	0.81	
2	501	1.63	
3	223	2.44	
4	125	3.26	
5	80	4.07	

2Quick Install I H₂O Stop Fast Connect - Schema elettrico n.8 page 647 / Wiring diagram n.8 page 647

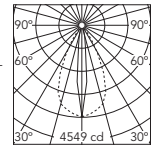
2200K	2700K	3000K	4000K
○ F021B1BA001	○ F021B2BA001	○ F021B3BA001	○ F021B4BA001
● F021B1BA006	● F021B2BA006	● F021B3BA006	● F021B4BA006
● F021B1BA012	● F021B2BA012	● F021B3BA012	● F021B4BA012
● F021B1BA018	● F021B2BA018	● F021B3BA018	● F021B4BA018
● F021B1BA030	● F021B2BA030	● F021B3BA030	● F021B4BA030
● F021B1BA033	● F021B2BA033	● F021B3BA033	● F021B4BA033

3Continuous Line I/O H₂O Stop Fast Connect - Schema elettrico n.9 page 647 / Wiring diagram n.9 page 647

2200K	2700K	3000K	4000K
○ F021C1BA001	○ F021C2BA001	○ F021C3BA001	○ F021C4BA001
● F021C1BA006	● F021C2BA006	● F021C3BA006	● F021C4BA006
● F021C1BA012	● F021C2BA012	● F021C3BA012	● F021C4BA012
● F021C1BA018	● F021C2BA018	● F021C3BA018	● F021C4BA018
● F021C1BA030	● F021C2BA030	● F021C3BA030	● F021C4BA030
● F021C1BA033	● F021C2BA033	● F021C3BA033	● F021C4BA033

1Standard - Schema elettrico n.7 page 647 / Wiring diagram n.7 page 647

2200K	2700K	3000K	4000K
○ F021A1FA001	○ F021A2FA001	○ F021A3FA001	○ F021A4FA001
● F021A1FA006	● F021A2FA006	● F021A3FA006	● F021A4FA006
● F021A1FA012	● F021A2FA012	● F021A3FA012	● F021A4FA012
● F021A1FA018	● F021A2FA018	● F021A3FA018	● F021A4FA018
● F021A1FA030	● F021A2FA030	● F021A3FA030	● F021A4FA030
● F021A1FA033	● F021A2FA033	● F021A3FA033	● F021A4FA033



@4000K

Beam Angle: 53°

	h(m)	E(ft)	D(m)
1	4549	0.22	
2	1137	0.44	
3	505	0.66	
4	284	0.88	
5	182	1.10	

2Quick Install I H₂O Stop Fast Connect - Schema elettrico n.8 page 647 / Wiring diagram n.8 page 647

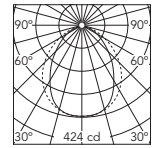
2200K	2700K	3000K	4000K
○ F021B1FA001	○ F021B2FA001	○ F021B3FA001	○ F021B4FA001
● F021B1FA006	● F021B2FA006	● F021B3FA006	● F021B4FA006
● F021B1FA012	● F021B2FA012	● F021B3FA012	● F021B4FA012
● F021B1FA018	● F021B2FA018	● F021B3FA018	● F021B4FA018
● F021B1FA030	● F021B2FA030	● F021B3FA030	● F021B4FA030
● F021B1FA033	● F021B2FA033	● F021B3FA033	● F021B4FA033

3Continuous Line I/O H₂O Stop Fast Connect - Schema elettrico n.9 page 647 / Wiring diagram n.9 page 647

2200K	2700K	3000K	4000K
○ F021C1FA001	○ F021C2FA001	○ F021C3FA001	○ F021C4FA001
● F021C1FA006	● F021C2FA006	● F021C3FA006	● F021C4FA006
● F021C1FA012	● F021C2FA012	● F021C3FA012	● F021C4FA012
● F021C1FA018	● F021C2FA018	● F021C3FA018	● F021C4FA018
● F021C1FA030	● F021C2FA030	● F021C3FA030	● F021C4FA030
● F021C1FA033	● F021C2FA033	● F021C3FA033	● F021C4FA033

1Standard - Schema elettrico n.7 page 647 / Wiring diagram n.7 page 647

2200K	2700K	3000K	4000K
○ F021A1KA001	○ F021A2KA001	○ F021A3KA001	○ F021A4KA001
● F021A1KA006	● F021A2KA006	● F021A3KA006	● F021A4KA006
● F021A1KA012	● F021A2KA012	● F021A3KA012	● F021A4KA012
● F021A1KA018	● F021A2KA018	● F021A3KA018	● F021A4KA018
● F021A1KA030	● F021A2KA030	● F021A3KA030	● F021A4KA030
● F021A1KA033	● F021A2KA033	● F021A3KA033	● F021A4KA033



@4000K

Beam Angle: 90°


	h(m)	E(ft)	D(m)
1	424	1.74	
2	106	3.49	
3	47	5.23	
4	26	6.98	
5	17	8.72	

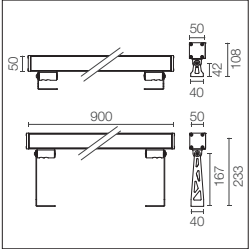
2Quick Install I H₂O Stop Fast Connect - Schema elettrico n.8 page 647 / Wiring diagram n.8 page 647




2200K	2700K	3000K	4000K
○ F021B1KA001	○ F021B2KA001	○ F021B3KA001	○ F021B4KA001
● F021B1KA006	● F021B2KA006	● F021B3KA006	● F021B4KA006
● F021B1KA012	● F021B2KA012	● F021B3KA012	● F021B4KA012
● F021B1KA018	● F021B2KA018	● F021B3KA018	● F021B4KA018
● F021B1KA030	● F021B2KA030	● F021B3KA030	● F021B4KA030
● F021B1KA033	● F021B2KA033	● F021B3KA033	● F021B4KA033




3Continuous Line I/O H₂O Stop Fast Connect - Schema elettrico n.9 page 647 / Wiring diagram n.9 page 647

2200K	2700K	3000K	4000K
○ F021C1KA001	○ F021C2KA001	○ F021C3KA001	○ F021C4KA001
● F021C1KA006	● F021C2KA006	● F021C3KA006	● F021C4KA006
● F021C1KA012	● F021C2KA012	● F021C3KA012	● F021C4KA012
● F021C1KA018	● F021C2KA018	● F021C3KA018	● F021C4KA018
● F021C1KA030	● F021C2KA030	● F021C3KA030	● F021C4KA030
● F021C1KA033	● F021C2KA033	● F021C3KA033	● F021C4KA033









Alimentazione elettrica 220/240V integrata. Staffe di installazione da ordinare separatamente. Vetro trasparente extra chiaro, esclusa versione DIFFUSED con vetro sabbiato. A richiesta versione SMART (potenza 15,5W - flusso - 30% lm).

Integrated 220/240V power supply. Installation brackets, to be ordered separately. Extra clear transparent glass, excluding the DIFFUSE version with sandblasted glass. SMART version available upon request (power 15,5W - flux -30% lm).

Power Led: 20W - 2504 lm ≠ *FIXT 2054 lm - 2700K/CRI 80 - 220-240V / 20W - 2593 lm ≠ *FIXT 2127 lm - 3000K/CRI 80 - 220-240V / 20W - 2683 lm ≠ *FIXT 2201 lm - 4000K/CRI 80 - 220-240V
*FIXT lm = Medium Optic

1Standard - Schema elettrico n.7 page 647 / Wiring diagram n.7 page 647

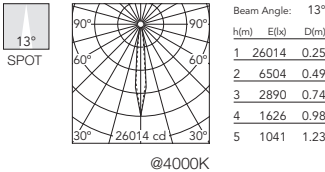
- 2200K**

 - F021A13A001
 - F021A13A006
 - F021A13A012
 - F021A13A018
 - F021A13A030
 - F021A13A033
- 2700K**

 - F021A23A001
 - F021A23A006
 - F021A23A012
 - F021A23A018
 - F021A23A030
 - F021A23A033
- 3000K**

 - F021A33A001
 - F021A33A006
 - F021A33A012
 - F021A33A018
 - F021A33A030
 - F021A33A033
- 4000K**

 - F021A43A001
 - F021A43A006
 - F021A43A012
 - F021A43A018
 - F021A43A030
 - F021A43A033



2Quick Install I H₂O Stop Fast Connect - Schema elettrico n.8 page 647 / Wiring diagram n.8 page 647

- 2200K**

 - F021B13A001
 - F021B13A006
 - F021B13A012
 - F021B13A018
 - F021B13A030
 - F021B13A033
- 2700K**

 - F021B23A001
 - F021B23A006
 - F021B23A012
 - F021B23A018
 - F021B23A030
 - F021B23A033
- 3000K**

 - F021B33A001
 - F021B33A006
 - F021B33A012
 - F021B33A018
 - F021B33A030
 - F021B33A033
- 4000K**

 - F021B43A001
 - F021B43A006
 - F021B43A012
 - F021B43A018
 - F021B43A030
 - F021B43A033

3Continuous Line I/O H₂O Stop Fast Connect - Schema elettrico n.9 page 647 / Wiring diagram n.9 page 647

- 2200K**

 - F021C13A001
 - F021C13A006
 - F021C13A012
 - F021C13A018
 - F021C13A030
 - F021C13A033
- 2700K**

 - F021C23A001
 - F021C23A006
 - F021C23A012
 - F021C23A018
 - F021C23A030
 - F021C23A033
- 3000K**

 - F021C33A001
 - F021C33A006
 - F021C33A012
 - F021C33A018
 - F021C33A030
 - F021C33A033
- 4000K**

 - F021C43A001
 - F021C43A006
 - F021C43A012
 - F021C43A018
 - F021C43A030
 - F021C43A033

1Standard - Schema elettrico n.7 page 647 / Wiring diagram n.7 page 647

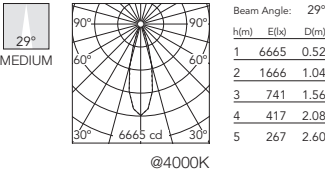
- 2200K**

 - F021A17A001
 - F021A17A006
 - F021A17A012
 - F021A17A018
 - F021A17A030
 - F021A17A033
- 2700K**

 - F021A27A001
 - F021A27A006
 - F021A27A012
 - F021A27A018
 - F021A27A030
 - F021A27A033
- 3000K**

 - F021A37A001
 - F021A37A006
 - F021A37A012
 - F021A37A018
 - F021A37A030
 - F021A37A033
- 4000K**

 - F021A47A001
 - F021A47A006
 - F021A47A012
 - F021A47A018
 - F021A47A030
 - F021A47A033



2Quick Install I H₂O Stop Fast Connect - Schema elettrico n.8 page 647 / Wiring diagram n.8 page 647

- 2200K**

 - F021B17A001
 - F021B17A006
 - F021B17A012
 - F021B17A018
 - F021B17A030
 - F021B17A033
- 2700K**

 - F021B27A001
 - F021B27A006
 - F021B27A012
 - F021B27A018
 - F021B27A030
 - F021B27A033
- 3000K**

 - F021B37A001
 - F021B37A006
 - F021B37A012
 - F021B37A018
 - F021B37A030
 - F021B37A033
- 4000K**

 - F021B47A001
 - F021B47A006
 - F021B47A012
 - F021B47A018
 - F021B47A030
 - F021B47A033

3Continuous Line I/O H₂O Stop Fast Connect - Schema elettrico n.9 page 647 / Wiring diagram n.9 page 647

- 2200K**

 - F021C17A001
 - F021C17A006
 - F021C17A012
 - F021C17A018
 - F021C17A030
 - F021C17A033
- 2700K**

 - F021C27A001
 - F021C27A006
 - F021C27A012
 - F021C27A018
 - F021C27A030
 - F021C27A033
- 3000K**

 - F021C37A001
 - F021C37A006
 - F021C37A012
 - F021C37A018
 - F021C37A030
 - F021C37A033
- 4000K**

 - F021C47A001
 - F021C47A006
 - F021C47A012
 - F021C47A018
 - F021C47A030
 - F021C47A033

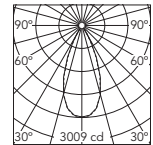
¹Standard Version: spezzone di cavo in uscita 1000 mm (accessori per collegamento da ordinare) / 1000 mm lenght prewired cable (connecting accessory to be separately ordered).

²Quick Install In H₂O Stop Version: connettore H₂O Stop Plug&Play preinstallato per connessione rapida (accessori per collegamento da ordinare) / Prewired H₂O Stop Plug&Play connector for an easy/rapid connection (connecting accessory to be ordered separately).

³Continuous Line In/Out H₂O Stop Version: connettori H₂O Stop Plug&Play preinstallati per connessione in linea (accessori per collegamento da ordinare) / Prewired H₂O Stop Plug&Play connectors for an easy in line connection (connecting accessory to be ordered separately).

1Standard - Schema elettrico n.7 page 647 / Wiring diagram n.7 page 647

2200K	2700K	3000K	4000K
○ F021A1CA001	○ F021A2CA001	○ F021A3CA001	○ F021A4CA001
● F021A1CA006	● F021A2CA006	● F021A3CA006	● F021A4CA006
● F021A1CA012	● F021A2CA012	● F021A3CA012	● F021A4CA012
● F021A1CA018	● F021A2CA018	● F021A3CA018	● F021A4CA018
● F021A1CA030	● F021A2CA030	● F021A3CA030	● F021A4CA030
● F021A1CA033	● F021A2CA033	● F021A3CA033	● F021A4CA033



@4000K

Beam Angle: 44°

	h(m)	E(lx)	D(m)
1	3009	0.81	
2	752	1.63	
3	334	2.44	
4	188	3.26	
5	120	4.07	

2Quick Install I H₂O Stop Fast Connect - Schema elettrico n.8 page 647 / Wiring diagram n.8 page 647

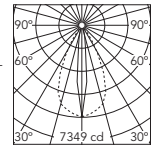
2200K	2700K	3000K	4000K
○ F021B1CA001	○ F021B2CA001	○ F021B3CA001	○ F021B4CA001
● F021B1CA006	● F021B2CA006	● F021B3CA006	● F021B4CA006
● F021B1CA012	● F021B2CA012	● F021B3CA012	● F021B4CA012
● F021B1CA018	● F021B2CA018	● F021B3CA018	● F021B4CA018
● F021B1CA030	● F021B2CA030	● F021B3CA030	● F021B4CA030
● F021B1CA033	● F021B2CA033	● F021B3CA033	● F021B4CA033

3Continuous Line I/O H₂O Stop Fast Connect - Schema elettrico n.9 page 647 / Wiring diagram n.9 page 647

2200K	2700K	3000K	4000K
○ F021C1CA001	○ F021C2CA001	○ F021C3CA001	○ F021C4CA001
● F021C1CA006	● F021C2CA006	● F021C3CA006	● F021C4CA006
● F021C1CA012	● F021C2CA012	● F021C3CA012	● F021C4CA012
● F021C1CA018	● F021C2CA018	● F021C3CA018	● F021C4CA018
● F021C1CA030	● F021C2CA030	● F021C3CA030	● F021C4CA030
● F021C1CA033	● F021C2CA033	● F021C3CA033	● F021C4CA033

1Standard - Schema elettrico n.7 page 647 / Wiring diagram n.7 page 647

2200K	2700K	3000K	4000K
○ F021A1GA001	○ F021A2GA001	○ F021A3GA001	○ F021A4GA001
● F021A1GA006	● F021A2GA006	● F021A3GA006	● F021A4GA006
● F021A1GA012	● F021A2GA012	● F021A3GA012	● F021A4GA012
● F021A1GA018	● F021A2GA018	● F021A3GA018	● F021A4GA018
● F021A1GA030	● F021A2GA030	● F021A3GA030	● F021A4GA030
● F021A1GA033	● F021A2GA033	● F021A3GA033	● F021A4GA033



@4000K

Beam Angle: 53°

	h(m)	E(lx)	D(m)
1	7349	0.22	
2	1837	0.44	
3	817	0.66	
4	459	0.88	
5	294	1.10	

2Quick Install I H₂O Stop Fast Connect - Schema elettrico n.8 page 647 / Wiring diagram n.8 page 647

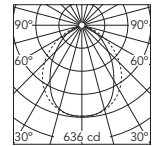
2200K	2700K	3000K	4000K
○ F021B1GA001	○ F021B2GA001	○ F021B3GA001	○ F021B4GA001
● F021B1GA006	● F021B2GA006	● F021B3GA006	● F021B4GA006
● F021B1GA012	● F021B2GA012	● F021B3GA012	● F021B4GA012
● F021B1GA018	● F021B2GA018	● F021B3GA018	● F021B4GA018
● F021B1GA030	● F021B2GA030	● F021B3GA030	● F021B4GA030
● F021B1GA033	● F021B2GA033	● F021B3GA033	● F021B4GA033

3Continuous Line I/O H₂O Stop Fast Connect - Schema elettrico n.9 page 647 / Wiring diagram n.9 page 647

2200K	2700K	3000K	4000K
○ F021C1GA001	○ F021C2GA001	○ F021C3GA001	○ F021C4GA001
● F021C1GA006	● F021C2GA006	● F021C3GA006	● F021C4GA006
● F021C1GA012	● F021C2GA012	● F021C3GA012	● F021C4GA012
● F021C1GA018	● F021C2GA018	● F021C3GA018	● F021C4GA018
● F021C1GA030	● F021C2GA030	● F021C3GA030	● F021C4GA030
● F021C1GA033	● F021C2GA033	● F021C3GA033	● F021C4GA033

1Standard - Schema elettrico n.7 page 647 / Wiring diagram n.7 page 647

2200K	2700K	3000K	4000K
○ F021A1LA001	○ F021A2LA001	○ F021A3LA001	○ F021A4LA001
● F021A1LA006	● F021A2LA006	● F021A3LA006	● F021A4LA006
● F021A1LA012	● F021A2LA012	● F021A3LA012	● F021A4LA012
● F021A1LA018	● F021A2LA018	● F021A3LA018	● F021A4LA018
● F021A1LA030	● F021A2LA030	● F021A3LA030	● F021A4LA030
● F021A1LA033	● F021A2LA033	● F021A3LA033	● F021A4LA033



@4000K

Beam Angle: 90°

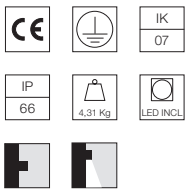
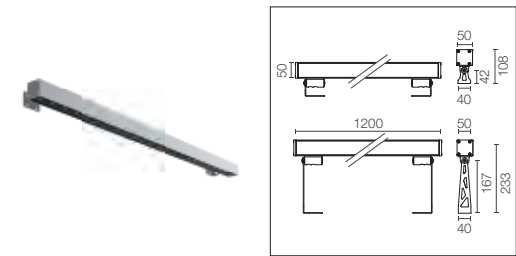
	h(m)	E(lx)	D(m)
1	636	1.74	
2	159	3.49	
3	71	5.23	
4	40	6.98	
5	25	8.72	

2Quick Install I H₂O Stop Fast Connect - Schema elettrico n.8 page 647 / Wiring diagram n.8 page 647

2200K	2700K	3000K	4000K
○ F021B1LA001	○ F021B2LA001	○ F021B3LA001	○ F021B4LA001
● F021B1LA006	● F021B2LA006	● F021B3LA006	● F021B4LA006
● F021B1LA012	● F021B2LA012	● F021B3LA012	● F021B4LA012
● F021B1LA018	● F021B2LA018	● F021B3LA018	● F021B4LA018
● F021B1LA030	● F021B2LA030	● F021B3LA030	● F021B4LA030
● F021B1LA033	● F021B2LA033	● F021B3LA033	● F021B4LA033

3Continuous Line I/O H₂O Stop Fast Connect - Schema elettrico n.9 page 647 / Wiring diagram n.9 page 647

2200K	2700K	3000K	4000K
○ F021C1LA001	○ F021C2LA001	○ F021C3LA001	○ F021C4LA001
● F021C1LA006	● F021C2LA006	● F021C3LA006	● F021C4LA006
● F021C1LA012	● F021C2LA012	● F021C3LA012	● F021C4LA012
● F021C1LA018	● F021C2LA018	● F021C3LA018	● F021C4LA018
● F021C1LA030	● F021C2LA030	● F021C3LA030	● F021C4LA030
● F021C1LA033	● F021C2LA033	● F021C3LA033	● F021C4LA033



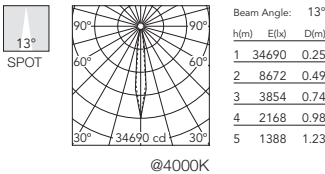
Alimentazione elettrica 220/240V integrata. Staffe di installazione da ordinare separatamente. Vetro trasparente extra chiaro, esclusa versione DIFFUSED con vetro sabbato. A richiesta versione SMART (potenza 18,5W - flusso -30% lm).

Integrated 220/240V power supply. Installation brackets, to be ordered separately. Extra clear transparent glass, excluding the DIFFUSE version with sandblasted glass. SMART version available upon request (power 18,5W - flux -30% lm).

Power Led: 27W - 3338 lm ≠ *FIXT 2739 lm - 2700K/CRI 80 - 220-240V / 27W - 3458 lm ≠ *FIXT 2836 lm - 3000K/CRI 80 - 220-240V / 27W - 3577 lm ≠ *FIXT 2934 lm - 4000K/CRI 80 - 220-240V
*FIXT lm = Medium Optic

1Standard - Schema elettrico n.7 page 647 / Wiring diagram n.7 page 647

- | | | | |
|---------------|---------------|---------------|---------------|
| 2200K | 2700K | 3000K | 4000K |
| ○ F021A14A001 | ○ F021A24A001 | ○ F021A34A001 | ○ F021A44A001 |
| ● F021A14A006 | ● F021A24A006 | ● F021A34A006 | ● F021A44A006 |
| ● F021A14A012 | ● F021A24A012 | ● F021A34A012 | ● F021A44A012 |
| ● F021A14A018 | ● F021A24A018 | ● F021A34A018 | ● F021A44A018 |
| ● F021A14A030 | ● F021A24A030 | ● F021A34A030 | ● F021A44A030 |
| ● F021A14A033 | ● F021A24A033 | ● F021A34A033 | ● F021A44A033 |



2Quick Install I H₂O Stop Fast Connect - Schema elettrico n.8 page 647 / Wiring diagram n.8 page 647

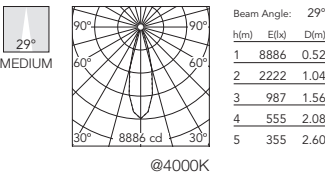
- | | | | |
|---------------|---------------|---------------|---------------|
| 2200K | 2700K | 3000K | 4000K |
| ○ F021B14A001 | ○ F021B24A001 | ○ F021B34A001 | ○ F021B44A001 |
| ● F021B14A006 | ● F021B24A006 | ● F021B34A006 | ● F021B44A006 |
| ● F021B14A012 | ● F021B24A012 | ● F021B34A012 | ● F021B44A012 |
| ● F021B14A018 | ● F021B24A018 | ● F021B34A018 | ● F021B44A018 |
| ● F021B14A030 | ● F021B24A030 | ● F021B34A030 | ● F021B44A030 |
| ● F021B14A033 | ● F021B24A033 | ● F021B34A033 | ● F021B44A033 |

3Continuous Line I/O H₂O Stop Fast Connect - Schema elettrico n.9 page 647 / Wiring diagram n.9 page 647

- | | | | |
|---------------|---------------|---------------|---------------|
| 2200K | 2700K | 3000K | 4000K |
| ○ F021C14A001 | ○ F021C24A001 | ○ F021C34A001 | ○ F021C44A001 |
| ● F021C14A006 | ● F021C24A006 | ● F021C34A006 | ● F021C44A006 |
| ● F021C14A012 | ● F021C24A012 | ● F021C34A012 | ● F021C44A012 |
| ● F021C14A018 | ● F021C24A018 | ● F021C34A018 | ● F021C44A018 |
| ● F021C14A030 | ● F021C24A030 | ● F021C34A030 | ● F021C44A030 |
| ● F021C14A033 | ● F021C24A033 | ● F021C34A033 | ● F021C44A033 |

1Standard - Schema elettrico n.7 page 647 / Wiring diagram n.7 page 647

- | | | | |
|---------------|---------------|---------------|---------------|
| 2200K | 2700K | 3000K | 4000K |
| ○ F021A18A001 | ○ F021A28A001 | ○ F021A38A001 | ○ F021A48A001 |
| ● F021A18A006 | ● F021A28A006 | ● F021A38A006 | ● F021A48A006 |
| ● F021A18A012 | ● F021A28A012 | ● F021A38A012 | ● F021A48A012 |
| ● F021A18A018 | ● F021A28A018 | ● F021A38A018 | ● F021A48A018 |
| ● F021A18A030 | ● F021A28A030 | ● F021A38A030 | ● F021A48A030 |
| ● F021A18A033 | ● F021A28A033 | ● F021A38A033 | ● F021A48A033 |



2Quick Install I H₂O Stop Fast Connect - Schema elettrico n.8 page 647 / Wiring diagram n.8 page 647

- | | | | |
|---------------|---------------|---------------|---------------|
| 2200K | 2700K | 3000K | 4000K |
| ○ F021B18A001 | ○ F021B28A001 | ○ F021B38A001 | ○ F021B48A001 |
| ● F021B18A006 | ● F021B28A006 | ● F021B38A006 | ● F021B48A006 |
| ● F021B18A012 | ● F021B28A012 | ● F021B38A012 | ● F021B48A012 |
| ● F021B18A018 | ● F021B28A018 | ● F021B38A018 | ● F021B48A018 |
| ● F021B18A030 | ● F021B28A030 | ● F021B38A030 | ● F021B48A030 |
| ● F021B18A033 | ● F021B28A033 | ● F021B38A033 | ● F021B48A033 |

3Continuous Line I/O H₂O Stop Fast Connect - Schema elettrico n.9 page 647 / Wiring diagram n.9 page 647

- | | | | |
|---------------|---------------|---------------|---------------|
| 2200K | 2700K | 3000K | 4000K |
| ○ F021C18A001 | ○ F021C28A001 | ○ F021C38A001 | ○ F021C48A001 |
| ● F021C18A006 | ● F021C28A006 | ● F021C38A006 | ● F021C48A006 |
| ● F021C18A012 | ● F021C28A012 | ● F021C38A012 | ● F021C48A012 |
| ● F021C18A018 | ● F021C28A018 | ● F021C38A018 | ● F021C48A018 |
| ● F021C18A030 | ● F021C28A030 | ● F021C38A030 | ● F021C48A030 |
| ● F021C18A033 | ● F021C28A033 | ● F021C38A033 | ● F021C48A033 |

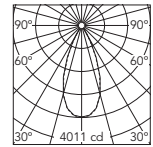
¹Standard Version: spezzone di cavo in uscita 1000 mm (accessori per collegamento da ordinare) / 1000 mm lenght prewired cable (connecting accessory to be separately ordered).

²Quick Install In H₂O Stop Version: connettore H₂O Stop Plug&Play preinstallato per connessione rapida (accessori per collegamento da ordinare) / Prewired H₂O Stop Plug&Play connector for an easy/rapid connection (connecting accessory to be ordered separately).

³Continuous Line In/Out H₂O Stop Version: connettori H₂O Stop Plug&Play preinstallati per connessione in linea (accessori per collegamento da ordinare) / Prewired H₂O Stop Plug&Play connectors for an easy in line connection (connecting accessory to be ordered separately).

1Standard - Schema elettrico n.7 page 647 / Wiring diagram n.7 page 647

2200K	2700K	3000K	4000K
○ F021A1DA001	○ F021A2DA001	○ F021A3DA001	○ F021A4DA001
● F021A1DA006	● F021A2DA006	● F021A3DA006	● F021A4DA006
● F021A1DA012	● F021A2DA012	● F021A3DA012	● F021A4DA012
● F021A1DA018	● F021A2DA018	● F021A3DA018	● F021A4DA018
● F021A1DA030	● F021A2DA030	● F021A3DA030	● F021A4DA030
● F021A1DA033	● F021A2DA033	● F021A3DA033	● F021A4DA033



@4000K

Beam Angle: 44°

h(m)	E(lx)	D(m)
1	4011	0.81
2	1003	1.63
3	446	2.44
4	251	3.26
5	160	4.07

2Quick Install I H₂O Stop Fast Connect - Schema elettrico n.8 page 647 / Wiring diagram n.8 page 647

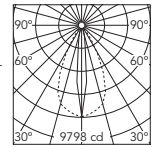
2200K	2700K	3000K	4000K
○ F021B1DA001	○ F021B2DA001	○ F021B3DA001	○ F021B4DA001
● F021B1DA006	● F021B2DA006	● F021B3DA006	● F021B4DA006
● F021B1DA012	● F021B2DA012	● F021B3DA012	● F021B4DA012
● F021B1DA018	● F021B2DA018	● F021B3DA018	● F021B4DA018
● F021B1DA030	● F021B2DA030	● F021B3DA030	● F021B4DA030
● F021B1DA033	● F021B2DA033	● F021B3DA033	● F021B4DA033

3Continuous Line I/O H₂O Stop Fast Connect - Schema elettrico n.9 page 647 / Wiring diagram n.9 page 647

2200K	2700K	3000K	4000K
○ F021C1DA001	○ F021C2DA001	○ F021C3DA001	○ F021C4DA001
● F021C1DA006	● F021C2DA006	● F021C3DA006	● F021C4DA006
● F021C1DA012	● F021C2DA012	● F021C3DA012	● F021C4DA012
● F021C1DA018	● F021C2DA018	● F021C3DA018	● F021C4DA018
● F021C1DA030	● F021C2DA030	● F021C3DA030	● F021C4DA030
● F021C1DA033	● F021C2DA033	● F021C3DA033	● F021C4DA033

1Standard - Schema elettrico n.7 page 647 / Wiring diagram n.7 page 647

2200K	2700K	3000K	4000K
○ F021A1HA001	○ F021A2HA001	○ F021A3HA001	○ F021A4HA001
● F021A1HA006	● F021A2HA006	● F021A3HA006	● F021A4HA006
● F021A1HA012	● F021A2HA012	● F021A3HA012	● F021A4HA012
● F021A1HA018	● F021A2HA018	● F021A3HA018	● F021A4HA018
● F021A1HA030	● F021A2HA030	● F021A3HA030	● F021A4HA030
● F021A1HA033	● F021A2HA033	● F021A3HA033	● F021A4HA033



@4000K

Beam Angle: 53°

h(m)	E(lx)	D(m)
1	9798	0.22
2	2450	0.44
3	1089	0.66
4	612	0.88
5	392	1.10

2Quick Install I H₂O Stop Fast Connect - Schema elettrico n.8 page 647 / Wiring diagram n.8 page 647

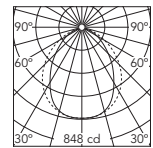
2200K	2700K	3000K	4000K
○ F021B1HA001	○ F021B2HA001	○ F021B3HA001	○ F021B4HA001
● F021B1HA006	● F021B2HA006	● F021B3HA006	● F021B4HA006
● F021B1HA012	● F021B2HA012	● F021B3HA012	● F021B4HA012
● F021B1HA018	● F021B2HA018	● F021B3HA018	● F021B4HA018
● F021B1HA030	● F021B2HA030	● F021B3HA030	● F021B4HA030
● F021B1HA033	● F021B2HA033	● F021B3HA033	● F021B4HA033

3Continuous Line I/O H₂O Stop Fast Connect - Schema elettrico n.9 page 647 / Wiring diagram n.9 page 647

2200K	2700K	3000K	4000K
○ F021C1HA001	○ F021C2HA001	○ F021C3HA001	○ F021C4HA001
● F021C1HA006	● F021C2HA006	● F021C3HA006	● F021C4HA006
● F021C1HA012	● F021C2HA012	● F021C3HA012	● F021C4HA012
● F021C1HA018	● F021C2HA018	● F021C3HA018	● F021C4HA018
● F021C1HA030	● F021C2HA030	● F021C3HA030	● F021C4HA030
● F021C1HA033	● F021C2HA033	● F021C3HA033	● F021C4HA033

1Standard - Schema elettrico n.7 page 647 / Wiring diagram n.7 page 647

2200K	2700K	3000K	4000K
○ F021A1MA001	○ F021A2MA001	○ F021A3MA001	○ F021A4MA001
● F021A1MA006	● F021A2MA006	● F021A3MA006	● F021A4MA006
● F021A1MA012	● F021A2MA012	● F021A3MA012	● F021A4MA012
● F021A1MA018	● F021A2MA018	● F021A3MA018	● F021A4MA018
● F021A1MA030	● F021A2MA030	● F021A3MA030	● F021A4MA030
● F021A1MA033	● F021A2MA033	● F021A3MA033	● F021A4MA033



@4000K

Beam Angle: 90°

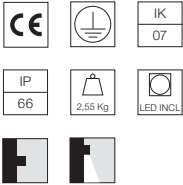
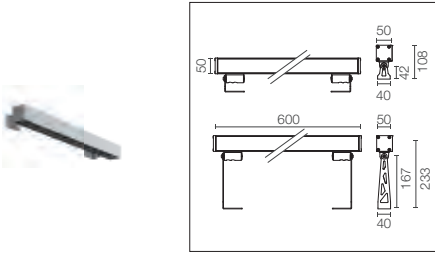
h(m)	E(lx)	D(m)
1	848	1.74
2	212	3.49
3	94	5.23
4	53	6.98
5	34	8.72

2Quick Install I H₂O Stop Fast Connect - Schema elettrico n.8 page 647 / Wiring diagram n.8 page 647

2200K	2700K	3000K	4000K
○ F021B1MA001	○ F021B2MA001	○ F021B3MA001	○ F021B4MA001
● F021B1MA006	● F021B2MA006	● F021B3MA006	● F021B4MA006
● F021B1MA012	● F021B2MA012	● F021B3MA012	● F021B4MA012
● F021B1MA018	● F021B2MA018	● F021B3MA018	● F021B4MA018
● F021B1MA030	● F021B2MA030	● F021B3MA030	● F021B4MA030
● F021B1MA033	● F021B2MA033	● F021B3MA033	● F021B4MA033

3Continuous Line I/O H₂O Stop Fast Connect - Schema elettrico n.9 page 647 / Wiring diagram n.9 page 647

2200K	2700K	3000K	4000K
○ F021C1MA001	○ F021C2MA001	○ F021C3MA001	○ F021C4MA001
● F021C1MA006	● F021C2MA006	● F021C3MA006	● F021C4MA006
● F021C1MA012	● F021C2MA012	● F021C3MA012	● F021C4MA012
● F021C1MA018	● F021C2MA018	● F021C3MA018	● F021C4MA018
● F021C1MA030	● F021C2MA030	● F021C3MA030	● F021C4MA030
● F021C1MA033	● F021C2MA033	● F021C3MA033	● F021C4MA033



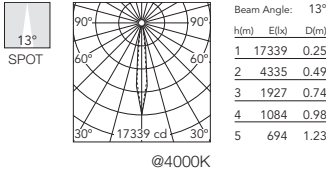
Alimentazione elettrica 120/240V integrata. Staffe di installazione da ordinare separatamente. Vetro trasparente extra chiaro, esclusa versione DIFFUSED con vetro sabbiato.
A richiesta versione SMART dimmerabile DALI (potenza 7W - flusso -50% lm). A richiesta versione dimmerabile 1-10V.

Integrated 120/240V power supply. Installation brackets, to be ordered separately. Extra clear transparent glass, excluding the DIFFUSE version with sandblasted glass.
SMART dimmable DALI version available upon request (power 7W - flux -50% lm). 1-10V dimmable version upon request.

Power Led: 14,5W - 1669 lm ≠ *FIXT 1369 lm - 2700K/CRI 80 - 120-240V / 14,5W - 1729 lm ≠ *FIXT 1418 lm - 3000K/CRI 80 - 120-240V / 14,5W - 1788 lm ≠ *FIXT 1467 lm - 4000K/CRI 80 -120-240V
*FIXT lm = Medium Optic

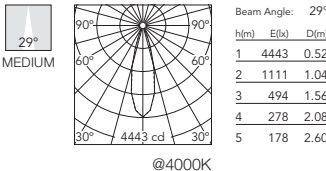
2Quick Install I H₂O Stop Fast Connect - Schema elettrico n.10 page 648 / Wiring diagram n.10 page 648

- | | | | |
|---------------|---------------|---------------|---------------|
| 2200K | 2700K | 3000K | 4000K |
| ○ F021B12D001 | ○ F021B22D001 | ○ F021B32D001 | ○ F021B42D001 |
| ● F021B12D006 | ● F021B22D006 | ● F021B32D006 | ● F021B42D006 |
| ● F021B12D012 | ● F021B22D012 | ● F021B32D012 | ● F021B42D012 |
| ● F021B12D018 | ● F021B22D018 | ● F021B32D018 | ● F021B42D018 |
| ● F021B12D030 | ● F021B22D030 | ● F021B32D030 | ● F021B42D030 |
| ● F021B12D033 | ● F021B22D033 | ● F021B32D033 | ● F021B42D033 |



3Continuous Line I/O H₂O Stop Fast Connect - Schema elettrico n.11 page 648 / Wiring diagram n.11 page 648

- | | | | |
|---------------|---------------|---------------|---------------|
| 2200K | 2700K | 3000K | 4000K |
| ○ F021C12D001 | ○ F021C22D001 | ○ F021C32D001 | ○ F021C42D001 |
| ● F021C12D006 | ● F021C22D006 | ● F021C32D006 | ● F021C42D006 |
| ● F021C12D012 | ● F021C22D012 | ● F021C32D012 | ● F021C42D012 |
| ● F021C12D018 | ● F021C22D018 | ● F021C32D018 | ● F021C42D018 |
| ● F021C12D030 | ● F021C22D030 | ● F021C32D030 | ● F021C42D030 |
| ● F021C12D033 | ● F021C22D033 | ● F021C32D033 | ● F021C42D033 |



2Quick Install I H₂O Stop Fast Connect - Schema elettrico n.10 page 648 / Wiring diagram n.10 page 648

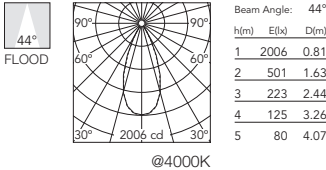
- | | | | |
|---------------|---------------|---------------|---------------|
| 2200K | 2700K | 3000K | 4000K |
| ○ F021B16D001 | ○ F021B26D001 | ○ F021B36D001 | ○ F021B46D001 |
| ● F021B16D006 | ● F021B26D006 | ● F021B36D006 | ● F021B46D006 |
| ● F021B16D012 | ● F021B26D012 | ● F021B36D012 | ● F021B46D012 |
| ● F021B16D018 | ● F021B26D018 | ● F021B36D018 | ● F021B46D018 |
| ● F021B16D030 | ● F021B26D030 | ● F021B36D030 | ● F021B46D030 |
| ● F021B16D033 | ● F021B26D033 | ● F021B36D033 | ● F021B46D033 |

3Continuous Line I/O H₂O Stop Fast Connect - Schema elettrico n.11 page 648 / Wiring diagram n.11 page 648

- | | | | |
|---------------|---------------|---------------|---------------|
| 2200K | 2700K | 3000K | 4000K |
| ○ F021C16D001 | ○ F021C26D001 | ○ F021C36D001 | ○ F021C46D001 |
| ● F021C16D006 | ● F021C26D006 | ● F021C36D006 | ● F021C46D006 |
| ● F021C16D012 | ● F021C26D012 | ● F021C36D012 | ● F021C46D012 |
| ● F021C16D018 | ● F021C26D018 | ● F021C36D018 | ● F021C46D018 |
| ● F021C16D030 | ● F021C26D030 | ● F021C36D030 | ● F021C46D030 |
| ● F021C16D033 | ● F021C26D033 | ● F021C36D033 | ● F021C46D033 |

2Quick Install I H₂O Stop Fast Connect - Schema elettrico n.10 page 648 / Wiring diagram n.10 page 648

- | | | | |
|---------------|---------------|---------------|---------------|
| 2200K | 2700K | 3000K | 4000K |
| ○ F021B1BD001 | ○ F021B2BD001 | ○ F021B3BD001 | ○ F021B4BD001 |
| ● F021B1BD006 | ● F021B2BD006 | ● F021B3BD006 | ● F021B4BD006 |
| ● F021B1BD012 | ● F021B2BD012 | ● F021B3BD012 | ● F021B4BD012 |
| ● F021B1BD018 | ● F021B2BD018 | ● F021B3BD018 | ● F021B4BD018 |
| ● F021B1BD030 | ● F021B2BD030 | ● F021B3BD030 | ● F021B4BD030 |
| ● F021B1BD033 | ● F021B2BD033 | ● F021B3BD033 | ● F021B4BD033 |



3Continuous Line I/O H₂O Stop Fast Connect - Schema elettrico n.11 page 648 / Wiring diagram n.11 page 648

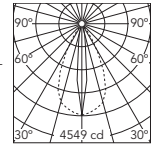
- | | | | |
|---------------|---------------|---------------|---------------|
| 2200K | 2700K | 3000K | 4000K |
| ○ F021C1BD001 | ○ F021C2BD001 | ○ F021C3BD001 | ○ F021C4BD001 |
| ● F021C1BD006 | ● F021C2BD006 | ● F021C3BD006 | ● F021C4BD006 |
| ● F021C1BD012 | ● F021C2BD012 | ● F021C3BD012 | ● F021C4BD012 |
| ● F021C1BD018 | ● F021C2BD018 | ● F021C3BD018 | ● F021C4BD018 |
| ● F021C1BD030 | ● F021C2BD030 | ● F021C3BD030 | ● F021C4BD030 |
| ● F021C1BD033 | ● F021C2BD033 | ● F021C3BD033 | ● F021C4BD033 |

²Quick Install In H₂O Stop Version: connettore H₂O Stop Plug&Play preinstallato per connessione rapida (accessori per collegamento da ordinare) / Prewired H₂O Stop Plug&Play connector for an easy/rapid connection (connecting accessory to be ordered separately).

³Continuous Line In/Out H₂O Stop Version: connettori H₂O Stop Plug&Play preinstallati per connessione in linea (accessori per collegamento da ordinare) / Prewired H₂O Stop Plug&Play connectors for an easy in line connection (connecting accessory to be ordered separately).

2Quick Install I H₂O Stop Fast Connect - Schema elettrico n.10 page 648 / Wiring diagram n.10 page 648

2200K	2700K	3000K	4000K
○ F021B1FD001	○ F021B2FD001	○ F021B3FD001	○ F021B4FD001
● F021B1FD006	● F021B2FD006	● F021B3FD006	● F021B4FD006
● F021B1FD012	● F021B2FD012	● F021B3FD012	● F021B4FD012
● F021B1FD018	● F021B2FD018	● F021B3FD018	● F021B4FD018
● F021B1FD030	● F021B2FD030	● F021B3FD030	● F021B4FD030
● F021B1FD033	● F021B2FD033	● F021B3FD033	● F021B4FD033



Beam Angle: 53°

	h(m)	E(lx)	D(m)
1	4549	0.22	
2	1137	0.44	
3	505	0.66	
4	284	0.88	
5	182	1.10	

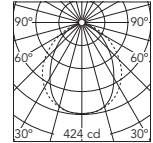
@4000K

3Continuous Line I/O H₂O Stop Fast Connect - Schema elettrico n.11 page 648 / Wiring diagram n.11 page 648

2200K	2700K	3000K	4000K
○ F021C1FD001	○ F021C2FD001	○ F021C3FD001	○ F021C4FD001
● F021C1FD006	● F021C2FD006	● F021C3FD006	● F021C4FD006
● F021C1FD012	● F021C2FD012	● F021C3FD012	● F021C4FD012
● F021C1FD018	● F021C2FD018	● F021C3FD018	● F021C4FD018
● F021C1FD030	● F021C2FD030	● F021C3FD030	● F021C4FD030
● F021C1FD033	● F021C2FD033	● F021C3FD033	● F021C4FD033

2Quick Install I H₂O Stop Fast Connect - Schema elettrico n.10 page 648 / Wiring diagram n.10 page 648

2200K	2700K	3000K	4000K
○ F021B1KD001	○ F021B2KD001	○ F021B3KD001	○ F021B4KD001
● F021B1KD006	● F021B2KD006	● F021B3KD006	● F021B4KD006
● F021B1KD012	● F021B2KD012	● F021B3KD012	● F021B4KD012
● F021B1KD018	● F021B2KD018	● F021B3KD018	● F021B4KD018
● F021B1KD030	● F021B2KD030	● F021B3KD030	● F021B4KD030
● F021B1KD033	● F021B2KD033	● F021B3KD033	● F021B4KD033



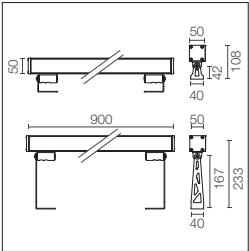

Beam Angle: 90°




	h(m)	E(lx)	D(m)
1	424	1.74	
2	106	3.49	
3	47	5.23	
4	26	6.98	
5	17	8.72	




@4000K

3Continuous Line I/O H₂O Stop Fast Connect - Schema elettrico n.11 page 648 / Wiring diagram n.11 page 648

2200K	2700K	3000K	4000K
○ F021C1KD001	○ F021C2KD001	○ F021C3KD001	○ F021C4KD001
● F021C1KD006	● F021C2KD006	● F021C3KD006	● F021C4KD006
● F021C1KD012	● F021C2KD012	● F021C3KD012	● F021C4KD012
● F021C1KD018	● F021C2KD018	● F021C3KD018	● F021C4KD018
● F021C1KD030	● F021C2KD030	● F021C3KD030	● F021C4KD030
● F021C1KD033	● F021C2KD033	● F021C3KD033	● F021C4KD033







Alimentazione elettrica 120/240V integrata. Staffe di installazione da ordinare separatamente. Vetro trasparente extra chiaro, esclusa versione DIFFUSED con vetro sabbiato.

A richiesta versione SMART dimmerabile DALI (potenza 11W - flusso -50% lm). A richiesta versione dimmerabile 1-10V.

Integrated 120/240V power supply. Installation brackets, to be ordered separately. Extra clear transparent glass, excluding the DIFFUSE version with sandblasted glass.

SMART dimmable DALI version available upon request (power 11W - flux -50% lm). 1-10V dimmable version upon request.

Power Led: 20W - 2504 lm ≠ *FIXT 2054 lm - 2700K/CRI 80 - 120-240V / 20W - 2593 lm ≠ *FIXT 2127 lm - 3000K/CRI 80 - 120-240V / 20W - 2683 lm ≠ *FIXT 2201 lm - 4000K/CRI 80 - 120-240V
*FIXT lm = Medium Optic

2Quick Install I H₂O Stop Fast Connect - Schema elettrico n.10 page 648 / Wiring diagram n.10 page 648

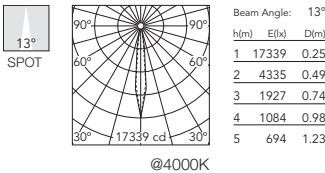
- 2200K**

 - F021B13D001
 - F021B13D006
 - F021B13D012
 - F021B13D018
 - F021B13D030
 - F021B13D033
- 2700K**

 - F021B23D001
 - F021B23D006
 - F021B23D012
 - F021B23D018
 - F021B23D030
 - F021B23D033
- 3000K**

 - F021B33D001
 - F021B33D006
 - F021B33D012
 - F021B33D018
 - F021B33D030
 - F021B33D033
- 4000K**

 - F021B43D001
 - F021B43D006
 - F021B43D012
 - F021B43D018
 - F021B43D030
 - F021B43D033



3Continuous Line I/O H₂O Stop Fast Connect - Schema elettrico n.11 page 648 / Wiring diagram n.11 page 648

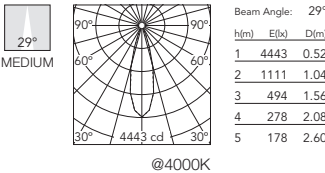
- 2200K**

 - F021C13D001
 - F021C13D006
 - F021C13D012
 - F021C13D018
 - F021C13D030
 - F021C13D033
- 2700K**

 - F021C23D001
 - F021C23D006
 - F021C23D012
 - F021C23D018
 - F021C23D030
 - F021C23D033
- 3000K**

 - F021C33D001
 - F021C33D006
 - F021C33D012
 - F021C33D018
 - F021C33D030
 - F021C33D033
- 4000K**

 - F021C43D001
 - F021C43D006
 - F021C43D012
 - F021C43D018
 - F021C43D030
 - F021C43D033



3Continuous Line I/O H₂O Stop Fast Connect - Schema elettrico n.11 page 648 / Wiring diagram n.11 page 648

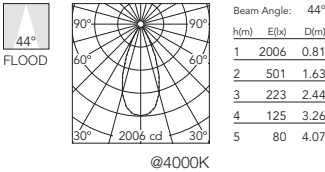
- 2200K**

 - F021C17D001
 - F021C17D006
 - F021C17D012
 - F021C17D018
 - F021C17D030
 - F021C17D033
- 2700K**

 - F021C27D001
 - F021C27D006
 - F021C27D012
 - F021C27D018
 - F021C27D030
 - F021C27D033
- 3000K**

 - F021C37D001
 - F021C37D006
 - F021C37D012
 - F021C37D018
 - F021C37D030
 - F021C37D033
- 4000K**

 - F021C47D001
 - F021C47D006
 - F021C47D012
 - F021C47D018
 - F021C47D030
 - F021C47D033



2Quick Install I H₂O Stop Fast Connect - Schema elettrico n.10 page 648 / Wiring diagram n.10 page 648

- 2200K**

 - F021B1CD001
 - F021B1CD006
 - F021B1CD012
 - F021B1CD018
 - F021B1CD030
 - F021B1CD033
- 2700K**

 - F021B2CD001
 - F021B2CD006
 - F021B2CD012
 - F021B2CD018
 - F021B2CD030
 - F021B2CD033
- 3000K**

 - F021B3CD001
 - F021B3CD006
 - F021B3CD012
 - F021B3CD018
 - F021B3CD030
 - F021B3CD033
- 4000K**

 - F021B4CD001
 - F021B4CD006
 - F021B4CD012
 - F021B4CD018
 - F021B4CD030
 - F021B4CD033

3Continuous Line I/O H₂O Stop Fast Connect - Schema elettrico n.11 page 648 / Wiring diagram n.11 page 648

- 2200K**

 - F021C1CD001
 - F021C1CD006
 - F021C1CD012
 - F021C1CD018
 - F021C1CD030
 - F021C1CD033
- 2700K**

 - F021C2CD001
 - F021C2CD006
 - F021C2CD012
 - F021C2CD018
 - F021C2CD030
 - F021C2CD033
- 3000K**

 - F021C3CD001
 - F021C3CD006
 - F021C3CD012
 - F021C3CD018
 - F021C3CD030
 - F021C3CD033
- 4000K**

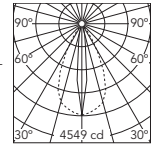
 - F021C4CD001
 - F021C4CD006
 - F021C4CD012
 - F021C4CD018
 - F021C4CD030
 - F021C4CD033

*Quick Install In H₂O Stop Version: connettore H₂O Stop Plug&Play preinstallato per connessione rapida (accessori per collegamento da ordinare) / Prewired H₂O Stop Plug&Play connector for an easy/rapid connection (connecting accessory to be ordered separately).

*Continuous Line In/Out H₂O Stop Version: connettori H₂O Stop Plug&Play preinstallati per connessione in linea (accessori per collegamento da ordinare) / Prewired H₂O Stop Plug&Play connectors for an easy in line connection (connecting accessory to be ordered separately).

2Quick Install I H₂O Stop Fast Connect - Schema elettrico n.10 page 648 / Wiring diagram n.10 page 648

2200K	2700K	3000K	4000K
○ F021B1GD001	○ F021B2GD001	○ F021B3GD001	○ F021B4GD001
● F021B1GD006	● F021B2GD006	● F021B3GD006	● F021B4GD006
● F021B1GD012	● F021B2GD012	● F021B3GD012	● F021B4GD012
● F021B1GD018	● F021B2GD018	● F021B3GD018	● F021B4GD018
● F021B1GD030	● F021B2GD030	● F021B3GD030	● F021B4GD030
● F021B1GD033	● F021B2GD033	● F021B3GD033	● F021B4GD033



@4000K

Beam Angle: 53°

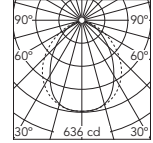
h(m)	E(lx)	D(m)
1	4549	0.22
2	1137	0.44
3	505	0.66
4	284	0.88
5	182	1.10

3Continuous Line I/O H₂O Stop Fast Connect - Schema elettrico n.11 page 648 / Wiring diagram n.11 page 648

2200K	2700K	3000K	4000K
○ F021C1GD001	○ F021C2GD001	○ F021C3GD001	○ F021C4GD001
● F021C1GD006	● F021C2GD006	● F021C3GD006	● F021C4GD006
● F021C1GD012	● F021C2GD012	● F021C3GD012	● F021C4GD012
● F021C1GD018	● F021C2GD018	● F021C3GD018	● F021C4GD018
● F021C1GD030	● F021C2GD030	● F021C3GD030	● F021C4GD030
● F021C1GD033	● F021C2GD033	● F021C3GD033	● F021C4GD033

2Quick Install I H₂O Stop Fast Connect - Schema elettrico n.10 page 648 / Wiring diagram n.10 page 648

2200K	2700K	3000K	4000K
○ F021B1LD001	○ F021B2LD001	○ F021B3LD001	○ F021B4LD001
● F021B1LD006	● F021B2LD006	● F021B3LD006	● F021B4LD006
● F021B1LD012	● F021B2LD012	● F021B3LD012	● F021B4LD012
● F021B1LD018	● F021B2LD018	● F021B3LD018	● F021B4LD018
● F021B1LD030	● F021B2LD030	● F021B3LD030	● F021B4LD030
● F021B1LD033	● F021B2LD033	● F021B3LD033	● F021B4LD033



@4000K

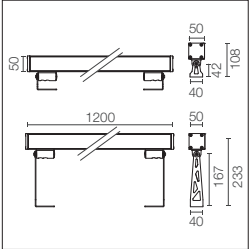

Beam Angle: 90°








h(m)	E(lx)	D(m)
1	636	1.74
2	159	3.49
3	71	5.23
4	40	6.98
5	25	8.72

3Continuous Line I/O H₂O Stop Fast Connect - Schema elettrico n.11 page 648 / Wiring diagram n.11 page 648

2200K	2700K	3000K	4000K
○ F021C1LD001	○ F021C2LD001	○ F021C3LD001	○ F021C4LD001
● F021C1LD006	● F021C2LD006	● F021C3LD006	● F021C4LD006
● F021C1LD012	● F021C2LD012	● F021C3LD012	● F021C4LD012
● F021C1LD018	● F021C2LD018	● F021C3LD018	● F021C4LD018
● F021C1LD030	● F021C2LD030	● F021C3LD030	● F021C4LD030
● F021C1LD033	● F021C2LD033	● F021C3LD033	● F021C4LD033

Outgraze 50 L 1200 - Dimmable DALI





Alimentazione elettrica 120/240V integrata. Staffe di installazione da ordinare separatamente. Vetro trasparente extra chiaro, esclusa versione DIFFUSED con vetro sabbiato.
A richiesta versione SMART dimmerabile DALI (potenza 14W - flusso -50% lm). A richiesta versione dimmerabile 1-10V.

Integrated 120/240V power supply. Installation brackets, to be ordered separately. Extra clear transparent glass, excluding the DIFFUSE version with sandblasted glass.
SMART dimmable DALI version available upon request (power 14W - flux -50% lm). 1-10V dimmable version upon request.

Power Led: 27W - 3338 lm ≠ *FIXT 2739 lm - 2700K/CRI 80 - 120-240V / 27W - 3458 lm ≠ *FIXT 2836 lm - 3000K/CRI 80 - 120-240 / 27W - 3577 lm ≠ *FIXT 2934 lm - 4000K/CRI 80 -120-240V
*FIXT lm = Medium Optic

2Quick Install I H₂O Stop Fast Connect - Schema elettrico n.10 page 648 / Wiring diagram n.10 page 648

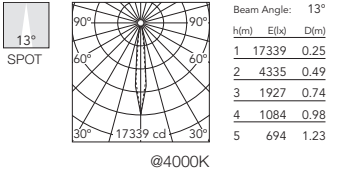
- 2200K**

 - F021B14D001
 - F021B14D006
 - F021B14D012
 - F021B14D018
 - F021B14D030
 - F021B14D033
- 2700K**

 - F021B24D001
 - F021B24D006
 - F021B24D012
 - F021B24D018
 - F021B24D030
 - F021B24D033
- 3000K**

 - F021B34D001
 - F021B34D006
 - F021B34D012
 - F021B34D018
 - F021B34D030
 - F021B34D033
- 4000K**

 - F021B44D001
 - F021B44D006
 - F021B44D012
 - F021B44D018
 - F021B44D030
 - F021B44D033



3Continuous Line I/O H₂O Stop Fast Connect - Schema elettrico n.11 page 648 / Wiring diagram n.11 page 648

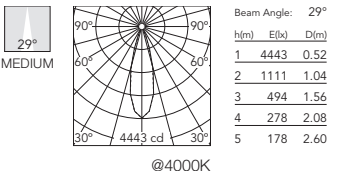
- 2200K**

 - F021C14D001
 - F021C14D006
 - F021C14D012
 - F021C14D018
 - F021C14D030
 - F021C14D033
- 2700K**

 - F021C24D001
 - F021C24D006
 - F021C24D012
 - F021C24D018
 - F021C24D030
 - F021C24D033
- 3000K**

 - F021C34D001
 - F021C34D006
 - F021C34D012
 - F021C34D018
 - F021C34D030
 - F021C34D033
- 4000K**

 - F021C44D001
 - F021C44D006
 - F021C44D012
 - F021C44D018
 - F021C44D030
 - F021C44D033



3Continuous Line I/O H₂O Stop Fast Connect - Schema elettrico n.11 page 648 / Wiring diagram n.11 page 648

- 2200K**

 - F021C18D001
 - F021C18D006
 - F021C18D012
 - F021C18D018
 - F021C18D030
 - F021C18D033
- 2700K**

 - F021C28D001
 - F021C28D006
 - F021C28D012
 - F021C28D018
 - F021C28D030
 - F021C28D033
- 3000K**

 - F021C38D001
 - F021C38D006
 - F021C38D012
 - F021C38D018
 - F021C38D030
 - F021C38D033
- 4000K**

 - F021C48D001
 - F021C48D006
 - F021C48D012
 - F021C48D018
 - F021C48D030
 - F021C48D033

2Quick Install I H₂O Stop Fast Connect - Schema elettrico n.10 page 648 / Wiring diagram n.10 page 648

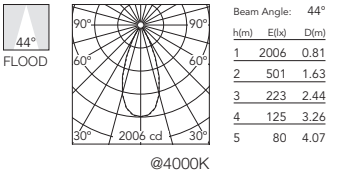
- 2200K**

 - F021B1DD001
 - F021B1DD006
 - F021B1DD012
 - F021B1DD018
 - F021B1DD030
 - F021B1DD033
- 2700K**

 - F021B2DD001
 - F021B2DD006
 - F021B2DD012
 - F021B2DD018
 - F021B2DD030
 - F021B2DD033
- 3000K**

 - F021B3DD001
 - F021B3DD006
 - F021B3DD012
 - F021B3DD018
 - F021B3DD030
 - F021B3DD033
- 4000K**

 - F021B4DD001
 - F021B4DD006
 - F021B4DD012
 - F021B4DD018
 - F021B4DD030
 - F021B4DD033



3Continuous Line I/O H₂O Stop Fast Connect - Schema elettrico n.11 page 648 / Wiring diagram n.11 page 648

- 2200K**

 - F021C1DD001
 - F021C1DD006
 - F021C1DD012
 - F021C1DD018
 - F021C1DD030
 - F021C1DD033
- 2700K**

 - F021C2DD001
 - F021C2DD006
 - F021C2DD012
 - F021C2DD018
 - F021C2DD030
 - F021C2DD033
- 3000K**

 - F021C3DD001
 - F021C3DD006
 - F021C3DD012
 - F021C3DD018
 - F021C3DD030
 - F021C3DD033
- 4000K**

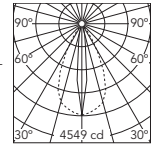
 - F021C4DD001
 - F021C4DD006
 - F021C4DD012
 - F021C4DD018
 - F021C4DD030
 - F021C4DD033

²Quick Install In H₂O Stop Version: connettore H₂O Stop Plug&Play preinstallato per connessione rapida (accessori per collegamento da ordinare) / Prewired H₂O Stop Plug&Play connector for an easy/rapid connection (connecting accessory to be ordered separately).

³Continuous Line In/Out H₂O Stop Version: connettori H₂O Stop Plug&Play preinstallati per connessione in linea (accessori per collegamento da ordinare) / Prewired H₂O Stop Plug&Play connectors for an easy in line connection (connecting accessory to be ordered separately).

2Quick Install I H₂O Stop Fast Connect - Schema elettrico n.10 page 648 / Wiring diagram n.10 page 648

2200K	2700K	3000K	4000K
○ F021B1HD001	○ F021B2HD001	○ F021B3HD001	○ F021B4HD001
● F021B1HD006	● F021B2HD006	● F021B3HD006	● F021B4HD006
● F021B1HD012	● F021B2HD012	● F021B3HD012	● F021B4HD012
● F021B1HD018	● F021B2HD018	● F021B3HD018	● F021B4HD018
● F021B1HD030	● F021B2HD030	● F021B3HD030	● F021B4HD030
● F021B1HD033	● F021B2HD033	● F021B3HD033	● F021B4HD033



@4000K

Beam Angle: 53°

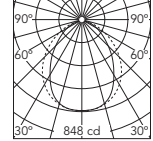
	h(m)	E(lx)	D(m)
1	4549	0.22	
2	1137	0.44	
3	505	0.66	
4	284	0.88	
5	182	1.10	

3Continuous Line I/O H₂O Stop Fast Connect - Schema elettrico n.11 page 648 / Wiring diagram n.11 page 648

2200K	2700K	3000K	4000K
○ F021C1HD001	○ F021C2HD001	○ F021C3HD001	○ F021C4HD001
● F021C1HD006	● F021C2HD006	● F021C3HD006	● F021C4HD006
● F021C1HD012	● F021C2HD012	● F021C3HD012	● F021C4HD012
● F021C1HD018	● F021C2HD018	● F021C3HD018	● F021C4HD018
● F021C1HD030	● F021C2HD030	● F021C3HD030	● F021C4HD030
● F021C1HD033	● F021C2HD033	● F021C3HD033	● F021C4HD033

2Quick Install I H₂O Stop Fast Connect - Schema elettrico n.10 page 648 / Wiring diagram n.10 page 648

2200K	2700K	3000K	4000K
○ F021B1MD001	○ F021B2MD001	○ F021B3MD001	○ F021B4MD001
● F021B1MD006	● F021B2MD006	● F021B3MD006	● F021B4MD006
● F021B1MD012	● F021B2MD012	● F021B3MD012	● F021B4MD012
● F021B1MD018	● F021B2MD018	● F021B3MD018	● F021B4MD018
● F021B1MD030	● F021B2MD030	● F021B3MD030	● F021B4MD030
● F021B1MD033	● F021B2MD033	● F021B3MD033	● F021B4MD033



@4000K

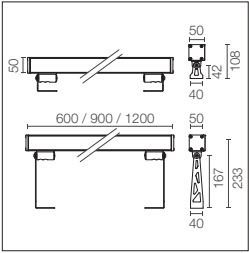
Beam Angle: 90°











	h(m)	E(lx)	D(m)
1	848	1.74	
2	212	3.49	
3	94	5.23	
4	53	6.98	
5	34	8.72	

3Continuous Line I/O H₂O Stop Fast Connect - Schema elettrico n.11 page 648 / Wiring diagram n.11 page 648

2200K	2700K	3000K	4000K
○ F021C1MD001	○ F021C2MD001	○ F021C3MD001	○ F021C4MD001
● F021C1MD006	● F021C2MD006	● F021C3MD006	● F021C4MD006
● F021C1MD012	● F021C2MD012	● F021C3MD012	● F021C4MD012
● F021C1MD018	● F021C2MD018	● F021C3MD018	● F021C4MD018
● F021C1MD030	● F021C2MD030	● F021C3MD030	● F021C4MD030
● F021C1MD033	● F021C2MD033	● F021C3MD033	● F021C4MD033

Outgraze 50 - RGB





Alimentazione elettrica
120/240V e interfaccia
DMX-RDM integrata. Staffe
di installazione da ordinare
separatamente.
Vetro sabbiato.

Intergrated 120/240V power
supply and DMX-RDM interface.
Installation brackets, to be
ordered separately.
Sandblasted glass.

Power Led: L600: 26W - 120-240V - DMX-RDM interface / L900: 37W - 120-240V - DMX-RDM interface / L1200: 48W - 120-240V - DMX-RDM interface

Schema elettrico n.12 page 648 / Wiring diagram n.12 page 648

- L 600**

 - F021MRKJ001
 - F021MRKJ006
 - F021MRKJ012
 - F021MRKJ018
 - F021MRKJ030
 - F021MRKJ033
- L 900**

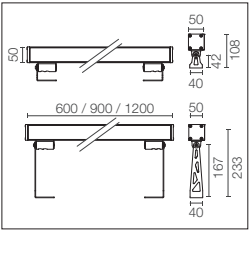
 - F021MRLJ001
 - F021MRLJ006
 - F021MRLJ012
 - F021MRLJ018
 - F021MRLJ030
 - F021MRLJ033
- L 1200**











 - F021MRMJ001
 - F021MRMJ006
 - F021MRMJ012
 - F021MRMJ018
 - F021MRMJ030
 - F021MRMJ033



Photometric data on request.

Outgraze 50 - RGBW





Alimentazione elettrica
120/240V e interfaccia
DMX-RDM integrata. Staffe
di installazione da ordinare
separatamente.
Vetro sabbiato.

Intergrated 120/240V power
supply and DMX-RDM interface.
Installation brackets, to be
ordered separately.
Sandblasted glass.

Power Led: L600: 24W - 120-240V - DMX-RDM interface / L900: 33W - 120-240V - DMX-RDM interface / L1200: 43W 120-240V - DMX-RDM interface

Schema elettrico n.12 page 648 / Wiring diagram n.12 page 648

- L 600**

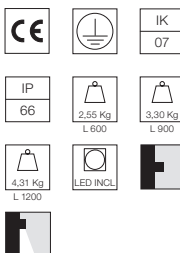
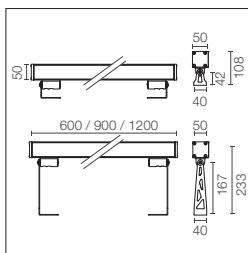
 - F021MWKJ001
 - F021MWKJ006
 - F021MWKJ012
 - F021MWKJ018
 - F021MWKJ030
 - F021MWKJ033
- L 900**

 - F021MWLJ001
 - F021MWLJ006
 - F021MWLJ012
 - F021MWLJ018
 - F021MWLJ030
 - F021MWLJ033
- L 1200**

 - F021MWMJ001
 - F021MWMJ006
 - F021MWMJ012
 - F021MWMJ018
 - F021MWMJ030
 - F021MWMJ033



Photometric data on request.



Alimentazione elettrica
120/240V DALI integrata. Staffe
di installazione da ordinare
separatamente.
Vetro sabbato.

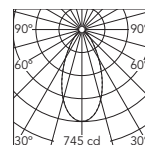
120/240V DALI integrated
power supply. Installation
brackets, to be ordered
separately.
Sandblasted glass.

Power Led: L600: 13W - 1413 lm ≠ FIXT 722 lm - 2700K/CRI 80 - 120-240V / L900: 18,5W - 1669 lm ≠ FIXT 1082 lm - 2700K/CRI 80 - 120-240V / L1200: 23W - 2826 lm ≠ FIXT 1443 lm - 2700K/CRI 80 - 120-240V

Quick Install I H₂O Stop Fast Connect - Schema elettrico n.10 page 648 / Wiring diagram n.10 page 648

L 600

- F021PTKD001
- F021PTKD006
- F021PTKD012
- F021PTKD018
- F021PTKD030
- F021PTKD033



Beam Angle: 50°

	h(m)	E(lx)	D(m)
1	745	0.94	
2	186	1.88	
3	83	2.82	
4	47	3.77	
5	30	4.71	

@4000K

Continuous Line I/O H₂O Stop Fast Connect - Schema elettrico n.11 page 648 / Wiring diagram n.11 page 648

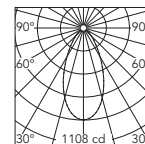
L 600

- F021QTKD001
- F021QTKD006
- F021QTKD012
- F021QTKD018
- F021QTKD030
- F021QTKD033

Quick Install I H₂O Stop Fast Connect - Schema elettrico n.10 page 648 / Wiring diagram n.10 page 648

L 900

- F021PTLD001
- F021PTLD006
- F021PTLD012
- F021PTLD018
- F021PTLD030
- F021PTLD033



Beam Angle: 50°

	h(m)	E(lx)	D(m)
1	1108	0.94	
2	277	1.88	
3	123	2.82	
4	69	3.77	
5	44	4.71	

@4000K

Continuous Line I/O H₂O Stop Fast Connect - Schema elettrico n.11 page 648 / Wiring diagram n.11 page 648

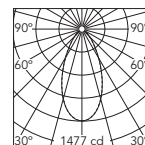
L 900

- F021QTLTD001
- F021QTLTD006
- F021QTLTD012
- F021QTLTD018
- F021QTLTD030
- F021QTLTD033

Quick Install I H₂O Stop Fast Connect - Schema elettrico n.10 page 648 / Wiring diagram n.10 page 648

L 1200

- F021PTMD001
- F021PTMD006
- F021PTMD012
- F021PTMD018
- F021PTMD030
- F021PTMD033



Beam Angle: 50°

	h(m)	E(lx)	D(m)
1	1477	0.94	
2	369	1.88	
3	164	2.82	
4	92	3.77	
5	59	4.71	

@4000K

Continuous Line I/O H₂O Stop Fast Connect - Schema elettrico n.11 page 648 / Wiring diagram n.11 page 648

L 1200



- F021QTMD001
- F021QTMD006
- F021QTMD012
- F021QTMD018
- F021QTMD030
- F021QTMD033

²Quick Install In H₂O Stop Version: connettore H₂O Stop Plug&Play preinstallato per connessione rapida (accessori per collegamento da ordinare) / Prewired H₂O Stop Plug&Play connector for an easy/rapid connection (connecting accessory to be ordered separately).

³Continuous Line In/Out H₂O Stop Version: connettori H₂O Stop Plug&Play preinstallati per connessione in linea (accessori per collegamento da ordinare) / Prewired H₂O Stop Plug&Play connectors for an easy in line connection (connecting accessory to be ordered separately).

Outgraze 50 Easy L 300 - Non Dimmable





Alimentazione elettrica
220/240V integrata. Staffe
di installazione da ordinare
separatamente.
Vetro sabbato.

Integrated 220/240V power
supply. Installation brackets, to
be ordered separately.
Sandblasted glass.

Mid-power Led: 8W - 806 lm ≠ FIXT 310 lm - 2700K/CRI 80 - 220-240V / 8W - 876 lm ≠ FIXT 337 lm - 3000K/CRI 80 - 220-240V / 8W - 946 lm ≠ FIXT 364 lm - 4000K/CRI 80 - 220-240V

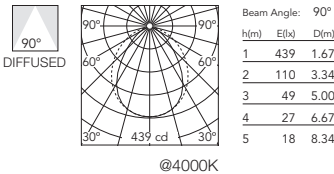
¹**Standard** - Schema elettrico n.7 page 647 / Wiring diagram n.7 page 647

- 2700K**

 - F021G2JA001
 - F021G2JA006
 - F021G2JA012
 - F021G2JA018
 - F021G2JA030
 - F021G2JA033
- 3000K**

 - F021G3JA001
 - F021G3JA006
 - F021G3JA012
 - F021G3JA018
 - F021G3JA030
 - F021G3JA033
- 4000K**

 - F021G4JA001
 - F021G4JA006
 - F021G4JA012
 - F021G4JA018
 - F021G4JA030
 - F021G4JA033



²**Quick Install I H₂O Stop Fast Connect** - Schema elettrico n.8 page 647 / Wiring diagram n.8 page 647

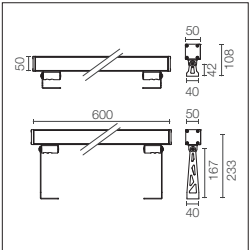

- 2700K**









 - F021H2JA001
 - F021H2JA006
 - F021H2JA012
 - F021H2JA018
 - F021H2JA030
 - F021H2JA033
- 3000K**

 - F021H3JA001
 - F021H3JA006
 - F021H3JA012
 - F021H3JA018
 - F021H3JA030
 - F021H3JA033
- 4000K**

 - F021H4JA001
 - F021H4JA006
 - F021H4JA012
 - F021H4JA018
 - F021H4JA030
 - F021H4JA033

Outgraze 50 Easy L 600 - Non Dimmable





Alimentazione elettrica
220/240V integrata. Staffe
di installazione da ordinare
separatamente.
Vetro sabbato.

Integrated 220/240V power
supply. Installation brackets, to
be ordered separately.
Sandblasted glass.

Mid-power Led: 14,5W - 1612 lm ≠ FIXT 620 lm - 2700K/CRI 80 - 220-240V / 14,5W - 1752 lm ≠ FIXT 674 lm - 3000K/CRI 80 - 220-240V / 14,5W - 1892 lm ≠ FIXT 728 lm - 4000K/CRI 80 - 220-240V

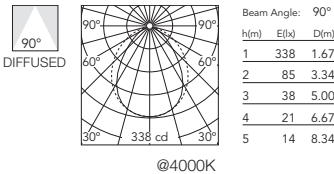
¹**Standard** - Schema elettrico n.7 page 647 / Wiring diagram n.7 page 647

- 2700K**

 - F021G2KA001
 - F021G2KA006
 - F021G2KA012
 - F021G2KA018
 - F021G2KA030
 - F021G2KA033
- 3000K**

 - F021G3KA001
 - F021G3KA006
 - F021G3KA012
 - F021G3KA018
 - F021G3KA030
 - F021G3KA033
- 4000K**

 - F021G4KA001
 - F021G4KA006
 - F021G4KA012
 - F021G4KA018
 - F021G4KA030
 - F021G4KA033



²**Quick Install I H₂O Stop Fast Connect** - Schema elettrico n.8 page 647 / Wiring diagram n.8 page 647

- 2700K**

 - F021H2KA001
 - F021H2KA006
 - F021H2KA012
 - F021H2KA018
 - F021H2KA030
 - F021H2KA033
- 3000K**

 - F021H3KA001
 - F021H3KA006
 - F021H3KA012
 - F021H3KA018
 - F021H3KA030
 - F021H3KA033
- 4000K**

 - F021H4KA001
 - F021H4KA006
 - F021H4KA012
 - F021H4KA018
 - F021H4KA030
 - F021H4KA033

³**Continuous Line I/O H₂O Stop Fast Connect** - Schema elettrico n.9 page 647 / Wiring diagram n.9 page 647

- 2700K**

 - F021J2KA001
 - F021J2KA006
 - F021J2KA012
 - F021J2KA018
 - F021J2KA030
 - F021J2KA033
- 3000K**

 - F021J3KA001
 - F021J3KA006
 - F021J3KA012
 - F021J3KA018
 - F021J3KA030
 - F021J3KA033
- 4000K**

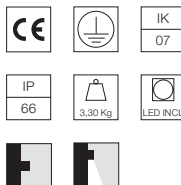
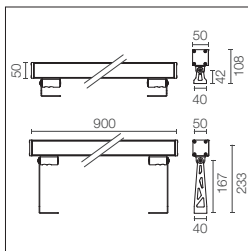
 - F021J4KA001
 - F021J4KA006
 - F021J4KA012
 - F021J4KA018
 - F021J4KA030
 - F021J4KA033

¹Standard Version: spezzone di cavo in uscita 1000 mm (accessori per collegamento da ordinare) / 1000 mm lenght prewired cable (connecting accessory to be separately ordered).

²Quick Install In H₂O Stop Version: connettore H₂O Stop Plug&Play preinstallato per connessione rapida (accessori per collegamento da ordinare) / Prewired H₂O Stop Plug&Play connector for an easy/rapid connection (connecting accessory to be ordered separately).

³Continuous Line In/Out H₂O Stop Version: connettori H₂O Stop Plug&Play preinstallati per connessione in linea (accessori per collegamento da ordinare) / Prewired H₂O Stop Plug&Play connectors for an easy in line connection (connecting accessory to be ordered separately).

Outgraze 50 Easy L 900 - Non Dimmable



Alimentazione elettrica
220/240V integrata. Staffe
di installazione da ordinare
separatamente.
Vetro sabbato.

Integrated 220/240V power
supply. Installation brackets, to
be ordered separately.
Sandblasted glass.

Mid-power Led: 20W - 2418 lm \neq FIXT 930 lm - 2700K/CRI 80 - 220-240V / 20W - 2628 lm \neq FIXT 1011 lm - 3000K/CRI 80 - 220-240V /
20W - 2839 lm \neq FIXT 1092 lm - 4000K/CRI 80 - 220-240V

1Standard - Schema elettrico n.7 page 647 / Wiring diagram n.7 page 647

2700K

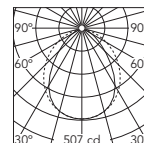
- F021G2LA001
- F021G2LA006
- F021G2LA012
- F021G2LA018
- F021G2LA030
- F021G2LA033

3000K

- F021G3LA001
- F021G3LA006
- F021G3LA012
- F021G3LA018
- F021G3LA030
- F021G3LA033

4000K

- F021G4LA001
- F021G4LA006
- F021G4LA012
- F021G4LA018
- F021G4LA030
- F021G4LA033



Beam Angle: 90°

	h(m)	E(lx)	D(m)
1	507	1.67	
2	127	3.34	
3	56	5.00	
4	32	6.67	
5	20	8.34	

@4000K

2Quick Install I H₂O Stop Fast Connect - Schema elettrico n.8 page 647 / Wiring diagram n.8 page 647

2700K

- F021H2LA001
- F021H2LA006
- F021H2LA012
- F021H2LA018
- F021H2LA030
- F021H2LA033

3000K

- F021H3LA001
- F021H3LA006
- F021H3LA012
- F021H3LA018
- F021H3LA030
- F021H3LA033

4000K

- F021H4LA001
- F021H4LA006
- F021H4LA012
- F021H4LA018
- F021H4LA030
- F021H4LA033

3Continuous Line I/O H₂O Stop Fast Connect - Schema elettrico n.9 page 647 / Wiring diagram n.9 page 647

2700K

- F021J2LA001
- F021J2LA006
- F021J2LA012
- F021J2LA018
- F021J2LA030
- F021J2LA033

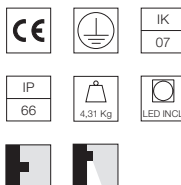
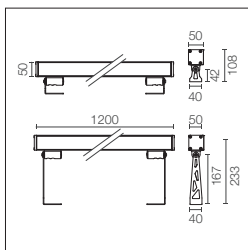
3000K

- F021J3LA001
- F021J3LA006
- F021J3LA012
- F021J3LA018
- F021J3LA030
- F021J3LA033

4000K

- F021J4LA001
- F021J4LA006
- F021J4LA012
- F021J4LA018
- F021J4LA030
- F021J4LA033

Outgraze 50 Easy L 1200 - Non Dimmable



Alimentazione elettrica
220/240V integrata. Staffe
di installazione da ordinare
separatamente.
Vetro sabbato.

Integrated 220/240V power
supply. Installation brackets, to
be ordered separately.
Sandblasted glass.

Mid-power Led: 27W - 3224 lm \neq FIXT 1240 lm - 2700K/CRI 80 - 220-240V / 27W - 3505 lm \neq FIXT 1348 lm - 3000K/CRI 80 - 220-240V /
27W - 3785 lm \neq FIXT 1456 lm - 4000K/CRI 80 - 220-240V

1Standard - Schema elettrico n.7 page 647 / Wiring diagram n.7 page 647

2700K

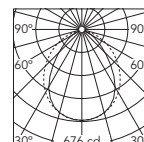
- F021G2MA001
- F021G2MA006
- F021G2MA012
- F021G2MA018
- F021G2MA030
- F021G2MA033

3000K

- F021G3MA001
- F021G3MA006
- F021G3MA012
- F021G3MA018
- F021G3MA030
- F021G3MA033

4000K

- F021G4MA001
- F021G4MA006
- F021G4MA012
- F021G4MA018
- F021G4MA030
- F021G4MA033



Beam Angle: 90°

	h(m)	E(lx)	D(m)
1	676	1.67	
2	169	3.34	
3	75	5.00	
4	42	6.67	
5	27	8.34	

@4000K

2Quick Install I H₂O Stop Fast Connect - Schema elettrico n.8 page 647 / Wiring diagram n.8 page 647

2700K

- F021H2MA001
- F021H2MA006
- F021H2MA012
- F021H2MA018
- F021H2MA030
- F021H2MA033

3000K

- F021H3MA001
- F021H3MA006
- F021H3MA012
- F021H3MA018
- F021H3MA030
- F021H3MA033

4000K

- F021H4MA001
- F021H4MA006
- F021H4MA012
- F021H4MA018
- F021H4MA030
- F021H4MA033

3Continuous Line I/O H₂O Stop Fast Connect - Schema elettrico n.9 page 647 / Wiring diagram n.9 page 647

2700K

- F021J2MA001
- F021J2MA006
- F021J2MA012
- F021J2MA018
- F021J2MA030
- F021J2MA033

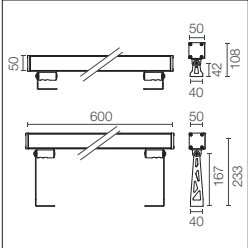

3000K





- F021J3MA001
- F021J3MA006
- F021J3MA012
- F021J3MA018
- F021J3MA030
- F021J3MA033





4000K

- F021J4MA001
- F021J4MA006
- F021J4MA012
- F021J4MA018
- F021J4MA030
- F021J4MA033

Outgraze 50 Easy L 600 - Dimmable DALI







Alimentazione elettrica
120/240V integrata. Staffe
di installazione da ordinare
separatamente.
Vetro sabbato.

Integrated 120/240V power
supply. Installation brackets, to
be ordered separately.
Sandblasted glass.

Mid-power Led: 14,5W - 1440 lm ≠ FIXT 1106 lm - 2700K/CRI 80 - 120-240V / 14,5W - 1560 lm ≠ FIXT 1198 lm - 3000K/CRI 80 - 120-240V / 14,5W - 1680 lm ≠ FIXT 1290 lm - 4000K/CRI 80 - 120-240V

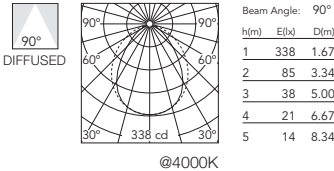
²**Quick Install I H₂O Stop Fast Connect** - Schema elettrico n.10 page 648 / Wiring diagram n.10 page 648

- 2700K**

 - F021G2KD001
 - F021G2KD006
 - F021G2KD012
 - F021G2KD018
 - F021G2KD030
 - F021G2KD033
- 3000K**

 - F021G3KD001
 - F021G3KD006
 - F021G3KD012
 - F021G3KD018
 - F021G3KD030
 - F021G3KD033
- 4000K**

 - F021G4KD001
 - F021G4KD006
 - F021G4KD012
 - F021G4KD018
 - F021G4KD030
 - F021G4KD033



³**Continuous Line I/O H₂O Stop Fast Connect** - Schema elettrico n.11 page 648 / Wiring diagram n.11 page 648

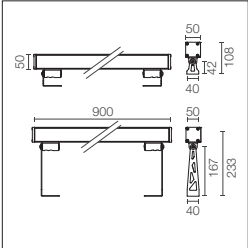

- 2700K**





 - F021J2KD001
 - F021J2KD006
 - F021J2KD012
 - F021J2KD018
 - F021J2KD030
 - F021J2KD033
- 3000K**





 - F021J3KD001
 - F021J3KD006
 - F021J3KD012
 - F021J3KD018
 - F021J3KD030
 - F021J3KD033
- 4000K**

 - F021J4KD001
 - F021J4KD006
 - F021J4KD012
 - F021J4KD018
 - F021J4KD030
 - F021J4KD033

Outgraze 50 Easy L 900 - Dimmable DALI







Alimentazione elettrica
120/240V integrata. Staffe
di installazione da ordinare
separatamente.
Vetro sabbato.

Integrated 120/240V power
supply. Installation brackets, to
be ordered separately.
Sandblasted glass.

Mid-power Led: 20W - 2418 lm ≠ FIXT 930 lm - 2700K/CRI 80 - 120-240V / 20W - 2628 lm ≠ FIXT 1011 lm - 3000K/CRI 80 - 120-240V / 20W - 2839 lm ≠ FIXT 1092 lm - 4000K/CRI 80 - 120-240V

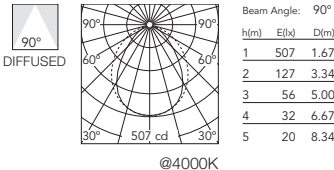
²**Quick Install I H₂O Stop Fast Connect** - Schema elettrico n.10 page 648 / Wiring diagram n.10 page 648

- 2700K**

 - F021G2LD001
 - F021G2LD006
 - F021G2LD012
 - F021G2LD018
 - F021G2LD030
 - F021G2LD033
- 3000K**

 - F021G3LD001
 - F021G3LD006
 - F021G3LD012
 - F021G3LD018
 - F021G3LD030
 - F021G3LD033
- 4000K**

 - F021G4LD001
 - F021G4LD006
 - F021G4LD012
 - F021G4LD018
 - F021G4LD030
 - F021G4LD033



³**Continuous Line I/O H₂O Stop Fast Connect** - Schema elettrico n.11 page 648 / Wiring diagram n.11 page 648

- 2700K**

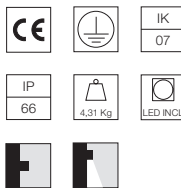
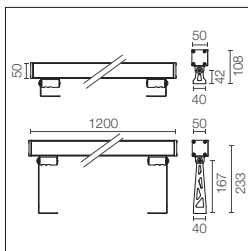
 - F021J2LD001
 - F021J2LD006
 - F021J2LD012
 - F021J2LD018
 - F021J2LD030
 - F021J2LD033
- 3000K**

 - F021J3LD001
 - F021J3LD006
 - F021J3LD012
 - F021J3LD018
 - F021J3LD030
 - F021J3LD033
- 4000K**

 - F021J4LD001
 - F021J4LD006
 - F021J4LD012
 - F021J4LD018
 - F021J4LD030
 - F021J4LD033

²Quick Install In H₂O Stop Version: connettore H₂O Stop Plug&Play preinstallato per connessione rapida (accessori per collegamento da ordinare) / Prewired H₂O Stop Plug&Play connector for an easy/rapid connection (connecting accessory to be ordered separately).

³Continuous Line In/Out H₂O Stop Version: connettori H₂O Stop Plug&Play preinstallati per connessione in linea (accessori per collegamento da ordinare) / Prewired H₂O Stop Plug&Play connectors for an easy in line connection (connecting accessory to be ordered separately).



Alimentazione elettrica
120/240V integrata. Staffe
di installazione da ordinare
separatamente.
Vetro sabbato.

Integrated 120/240V power
supply. Installation brackets, to
be ordered separately.
Sandblasted glass.

Power Led: 27W - 3224 lm ≠ FIXT 1240 lm - 2700K/CRI 80 - 120-240V / 27W - 3505 lm ≠ FIXT 1348 lm - 3000K/CRI 80 - 120-240V /
27W - 3785 lm ≠ FIXT 1456 lm - 4000K/CRI 80 -120-240V

²**Quick Install I H₂O Stop Fast Connect** - Schema elettrico n.10 page 648 / Wiring diagram n.10 page 648

2700K

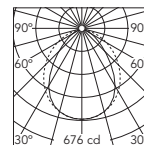
- F021G2MD001
- F021G2MD006
- F021G2MD012
- F021G2MD018
- F021G2MD030
- F021G2MD033

3000K

- F021G3MD001
- F021G3MD006
- F021G3MD012
- F021G3MD018
- F021G3MD030
- F021G3MD033

4000K

- F021G4MD001
- F021G4MD006
- F021G4MD012
- F021G4MD018
- F021G4MD030
- F021G4MD033



Beam Angle: 90°

h(m)	E(ft)	D(m)
1	676	1.67
2	169	3.34
3	75	5.00
4	42	6.67
5	27	8.34

@4000K

³**Continuous Line I/O H₂O Stop Fast Connect** - Schema elettrico n.11 page 648 / Wiring diagram n.11 page 648

2700K

- F021J2MD001
- F021J2MD006
- F021J2MD012
- F021J2MD018
- F021J2MD030
- F021J2MD033

3000K

- F021J3MD001
- F021J3MD006
- F021J3MD012
- F021J3MD018
- F021J3MD030
- F021J3MD033

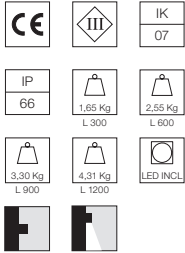
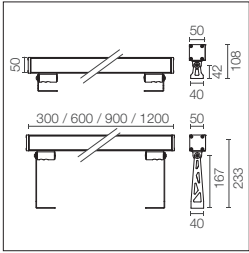
4000K

- F021J4MD001
- F021J4MD006
- F021J4MD012
- F021J4MD018
- F021J4MD030
- F021J4MD033

²Quick Install In H₂O Stop Version: connettore H₂O Stop Plug&Play preinstallato per connessione rapida (accessori per collegamento da ordinare) / Prewired H₂O Stop Plug&Play connector for an easy/rapid connection (connecting accessory to be ordered separately).

³Continuous Line In/Out H₂O Stop Version: connettori H₂O Stop Plug&Play preinstallati per connessione in linea (accessori per collegamento da ordinare) / Prewired H₂O Stop Plug&Play connectors for an easy in line connection (connecting accessory to be ordered separately).

Outgraze 50 Easy - Tunable White DALI 2700K÷5700K



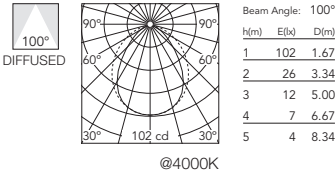
Alimentazione elettrica remota 24V e staffe di installazione da ordinare separatamente. Vetro sabbato.

24V remote power supply and installation brackets to be ordered separately. Sandblasted glass.

Mid-power Led: L300: 6,5W - 572 lm ≠ FIXT 220 lm - 2700K/CRI 80 - 24V / L600: 11W - 1143 lm ≠ FIXT 440 lm - 2700K/CRI 80 - 24V / L900: 16W - 1715 lm ≠ FIXT 660 lm - 2700K/CRI 80 - 24V / L1200: 21W - 2286 lm ≠ FIXT 879 lm - 2700K/CRI 80 - 24V

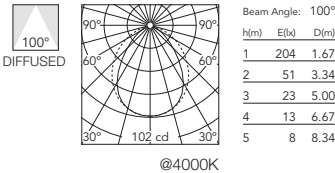
²Quick Install I H₂O Stop Fast Connect - Schema elettrico n.13 page 649 / Wiring diagram n.13 page 649

- L 300**
- F021KTJD001
 - F021KTJD006
 - F021KTJD012
 - F021KTJD018
 - F021KTJD030
 - F021KTJD033



²Quick Install I H₂O Stop Fast Connect - Schema elettrico n.13 page 649 / Wiring diagram n.13 page 649

- L 600**
- F021KTKD001
 - F021KTKD006
 - F021KTKD012
 - F021KTKD018
 - F021KTKD030
 - F021KTKD033

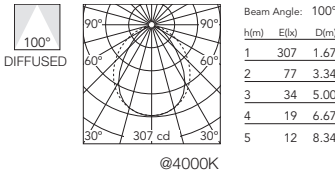


³Continuous Line I/O H₂O Stop Fast Connect - Schema elettrico n.14 page 649 / Wiring diagram n.14 page 649

- L 600**
- F021LTKD001
 - F021LTKD006
 - F021LTKD012
 - F021LTKD018
 - F021LTKD030
 - F021LTKD033

²Quick Install I H₂O Stop Fast Connect - Schema elettrico n.13 page 649 / Wiring diagram n.13 page 649

- L 900**
- F021KTLD001
 - F021KTLD006
 - F021KTLD012
 - F021KTLD018
 - F021KTLD030
 - F021KTLD033

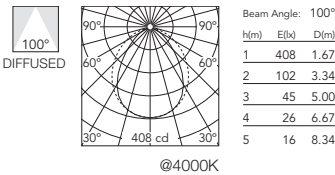


³Continuous Line I/O H₂O Stop Fast Connect - Schema elettrico n.14 page 649 / Wiring diagram n.14 page 649

- L 900**
- F021LTLD001
 - F021LTLD006
 - F021LTLD012
 - F021LTLD018
 - F021LTLD030
 - F021LTLD033

²Quick Install I H₂O Stop Fast Connect - Schema elettrico n.13 page 649 / Wiring diagram n.13 page 649

- L 1200**
- F021KTMD001
 - F021KTMD006
 - F021KTMD012
 - F021KTMD018
 - F021KTMD030
 - F021KTMD033



³Continuous Line I/O H₂O Stop Fast Connect - Schema elettrico n.14 page 649 / Wiring diagram n.14 page 649

- L 1200**
- F021LTMD001
 - F021LTMD006
 - F021LTMD012
 - F021LTMD018
 - F021LTMD030
 - F021LTMD033

²Quick Install In H₂O Stop Version: connettore H₂O Stop Plug&Play preinstallato per connessione rapida (accessori per collegamento da ordinare) / Prewired H₂O Stop Plug&Play connector for an easy/rapid connection (connecting accessory to be ordered separately).

³Continuous Line In/Out H₂O Stop Version: connettori H₂O Stop Plug&Play preinstallati per connessione in linea (accessori per collegamento da ordinare) / Prewired H₂O Stop Plug&Play connectors for an easy in line connection (connecting accessory to be ordered separately).




Outgraze 50

Accessori per tutti le versioni / Accessories for all versions

Coppia staffe corte L 80mm.	One pair of short brackets L 80 mm.	<ul style="list-style-type: none"> ○ F1203001 ● F1203006 ● F1203012 ● F1203018 ● F1203030 ● F1203033 		
Coppia staffe lunghe L 200mm.	One pair of long brackets L 200 mm.	<ul style="list-style-type: none"> ○ F1204001 ● F1204006 ● F1204012 ● F1204018 ● F1204030 ● F1204033 		
Sistema di giunzione IP68 H ₂ O Stop anti-condensa a 2 vie 4 poli. (Ø5,5÷12mm cavo).	2 way terminal block 4 poles IP68 H ₂ O Stop. (ø5,5÷12mm cable).	F990C00A000		
Sistema di giunzione IP68 H ₂ O Stop anti-condensa a 3/4 vie 4 poli. (Ø5,5÷12mm cavo).	3/4 way terminal block 4 poles IP68 H ₂ O Stop. (ø5,5÷12mm cable).	F990C010000		
Kit connettore 5 poli presa volante + spina EU IP68.	Connector kit 5-pole flying socket + EU plug IP68.	F990C080000		
Tappo per connettore a pannello (sul prodotto) 4-5 poli.	Cap for panel (on the fixtures) plug connector 4-5 poles.	F021Z070000		




Outgraze 50

Accessori per versioni Non dimmable (220-240V) e Easy Non Dimmable (220-240V) / Accessories for Non Dimmable (220-240V) and Easy Non Dimmable (220-240V) versions

Connettore 4 poli plug&play.	Plug&play connector 4 poles.	F021Z010000		
Doppio connettore 4 poli plug&play + cavo L 600 mm.	Double plug&play connector 4 poles + cable 600 mm lenght.	F021Z020000		
Connettore 4 poli plug&play + cavo L 5000 mm.	Plug&play connector 4 poles + cable 5000 mm lenght.	F021Z030000		





Outgraze 50

Accessori per versioni Quick Install I H₂O Stop, Continuous Line I/O H₂O Stop e Easy Tunable White (24V) / Accessories for Quick Install I H₂O Stop, Continuous Line I/O H₂O Stop and Easy Tunable White (24V) versions

Connettore 4 poli plug&play.	Plug&play connector 4 poles.	F021Z010000		
Doppio connettore 4 poli plug&play + cavo L 600 mm. Classe III.	Double plug&play connector 4 poles + cable 600 mm lenght. Class III.	F021Z090000		
Connettore 4 poli plug&play + cavo L 5000 mm. Classe III.	Plug&play connector 4 poles + cable 5000 mm lenght. Class III.	F021Z100000		


Outgraze 50

Accessori per versioni Quick Install I H₂O Stop, Continuous Line I/O H₂O Stop Dimmerabile DALI, Easy Dimmerabile e Tunable White DALI (120-240V) / Accessories for Quick Install I H₂O Stop, Continuous Line I/O H₂O Stop Dimmable DALI, Easy Dimmable and Tunable White DALI (120-240V) versions

Connettore 5 poli plug&play.	Plug&play connector 5 poles.	F021Z040000	
Connettore 5 poli plug&play + cavo L 5000 mm.	Plug&play connector 5 poles + cable 5000 mm lenght.	F021Z060000	
Doppio connettore 5 poli plug&play + cavo L 600 mm.	Double plug&play connector 5 poles + cable 600 mm lenght.	F021Z050000	
Scatola di derivazione 5 poli 4 vie IP68 (cavi 6-14 mm).	4 way junction box 5 poles IP68 (6-14 mm cables).	F990C030000	




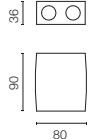

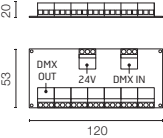

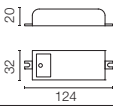

Outgraze 50

Alimentatori per versione Easy Tunable White DALI (24V) / Powers supplies for Easy Tunable White DALI (24V) version

Alimentatore per installazione remota 24V DC 50W / 120-240V IP67 Classe II selv.	Power supply for remote installation 24V DC 50W / 120-240V IP67 Class II selv.	RF25755		
Alimentatore per installazione remota 24V DC 70W / 220-240V IP67 Classe II selv.	Power supply for remote installation 24V DC 70W / 220-240V IP67 Class II selv.	RF25749		
Alimentatore per installazione remota 24V DC 96W / 120-240V IP67 Classe II selv.	Power supply for remote installation 24V DC 96W / 120-240V IP67 Class II selv.	RF25756		

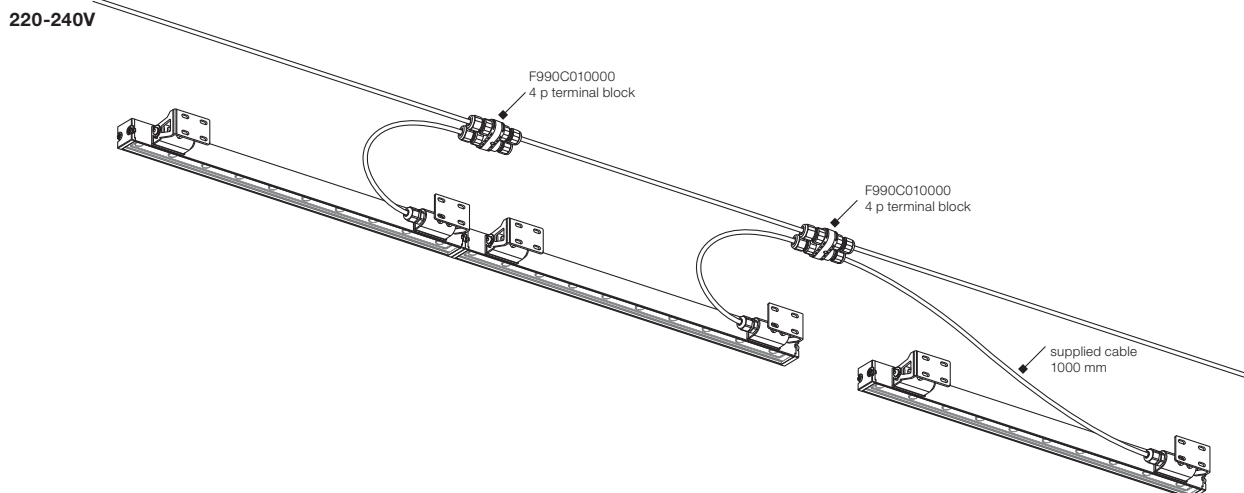
Outgraze 50

Accessori per gestione RGB-RGBW / Accessories for RGB-RGBW management

Controller DMX a parete per scatole ad incasso (60mm interasse fori).	DMX controller; dimmer switch for recessed box (60mm hole centres).	F990B10A000		
Controller DMX stand-alone/interfaccia pc.	DMX controller; stand-alone/pc interface.	F990B11A000		
DMX splitter 512 - dispositivo elettronico per rigenerare segnale dmx monodirezionale 1 Input e 7 output, 12-24Vdc. Alimentatore non incluso.	DMX splitter 512 - electronic device to regenerate the monodirectional DMX signal 1 Input and 7 output, 12-24Vdc. Power supply not included.	F990B13A000		
Alimentatore 24V 10W / 110-240V IP20 Classe II selv.	Power supply 24V 10W /110-240V IP20 Class II selv.	RF25747		
Cavo DMX schermato con impedenza costante 110 Ohm.	DMX cable - shielded twisted pair with 110 Ohm constant impedance.	F990B12A000		

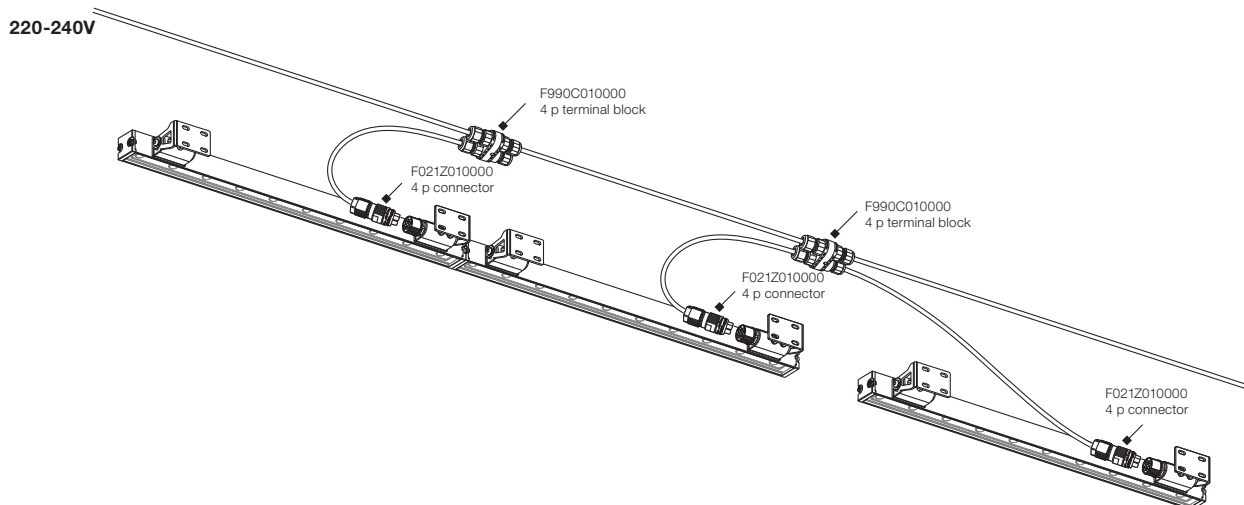
Schema elettrico n.7 / Wiring diagram n.7

Standard: spezzone di cavo in uscita 1000 mm (accessori per collegamento da ordinare) / 1000 mm lenght prewired cable (connecting accessory to be separately ordered)



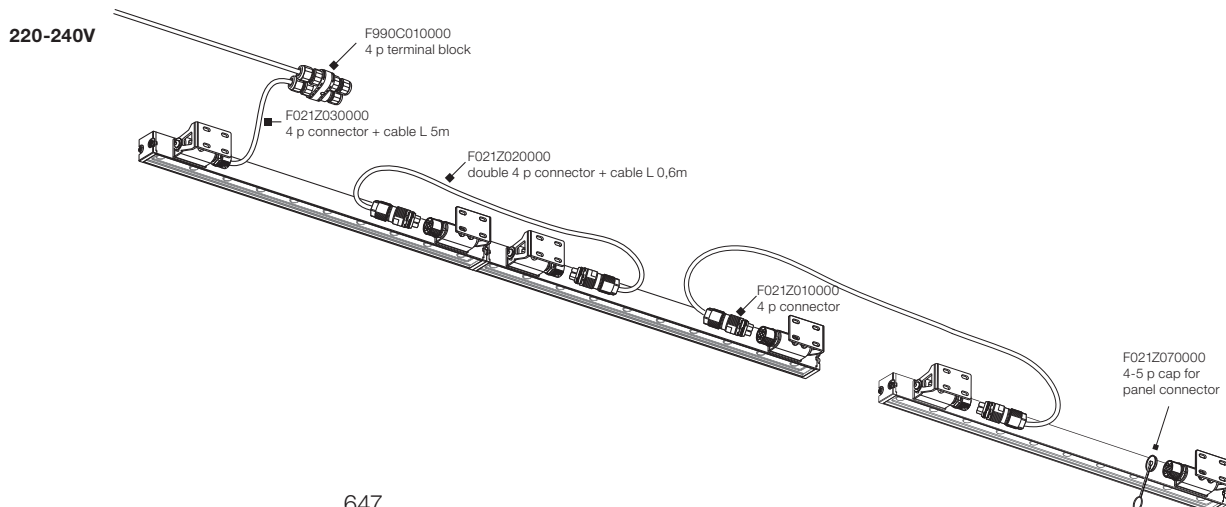
Schema elettrico n.8 / Wiring diagram n.8

Quick Install I H₂O Stop Fast Connect: connettore H₂O Stop Plug&Play preinstallato per connessione rapida (accessori per collegamento da ordinare) / Prewired H₂O Stop Plug&Play connector for an easy/rapid connection (connecting accessory to be ordered separately)



Schema elettrico n.9 / Wiring diagram n.9

Continous Line I/O H₂O Stop Fast Connect: connettori H₂O Stop Plug&Play preinstallati per connessione in linea (accessori per collegamento da ordinare) / Prewired H₂O Stop Plug&Play connectors for an easy in line connection (connecting accessory to be ordered separately)

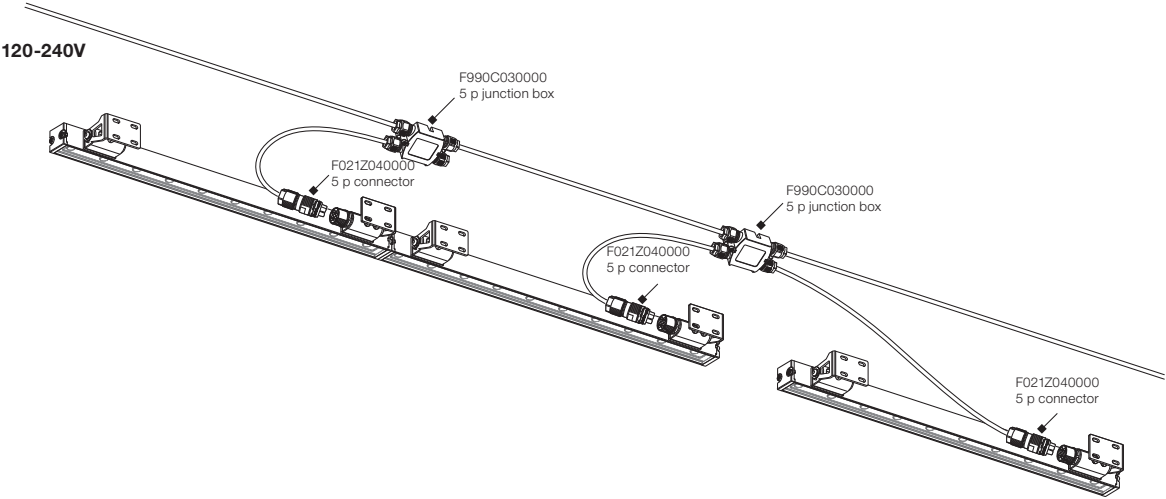


Standard Dimmable versions and Tunable White (120-240V) and Dimmable Easy versions

For Dimmable and Tunable White versions

Schema elettrico n.10 / Wiring diagram n.10

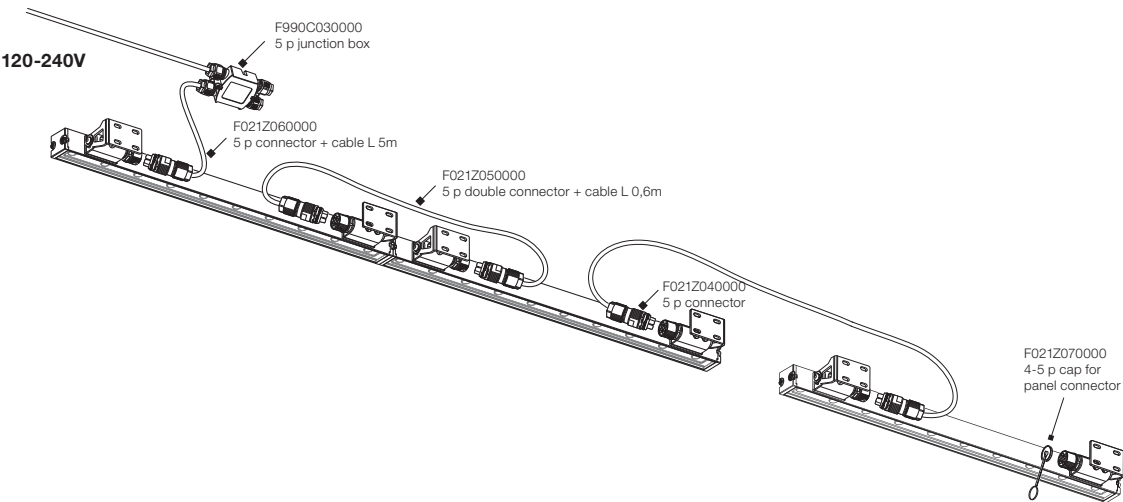
Quick Install I H₂O Stop: connettore H₂O Stop Plug&Play preinstallato per connessione rapida (accessori per collegamento da ordinare) / Prewired H₂O Stop Plug&Play connector for an easy/rapid connection (connecting accessory to be ordered separately)



For Dimmable and Tunable White versions

Schema elettrico n.11 / Wiring diagram n.11

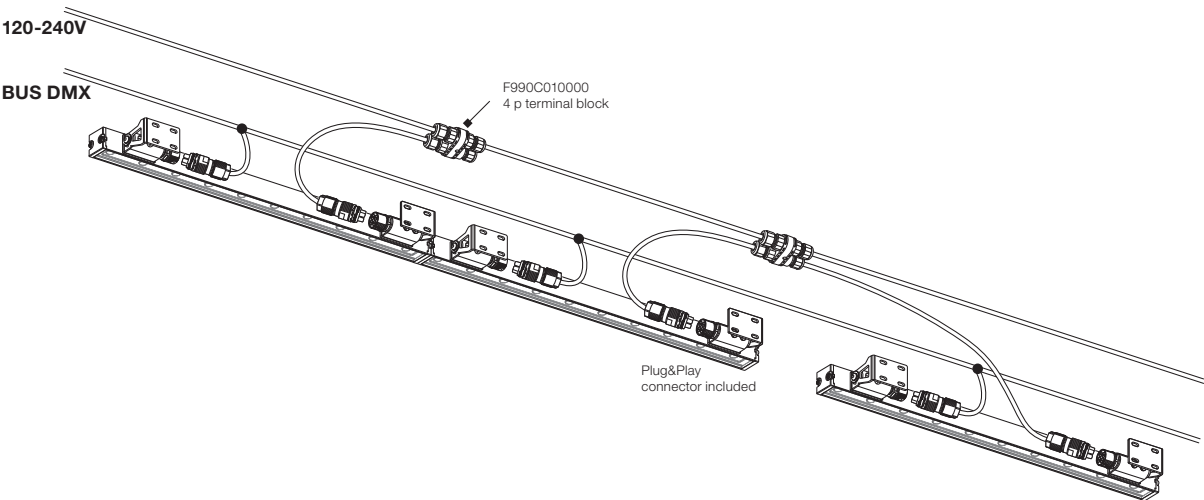
Continuous Line I/O H₂O Stop Fast Connect: connettori H₂O Stop Plug&Play preinstallati per connessione in linea (accessori per collegamento da ordinare) / Prewired H₂O Stop Plug&Play connectors for an easy in line connection (connecting accessory to be ordered separately)



For RGB-RGBW versions

Schema elettrico n.12 / Wiring diagram n.12

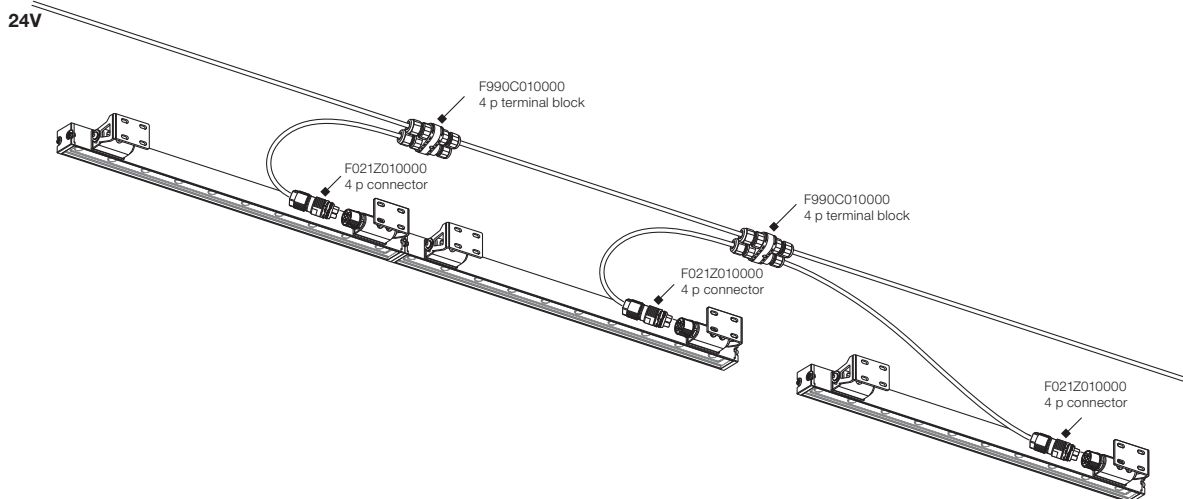
Connettori IP68 Plug&Play preinstallati / Prewired IP68 Plug&Play connectors



For Easy Tunable White versions

Schema elettrico n.13 / Wiring diagram n.13

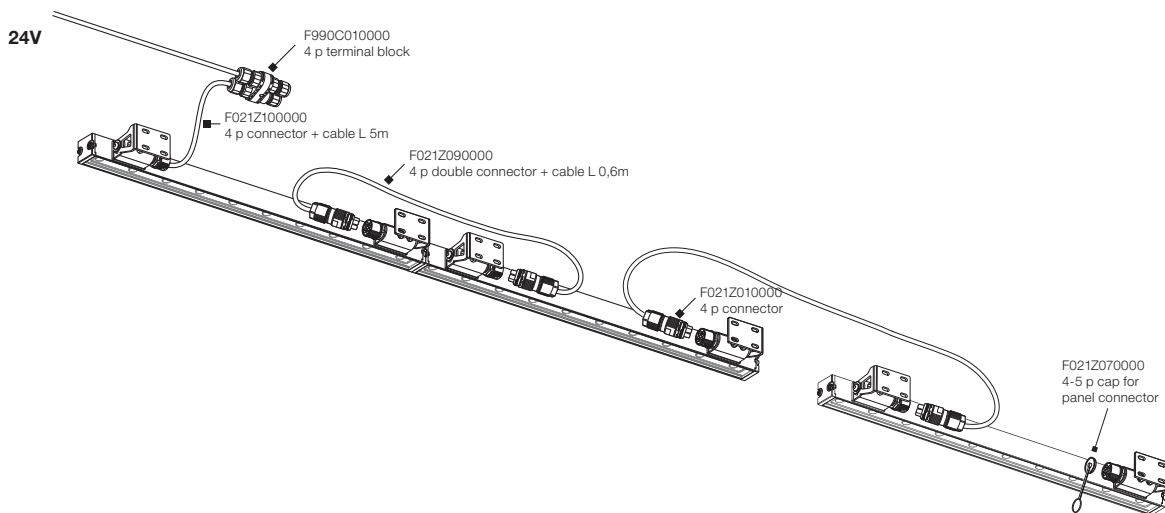
Quick Install I H₂O Stop Fast Connect: connettore H₂O Stop Plug&Play preinstallato per connessione rapida (accessori per collegamento da ordinare) / Prewired H₂O Stop Plug&Play connector for an easy/rapid connection (connecting accessory to be ordered separately)




For Easy Tunable White versions

Schema elettrico n.14 / Wiring diagram n.14

Continuous Line I/O H₂O Stop Fast Connect: connettori H₂O Stop Plug&Play preinstallati per connessione in linea (accessori per collegamento da ordinare) / Prewired H₂O Stop Plug&Play connectors for an easy in line connection (connecting accessory to be ordered separately)



Tau







Famiglia / Family

Tau L 354



Low Power Led
up to 3W
up to 231 lm - 2700K/CRI 80
up to 231 lm - 3000K/CRI 80
up to 231 lm - 4000K/CRI 80
* Net lumen output

Tau Opal L 354



Low Power Led
up to 3W
up to 118 lm - 2700K/CRI 80
up to 118 lm - 3000K/CRI 80
up to 118 lm - 4000K/CRI 80
* Net lumen output

Tau L 554



Low Power Led
up to 5W
up to 384 lm - 2700K/CRI 80
up to 384 lm - 3000K/CRI 80
up to 384 lm - 4000K/CRI 80
* Net lumen output

Tau Opal L 554



Low Power Led
up to 5W
up to 196 lm - 2700K/CRI 80
up to 196 lm - 3000K/CRI 80
up to 196 lm - 4000K/CRI 80
* Net lumen output

Tau L 1054



Low Power Led
up to 10W
up to 768 lm - 2700K/CRI 80
up to 768 lm - 3000K/CRI 80
up to 768 lm - 4000K/CRI 80
* Net lumen output

Tau Opal L 1054



Low Power Led
up to 10W
up to 392 lm - 2700K/CRI 80
up to 392 lm - 3000K/CRI 80
up to 392 lm - 4000K/CRI 80
* Net lumen output

Tau L 1554



Low Power Led
up to 15W
up to 1152 lm - 2700K/CRI 80
up to 1152 lm - 3000K/CRI 80
up to 1152 lm - 4000K/CRI 80
* Net lumen output

Tau Opal L 1554



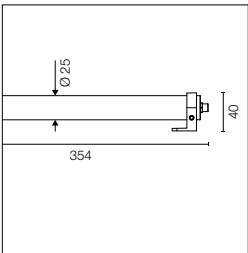

Low Power Led
up to 15W
up to 589 lm - 2700K/CRI 80
up to 589 lm - 3000K/CRI 80
up to 589 lm - 4000K/CRI 80
* Net lumen output














Descrizione / Description

Apparecchio lineare per installazione a parete o a soffitto con sorgente luminosa a LED. Corpo dell'apparecchio composto da tubo in policarbonato con filtro anti-UV, disponibile in quattro lunghezze nelle finiture opale o trasparente. Staffe di fissaggio in policarbonato sabbiato e tappi di chiusura in alluminio anodizzato. Dotato di connettore a vite alle estremità del tubo che richiede l'uso di cavo di alimentazione da ordinare separatamente, disponibile come cavo di lunghezza 2m singolo per connessione diretta all'alimentatore o due cavi per connessione in sequenza, da 8cm o da 20 cm. La lunghezza massima di installazione in sequenza è di 5m. Apparecchio in 24V dc, necessita di alimentatore remoto da ordinare separatamente.

Linear luminaire with LED light source, for installation on wall or ceiling. Polycarbonate tube structure with anti-UV filter. It is available in four lengths and opal or transparent finishes. Frosted polycarbonate fixing brackets and anodized aluminium closing caps. Equipped with screw connectors at the tube's ends which require the use of a feeding cable to be ordered separately. It is supplied with a 2 m cable for a direct connection to the power supply or two 8 cm or 20 cm cables for series connection. Maximum length for in series installation is 5 m. The 24 V dc luminaire is powered by a remote power supply to be ordered separately.

Tau L 354





Sorgente a LED inclusa.
Connettore a vite alle estremità
del tubo. Alimentazione
elettrica remota 24Vdc e
cavi di alimentazione singolo
o in sequenza da ordinare
separatamente.
Diffusore policarbonato
trasparente.
Dimmerabile.

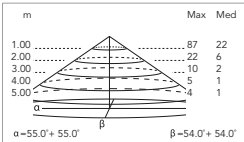
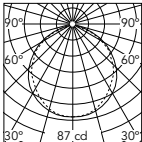
LED light source included.
Screw connector at the tube's
end. 24V dc remote electric
power supply and individual
or series feeding cables, to be
ordered separately.
Transparent polycarbonate
diffuser.
Adjustable light intensity.

Low - Power Led: 3W - 255 lm ≠ OUTPUT 231 lm - 2700K/CRI 80 - 24Vdc / 3W - 255 lm ≠ OUTPUT 231 lm - 3000K/CRI 80 - 24Vdc / 3W - 255 lm ≠ OUTPUT 231 lm - 4000K/CRI 80 - 24Vdc

2700K
FA523203

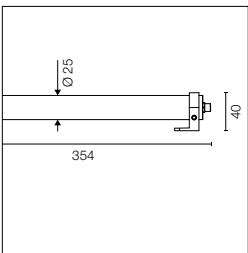

3000K
FA523003














4000K
FA523002



@ 4000K

Tau Opal L 354





Sorgente a LED inclusa.
Connettore a vite alle estremità
del tubo. Alimentazione
elettrica remota 24Vdc e
cavi di alimentazione singolo
o in sequenza da ordinare
separatamente.
Diffusore policarbonato opale.
Dimmerabile.

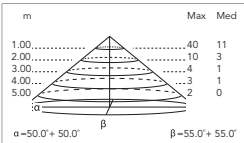
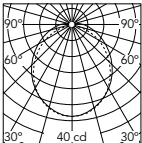
LED light source included.
Screw connector at the tube's
end. 24V dc remote electric
power supply and individual
or series feeding cables, to be
ordered separately
Opal polycarbonate diffuser.
Adjustable light intensity.

Low - Power Led: 3W - 255 lm ≠ OUTPUT 118 lm - 2700K/CRI 80 - 24Vdc / 3W - 255 lm ≠ OUTPUT 118 lm - 3000K/CRI 80 - 24Vdc / 3W - 255 lm ≠ OUTPUT 118 lm - 4000K/CRI 80 - 24Vdc

2700K
FA523213

3000K
FA523013

4000K
FA523012

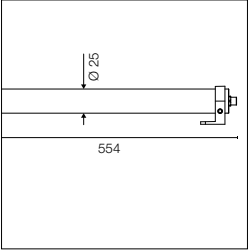













@ 4000K

* Numero massimo di apparecchi per alimentatore / Maximum number of luminaires per power supply.

Numero massimo di apparecchi per alimentatore (Vin220÷240). Dati indicativi da verificare con le specifiche condizioni di installazione.	Maximum number of luminaires per power supply. (220÷240 V). These data must be checked taking into account the specific installation conditions.	Acc. RF25754	2	Acc. RF26387.A	5
		Acc. RF25748	2	Acc. RF25752	6
		Acc. RF25747	3	Acc. RF25755	16
		Acc. RF25757	3	Acc. RF25749	22
		Acc. RF25750	5	Acc. RF25756	30
		Acc. F990B21A000	5		

Tau L 554





Sorgente a LED inclusa.
Connettore a vite alle estremità
del tubo. Alimentazione
elettrica remota 24Vdc e
cavi di alimentazione singolo
o in sequenza da ordinare
separatamente.
Diffusore policarbonato
trasparente.
Dimmerabile.

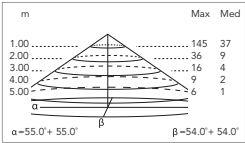
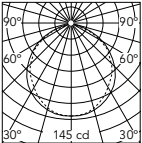
LED light source included.
Screw connector at the tube's
end. 24V dc remote electric
power supply and individual
or series feeding cables, to be
ordered separately.
Transparent polycarbonate
diffuser.
Adjustable light intensity.

Low - Power Led: 5W - 420 lm ≠ OUTPUT 384 lm - 2700K/CRI 80 - 24Vdc / 5W - 420 lm ≠ OUTPUT 384 lm - 3000K/CRI 80 - 24Vdc / 5W - 420 lm ≠ OUTPUT 384 lm - 4000K/CRI 80 - 24Vdc

2700K
FA523223

3000K
FA523023

4000K
FA523022

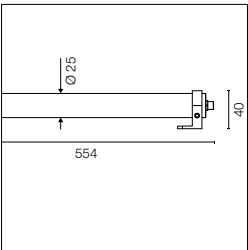













m	Max	Med
1.00	145	37
2.00	36	9
3.00	16	4
4.00	9	2
5.00	6	1

α=55.0°+55.0° β=54.0°+54.0°

@ 4000K

Tau Opal L 554





Sorgente a LED inclusa.
Connettore a vite alle estremità
del tubo. Alimentazione
elettrica remota 24Vdc e
cavi di alimentazione singolo
o in sequenza da ordinare
separatamente.
Diffusore policarbonato opale.
Dimmerabile.

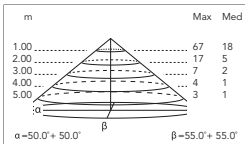
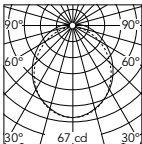
LED light source included.
Screw connector at the tube's
end. 24V dc remote electric
power supply and individual
or series feeding cables, to be
ordered separately
Opal polycarbonate diffuser.
Adjustable light intensity.

Low - Power Led: 5W - 420 lm ≠ OUTPUT 196 lm - 2700K/CRI 80 - 24Vdc / 5W - 420 lm ≠ OUTPUT 196 lm - 3000K/CRI 80 - 24Vdc / 5W - 420 lm ≠ OUTPUT 196 lm - 4000K/CRI 80 - 24Vdc

2700K
FA523233

3000K
FA523033

4000K
FA523032



m	Max	Med
1.00	67	18
2.00	17	5
3.00	7	2
4.00	4	1
5.00	3	1

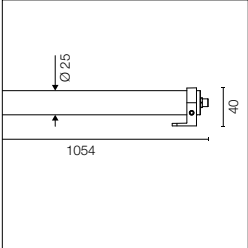

α=50.0°+50.0° β=55.0°+55.0°














@ 4000K

* Numero massimo di apparecchi per alimentatore / Maximum number of luminaires per power supply.

Numero massimo di apparecchi per alimentatore (Vin220÷240). Dati indicativi da verificare con le specifiche condizioni di installazione.	Maximum number of luminaires per power supply. (220÷240 V). These data must be checked taking into account the specific installation conditions.	Acc. RF25754	1	Acc. RF26387.A	3
		Acc. RF25748	1	Acc. RF25752	4
		Acc. RF25747	2	Acc. RF25755	10
		Acc. RF25757	2	Acc. RF25749	14
		Acc. RF25750	3	Acc. RF25756	18
		Acc. F990B21A000	3		

Tau L 1054



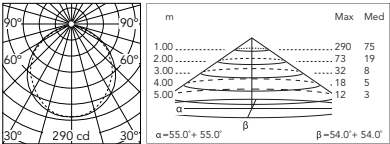


Sorgente a LED inclusa.
Connettore a vite alle estremità
del tubo. Alimentazione
elettrica remota 24Vdc e
cavi di alimentazione singolo
o in sequenza da ordinare
separatamente.
Diffusore policarbonato
trasparente.
Dimmerabile.

LED light source included.
Screw connector at the tube's
end. 24V dc remote electric
power supply and individual
or series feeding cables, to be
ordered separately.
Transparent polycarbonate
diffuser.
Adjustable light intensity.

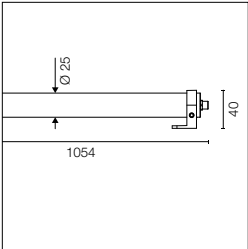

Low - Power Led: 10W - 840 lm ≠ OUTPUT 768 lm - 2700K/CRI 80 - 24Vdc / 10W - 840 lm ≠ OUTPUT 768 lm - 3000K/CRI 80 - 24Vdc / 10W - 840 lm ≠ OUTPUT 768 lm - 4000K/CRI 80 - 24Vdc














2700K	3000K	4000K
FA523243	FA523043	FA523042



@ 4000K

Tau Opal L 1054



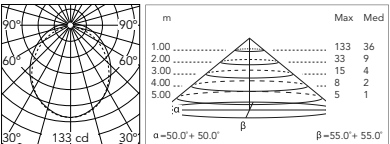


Sorgente a LED inclusa.
Connettore a vite alle estremità
del tubo. Alimentazione
elettrica remota 24Vdc e
cavi di alimentazione singolo
o in sequenza da ordinare
separatamente.
Diffusore policarbonato opale.
Dimmerabile.

LED light source included.
Screw connector at the tube's
end. 24V dc remote electric
power supply and individual
or series feeding cables, to be
ordered separately
Opal polycarbonate diffuser.
Adjustable light intensity.

Low - Power Led: 10W - 840 lm ≠ OUTPUT 393 lm - 2700K/CRI 80 - 24Vdc / 10W - 840 lm ≠ OUTPUT 393 lm - 3000K/CRI 80 - 24Vdc / 10W - 840 lm ≠ OUTPUT 393 lm - 4000K/CRI 80 - 24Vdc

2700K	3000K	4000K
FA523253	FA523053	FA523052

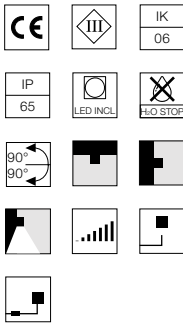
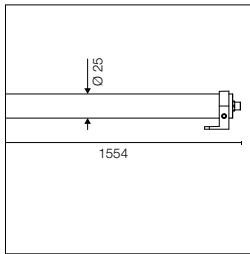


@ 4000K

* Numero massimo di apparecchi per alimentatore / Maximum number of luminaires per power supply.

Numero massimo di apparecchi per alimentatore (Vin220÷240). Dati indicativi da verificare con le specifiche condizioni di installazione.	Maximum number of luminaires per power supply. (220÷240 V). These data must be checked taking into account the specific installation conditions.	Acc. RF25750	1	Acc. RF25755	5
		Acc. F990B21A000	1	Acc. RF25749	7
		Acc. RF26387.A	1	Acc. RF25756	9
		Acc. RF25752	2		

Tau L 1554



Sorgente a LED inclusa.
Connettore a vite alle estremità
del tubo. Alimentazione
elettrica remota 24Vdc e
cavi di alimentazione singolo
o in sequenza da ordinare
separatamente.
Diffusore policarbonato
trasparente.
Dimmerabile.

LED light source included.
Screw connector at the tube's
end. 24V dc remote electric
power supply and individual
or series feeding cables, to be
ordered separately.
Transparent polycarbonate
diffuser.
Adjustable light intensity.

Low - Power Led: 15W - 1260 lm ≠ OUTPUT 1152 lm - 2700K/CRI 80 - 24Vdc / 15W - 1260 lm ≠ OUTPUT 1152 lm - 3000K/CRI 80 - 24Vdc / 15W - 1260 lm ≠ OUTPUT 1152 lm - 4000K/CRI 80 - 24Vdc

2700K

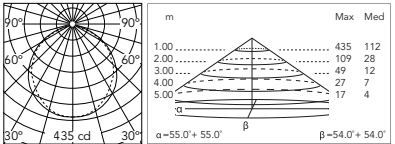
FA523263

3000K

FA523063

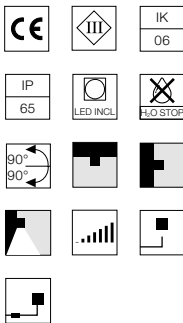
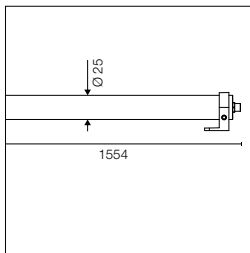
4000K

FA523062



@ 4000K

Tau Opal L 1554



Sorgente a LED inclusa.
Connettore a vite alle estremità
del tubo. Alimentazione
elettrica remota 24Vdc e
cavi di alimentazione singolo
o in sequenza da ordinare
separatamente.
Diffusore policarbonato opale.
Dimmerabile.

LED light source included.
Screw connector at the tube's
end. 24V dc remote electric
power supply and individual
or series feeding cables, to be
ordered separately
Opal polycarbonate diffuser.
Adjustable light intensity.

Low - Power Led: 15W - 1260 lm ≠ OUTPUT 589 lm - 2700K/CRI 80 - 24Vdc / 15W - 1260 lm ≠ OUTPUT 589 lm - 3000K/CRI 80 - 24Vdc / 15W - 1260 lm ≠ OUTPUT 589 lm - 4000K/CRI 80 - 24Vdc

2700K

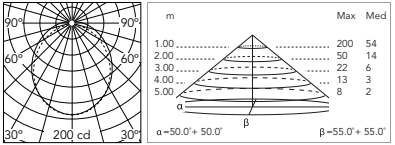
FA523273

3000K

FA523073

4000K

FA523072



@ 4000K


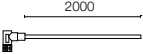



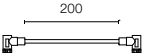
* Numero massimo di apparecchi per alimentatore / Maximum number of luminaires per power supply.

Numero massimo di apparecchi
per alimentatore (Vin220÷240).
Dati indicativi da verificare
con le specifiche condizioni di
installazione.


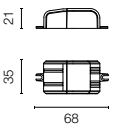

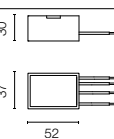

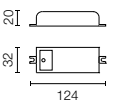

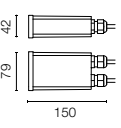


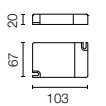


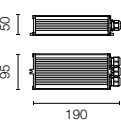


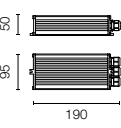

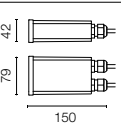

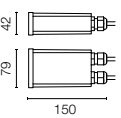
Maximum number of luminaires
per power supply. (220÷240 V).
These data must be checked
taking into account the specific
installation conditions.

Acc. RF25750	1	Acc. RF25755	3
Acc. F990B21A000	1	Acc. RF25749	4
Acc. RF26387.A	1	Acc. RF25756	6
Acc. RF25752	1		


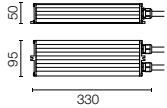
Tau: Accessori / Accessories

Cavo di alimentazione L.2000mm. Connettore singolo.	Supply cable L.2000mm Single connector.	FA172		
Cavo di alimentazione L.80mm. Connettore doppio.	Supply cable L.80mm Double connector.	FA173		
Cavo di alimentazione L.200mm. Connettore doppio.	Supply cable L.200mm Double connector.	FA174		

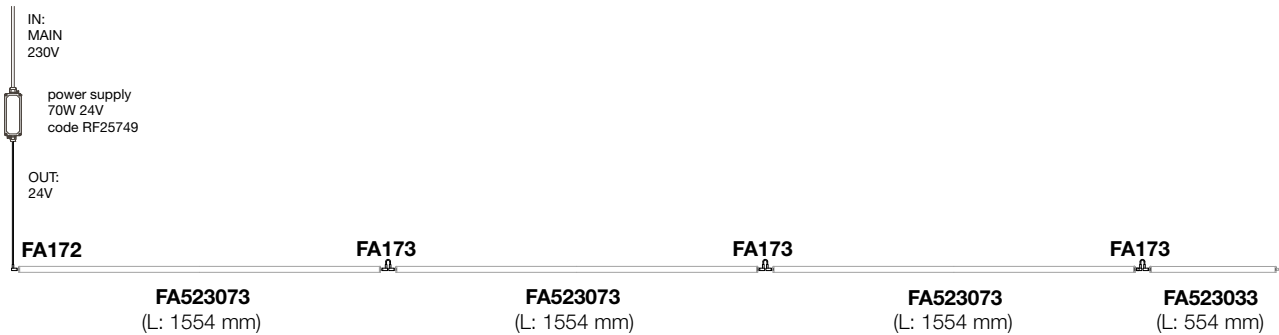
Tau: Driver / Drivers

Alimentatore doppia funzione Vout 24Vdc: 8W/100÷240V Iout 350ma: 6x1W/100÷240V IP20 Classe II Selv Eq.	Power supply dual function Vout 24Vdc: 8W/100÷240V Iout 350ma: 6x1W/100÷240V IP20 Class II Selv Eq.	Tau L. 554 *RF25754		
Alimentatore 24V 8W / 110-240V IP65 Classe II selv.	Power supply 24V 8W / 110-240V IP65 Class II selv.	Tau L. 554 *RF25748		
Alimentatore 24V 10W / 110-240V IP20 Classe II selv.	Power supply 24V 10W / 110-240V IP20 Class II selv.	Tau L. 554 *RF25747		
Alimentatore 24V 10W / 110-240V IP67 Classe II selv.	Power supply 24V 10W / 110-240V IP67 Class II selv.	Tau L. 554 *RF25757		
Alimentatore per installazione remota 24Vdc 17W / 110-240V (15W@110V) IP20 Classe II selv.	Power supply for remote installation 24Vdc 17W / 110-240V (15W@110V) IP20 Class II selv.	*RF25750  Dimmable Push-Dim Or 1-10V See Wiring Diagram n.4. Page 854.		
Alimentatore 17W/110÷240V - 24Vdc (15W@110V) IP67 Classe II Selv.	Power supply 17W/110÷240V - 24Vdc (15W@110V) IP67 Class II Selv.	*F990B21A000  Dimmable Push-Dim Or 1-10V See Wiring Diagram n.4. Page 854.		
Alimentatore per installazione remota 24Vdc 20W / 110-240Vdc (15W@110V) IP67 Classe II selv.	Power supply for remote installation 24Vdc 20W / 110-240Vdc (15W@110V) IP67 Class II selv.	*RF26387.A  Dimmable DALI See Wiring Diagram n.4. Page 854.		
Alimentatore per installazione remota 24Vdc 20W / 220-240V IP67 Classe II selv.	Power supply for remote installation 24Vdc 20W / 220-240V IP67 Class II selv.	*RF25752		
Alimentatore 24Vdc 35W / 120-270V IP67 Classe II selv.	Power supply 24Vdc 35W / 120-270V IP67 Class II selv.	F990B23AZ00		

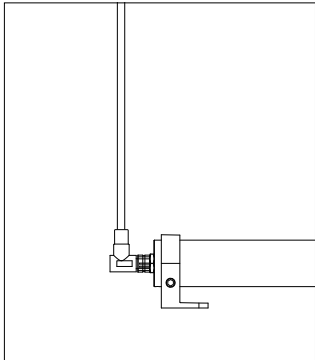
Tau: Driver / Drivers

Alimentatore per installazione remota 24Vdc 50W / 120-240V IP67 Classe II selv.	Power supply for remote installation 24Vdc 50W / 120-240V IP67 Class II selv.	*RF25755	 
Alimentatore per installazione remota 24Vdc 70W / 220-240V IP67 Classe II selv.	Power supply for remote installation 24Vdc 70W / 220-240V IP67 Class II selv.	*RF25749	 
Alimentatore per installazione remota 24Vdc 96W / 120-240V IP67 Classe II selv.	Power supply for remote installation 24Vdc 96W / 120-240V IP67 Class II selv.	*RF25756	 

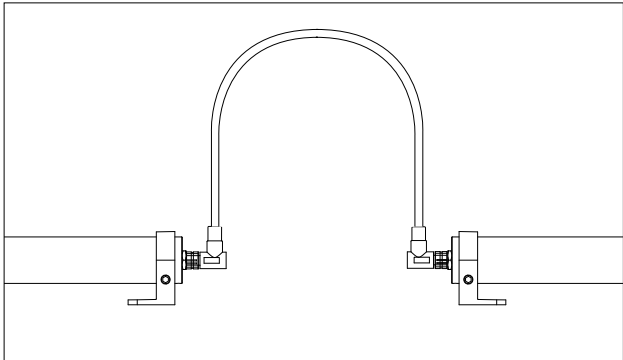
Esempio di configurazione / Example of configuration



Massima lunghezza in fila continua 5mt / Max length in continuous 5mt



Acc. FA172



Acc. FA173

Cielo



Cielo





Famiglia / Family

Cielo L 645



Power Led
up to 16W
up to 1222 lm - 2700K/CRI 80
up to 1314 lm - 3000K/CRI 80
up to 1423 lm - 4000K/CRI 80
* Net lumen output
2200K available on request.

Cielo L 1245



Power Led
up to 32W
up to 2444 lm - 2700K/CRI 80
up to 2628 lm - 3000K/CRI 80
up to 2847 lm - 4000K/CRI 80
* Net lumen output
2200K available on request.

Cielo Opal L 645 RGB



RGB - Power Led
up to 26W
* Net lumen output

Cielo Opal L 1245 RGB



RGB - Power Led
up to 48W
* Net lumen output

Colori / Colours



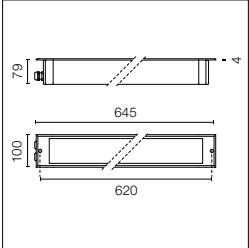

06 Grey
















33 Anthracite

Apparecchio lineare da incasso a terra calpestabile, installabile anche a parete e a soffitto con cassaforma dedicata, o in controsoffitto con apposito telaio. Corpo in estruso in alluminio con doppia testata di chiusura in alluminio pressofuso lega EN AB 47100 (a basso contenuto di rame). Diffusore in vetro temprato spessore 8mm, trasparente o sabbiato, con bordo serigrafato fissato attraverso un sistema di incollaggio robotizzato. L'apparecchio è cablato con due pressacavi M20 in materiale plastico posizionati ad un estremo per il collegamento al modulo elettrico, fissato su una piastra estraibile; l'ottica basculante sull'asse verticale garantisce maggiore flessibilità di puntamento. Completano la gamma le versioni RGB per la creazione di scenografie luminose colorate; nelle versioni RGB l'apparecchio è dotato di due spezzoni di cavo per una facile connessione. L'installazione richiede una cassaforma da incasso da ordinare separatamente. È necessario garantire un livello adeguato di materiale drenante sotto la cassaforma o fornire un sistema di scarico per evitare il ristagno di acqua. Per garantire la tenuta del pressacavo è necessario utilizzare cavi elettrici flessibili idonei all'impiego in ambienti esterni.

Linear ground-recessed walkable luminaire. It can also be wall or ceiling mounted with a specific junction box and in a false ceiling with a specific structure. Extruded aluminum body with EN AB-47100 die cast aluminum double header (with low copper content). 8mm thick tempered glass diffuser, transparent or frosted, with silkscreen edge and attached with a robotic gluing system. The luminaire is cabled with two M20 plastic cable guides. Set at one of the ends, they connect the luminaire with the electric module fixed on a removable panel. The tilting spotlight on the vertical axis facilitates the direction of the light beam. To complete the series, there's also the RGB version which allows the creation of colored light sceneries. In this version, the luminaire has two cable indicators for an easier connection. The installation requires a specific box that needs to be ordered separately. To avoid water stagnation, the bottom part of said box needs to be isolated with a layer of draining material or another drain system. To ensure the preservation of the cable guide it's recommended to use flexible electric cables suitable for exterior use.







Sorgente a LED inclusa.
Alimentazione elettrica 220-240V ON/ OFF e dimmerabile 1-10V o DALI integrata.
Orientabilità asse verticale: max 12°. Necessaria cassaforma da incasso o telaio per cartongesso da ordinare separatamente.
Dotato di due pressacavi M20 in materiale plastico (cavi 6<ø<12mm) per il collegamento al modulo elettrico per connessione a tenuta stagna.
Vetro trasparente extrachiaro.

LED source included. Integrated power supply 220-240V ON/ OFF and dimmable 1-10V or DALI. Adjustment on the vertical axis: max. 12°. The necessary junction box or the structure for plasterboard installation need to be ordered separately. With two M20 cable guides (6<ø<12mm cables) for the connection to the watertight electrical module. Extraclear transparent glass.

2200K disponibile su richiesta.

2200K available on request.

Optic Spot 10°

Power Led: 16W - 1339 lm ≠ OUTPUT 1222 lm - 2700K/CRI 80 - 220÷240V / 16W - 1440 lm ≠ OUTPUT 1314 lm - 3000K/CRI 80 - 220÷240V / 16W - 1560 lm ≠ OUTPUT 1423 lm - 4000K/CRI 80 - 220÷240V

2700K

Non Dimmable

- FA94851206
- FA94851233

1-10V

- FA94851206-310
- FA94851233-310

Dali

- FA94851206-300
- FA94851233-300

3000K

Non Dimmable

- FA94831206
- FA94831233

1-10V

- FA94831206-310
- FA94831233-310

Dali

- FA94831206-300
- FA94831233-300

4000K

Non Dimmable

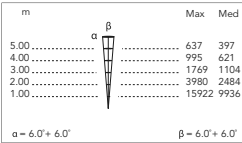
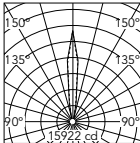
- FA941861206
- FA941861233

1-10V

- FA941861206-310
- FA941861233-310

Dali

- FA941861206-300
- FA941861233-300



m	Max	Med
5.00	637	397
4.00	995	621
3.00	1769	1104
2.00	3980	2484
1.00	15922	9936

α = 6.0° + 6.0° β = 6.0° + 6.0°

@ 4000K

Optic Medium 45°

Power Led: 16W - 1339 lm ≠ OUTPUT 1071 lm - 2700K/CRI 80 - 220÷240V / 16W - 1440 lm ≠ OUTPUT 1152 lm - 3000K/CRI 80 - 220÷240V / 16W - 1560 lm ≠ OUTPUT 1248 lm - 4000K/CRI 80 - 220÷240V

2700K

Non Dimmable

- FA94851306
- FA94851333

1-10V

- FA94851306-310
- FA94851333-310

Dali

- FA94851306-300
- FA94851333-300

3000K

Non Dimmable

- FA94831306
- FA94831333

1-10V

- FA94831306-310
- FA94831333-310

Dali

- FA94831306-300
- FA94831333-300

4000K

Non Dimmable

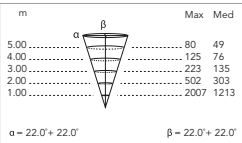
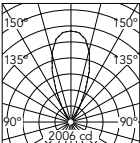
- FA941861306
- FA941861333

1-10V

- FA941861306-310
- FA941861333-310

Dali

- FA941861306-300
- FA941861333-300



m	Max	Med
5.00	80	49
4.00	125	76
3.00	223	135
2.00	502	303
1.00	2007	1213

α = 22.0° + 22.0° β = 22.0° + 22.0°

@ 4000K

Elliptical Optic - 12°+ 54°

Power Led: 16W - 1339 lm ≠ OUTPUT 1074 lm - 2700K/CRI 80 - 220÷240V / 16W - 1440 lm ≠ OUTPUT 1155 lm - 3000K/CRI 80 - 220÷240V / 16W - 1560 lm ≠ OUTPUT 1251 lm - 4000K/CRI 80 - 220÷240V

2700K

Non Dimmable

- FA948513106
- FA948513133

1-10V

- FA948513106-310
- FA948513133-310

Dali

- FA948513106-300
- FA948513133-300

3000K

Non Dimmable

- FA948313106
- FA948313133

1-10V

- FA948313106-310
- FA948313133-310

Dali

- FA948313106-300
- FA948313133-300

4000K

Non Dimmable

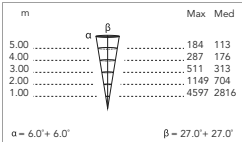
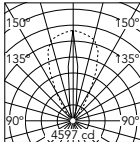
- FA9418613106
- FA9418613133

1-10V

- FA9418613106-310
- FA9418613133-310

Dali

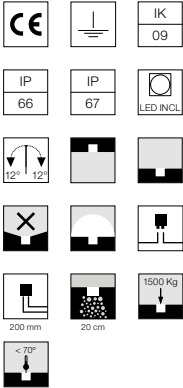
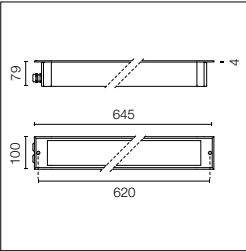
- FA9418613106-300
- FA9418613133-300



m	Max	Med
5.00	184	113
4.00	287	176
3.00	511	313
2.00	1149	704
1.00	4597	2816

α = 6.0° + 6.0° β = 27.0° + 27.0°

@ 4000K



Sorgente RGB a LED inclusa. Alimentazione elettrica 220-240V con interfaccia DMX-RDM integrata. Orientabilità asse verticale: max 12°. Necessaria cassaforma da incasso o telaio per cartongesso da ordinare separatamente. Dotato di due spezzoni di cavo uscente in neoprene 200 mm e kit con connettori crimp e guaina termorestringente adesiva per connessione a tenuta stagna. Vetro sabbiato.

Schema elettrico e installazione sistema RGB.

Vedere Schema Elettrico n.8
Page 857.

RGB LED source included. Electrical power supply 220-240V with integrated DMX-RDM interface. Adjustment on the vertical axis: max. 12°. The necessary junction box or the structure for plasterboard installation need to be ordered separately. Equipped with two 200mm protruding sections of neoprene cable and a kit with crimpable connectors and adhesive heat-shrinkable sleeves that guarantee the tightness of the connection. Frosted glass.

Wiring diagram and installation scheme RGB.

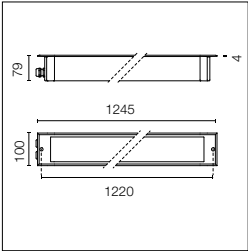

See Wiring Diagram n.8
Page 857.








RGB Power Led: 26W - 220÷240V







RGB








- FA941871306
- FA941871333

Photometric data on request.









Sorgente a LED inclusa.
Alimentazione elettrica 220-240V ON/ OFF e dimmerabile 1-10V o DALI integrata.
Orientabilità asse verticale: max 12°. Necessaria cassaforma da incasso o telaio per cartongesso da ordinare separatamente.
Dotato di due pressacavi M20 in materiale plastico (cavi 6<ø<12mm) per il collegamento al modulo elettrico per connessione a tenuta stagna.
Vetro trasparente extrachiaro.

LED source included. Integrated power supply 220-240V ON/ OFF and dimmable 1-10V or DALI. Adjustment on the vertical axis: max. 12°. The necessary junction box or the structure for plasterboard installation need to be ordered separately. With two M20 cable guides (6<ø<12mm cables) for the connection to the watertight electrical module. Extraclear transparent glass.

2200K disponibile su richiesta.

2200K available on request.

Optic Spot 10°

Power Led: 32W - 2678 lm ≠ OUTPUT 2444 lm - 2700K/CRI 80 - 220÷240V / 32W - 2880 lm ≠ OUTPUT 2628 lm - 3000K/CRI 80 - 220÷240V / 32W - 3120 lm ≠ OUTPUT 2847 lm - 4000K/CRI 80 - 220÷240V

2700K

Non Dimmable

- FA94861206
- FA94861233

1-10V

- FA94861206-310
- FA94861233-310

Dali

- FA94861206-300
- FA94861233-300

3000K

Non Dimmable

- FA94801206
- FA94801233

1-10V

- FA94801206-310
- FA94801233-310

Dali

- FA94801206-300
- FA94801233-300

4000K

Non Dimmable

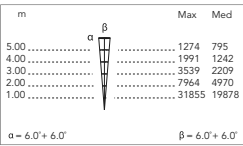
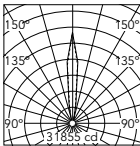
- FA941881206
- FA941881233

1-10V

- FA941881206-310
- FA941881233-310

Dali

- FA941881206-300
- FA941881233-300



@ 4000K

Optic Medium 45°

Power Led: 32W - 2678 lm ≠ OUTPUT 2142 lm - 2700K/CRI 80 - 220÷240V / 32W - 2880 lm ≠ OUTPUT 2303 lm - 3000K/CRI 80 - 220÷240V / 32W - 3120 lm ≠ OUTPUT 2495 lm - 4000K/CRI 80 - 220÷240V

2700K

Non Dimmable

- FA94861306
- FA94861333

1-10V

- FA94861306-310
- FA94861333-310

Dali

- FA94861306-300
- FA94861333-300

3000K

Non Dimmable

- FA94801306
- FA94801333

1-10V

- FA94801306-310
- FA94801333-310

Dali

- FA94801306-300
- FA94801333-300

4000K

Non Dimmable

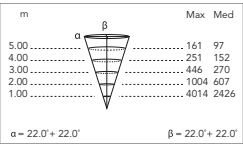
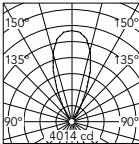
- FA941881306
- FA941881333

1-10V

- FA941881306-310
- FA941881333-310

Dali

- FA941881306-300
- FA941881333-300



@ 4000K

Elliptical Optic - 12°+ 54°

Power Led: 32W - 2678 lm ≠ OUTPUT 2148 lm - 2700K/CRI 80 - 220÷240V / 32W - 2880 lm ≠ OUTPUT 2310 lm - 3000K/CRI 80 - 220÷240V / 32W - 3120 lm ≠ OUTPUT 2503 lm - 4000K/CRI 80 - 220÷240V

2700K

Non Dimmable

- FA948613106
- FA948613133

1-10V

- FA948613106-310
- FA948613133-310

Dali

- FA948613106-300
- FA948613133-300

3000K

Non Dimmable

- FA948013106
- FA948013133

1-10V

- FA948013106-310
- FA948013133-310

Dali

- FA948013106-300
- FA948013133-300

4000K

Non Dimmable

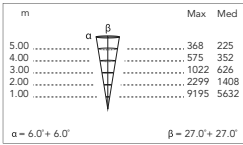
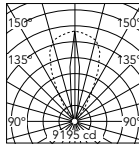
- FA9418813106
- FA9418813133

1-10V

- FA9418813106-310
- FA9418813133-310

Dali

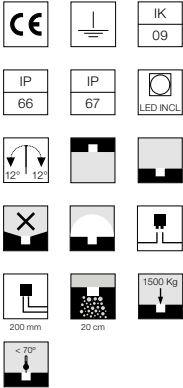
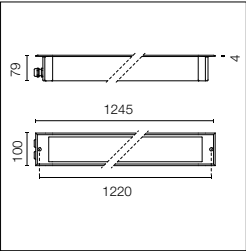
- FA9418813106-300
- FA9418813133-300



@ 4000K

Cielo

670



Sorgente RGB a LED inclusa. Alimentazione elettrica 220-240V con interfaccia DMX-RDM integrata. Orientabilità asse verticale: max 12°. Necessaria cassaforma da incasso o telaio per cartongesso da ordinare separatamente. Dotato di due spezzoni di cavo uscente in neoprene 200 mm e kit con connettori crimp e guaina termorestringente adesiva per connessione a tenuta stagna. Vetro sabbiato.

Schema elettrico e installazione sistema RGB.

Vedere Schema Elettrico n.8
Page 857.

RGB LED source included. Electrical power supply 220-240V with integrated DMX-RDM interface. Adjustment on the vertical axis: max. 12°. The necessary junction box or the structure for plasterboard installation need to be ordered separately. Equipped with two 200mm protruding sections of neoprene cable and a kit with crimpable connectors and adhesive heat-shrinkable sleeves that guarantee the tightness of the connection. Frosted glass.

Wiring diagram and installation scheme RGB.

See Wiring Diagram n.8
Page 857.


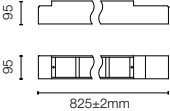

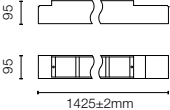

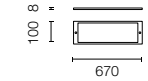

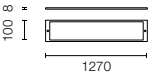
RGB Power Led: 48W - 220÷240V

RGB

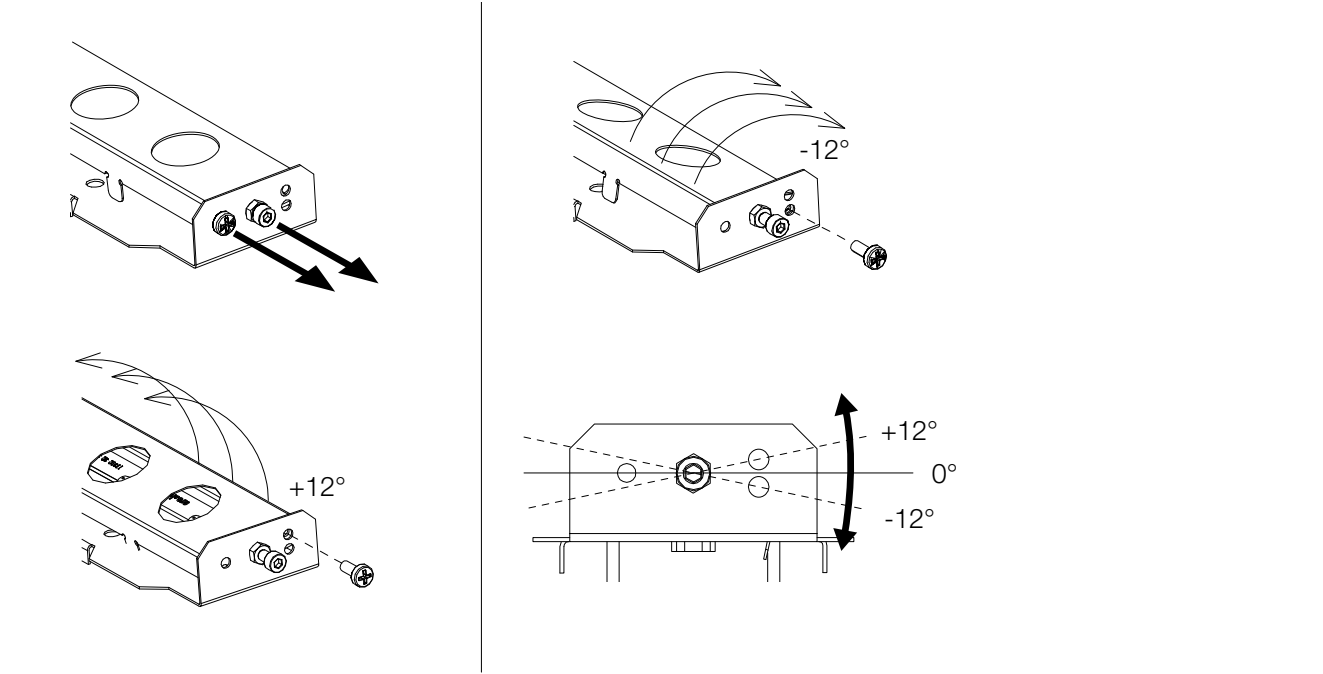
- FA941891306
- FA941891333

Photometric data on request.

Cielo: Accessori / Accessories

Scatola per incasso.	Box for installation.	Cielo L 645 FA71		
Scatola per incasso.	Box for installation.	Cielo L 1245 FA72		
Telaio per controsoffitto.	Frame for recessed installation in the ceiling	Cielo L 645 FA81		
Telaio per controsoffitto.	Frame for recessed installation in the ceiling	Cielo L 1245 FA82		

Adjustability LED




Cielo: Accessori / Accessories

Dispositivo di protezione per il sovraccarico. 275 Vac. Corrente massima di scarica 10KA (8/29us). Massima corrente operativa 5A. Adatto per la connessione in serie. IP66.

Surge protection device. 275Vac. Maximum discharge current 10KA (8/20us). Maximum operating current 5A. Suitable for series connection. IP66.

F990E00A000



Cielo RGB: Accessori / Accessories

Controller DMX a parete per scatole ad incasso (60mm interasse fori).

DMX controller; dimmer switch for recessed box (60mm hole centres).

F990B10A000



Controller DMX stand-alone/interfaccia pc.

DMX controller; stand-alone/pc interface.

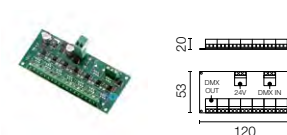
F990B11A000



DMX splitter 512 - dispositivo elettronico per rigenerare segnale dmx monodirezionale 1 Input e 7 output, 12-24Vdc. Alimentatore non incluso.

DMX splitter 512 - electronic device to regenerate the monodirectional DMX signal 1 Input and 7 output, 12-24Vdc. Power supply not included.

F990B13A000



Cavo DMX schermato con impedenza costante 110 Ohm.

DMX cable - shielded twisted pair with 110 Ohm constant impedance.

F990B12A000



Eclipse



Eclipse





Famiglia / Family

Eclipse



Mid-Power Led

up to 10W
up to 387 lm - 2700K/CRI 80
up to 416 lm - 3000K/CRI 80
up to 437 lm - 4000K/CRI 80
* Net lumen output

Mid-Power Led

up to 7,5W
up to 387 lm - 2700K/CRI 80
up to 416 lm - 3000K/CRI 80
up to 437 lm - 4000K/CRI 80
* Net lumen output

Eclipse Mini



Low-Power Led

up to 1,8W
up to 45 lm - 2700K/CRI 80
up to 51 lm - 3000K/CRI 80
up to 55 lm - 4000K/CRI 80
* Net lumen output
2200K available on request.

Colori / Colours



01 White



06 Grey



12 Forest Green



18 Deep Brown



30 Black



33 Anthracite

Famiglia di apparecchi di illuminazione segnapasso a parete con sorgente luminosa a LED, caratterizzati dal ridotto spessore e dalla forma circolare declinata in due dimensioni. Disponibili in differenti finiture con rivestimento a doppio strato di polveri e sottoposte a trattamento di conversione chimica superficiale per una elevata resistenza alla corrosione. Le viterie di fissaggio sono in acciaio inox AISI 316L.

Eclipse

Apparecchio circolare di diametro maggiore per installazione a parete. Disponibile in versione con alimentatore incorporato e versione con alimentatore remoto a 24Vdc da ordinare separatamente. Corpo dell'apparecchio in alluminio pressofuso lega EN AB 47100 (a basso contenuto di rame e diffusore in polycarbonato trasparente sagomato). L'apparecchio è dotato di uno spezzone di cavo in neoprene per una facile connessione. Fissaggio diretto sulla superficie mediante la staffa in acciaio inox inclusa.

Eclipse Mini

Apparecchio circolare di diametro minore per installazione a parete. Corpo dell'apparecchio in alluminio pressofuso lega EN AB 47100 (a basso contenuto di rame e diffusore in polycarbonato trasparente sagomato). Schermo riflettente in alluminio satinato applicato mediante biadesivo in dotazione. L'apparecchio è dotato di uno spezzone di cavo in neoprene per una facile connessione.

Apparecchio in 24V dc, necessita di alimentatore remoto da ordinare separatamente. Fissaggio diretto sulla superficie o mediante scatola da incasso da ordinare separatamente, compatibile con scatola elettrica 3 moduli 503, in cui è possibile anche alloggiare l'alimentatore remoto 24Vdc.


Family of wall mounted path lights with LED source. Defined by their reduced thickness and round shape. They're available in two dimensions and different finishes, with double-layered powder coating and chemical conversion surface treatment to ensure high corrosion resistance. The fixing screws are made of stainless steel AISI 316L.

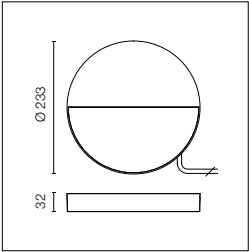
Eclipse





Big round luminaire for wall mounting. Available with integrated power supply or remote 24V dc power supply that needs to be ordered separately. EN AB-47100 die cast aluminum body (with low copper content) and transparent profiled polycarbonate diffuser. It's completed with a neoprene cable section to ease the connection. Direct attachment on the surface with an included stainless steel bracket.





Eclipse Mini

Small round luminaire for wall mounting. EN AB-47100 die cast aluminum body (with low copper content) and transparent profiled polycarbonate diffuser. It's completed with a neoprene cable section to ease the connection. The 24V dc luminaire needs a remote power supply that needs to be ordered separately. Direct attachment on the surface or with a recessed box that needs to be ordered separately. Compatible with the three-module electrical junction box, model 503, where the remote 24V dc power supply can be installed.









Eclipse 230V
Sorgente a LED inclusa.
Alimentazione elettrica 220-240V ON/ OFF. Dotato di spezzone di cavo uscente in neoprene 200 mm e kit con connettori crimp e guaina termorestringente adesiva per connessione a tenuta stagna.

Eclipse 230V
LED source included. Electrical power supply 220-240 ON/ OFF. Equipped with a 200mm protruding section of neoprene cable and a kit with crimpable connectors and adhesive heat-shrinkable sleeves that guarantee the tightness of the connection.

Mid - Power Led: 10W - 739 lm ≠ OUTPUT 387 lm - 2700K/CRI 80 - 220÷240V / 10W - 795 lm ≠ OUTPUT 416 lm - 3000K/CRI 80 - 220÷240V / 10W - 835 lm ≠ OUTPUT 437 lm - 4000K/CRI 80 - 220÷240V

2700K

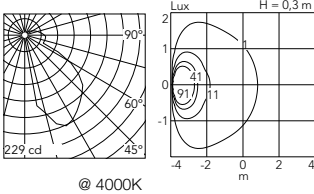
- FA54200701
- FA54200706
- FA54200712
- FA54200718
- FA54200730
- FA54200733

3000K


- FA54200301
- FA54200306
- FA54200312
- FA54200318
- FA54200330
- FA54200333

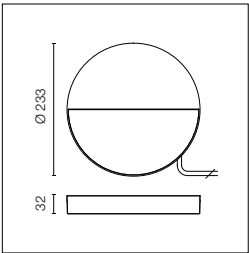
4000K





- FA54200201
- FA54200206
- FA54200212
- FA54200218
- FA54200230
- FA54200233







Eclipse









Sorgente a LED inclusa.
Alimentazione elettrica remota 24V dc da ordinare separatamente. Dotato di spezzone di cavo uscente in neoprene 300 mm e kit con connettori crimp e guaina termorestringente adesiva per connessione a tenuta stagna. Dimmerabile.

LED source included. Remote electrical power supply 24V dc to be ordered separately. Equipped with a 300mm protruding section of neoprene cable and a kit with crimpable connectors and adhesive heat-shrinkable sleeves that guarantee the tightness of the connection. Dimmable.

Mid - Power Led: 7,5W - 739 lm ≠ OUTPUT 387 lm - 2700K/CRI 80 - 24Vdc / 7,5W - 795 lm ≠ OUTPUT 416 lm - 3000K/CRI 80 - 24Vdc / 7,5W - 835 lm ≠ OUTPUT 437 lm - 4000K/CRI 80 - 24Vdc

2700K

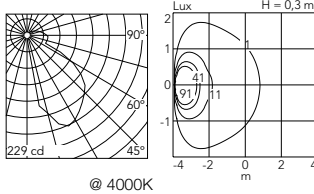
- FA54200901
- FA54200906
- FA54200912
- FA54200918
- FA54200930
- FA54200933

3000K

- FA54200601
- FA54200606
- FA54200612
- FA54200618
- FA54200630
- FA54200633

4000K

- FA54200501
- FA54200506
- FA54200512
- FA54200518
- FA54200530
- FA54200533

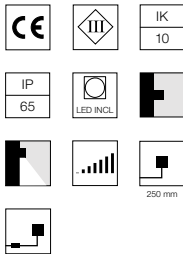
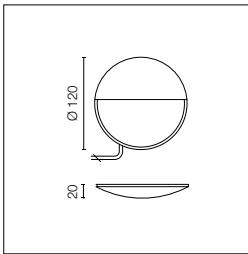


* Numero massimo di apparecchi per alimentatore / Maximum number of luminaires per power supply.

Numero massimo di apparecchi per alimentatore (Vin220÷240). Dati indicativi da verificare con le specifiche condizioni di installazione.

Maximum number of luminaires per power supply. (220÷240 V). These data must be checked taking into account the specific installation conditions.

Acc. RF25747	1	Acc. RF25752	2
Acc. RF25757	1	Acc. RF25755	6
Acc. RF25750	2	Acc. RF25749	9
Acc. F990B21A000	2	Acc. RF25756	12
Acc. RF26387.A	2		



Sorgente a LED inclusa. Completo di schermo riflettente. Alimentazione elettrica remota 24V dc da ordinare separatamente. Cassaforma opzionale da ordinare separatamente (scatola elettrica 3 moduli 503). Dotato di spezzone di cavo uscente in neoprene 250 mm e kit con connettori crimp e guaina termorestringente adesiva per connessione a tenuta stagna. Dimmerabile.

LED source included. Completed with a reflective screen. Remote electrical power supply 24V dc to be ordered separately. Optional electrical junction box (three modules, model 503) to be ordered separately. Equipped with a 250 mm protruding section of neoprene cable and a kit with crimpable connectors and adhesive heat-shrinkable sleeves that guarantee the tightness of the connection. Dimmable.

2200K disponibile su richiesta.

2200K available on request.

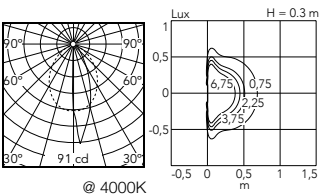
Low - Power Led: 1,8W - 187 lm \neq OUTPUT 45 lm - 2700K/CRI 80 - 24Vdc / 1,8W - 212 lm \neq OUTPUT 51 lm - 3000K/CRI 80 - 24Vdc / 1,8W - 227 lm \neq OUTPUT 55 lm - 4000K/CRI 80 - 24Vdc

- 2700K**

 - FA52600501.A
 - FA52600506.A
 - FA52600512.A
 - FA52600518.A
 - FA52600530.A
 - FA52600533.A
- 3000K**

 - FA52600301.A
 - FA52600306.A
 - FA52600312.A
 - FA52600318.A
 - FA52600330.A
 - FA52600333.A
- 4000K**

 - FA52600201.A
 - FA52600206.A
 - FA52600212.A
 - FA52600218.A
 - FA52600230.A
 - FA52600233.A




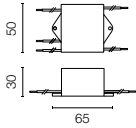
* Numero massimo di apparecchi per alimentatore / Maximum number of luminaires per power supply.


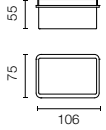
Numero massimo di apparecchi per alimentatore (Vin220÷240). Dati indicativi da verificare con le specifiche condizioni di installazione.

Maximum number of luminaires per power supply. (220÷240 V). These data must be checked taking into account the specific installation conditions.

Acc. RF25754	3	Acc. RF26387.A	9
Acc. RF25748	3	Acc. RF25752	9
Acc. RF25747	5	Acc. RF25755	25
Acc. RF25757	5	Acc. RF25749	30
Acc. RF25750	8	Acc. RF25756	45
Acc. F990B21A000	8		

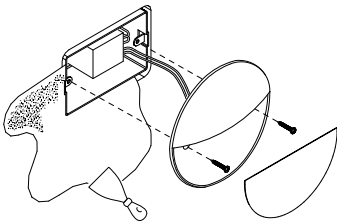
Eclipse: Accessori / Accessories

Dispositivo di protezione per il sovraccarico. 275Vac. Corrente massima di scarica 10KA (8/29µs). Massima corrente operativa 5A. Adatto per la connessione in serie. IP66.	Surge protection device. 275Vac. Maximum discharge current 10KA (8/20µs). Maximum operating current 5A. Suitable for series connection. IP66.	Eclipse F990E00A000		
--	---	------------------------	---	---

Scatola di derivazione da incasso 3 moduli (modello 503)	Recessed 3-module junction box (model 503)	Eclipse Mini F990H010000		
--	--	-----------------------------	---	---

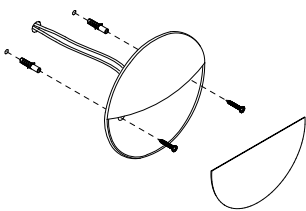
Recessed installation Eclipse Mini

Opzionale:
Alimentatore art. RF25748.



Wall installation Eclipse Mini

Optional:
Power supply code RF25748.



Eclipse: Driver/ Drivers

Alimentatore 24V 10W / 110-240V IP20 Classe II selv.	Power supply 24V 10W / 110-240V IP20 Class II selv.	*RF25747		
Alimentatore 24V 10W / 110-240V IP67 Classe II selv.	Power supply 24V 10W / 110-240V IP67 Class II selv.	*RF25757		
Alimentatore per installazione remota 24Vdc 17W / 110-240V (15W@110V) IP20 Classe II selv.	Power supply for remote installation 24Vdc 17W / 110-240V (15W@110V) IP20 Class II selv.	*RF25750  Dimmable Push-Dim Or 1-10V See Wiring Diagram n.4. Page 854.		
Alimentatore 17W/110÷240V - 24Vdc (15W@110V) IP67 Classe II Selv.	Power supply 17W/110÷240V - 24Vdc (15W@110V) IP67 Class II Selv.	*F990B21A000  Dimmable Push-Dim Or 1-10V See Wiring Diagram n.4. Page 854.		
Alimentatore per installazione remota 24Vdc 20W / 110-240Vdc (15W@110V) IP67 Classe II selv.	Power supply for remote installation 24Vdc 20W / 110-240Vdc (15W@110V) IP67 Class II selv.	*RF26387.A  Dimmable DALI See Wiring Diagram n.4. Page 854.		
Alimentatore per installazione remota 24Vdc 20W / 220-240V IP67 Classe II selv.	Power supply for remote installation 24Vdc 20W / 220-240V IP67 Class II selv.	*RF25752		
Alimentatore 24Vdc 35W / 120-270V IP67 Classe II selv.	Power supply 24Vdc 35W / 120-270V IP67 Class II selv.	F990B23AZ00		
Alimentatore per installazione remota 24Vdc 50W / 120-240V IP67 Classe II selv.	Power supply for remote installation 24Vdc 50W / 120-240V IP67 Class II selv.	*RF25755		
Alimentatore per installazione remota 24Vdc 70W / 220-240V IP67 Classe II selv.	Power supply for remote installation 24Vdc 70W / 220-240V IP67 Class II selv.	*RF25749		
Alimentatore per installazione remota 24Vdc 96W / 120-240V IP67 Classe II selv.	Power supply for remote installation 24Vdc 96W / 120-240V IP67 Class II selv.	*RF25756		
Alimentatore doppia funzione Vout 24Vdc: 8W/100÷240V Iout 350ma: 6x1W/100÷240V IP20 Classe II Selv Eq.	Power supply dual function Vout 24Vdc: 8W/100÷240V Iout 350ma: 6x1W/100÷240V IP20 Class II Selv Eq.	Eclipse Mini *RF25754		
Alimentatore 24V 8W / 110-240V IP65 Classe II selv.	Power supply 24V 8W / 110-240V IP65 Class II selv.	Eclipse Mini *RF25748		

Hyperion







Hyperion

Famiglia / Family

Hyperion



Mid-Power Led

up to 10W
up to 401 lm - 2700K/CRI 80
up to 428 lm - 3000K/CRI 80
up to 442 lm - 4000K/CRI 80
* Net lumen output

Mid-Power Led

up to 7,5W
up to 370 lm - 2700K/CRI 80
up to 398 lm - 3000K/CRI 80
up to 418 lm - 4000K/CRI 80
* Net lumen output

Hyperion Mini



Low-Power Led

up to 1,9W
up to 57 lm - 2700K/CRI 80
up to 61 lm - 3000K/CRI 80
up to 64 lm - 4000K/CRI 80
* Net lumen output

Colori / Colours



01 White



06 Grey



12 Forest Green



18 Deep Brown



30 Black



33 Anthracite

Famiglia di apparecchi di illuminazione segnapasso a parete con sorgente luminosa a LED, caratterizzati dal ridotto spessore e dalla forma rettangolare declinata in due dimensioni. Disponibili in differenti finiture con rivestimento a doppio strato di polveri e sottoposte a trattamento di conversione chimica superficiale per una elevata resistenza alla corrosione. Le viterie di fissaggio sono in acciaio inox AISI 316L.

Hyperion

Apparecchio rettangolare di dimensione maggiore dal ridotto spessore per installazione a parete. Disponibile in versione con alimentatore incorporato e versione con alimentatore remoto a 24Vdc da ordinare separatamente. Corpo dell'apparecchio in alluminio pressofuso lega EN AB 47100 (a basso contenuto di rame e diffusore in policarbonato trasparente sagomato). L'apparecchio è dotato di uno spezzone di cavo in neoprene per una facile connessione. Fissaggio diretto sulla superficie mediante la staffa in acciaio inox inclusa.

Disponibili accessori opzionali riflettore e palo. Il riflettore in alluminio satinato garantisce un aumento del flusso emesso di circa 20% e viene fissato al corpo mediante biadesivo in dotazione. Il palo estruso viene utilizzato per il posizionamento dell'apparecchio come bollard. Il palo può essere installato facilmente a terra su qualsiasi pavimento con tasselli, oppure utilizzando l'accessorio dedicato piastra di ancoraggio e tirafondi per rendere la base del prodotto totalmente solidale con la pavimentazione.

Hyperion Mini

Apparecchio rettangolare di dimensione minore per installazione a parete. Corpo dell'apparecchio in alluminio pressofuso lega EN AB 47100 (a basso contenuto di rame e diffusore in policarbonato trasparente sagomato). Schermo riflettente in alluminio satinato applicato mediante biadesivo in dotazione. L'apparecchio è dotato di uno spezzone di cavo in neoprene per una facile connessione.

Apparecchio in 24V dc, necessita di alimentatore remoto da ordinare separatamente. Fissaggio diretto sulla superficie o mediante scatola da incasso da ordinare separatamente, compatibile con scatola elettrica 3 moduli 503, in cui è possibile anche alloggiare l'alimentatore remoto 24Vdc.

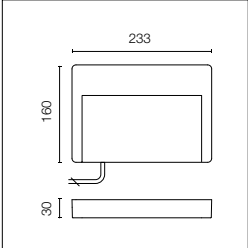

Family of wall mounted path lights with LED source. Defined by their reduced thickness and rectangular shape. They're available in two dimensions and different finishes, with double-layered powder coating and chemical conversion surface treatment to ensure high corrosion resistance. The fixing screws are made of stainless steel AISI 316L.





Hyperion





Big rectangular luminaire with reduced thickness for wall mounting. Available with integrated power supply or remote 24V dc power supply that needs to be ordered separately. EN AB-47100 die cast aluminum body (with low copper content) and transparent molded polycarbonate diffuser. It's completed with a neoprene cable section to ease the connection. Direct attachment on the surface with an included stainless steel bracket. Optional accessories available: reflector and post. The satin aluminum reflector increases the luminous flux by approximately 20% and is attached to the body with the double-sided adhesive provided. The extruded post is used to install the luminaire as a bollard. The post is easily installed on any floor surface by means of dowels or the specific accessory anchor plate and lag screws that secure the luminaire solidly to the pavement.

Hyperion Mini

Small rectangular luminaire for wall mounting. EN AB-47100 die cast aluminum body (with low copper content) and transparent molded polycarbonate diffuser. Reflective satin aluminum screen that is attached with the double-sided adhesive provided. With a neoprene cable section to ease the connection. The 24V luminaire needs a remote power supply that needs to be ordered separately. Direct attachment on the surface or with a recessed box that needs to be ordered separately. Compatible with the three module electrical junction box, model 503, where the remote 24V dc power supply can be installed.







Hyperion 230V.
Sorgente a LED inclusa.
Alimentazione elettrica 220-240V ON/ OFF. Dotato di spezzone di cavo uscente in neoprene 200 mm e kit con connettori crimp e guaina termorestringente adesiva per connessione a tenuta stagna. Accessori opzionali: riflettore in alluminio satinato per aumento del flusso; palo estruso h 500 mm per versione bollard. Piastra di ancoraggio per l'installazione in gettata da ordinare separatamente.

Hyperion 230V.
LED source included.
Electrical power supply 220-240V ON/ OFF. Equipped with a 200 mm protruding section of neoprene cable and a kit with crimpable connectors and adhesive heat-shrinkable sleeves that guarantee the tightness of the connection. Optional accessories: satin aluminum reflector to increase the luminous flux; 500mm tall, extruded post for the bollard version. Anchor plate to be recessed with mortar needs to be ordered separately.

Mid - Power Led: 10W - 739 lm ≠ OUTPUT 401 lm - 2700K/CRI 80 - 220÷240V / 10W - 795 lm ≠ OUTPUT 428 lm - 3000K/CRI 80 - 220÷240V / 10W - 835 lm ≠ OUTPUT 442 lm - 4000K/CRI 80 - 220÷240V

2700K

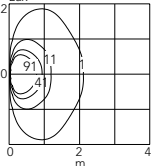
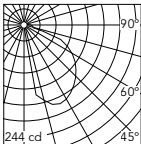
- FA52700501
- FA52700506
- FA52700512
- FA52700518
- FA52700530
- FA52700533

3000K

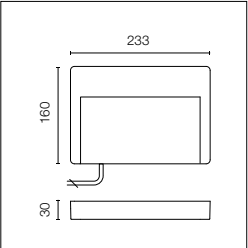

- FA52700301
- FA52700306
- FA52700312
- FA52700318
- FA52700330
- FA52700333





4000K





- FA52700201
- FA52700206
- FA52700212
- FA52700218
- FA52700230
- FA52700233



@ 4000K







Sorgente a LED inclusa.
Alimentazione elettrica remota 24V dc da ordinare separatamente. Dotato di spezzone di cavo uscente in neoprene 300 mm e kit con connettori crimp e guaina termorestringente adesiva per connessione a tenuta stagna. Accessori opzionali: riflettore in alluminio satinato per aumento del flusso; palo estruso h 500 mm per versione bollard. Piastra di ancoraggio per l'installazione in gettata da ordinare separatamente. Dimmerabile.

LED source included. Remote electrical power supply 24V dc to be ordered separately. Equipped with a 300 mm protruding section of neoprene cable and a kit with crimpable connectors and adhesive heat-shrinkable sleeves that guarantee the tightness of the connection. Optional accessories: satin aluminum reflector to increase the luminous flux; 500mm tall, extruded post for the bollard version. Anchor plate to be recessed with mortar needs to be ordered separately. Dimmable.

Mid - Power Led: 7,5W - 739 lm ≠ OUTPUT 401 lm - 2700K/CRI 80 - 24Vdc / 7,5W - 795 lm ≠ OUTPUT 428 lm - 3000K/CRI 80 - 24Vdc / 7,5W - 835 lm ≠ OUTPUT 442 lm - 4000K/CRI 80 - 24Vdc

2700K

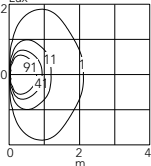
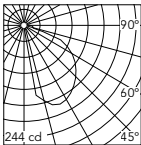
- FA52701501
- FA52701506
- FA52701512
- FA52701518
- FA52701530
- FA52701533

3000K

- FA52701301
- FA52701306
- FA52701312
- FA52701318
- FA52701330
- FA52701333

4000K

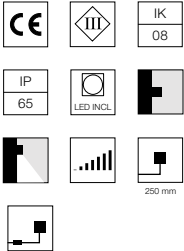
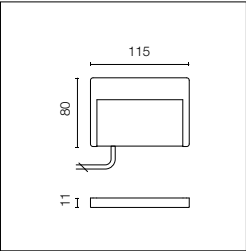
- FA52701201
- FA52701206
- FA52701212
- FA52701218
- FA52701230
- FA52701233



@ 4000K

* Numero massimo di apparecchi per alimentatore / Maximum number of luminaires per power supply.

Numero massimo di apparecchi per alimentatore (Vin220÷240). Dati indicativi da verificare con le specifiche condizioni di installazione.	Maximum number of luminaires per power supply. (220÷240 V). These data must be checked taking into account the specific installation conditions.	Acc. RF25747	1	Acc. RF25752	2
		Acc. RF25757	1	Acc. RF25755	6
		Acc. RF25750	2	Acc. RF25749	9
		Acc. F990B21A000	2	Acc. RF25756	12
		Acc. RF26387.A	2		



Sorgente a LED inclusa.
Completo di schermo riflettente.
Alimentazione elettrica
remota 24V dc da ordinare
separatamente. Cassaforma
opzionale da ordinare
separatamente (scatola elettrica 3
moduli 503). Dotato di spezzone
di cavo uscente in neoprene 250
mm e kit con connettori crimp e
guaina termorestringente adesiva
per connessione a tenuta stagna.
Dimmerabile.

LED source included. Completed
with a reflective screen. Remote
electrical power supply 24V dc to
be ordered separately. Optional
junction box to be ordered
separately (3 module electrical
box, model 503). Equipped with
a 250 mm protruding section
of neoprene cable and a kit
with crimpable connectors and
adhesive heat-shrinkable sleeves
that guarantee the tightness of the
connection.
Dimmable.

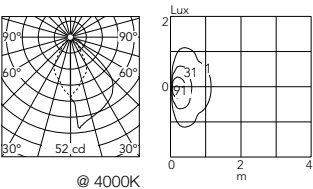
Low - Power Led: 1,9W - 139 lm \neq OUTPUT 57 lm - 2700K/CRI 80 - 24Vdc / 1,9W - 149 lm \neq OUTPUT 61 lm - 3000K/CRI 80 - 24Vdc / 1,9W - 156 lm \neq OUTPUT 64 lm - 4000K/CRI 80 - 24Vdc

- 2700K**

 - FA102960001
 - FA102960006
 - FA102960012
 - FA102960018
 - FA102960030
 - FA102960033
- 3000K**

 - FA102950001
 - FA102950006
 - FA102950012
 - FA102950018
 - FA102950030
 - FA102950033
- 4000K**

 - FA1022290001
 - FA1022290006
 - FA1022290012
 - FA1022290018
 - FA1022290030
 - FA1022290033




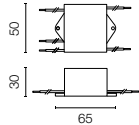
* Numero massimo di apparecchi per alimentatore / Maximum number of luminaires per power supply.



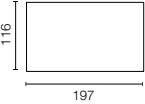
Numero massimo di apparecchi
per alimentatore (Vin220÷240).
Dati indicativi da verificare
con le specifiche condizioni di
installazione.




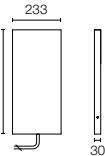
Maximum number of luminaires
per power supply. (220÷240 V).
These data must be checked
taking into account the specific
installation conditions.


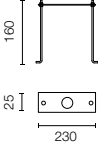
Acc. RF25754	3	Acc. RF26387.A	9
Acc. RF25748	3	Acc. RF25752	9
Acc. RF25747	5	Acc. RF25755	25
Acc. RF25757	5	Acc. RF25749	30
Acc. RF25750	8	Acc. RF25756	45
Acc. F990B21A000	8		


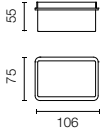
Hyperion: Accessori / Accessories

Dispositivo di protezione per il sovraccarico. 275Vac. Corrente massima di scarica 10KA (8/29µs). Massima corrente operativa 5A. Adatto per la connessione in serie. IP66.	Surge protection device. 275Vac. Maximum discharge current 10KA (8/20µs). Maximum operating current 5A. Suitable for series connection. IP66.	Hyperion F990E00A000	 
--	---	-------------------------	---

Carter in alluminio satinato spessore 0.5mm.	Satin aluminium carter Thickness 0.5mm.	Hyperion FA160	 +  =  Lamp.4+cod.160 =+20% lm 
--	---	-------------------	---

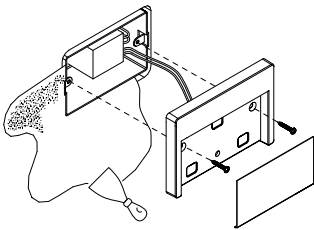
Palo estruso per utilizzo come bollard. Fissaggio diretto con tasselli o con accessorio opzionale piastra tirafondi.	Use of the extruded support as bollard. Direct fixing using studs or a base plate and fixing bolts (optional accessory).	H 500 mm ○ FA24501 ● FA24506 ● FA24512 ● FA24518 ● FA24530 ● FA24533	   
--	--	--	---

Piastra tirafondi.	Base plate with bolt.	Hyperion FA247	 
--------------------	-----------------------	-------------------	---

Scatola di derivazione da incasso 3 moduli (modello 503)	Recessed 3-module junction box (model 503)	Hyperion Mini F990H010000	 
--	--	------------------------------	---

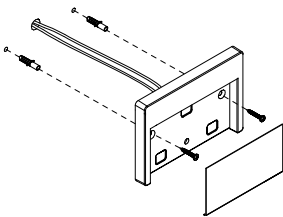
Recessed installation

Opzionale:
Alimentatore art. RF25748.



Wall installation

Optional:
Power supply code RF25748.



Hyperion: Driver/ Drivers

Alimentatore 24V 10W / 110-240V IP20 Classe II selv.	Power supply 24V 10W /110-240V IP20 Class II selv.	*RF25747		
Alimentatore 24V 10W / 110-240V IP67 Classe II selv.	Power supply 24V 10W / 110-240V IP67 Class II selv.	*RF25757		
Alimentatore per installazione remota 24Vdc 17W / 110-240V (15W@110V) IP20 Classe II selv.	Power supply for remote installation 24Vdc 17W / 110-240V (15W@110V) IP20 Class II selv.	*RF25750  Dimmable Push-Dim Or 1-10V See Wiring Diagram n.4. Page 854.		
Alimentatore 17W/110÷240V - 24Vdc (15W@110V) IP67 Classe II Selv.	Power supply 17W/110÷240V - 24Vdc (15W@110V) IP67 Class II Selv.	*F990B21A000  Dimmable Push-Dim Or 1-10V See Wiring Diagram n.4. Page 854.		
Alimentatore per installazione remota 24Vdc 20W / 110-240Vdc (15W@110V) IP67 Classe II selv.	Power supply for remote installation 24Vdc 20W / 110-240Vdc (15W@110V) IP67 Class II selv.	*RF26387.A  Dimmable DALI See Wiring Diagram n.4. Page 854.		
Alimentatore per installazione remota 24Vdc 20W / 220-240V IP67 Classe II selv.	Power supply for remote installation 24Vdc 20W / 220-240V IP67 Class II selv.	*RF25752		
Alimentatore per installazione remota 24Vdc 50W / 120-240V IP67 Classe II selv.	Power supply for remote installation 24Vdc 50W / 120-240V IP67 Class II selv.	*RF25755		
Alimentatore per installazione remota 24Vdc 70W / 220-240V IP67 Classe II selv.	Power supply for remote installation 24Vdc 70W / 220-240V IP67 Class II selv.	*RF25749		
Alimentatore per installazione remota 24Vdc 96W / 120-240V IP67 Classe II selv.	Power supply for remote installation 24Vdc 96W / 120-240V IP67 Class II selv.	*RF25756		
Alimentatore doppia funzione Vout 24Vdc: 8W/100÷240V Iout 350ma: 6x1W/100÷240V IP20 Classe II Selv Eq.	Power supply dual function Vout 24Vdc: 8W/100÷240V Iout 350ma: 6x1W/100÷240V IP20 Class II Selv Eq.	Hyperion Mini *RF25754		
Alimentatore 24V 8W / 110-240V IP65 Classe II selv.	Power supply 24V 8W / 110-240V IP65 Class II selv.	Hyperion Mini *RF25748		

Platter



Platter





Famiglia / Family

Platter 410



Mid-Power Led

up to 34W
up to 2345 lm - 2700K/CRI 80
up to 2521 lm - 3000K/CRI 80
up to 2712 lm - 4000K/CRI 80
* Net lumen output

Platter 310



Mid-Power Led

up to 18W
up to 1150 lm - 2700K/CRI 80
up to 1237 lm - 3000K/CRI 80
up to 1330 lm - 4000K/CRI 80
* Net lumen output


Platter 210



Mid-Power Led

up to 11W
up to 732 lm - 2700K/CRI 80
up to 787 lm - 3000K/CRI 80
up to 812 lm - 4000K/CRI 80
* Net lumen output

Colori / Colours



01 White



06 Grey



12 Forest Green



18 Deep Brown



30 Black



33 Anthracite




Grey / Brown Brick



Anthracite / Pale Blue



Deep Brown / Pale Brown

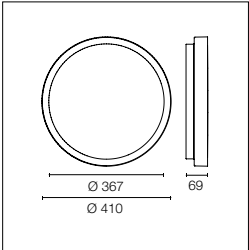






Forest Green / Olive Green




Famiglia di apparecchi di illuminazione per installazione a parete e soffitto, caratterizzati dalla forma circolare declinata in tre dimensioni. Il diffusore in materiale plastico opalino garantisce una elevata uniformità di emissione luminosa. Piastra di fissaggio posteriore in alluminio pressofuso lega EN AB 47100 (a basso contenuto di rame), struttura e dissipatore del calore in alluminio tornito. Cornice estetica di chiusura magnetica per nascondere le viti di fissaggio, in acciaio inox AISI 316L. Disponibili in differenti finiture con rivestimento a doppio strato di polveri e sottoposte a trattamento di conversione chimica superficiale per una elevata resistenza alla corrosione.

Family of wall or ceiling mounted luminaires. Defined by their round shape. Available in three dimensions. Diffuser made of opal plastic material that guarantees high uniformity in light emission. EN AB-47100 die-cast mounting plate (with low copper content), turned aluminum structure and heat sinks. Magnetic closing frame to hide the AISI 316L stainless steel fixing screws. Available in different finishes, with double-layered powder coating and chemical conversion surface treatment to ensure high corrosion resistance.

Platter 410







Sorgente a LED inclusa.
Alimentazione elettrica 220-240V ON/ OFF e dimmerabile 1-10V o DALI integrata. Dotata di passacavo IP65, per cavi in gomma 5mm<ø<10mm e una morsetteria a 2 poli a connessione rapida. Per garantire la tenuta del passacavo è consigliabile utilizzare cavi elettrici flessibili idonei all'impiego in ambienti esterni.

LED source included. Integrated power supply 220-240V ON/OFF and dimmable 1-10V or DALI. With IP65 cable guide for rubber cables 5mm<ø<10mm and a 2-pole connection box for a fast connection. To ensure the tightness of the cable guide it's recommended to use flexible electric cables suitable for exterior use.

Mid-Power Led: 34W - 3590 lm ≠ OUTPUT 2345 lm - 2700K/CRI 80 - 220÷240V / 34W - 3860 lm ≠ OUTPUT 2521 lm - 3000K/CRI 80 - 220÷240V / 34W - 4152 lm ≠ OUTPUT 2712 lm - 4000K/CRI 80 - 220÷240V

2700K

Non Dimmable

- FA53305201
- FA53305206
- FA53305212
- FA53305218
- FA53305230
- FA53305233

1-10V

- FA53305201-310
- FA53305206-310
- FA53305212-310
- FA53305218-310
- FA53305230-310
- FA53305233-310

Dali

- FA53305201-300
- FA53305206-300
- FA53305212-300
- FA53305218-300
- FA53305230-300
- FA53305233-300

3000K

Non Dimmable

- FA53302201
- FA53302206
- FA53302212
- FA53302218
- FA53302230
- FA53302233

1-10V

- FA53302201-310
- FA53302206-310
- FA53302212-310
- FA53302218-310
- FA53302230-310
- FA53302233-310

Dali

- FA53302201-300
- FA53302206-300
- FA53302212-300
- FA53302218-300
- FA53302230-300
- FA53302233-300

4000K

Non Dimmable

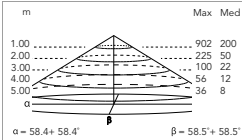
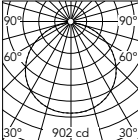
- FA53302101
- FA53302106
- FA53302112
- FA53302118
- FA53302130
- FA53302133

1-10V

- FA53302101-310
- FA53302106-310
- FA53302112-310
- FA53302118-310
- FA53302130-310
- FA53302133-310

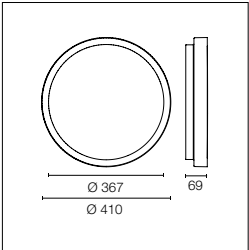

Dali




- FA53302101-300
- FA53302106-300
- FA53302112-300
- FA53302118-300
- FA53302130-300
- FA53302133-300






@ 4000K

Platter 410 Grey / Brown Brick







Sorgente a LED inclusa.
Alimentazione elettrica 220-240V ON/ OFF e dimmerabile 1-10V o DALI integrata. Dotata di passacavo IP65, per cavi in gomma 5mm<ø<10mm e una morsetteria a 2 poli a connessione rapida. Per garantire la tenuta del passacavo è consigliabile utilizzare cavi elettrici flessibili idonei all'impiego in ambienti esterni.

LED source included. Integrated power supply 220-240V ON/OFF and dimmable 1-10V or DALI. With IP65 cable guide for rubber cables 5mm<ø<10mm and a 2-pole connection box for a fast connection. To ensure the tightness of the cable guide it's recommended to use flexible electric cables suitable for exterior use.

Mid-Power Led: 34W - 3590 lm ≠ OUTPUT 2345 lm - 2700K/CRI 80 - 220÷240V / 34W - 3860 lm ≠ OUTPUT 2521 lm - 3000K/CRI 80 - 220÷240V / 34W - 4152 lm ≠ OUTPUT 2712 lm - 4000K/CRI 80 - 220÷240V

2700K

Non Dimmable

- FA533421

1-10V

- FA533421-310

Dali

- FA533421-300

3000K

Non Dimmable

- FA533431

1-10V

- FA533431-310

Dali

- FA533431-300

4000K

Non Dimmable

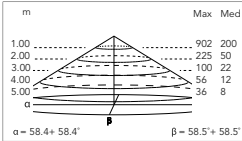
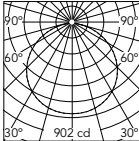
- FA533441

1-10V

- FA533441-310

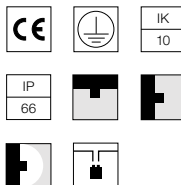
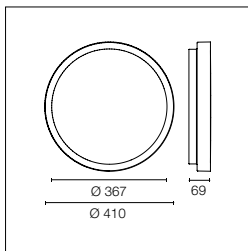
Dali

- FA533441-300



@ 4000K

Platter 410 Anthracite / Pale Blue



Sorgente a LED inclusa.
Alimentazione elettrica 220-240V ON/ OFF e dimmerabile 1-10V o DALI integrata. Dotata di passacavo IP65, per cavi in gomma 5mm<ø<10mm e una morsettiera a 2 poli a connessione rapida. Per garantire la tenuta del passacavo è consigliabile utilizzare cavi elettrici flessibili idonei all'impiego in ambienti esterni.

LED source included. Integrated power supply 220-240V ON/OFF and dimmable 1-10V or DALI. With IP65 cable guide for rubber cables 5mm<ø<10mm and a 2-pole connection box for a fast connection. To ensure the tightness of the cable guide it's recommended to use flexible electric cables suitable for exterior use.

Mid-Power Led: 34W - 3590 lm ≠ OUTPUT 2345 lm - 2700K/CRI 80 - 220÷240V / 34W - 3860 lm ≠ OUTPUT 2521 lm - 3000K/CRI 80 - 220÷240V / 34W - 4152 lm ≠ OUTPUT 2712 lm - 4000K/CRI 80 - 220÷240V

2700K

Non Dimmable

● FA533422

1-10V

● FA533422-310

Dali

● FA533422-300

3000K

Non Dimmable

● FA533432

1-10V

● FA533432-310

Dali

● FA533432-300

4000K

Non Dimmable

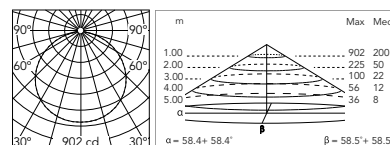
● FA533442

1-10V

● FA533442-310

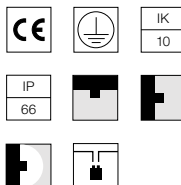
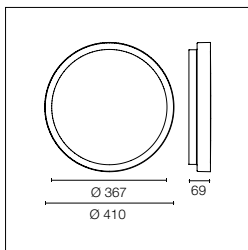
Dali

● FA533442-300



© 4000K

Platter 410 Deep Brown / Pale Brown



Sorgente a LED inclusa.
Alimentazione elettrica 220-240V ON/ OFF e dimmerabile 1-10V o DALI integrata. Dotata di passacavo IP65, per cavi in gomma 5mm<ø<10mm e una morsettiera a 2 poli a connessione rapida. Per garantire la tenuta del passacavo è consigliabile utilizzare cavi elettrici flessibili idonei all'impiego in ambienti esterni.

LED source included. Integrated power supply 220-240V ON/OFF and dimmable 1-10V or DALI. With IP65 cable guide for rubber cables 5mm<ø<10mm and a 2-pole connection box for a fast connection. To ensure the tightness of the cable guide it's recommended to use flexible electric cables suitable for exterior use.

Mid-Power Led: 34W - 3590 lm ≠ OUTPUT 2345 lm - 2700K/CRI 80 - 220÷240V / 34W - 3860 lm ≠ OUTPUT 2521 lm - 3000K/CRI 80 - 220÷240V / 34W - 4152 lm ≠ OUTPUT 2712 lm - 4000K/CRI 80 - 220÷240V

2700K

Non Dimmable

● FA533423

1-10V

● FA533423-310

Dali

● FA533423-300

3000K

Non Dimmable

● FA533433

1-10V

● FA533433-310

Dali

● FA533433-300

4000K

Non Dimmable

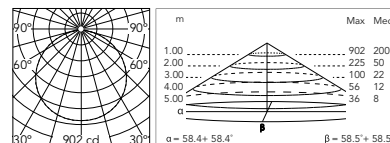
● FA533443

1-10V

● FA533443-310

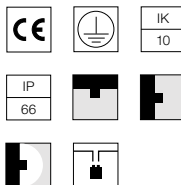
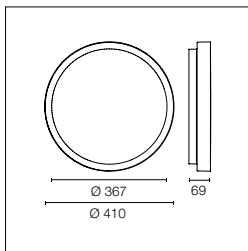
Dali

● FA533443-300



© 4000K

Platter 410 Forest Green / Olive Green



Sorgente a LED inclusa.
Alimentazione elettrica 220-240V ON/ OFF e dimmerabile 1-10V o DALI integrata. Dotata di passacavo IP65, per cavi in gomma 5mm<ø<10mm e una morsettiera a 2 poli a connessione rapida. Per garantire la tenuta del passacavo è consigliabile utilizzare cavi elettrici flessibili idonei all'impiego in ambienti esterni.

LED source included. Integrated power supply 220-240V ON/OFF and dimmable 1-10V or DALI. With IP65 cable guide for rubber cables 5mm<ø<10mm and a 2-pole connection box for a fast connection. To ensure the tightness of the cable guide it's recommended to use flexible electric cables suitable for exterior use.

Mid-Power Led: 34W - 3590 lm ≠ OUTPUT 2345 lm - 2700K/CRI 80 - 220÷240V / 34W - 3860 lm ≠ OUTPUT 2521 lm - 3000K/CRI 80 - 220÷240V / 34W - 4152 lm ≠ OUTPUT 2712 lm - 4000K/CRI 80 - 220÷240V

2700K

Non Dimmable

● FA533424

1-10V

● FA533424-310

Dali

● FA533424-300

3000K

Non Dimmable

● FA533434

1-10V

● FA533434-310

Dali

● FA533434-300

4000K

Non Dimmable

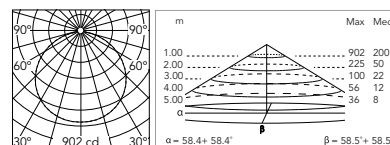
● FA533444

1-10V

● FA533444-310

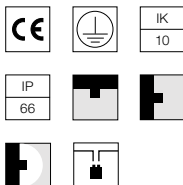
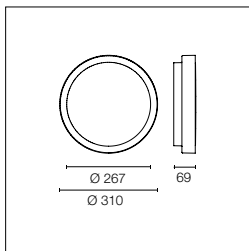
Dali

● FA533444-300



© 4000K

Platter 310



Sorgente a LED inclusa.
Alimentazione elettrica 220-240V ON/ OFF e dimmerabile 1-10V o DALI integrata. Dotata di passacavo IP65, per cavi in gomma 5mm<ø<10mm e una morsetteria a 2 poli a connessione rapida. Per garantire la tenuta del passacavo è consigliabile utilizzare cavi elettrici flessibili idonei all'impiego in ambienti esterni.

LED source included. Integrated power supply 220-240V ON/OFF and dimmable 1-10V or DALI. With IP65 cable guide for rubber cables 5mm<ø<10mm and a 2-pole connection box for a fast connection. To ensure the tightness of the cable guide it's recommended to use flexible electric cables suitable for exterior use.

Mid-Power Led: 18W - 1874 lm ≠ OUTPUT 1150 lm - 2700K/CRI 80 - 220÷240V / 18W - 2015 lm ≠ OUTPUT 1237 lm - 3000K/CRI 80 - 220÷240V / 18W - 2168 lm ≠ OUTPUT 1330 lm - 4000K/CRI 80 - 220÷240V

2700K

Non Dimmable

- FA53305101
- FA53305106
- FA53305112
- FA53305118
- FA53305130
- FA53305133
- 1-10V
- FA53305101-310
- FA53305106-310
- FA53305112-310
- FA53305118-310
- FA53305130-310
- FA53305133-310
- Dali
- FA53305101-300
- FA53305106-300
- FA53305112-300
- FA53305118-300
- FA53305130-300
- FA53305133-300

3000K

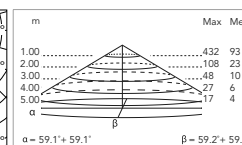
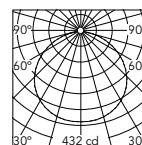
Non Dimmable

- FA53301201
- FA53301206
- FA53301212
- FA53301218
- FA53301230
- FA53301233
- 1-10V
- FA53301201-310
- FA53301206-310
- FA53301212-310
- FA53301218-310
- FA53301230-310
- FA53301233-310
- Dali
- FA53301201-300
- FA53301206-300
- FA53301212-300
- FA53301218-300
- FA53301230-300
- FA53301233-300

4000K

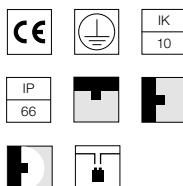
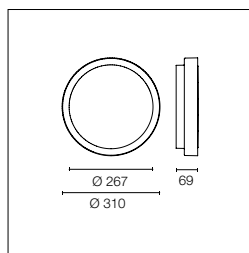
Non Dimmable

- FA53301101
- FA53301106
- FA53301112
- FA53301118
- FA53301130
- FA53301133
- 1-10V
- FA53301101-310
- FA53301106-310
- FA53301112-310
- FA53301118-310
- FA53301130-310
- FA53301133-310
- Dali
- FA53301101-300
- FA53301106-300
- FA53301112-300
- FA53301118-300
- FA53301130-300
- FA53301133-300



@ 4000K

Platter 310 Grey / Brown Brick



Sorgente a LED inclusa.
Alimentazione elettrica 220-240V ON/ OFF e dimmerabile 1-10V o DALI integrata. Dotata di passacavo IP65, per cavi in gomma 5mm<ø<10mm e una morsetteria a 2 poli a connessione rapida. Per garantire la tenuta del passacavo è consigliabile utilizzare cavi elettrici flessibili idonei all'impiego in ambienti esterni.

LED source included. Integrated power supply 220-240V ON/OFF and dimmable 1-10V or DALI. With IP65 cable guide for rubber cables 5mm<ø<10mm and a 2-pole connection box for a fast connection. To ensure the tightness of the cable guide it's recommended to use flexible electric cables suitable for exterior use.

Mid-Power Led: 18W - 1874 lm ≠ OUTPUT 1150 lm - 2700K/CRI 80 - 220÷240V / 18W - 2015 lm ≠ OUTPUT 1237 lm - 3000K/CRI 80 - 220÷240V / 18W - 2168 lm ≠ OUTPUT 1330 lm - 4000K/CRI 80 - 220÷240V

2700K

Non Dimmable

- FA533321
- 1-10V
- FA533321-310
- Dali
- FA533321-300

3000K

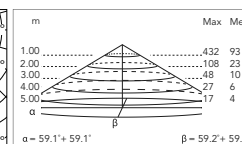
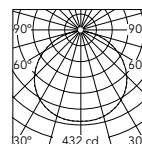
Non Dimmable

- FA533331
- 1-10V
- FA533331-310
- Dali
- FA533331-300

4000K

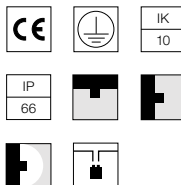
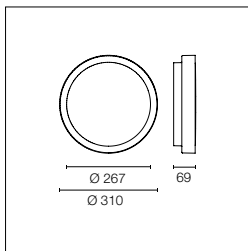
Non Dimmable

- FA533341
- 1-10V
- FA533341-310
- Dali
- FA533341-300



@ 4000K

Platter 310 Anthracite / Pale Blue



Sorgente a LED inclusa.
Alimentazione elettrica 220-240V ON/ OFF e dimmerabile 1-10V o DALI integrata. Dotata di passacavo IP65, per cavi in gomma 5mm<ø<10mm e una morsetteria a 2 poli a connessione rapida. Per garantire la tenuta del passacavo è consigliabile utilizzare cavi elettrici flessibili idonei all'impiego in ambienti esterni.

LED source included. Integrated power supply 220-240V ON/OFF and dimmable 1-10V or DALI. With IP65 cable guide for rubber cables 5mm<ø<10mm and a 2-pole connection box for a fast connection. To ensure the tightness of the cable guide it's recommended to use flexible electric cables suitable for exterior use.

Mid-Power Led: 18W - 1874 lm ≠ OUTPUT 1150 lm - 2700K/CRI 80 - 220÷240V / 18W - 2015 lm ≠ OUTPUT 1237 lm - 3000K/CRI 80 - 220÷240V / 18W - 2168 lm ≠ OUTPUT 1330 lm - 4000K/CRI 80 - 220÷240V

2700K

Non Dimmable

- FA533322
- 1-10V
- FA533322-310
- Dali
- FA533322-300

3000K

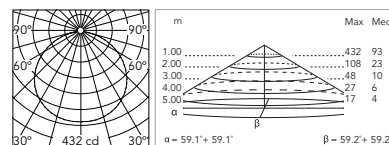
Non Dimmable

- FA533332
- 1-10V
- FA533332-310
- Dali
- FA533332-300

4000K

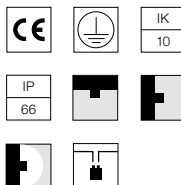
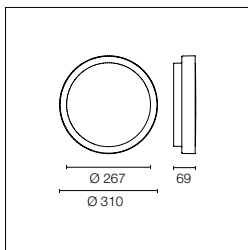
Non Dimmable

- FA533342
- 1-10V
- FA533342-310
- Dali
- FA533342-300



@ 4000K

Platter 310 Deep Brown / Pale Brown



Sorgente a LED inclusa.
Alimentazione elettrica 220-240V ON/ OFF e dimmerabile 1-10V o DALI integrata. Dotata di passacavo IP65, per cavi in gomma 5mm<ø<10mm e una morsetteria a 2 poli a connessione rapida. Per garantire la tenuta del passacavo è consigliabile utilizzare cavi elettrici flessibili idonei all'impiego in ambienti esterni.

LED source included. Integrated power supply 220-240V ON/OFF and dimmable 1-10V or DALI. With IP65 cable guide for rubber cables 5mm<ø<10mm and a 2-pole connection box for a fast connection. To ensure the tightness of the cable guide it's recommended to use flexible electric cables suitable for exterior use.

Mid-Power Led: 18W - 1874 lm ≠ OUTPUT 1150 lm - 2700K/CRI 80 - 220÷240V / 18W - 2015 lm ≠ OUTPUT 1237 lm - 3000K/CRI 80 - 220÷240V / 18W - 2168 lm ≠ OUTPUT 1330 lm - 4000K/CRI 80 - 220÷240V

2700K

Non Dimmable

- FA533323
- 1-10V
- FA533323-310
- Dali
- FA533323-300

3000K

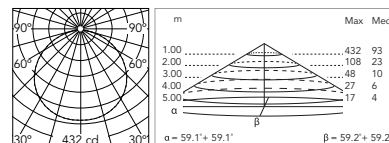
Non Dimmable

- FA533333
- 1-10V
- FA533333-310
- Dali
- FA533333-300

4000K

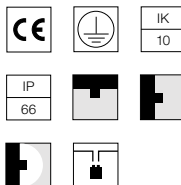
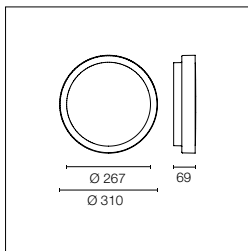
Non Dimmable

- FA533343
- 1-10V
- FA533343-310
- Dali
- FA533343-300



@ 4000K

Platter 310 Forest Green / Olive Green



Sorgente a LED inclusa.
Alimentazione elettrica 220-240V ON/ OFF e dimmerabile 1-10V o DALI integrata. Dotata di passacavo IP65, per cavi in gomma 5mm<ø<10mm e una morsetteria a 2 poli a connessione rapida. Per garantire la tenuta del passacavo è consigliabile utilizzare cavi elettrici flessibili idonei all'impiego in ambienti esterni.

LED source included. Integrated power supply 220-240V ON/OFF and dimmable 1-10V or DALI. With IP65 cable guide for rubber cables 5mm<ø<10mm and a 2-pole connection box for a fast connection. To ensure the tightness of the cable guide it's recommended to use flexible electric cables suitable for exterior use.

Mid-Power Led: 18W - 1874 lm ≠ OUTPUT 1150 lm - 2700K/CRI 80 - 220÷240V / 18W - 2015 lm ≠ OUTPUT 1237 lm - 3000K/CRI 80 - 220÷240V / 18W - 2168 lm ≠ OUTPUT 1330 lm - 4000K/CRI 80 - 220÷240V

2700K

Non Dimmable

- FA533324
- 1-10V
- FA533324-310
- Dali
- FA533324-300

3000K

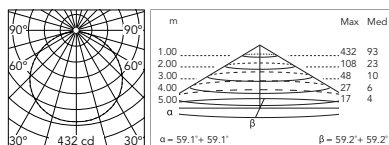
Non Dimmable

- FA533334
- 1-10V
- FA533334-310
- Dali
- FA533334-300

4000K

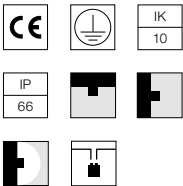
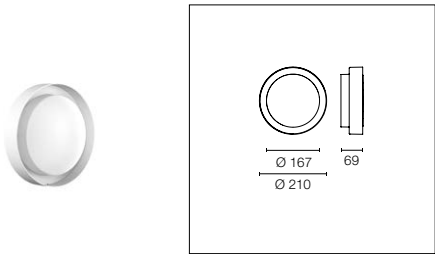
Non Dimmable

- FA533344
- 1-10V
- FA533344-310
- Dali
- FA533344-300



@ 4000K

Platter 210



Sorgente a LED inclusa.
Alimentazione elettrica 220-240V ON/ OFF integrata. Dotata di passacavo IP65, per cavi in gomma 5mm<ø<10mm e una morsetteria a 2 poli a connessione rapida.
Per garantire la tenuta del passacavo è consigliabile utilizzare cavi elettrici flessibili idonei all'impiego in ambienti esterni.

LED source included. Integrated electrical power supply 220-240V ON/OFF. With IP65 cable guide for rubber cables 5mm<ø<10mm and a 2-pole connection box for a fast connection. To ensure the tightness of the cable guide it's recommended to use flexible electric cables suitable for exterior use.

Mid-Power Led: 11W - 1202 lm ≠ OUTPUT 732 lm - 2700K/CRI 80 - 220÷240V / 11W - 1292 lm ≠ OUTPUT 787 lm - 3000K/CRI 80 - 220÷240V / 11W - 1334 lm ≠ OUTPUT 812 lm - 4000K/CRI 80 - 220÷240V

2700K

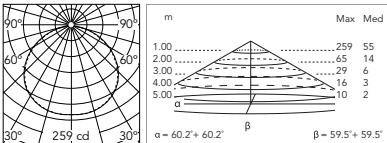
- FA53305001
- FA53305006
- FA53305012
- FA53305018
- FA53305030
- FA53305033

3000K

- FA53300201
- FA53300206
- FA53300212
- FA53300218
- FA53300230
- FA53300233

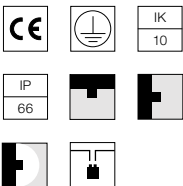
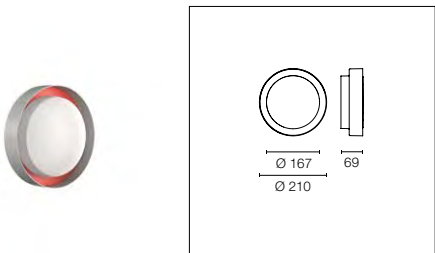
4000K

- FA53300101
- FA53300106
- FA53300112
- FA53300118
- FA53300130
- FA53300133



@ 4000K

Platter 210 Grey / Brown Brick



Sorgente a LED inclusa.
Alimentazione elettrica 220-240V ON/ OFF integrata. Dotata di passacavo IP65, per cavi in gomma 5mm<ø<10mm e una morsetteria a 2 poli a connessione rapida.
Per garantire la tenuta del passacavo è consigliabile utilizzare cavi elettrici flessibili idonei all'impiego in ambienti esterni.

LED source included. Integrated electrical power supply 220-240V ON/OFF. With IP65 cable guide for rubber cables 5mm<ø<10mm and a 2-pole connection box for a fast connection. To ensure the tightness of the cable guide it's recommended to use flexible electric cables suitable for exterior use.

Mid-Power Led: 11W - 1261 lm ≠ OUTPUT 765 lm - 2700K/CRI 80 - 220÷240V / 11W - 1292 lm ≠ OUTPUT 787 lm - 3000K/CRI 80 - 220÷240V / 11W - 1334 lm ≠ OUTPUT 812 lm - 4000K/CRI 80 - 220÷240V

2700K

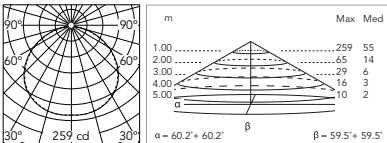
- FA533221

3000K

- FA533231

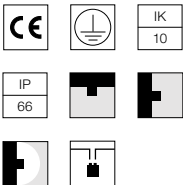
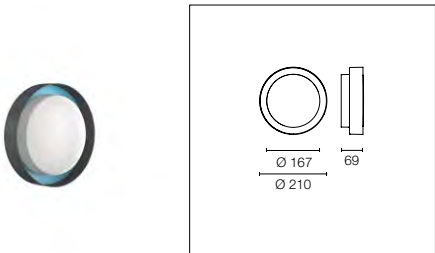
4000K

- FA533241



@ 4000K

Platter 210 Anthracite / Pale Blue



Sorgente a LED inclusa.
Alimentazione elettrica 220-240V ON/ OFF integrata. Dotata di passacavo IP65, per cavi in gomma 5mm<ø<10mm e una morsetteria a 2 poli a connessione rapida.
Per garantire la tenuta del passacavo è consigliabile utilizzare cavi elettrici flessibili idonei all'impiego in ambienti esterni.

LED source included. Integrated electrical power supply 220-240V ON/OFF. With IP65 cable guide for rubber cables 5mm<ø<10mm and a 2-pole connection box for a fast connection. To ensure the tightness of the cable guide it's recommended to use flexible electric cables suitable for exterior use.

Mid-Power Led: 11W - 1202 lm ≠ OUTPUT 732 lm - 2700K/CRI 80 - 220÷240V / 11W - 1292 lm ≠ OUTPUT 787 lm - 3000K/CRI 80 - 220÷240V / 11W - 1334 lm ≠ OUTPUT 812 lm - 4000K/CRI 80 - 220÷240V

2700K

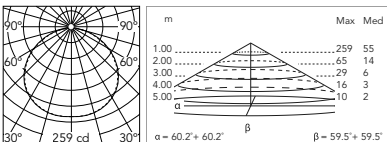
- FA533222

3000K

- FA533232

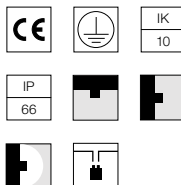
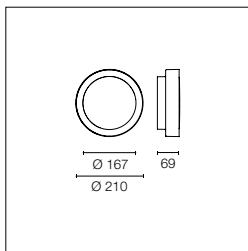
4000K

- FA533242



@ 4000K

Platter 210 Deep Brown / Pale Brown



Sorgente a LED inclusa.
Alimentazione elettrica 220-240V ON/ OFF integrata. Dotata di passacavo IP65, per cavi in gomma 5mm<ø<10mm e una morsettiera a 2 poli a connessione rapida. Per garantire la tenuta del passacavo è consigliabile utilizzare cavi elettrici flessibili idonei all'impiego in ambienti esterni.

LED source included. Integrated electrical power supply 220-240V ON/OFF. With IP65 cable guide for rubber cables 5mm<ø<10mm and a 2-pole connection box for a fast connection. To ensure the tightness of the cable guide it's recommended to use flexible electric cables suitable for exterior use.

Mid-Power Led: 11W - 1202 lm ≠ OUTPUT 732 lm - 2700K/CRI 80 - 220÷240V / 11W - 1292 lm ≠ OUTPUT 787 lm - 3000K/CRI 80 - 220÷240V / 11W - 1334 lm ≠ OUTPUT 812 lm - 4000K/CRI 80 - 220÷240V

2700K

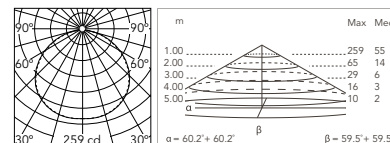
● FA533223

3000K

● FA533233

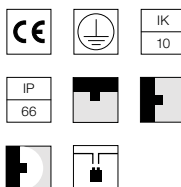
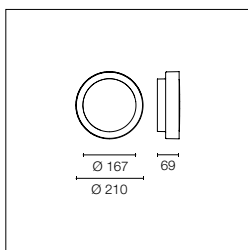
4000K

● FA533243



@ 4000K

Platter 210 Forest Green / Olive Green



Sorgente a LED inclusa.
Alimentazione elettrica 220-240V ON/ OFF integrata. Dotata di passacavo IP65, per cavi in gomma 5mm<ø<10mm e una morsettiera a 2 poli a connessione rapida. Per garantire la tenuta del passacavo è consigliabile utilizzare cavi elettrici flessibili idonei all'impiego in ambienti esterni.

LED source included. Integrated electrical power supply 220-240V ON/OFF. With IP65 cable guide for rubber cables 5mm<ø<10mm and a 2-pole connection box for a fast connection. To ensure the tightness of the cable guide it's recommended to use flexible electric cables suitable for exterior use.

Mid-Power Led: 11W - 1202 lm ≠ OUTPUT 732 lm - 2700K/CRI 80 - 220÷240V / 11W - 1292 lm ≠ OUTPUT 787 lm - 3000K/CRI 80 - 220÷240V / 11W - 1334 lm ≠ OUTPUT 812 lm - 4000K/CRI 80 - 220÷240V

2700K

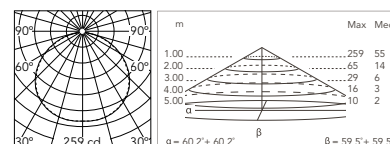
● FA533224

3000K

● FA533234

4000K

● FA533244




@ 4000K

Platter: Accessori / Accessories


Dispositivo di protezione per il sovraccarico. 275Vac. Corrente massima di scarica 10KA (8/29µs). Massima corrente operativa 5A. Adatto per la connessione in serie. IP66.

Surge protection device. 275Vac. Maximum discharge current 10KA (8/20µs). Maximum operating current 5A. Suitable for series connection. IP66.

F990E00A000



Emma





Emma Ceiling 2

Emma Wall 1





Emma Wall 3

Emma Wall 1



Par 16
up to 35W
230V - GZ10

Power Led
up to 6W
up to 303 lm - 2700K/CRI 80
up to 328 lm - 3000K/CRI 80
up to 340 lm - 4000K/CRI 80
* Net lumen output
[2200K available on request.](#)

Emma Wall 2
Mono / Double



Par 16
up to 35W
230V - GZ10

Power Led
up to 6,5W
up to 439 lm - 2700K/CRI 80
up to 472 lm - 3000K/CRI 80
up to 488 lm - 4000K/CRI 80
* Net lumen output
[2200K available on request.](#)

Par 16
up to 2 x 35W
230V - GZ10

Power Led
up to 12W
up to 2x439 lm - 2700K/CRI 80
up to 2x472 lm - 3000K/CRI 80
up to 2x488 lm - 4000K/CRI 80
* Net lumen output
[2200K available on request.](#)

Emma Wall 3
Mono / Double



CoB Led
up to 14,5W
up to 1569 lm - 2700K/CRI 80
up to 1687 lm - 3000K/CRI 80
up to 1757 lm - 4000K/CRI 80
* Net lumen output

CoB Led
up to 27W
up to 2x1569 lm - 2700K/CRI 80
up to 2x1687 lm - 3000K/CRI 80
up to 2x1757 lm - 4000K/CRI 80
* Net lumen output

Emma Wall 4
Mono / Double



CoB Led
up to 20W
up to 2121 lm - 2700K/CRI 80
up to 2281 lm - 3000K/CRI 80
up to 2382 lm - 4000K/CRI 80
* Net lumen output

CoB Led
up to 39W
up to 2x2121 lm - 2700K/CRI 80
up to 2x2281 lm - 3000K/CRI 80
up to 2x2382 lm - 4000K/CRI 80
* Net lumen output

Emma Ceiling 2



Power Led
up to 6W
up to 314 lm - 2700K/CRI 80
up to 338 lm - 3000K/CRI 80
up to 363 lm - 4000K/CRI 80
* Net lumen output


Emma Ceiling 3



CoB Led
up to 12W
up to 752 lm - 3000K/CRI 80

CoB Led
up to 15W
up to 1455 lm - 2700K/CRI 80
up to 1564 lm - 3000K/CRI 80
up to 1641 lm - 4000K/CRI 80
* Net lumen output

Emma Ceiling 4



CoB Led
up to 24W
up to 1659 lm - 3000K/CRI 80

CoB Led
up to 20W
up to 1907 lm - 2700K/CRI 80
up to 2050 lm - 3000K/CRI 80
up to 2102 lm - 4000K/CRI 80
* Net lumen output

Descrizione / Description

Famiglia completa di apparecchi di illuminazione con sorgente luminosa a LED per installazione a parete e a soffitto, caratterizzati dalla forma cilindrica declinata in diversi diametri. Disponibili in differenti finiture con rivestimento a doppio strato di polveri e sottoposte a trattamento di conversione chimica superficiale per una elevata resistenza alla corrosione. Le viterie di fissaggio sono in acciaio inox AISI 316L.

Emma Wall

Apparecchio per installazione a parete disponibile in tre dimensioni di diametro. Disponibile in versione monoemissione e biemissione con differenti fasci di apertura. Corpo dell'apparecchio in alluminio estruso; basetta di fissaggio e ghiera di chiusura superiore e inferiore in alluminio pressofuso EN AB-47100 (a basso contenuto di rame). Diffusore in vetro extrachiaro con bordo serigrafato, fissato attraverso un sistema di incollaggio robotizzato a filo con il bordo lampada per evitare depositi d'acqua. Staffa di fissaggio in acciaio inox inclusa.

Emma Ceiling

Apparecchio per installazione a soffitto disponibile in tre dimensioni di diametro. Disponibile in differenti fasci di apertura. Corpo dell'apparecchio in alluminio estruso; basetta di fissaggio e ghiera di chiusura in alluminio pressofuso EN AB-47100 (a basso contenuto di rame). Diffusore in vetro extrachiaro o texturizzato con bordo serigrafato, fissato attraverso un sistema di incollaggio robotizzato a filo con il bordo lampada per evitare depositi d'acqua.

Complete luminaire family with LED source for wall and ceiling mounting. Defined by their cylinder shape. Available in different diameters and different finishes, with double-layered powder coating and chemical conversion surface treatment to ensure high corrosion resistance. The fixing screws are made of stainless steel AISI 316L.

Emma Wall

Wall luminaire, available in three different diameters. Available in mono-emission and bi-emission versions with different beam angles. Extruded aluminum body, EN AB-47100 die cast aluminum mounting plate and top and bottom lid (with low copper content). Extraclear glass diffuser with silkscreen edge, attached flush to the edge of the lamp with a robotic gluing system to avoid water deposits. Stainless steel bracket included.

Emma Ceiling

Ceiling luminaire, available in three different diameters and different beam angles. Extruded aluminum body, EN AB-47100 die cast aluminum mounting plate and top and bottom lid (with low copper content). Extraclear glass diffuser with silkscreen and textured edge, attached flush to the edge of the lamp with a robotic gluing system to avoid water deposits.

Colori / Colours



01 White



06 Grey



12 Forest Green



18 Deep Brown

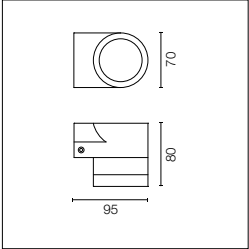











30 Black



33 Anthracite

Emma Wall 1 Retrofit



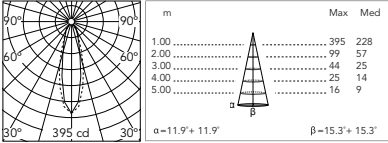


Sorgente attacco GZ10 esclusa; compatibile con lampadine LED retrofit. Alimentazione elettrica 220-230V ON/ OFF. Dotata di passacavo IP65, per cavi in gomma 5mm<ø<10mm e una morsettiera a 2 poli a connessione rapida. Per garantire la tenuta del passacavo è consigliabile utilizzare cavi elettrici flessibili idonei all'impiego in ambienti esterni.

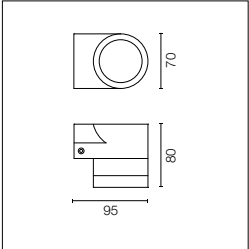

GZ10 bulb holder not included, compatible with retrofit LED bulbs. Electrical power supply 220-230V ON/OFF. With IP65 cable guide for rubber cables 5mm<ø<10mm and a 2-pole connection box for fast connections. To ensure the tightness of the cable guide it's recommended to use flexible electric cables suitable for exterior use.









PAR 16: 35W - 230V - GZ 10 - Optional LED bulb: DR PAR 7,5W - 230V - GZ 10 - Lamp max size ø50mm H. 55mm

- FA84280001.A
- FA84280006.A
- FA84280012.A
- FA84280018.A
- FA84280030.A
- FA84280033.A



Emma Wall 1





Sorgente a LED inclusa. Alimentazione 220-240 ON/OFF integrata. Dotata di passacavo IP65, per cavi in gomma 5mm<ø<10mm e una morsettiera a connessione rapida. Per garantire la tenuta del passacavo è consigliabile utilizzare cavi elettrici flessibili idonei all'impiego in ambienti esterni.

LED source included. Integrated electrical power supply 220-240V ON/OFF. With IP65 cable guide for rubber cables 5mm<ø<10mm and a connection box for fast connections. To ensure the tightness of the cable guide it's recommended to use flexible electric cables suitable for exterior use.

2200K disponibile su richiesta. 2200K available on request.

Optic Spot 14°

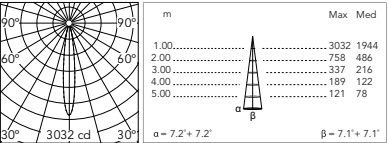
Power Led: 6W - 417 lm ≠ OUTPUT 303 lm - 2700K/CRI 80 - 220÷230V / 6W - 447 lm ≠ OUTPUT 328 lm - 3000K/CRI 80 - 220÷230V / 6W - 462 lm ≠ OUTPUT 340 lm - 4000K/CRI 80 - 220÷230V

- 2700K

 - FA844281101.A
 - FA844281106.A
 - FA844281112.A
 - FA844281118.A
 - FA844281130.A
 - FA844281133.A
- 3000K

 - FA844281201.A
 - FA844281206.A
 - FA844281212.A
 - FA844281218.A
 - FA844281230.A
 - FA844281233.A
- 4000K

 - FA844281301.A
 - FA844281306.A
 - FA844281312.A
 - FA844281318.A
 - FA844281330.A
 - FA844281333.A



@ 3000K

Optic Medium 54°

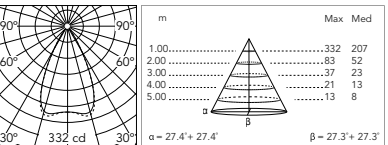
Power Led: 6W - 417 lm ≠ OUTPUT 270 lm - 2700K/CRI 80 - 220÷230V / 6W - 447 lm ≠ OUTPUT 293 lm - 3000K/CRI 80 - 220÷230V / 6W - 462 lm ≠ OUTPUT 304 lm - 4000K/CRI 80 - 220÷230V

- 2700K

 - FA844282101.A
 - FA844282106.A
 - FA844282112.A
 - FA844282118.A
 - FA844282130.A
 - FA844282133.A
- 3000K

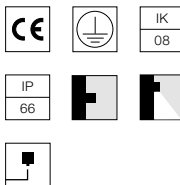
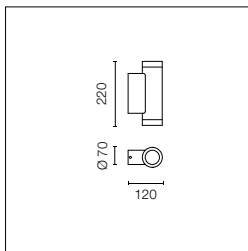
 - FA844282201.A
 - FA844282206.A
 - FA844282212.A
 - FA844282218.A
 - FA844282230.A
 - FA844282233.A
- 4000K

 - FA844282301.A
 - FA844282306.A
 - FA844282312.A
 - FA844282318.A
 - FA844282330.A
 - FA844282333.A



@ 3000K

Emma Wall 2 Mono Retrofit

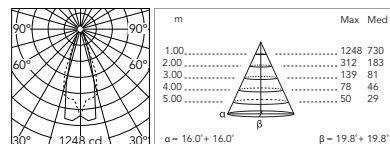


Sorgente attacco GZ10 esclusa; compatibile con lampadine LED retrofit. Alimentazione elettrica 220-230V ON/ OFF. Dotata di passacavo IP65, per cavi in gomma 5mm< ϕ <10mm e una morsetteria a connessione rapida. Per garantire la tenuta del passacavo è consigliabile utilizzare cavi elettrici flessibili idonei all'impiego in ambienti esterni.

GZ10 bulb holder not included, compatible with retrofit LED bulbs. Electrical power supply 220-230V ON/OFF. With IP65 cable guide for rubber cables 5mm< ϕ <10mm and a connection box for fast connections. To ensure the tightness of the cable guide it's recommended to use flexible electric cables suitable for exterior use.

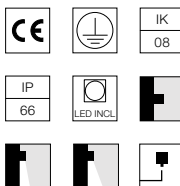
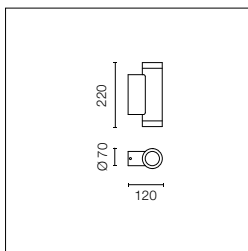
PAR 16: 35W - 230V - GZ 10 - Lamp max size ϕ 50mm H. 55mm - Optional LED bulb: DR PAR 7,5W - 230V - GZ 10

- FA116282101
- FA116282106
- FA116282112
- FA116282118
- FA116282130
- FA116282133



@ 4000K

Emma Wall 2 Mono Led



Sorgente a LED inclusa. Alimentazione elettrica 220-240V ON/ OFF integrata. Dotata di passacavo IP65, per cavi in gomma 5mm< ϕ <10mm e una morsetteria a connessione rapida. Per garantire la tenuta del passacavo è consigliabile utilizzare cavi elettrici flessibili idonei all'impiego in ambienti esterni.

LED source included. Integrated electrical power supply 220-240V ON/OFF. With IP65 cable guide for rubber cables 5mm< ϕ <10mm and a connection box for fast connections. To ensure the tightness of the cable guide it's recommended to use flexible electric cables suitable for exterior use.

2200K disponibile su richiesta.

2200K available on request.

Optic Spot 14°

Power Led: 6,5W - 574 lm \neq OUTPUT 439 lm - 2700K/CRI 80 - 110 \div 240V / 6,5W - 617 lm \neq OUTPUT 472 lm - 3000K/CRI 80 - 110 \div 240V / 6,5W - 649 lm \neq OUTPUT 488 lm - 4000K/CRI 80 - 110 \div 240V

2700K

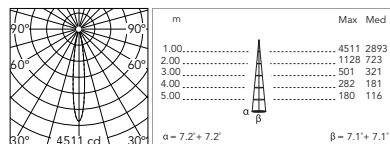
- FA116271201
- FA116271206
- FA116271212
- FA116271218
- FA116271230
- FA116271233

3000K

- FA116561201
- FA116561206
- FA116561212
- FA116561218
- FA116561230
- FA116561233

4000K

- FA1161721201
- FA1161721206
- FA1161721212
- FA1161721218
- FA1161721230
- FA1161721233



@ 4000K

Optic Medium 54°

Power Led: 6,5W - 574 lm \neq OUTPUT 392 lm - 2700K/CRI 80 - 110 \div 240V / 6,5W - 617 lm \neq OUTPUT 422 lm - 3000K/CRI 80 - 110 \div 240V / 6,5W - 649 lm \neq OUTPUT 436 lm - 4000K/CRI 80 - 110 \div 240V

2700K

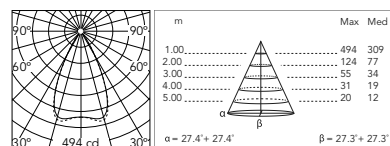
- FA116272101
- FA116272106
- FA116272112
- FA116272118
- FA116272130
- FA116272133

3000K

- FA116562101
- FA116562106
- FA116562112
- FA116562118
- FA116562130
- FA116562133

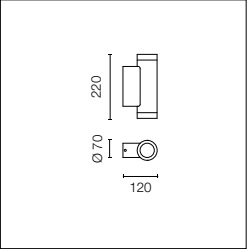

4000K




- FA1161722101
- FA1161722106
- FA1161722112
- FA1161722118
- FA1161722130
- FA1161722133






@ 4000K

Emma Wall 2 Double Retrofit





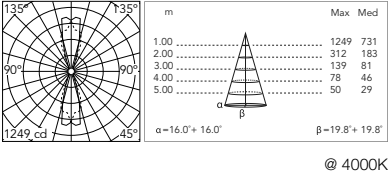


Sorgente attacco GZ10 esclusa; compatibile con lampadine LED retrofit. Alimentazione elettrica 220-230V ON/ OFF. Dotata di passacavo IP65, per cavi in gomma 5mm<ø<10mm e una morsettiera a 2 poli a connessione rapida. Per garantire la tenuta del passacavo è consigliabile utilizzare cavi elettrici flessibili idonei all'impiego in ambienti esterni.

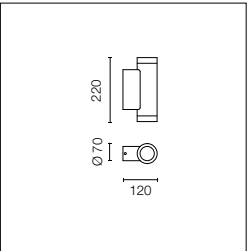

GZ10 bulb holder not included, compatible with retrofit LED bulbs. Electrical power supply 220-230V ON/OFF. With IP65 cable guide for rubber cables 5mm<ø<10mm and a 2-pole connection box for fast connections. To ensure the tightness of the cable guide it's recommended to use flexible electric cables suitable for exterior use.




PAR 16: 2x35W - 230V - GZ 10 - Lamp max size ø50mm H. 55mm - Optional LED bulb: DR PAR 7,5W - 230V - GZ 10




- FA116284201
- FA116284206
- FA116284212
- FA116284218
- FA116284230
- FA116284233



Emma Wall 2 Double Led







Sorgente a LED inclusa. Alimentazione elettrica 220-240V ON/ OFF integrata. Dotata di passacavo IP65, per cavi in gomma 5mm<ø<10mm e una morsettiera a connessione rapida. Per garantire la tenuta del passacavo è consigliabile utilizzare cavi elettrici flessibili idonei all'impiego in ambienti esterni.

LED source included. Electrical power supply 220-240V ON/ OFF. With IP65 cable guide for rubber cables 5mm<ø<10mm and a connection box for fast connections. To ensure the tightness of the cable guide it's recommended to use flexible electric cables suitable for exterior use.

2200K disponibile su richiesta. 2200K available on request.

Optic Spot 14°

Power Led: 12W - 2x574 lm ≠ OUTPUT 2x439 lm - 2700K/CRI 80 - 110÷240V / 12W - 2x617 lm ≠ OUTPUT 2x472 lm - 3000K/CRI 80 - 110÷240V / 12W - 2x649 lm ≠ OUTPUT 2x488 lm - 4000K/CRI 80 - 110÷240V

2700K

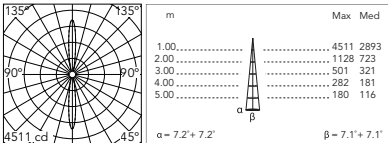
- FA1162711301
- FA1162711306
- FA1162711312
- FA1162711318
- FA1162711330
- FA1162711333

3000K

- FA1165611301
- FA1165611306
- FA1165611312
- FA1165611318
- FA1165611330
- FA1165611333

4000K

- FA11617211301
- FA11617211306
- FA11617211312
- FA11617211318
- FA11617211330
- FA11617211333



Light distribution diagram showing beam angle (α) and illuminance (β) at various distances (m). The diagram includes a table of values for beam angle (α) and illuminance (β) at distances of 1.00m, 2.00m, 3.00m, 4.00m, and 5.00m. The beam angle (α) is 7.2° + 7.2° and the illuminance (β) is 7.1° + 7.1°.

m	Max	Med
1.00	4511	2893
2.00	1128	723
3.00	501	321
4.00	282	181
5.00	180	116

α = 7.2° + 7.2° β = 7.1° + 7.1°

@ 4000K

Optic Medium 54°

Power Led: 12W - 2x574 lm ≠ OUTPUT 2x392 lm - 2700K/CRI 80 - 110÷240V / 12W - 2x617 lm ≠ OUTPUT 2x422 lm - 3000K/CRI 80 - 110÷240V / 12W - 2x649 lm ≠ OUTPUT 2x436 lm - 4000K/CRI 80 - 110÷240V

2700K

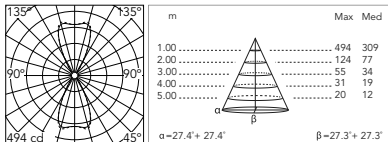
- FA116274201
- FA116274206
- FA116274212
- FA116274218
- FA116274230
- FA116274233

3000K

- FA116564201
- FA116564206
- FA116564212
- FA116564218
- FA116564230
- FA116564233

4000K

- FA1161724201
- FA1161724206
- FA1161724212
- FA1161724218
- FA1161724230
- FA1161724233

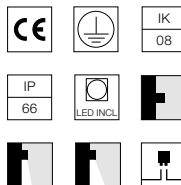
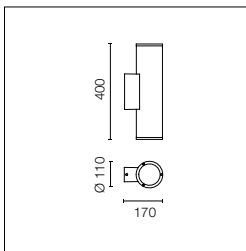


Light distribution diagram showing beam angle (α) and illuminance (β) at various distances (m). The diagram includes a table of values for beam angle (α) and illuminance (β) at distances of 1.00m, 2.00m, 3.00m, 4.00m, and 5.00m. The beam angle (α) is 27.4° + 27.4° and the illuminance (β) is 27.3° + 27.3°.

m	Max	Med
1.00	494	309
2.00	124	77
3.00	55	34
4.00	31	19
5.00	20	12

α = 27.4° + 27.4° β = 27.3° + 27.3°

@ 4000K



Sorgente a LED inclusa.
Alimentazione elettrica 220-240V ON/ OFF integrata. Dotata di due passacavi IP65, per cavi in gomma 8mm<ø<12mm e una morsetteria a connessione rapida. Per garantire la tenuta del passacavo è consigliabile utilizzare cavi elettrici flessibili idonei all'impiego in ambienti esterni.

LED source included. Electrical power supply 220-240V ON/ OFF. With IP65 cable guide for rubber cables 8mm<ø<12mm and a connection box for fast connections. To ensure the tightness of the cable guide it's recommended to use flexible electric cables suitable for exterior use.

Optic Spot 20°

CoB Led: 14,5W - 1895 lm ≠ OUTPUT 1569 lm - 2700K/CRI 80 - 220÷240V / 14,5W - 2038 lm ≠ OUTPUT 1687 lm - 3000K/CRI 80 - 220÷240V / 14,5W - 2123 lm ≠ OUTPUT 1757 lm - 4000K/CRI 80 - 220÷240V

2700K

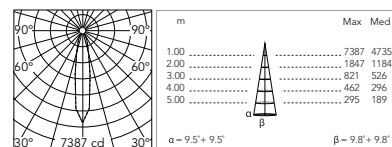
- FA11727914601
- FA11727914606
- FA11727914612
- FA11727914618
- FA11727914630
- FA11727914633

3000K

- FA11726914601
- FA11726914606
- FA11726914612
- FA11726914618
- FA11726914630
- FA11726914633

4000K

- FA11726814601
- FA11726814606
- FA11726814612
- FA11726814618
- FA11726814630
- FA11726814633



@ 4000K

Optic Medium 38°

CoB Led: 14,5W - 1895 lm ≠ OUTPUT 1526 lm - 2700K/CRI 80 - 220÷240V / 14,5W - 2038 lm ≠ OUTPUT 1641 lm - 3000K/CRI 80 - 220÷240V / 14,5W - 2123 lm ≠ OUTPUT 1709 lm - 4000K/CRI 80 - 220÷240V

2700K

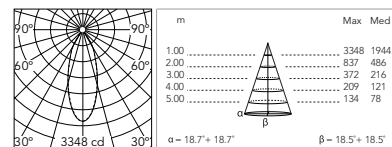
- FA11727914701
- FA11727914706
- FA11727914712
- FA11727914718
- FA11727914730
- FA11727914733

3000K

- FA11726914701
- FA11726914706
- FA11726914712
- FA11726914718
- FA11726914730
- FA11726914733

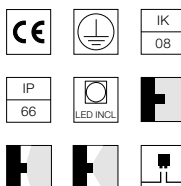
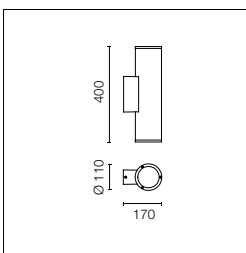
4000K

- FA11726814701
- FA11726814706
- FA11726814712
- FA11726814718
- FA11726814730
- FA11726814733



@ 4000K

Emma Wall 3 Double



Sorgente a LED inclusa.
Alimentazione elettrica 220-240V ON/ OFF integrata. Dotata di due passacavi IP65, per cavi in gomma 8mm<ø<12mm e una morsetteria a connessione rapida. Per garantire la tenuta del passacavo è consigliabile utilizzare cavi elettrici flessibili idonei all'impiego in ambienti esterni.

LED source included. Electrical power supply 220-240V ON/ OFF. With IP65 cable guide for rubber cables 8mm<ø<12mm and a connection box for fast connections. To ensure the tightness of the cable guide it's recommended to use flexible electric cables suitable for exterior use.

Optic Spot 20°

CoB Led: 27W - 2x1895 lm ≠ OUTPUT 2x1569 lm - 2700K/CRI 80 - 220÷240V / 27W - 2x2038 lm ≠ OUTPUT 2x1687 lm - 3000K/CRI 80 - 220÷240V / 27W - 2x2123 lm ≠ OUTPUT 2x1757 lm - 4000K/CRI 80 - 220÷240V

2700K

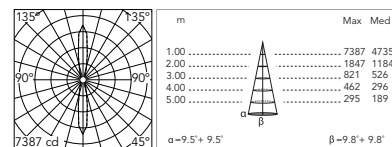
- FA11727914801
- FA11727914806
- FA11727914812
- FA11727914818
- FA11727914830
- FA11727914833

3000K

- FA11726914801
- FA11726914806
- FA11726914812
- FA11726914818
- FA11726914830
- FA11726914833

4000K

- FA11726814801
- FA11726814806
- FA11726814812
- FA11726814818
- FA11726814830
- FA11726814833



@ 4000K

Optic Medium 38°

CoB Led: 27W - 2x1895 lm ≠ OUTPUT 2x1526 lm - 2700K/CRI 80 - 220÷240V / 27W - 2x2038 lm ≠ OUTPUT 2x1641 lm - 3000K/CRI 80 - 220÷240V / 27W - 2x2123 lm ≠ OUTPUT 2x1709 lm - 4000K/CRI 80 - 220÷240V

2700K

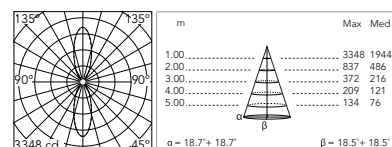
- FA11727914901
- FA11727914906
- FA11727914912
- FA11727914918
- FA11727914930
- FA11727914933

3000K

- FA11726914901
- FA11726914906
- FA11726914912
- FA11726914918
- FA11726914930
- FA11726914933

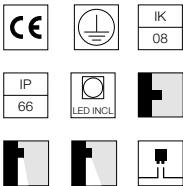
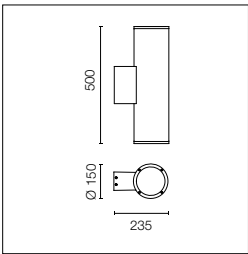
4000K

- FA11726814901
- FA11726814906
- FA11726814912
- FA11726814918
- FA11726814930
- FA11726814933



@ 4000K

Emma Wall 4 Mono



Sorgente a LED inclusa.
Alimentazione elettrica 220-240V ON/ OFF integrata. Dotata di due passacavi IP65, per cavi in gomma 8mm<ø<12mm e una morsettiera a connessione rapida. Per garantire la tenuta del passacavo è consigliabile utilizzare cavi elettrici flessibili idonei all'impiego in ambienti esterni.

LED source included. Electrical power supply 220-240V ON/ OFF. With IP65 cable guide for rubber cables 8mm<ø<12mm and a connection box for fast connections. To ensure the tightness of the cable guide it's recommended to use flexible electric cables suitable for exterior use.

Optic Spot 18°

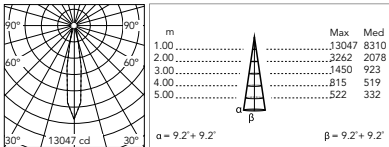
CoB Led: 20W - 2744 lm ≠ OUTPUT 2121 lm - 2700K/CRI 80 - 220÷240V / 20W - 2950 lm ≠ OUTPUT 2281 lm - 3000K/CRI 80 - 220÷240V / 20W - 3080 lm ≠ OUTPUT 2382 lm - 4000K/CRI 80 - 220÷240V

- 2700K**

 - FA11828215001
 - FA11828215006
 - FA11828215012
 - FA11828215018
 - FA11828215030
 - FA11828215033
- 3000K**

 - FA11827215001
 - FA11827215006
 - FA11827215012
 - FA11827215018
 - FA11827215030
 - FA11827215033
- 4000K**

 - FA11827115001
 - FA11827115006
 - FA11827115012
 - FA11827115018
 - FA11827115030
 - FA11827115033



@ 4000K

Optic Medium 42°

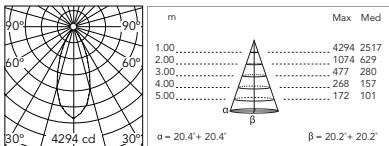
CoB Led: 20W - 2744 lm ≠ OUTPUT 2030 lm - 2700K/CRI 80 - 220÷240V / 20W - 2950 lm ≠ OUTPUT 2183 lm - 3000K/CRI 80 - 220÷240V / 20W - 3080 lm ≠ OUTPUT 2279 lm - 4000K/CRI 80 - 220÷240V

- 2700K**

 - FA11828215101
 - FA11828215106
 - FA11828215112
 - FA11828215118
 - FA11828215130
 - FA11828215133
- 3000K**

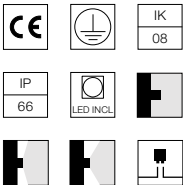
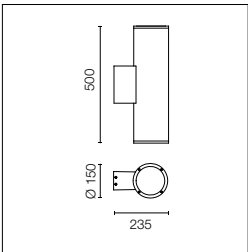
 - FA11827215101
 - FA11827215106
 - FA11827215112
 - FA11827215118
 - FA11827215130
 - FA11827215133
- 4000K**

 - FA11827115101
 - FA11827115106
 - FA11827115112
 - FA11827115118
 - FA11827115130
 - FA11827115133



@ 4000K

Emma Wall 4 Double



Sorgente a LED inclusa.
Alimentazione elettrica 220-240V ON/ OFF integrata. Dotata di due passacavi IP65, per cavi in gomma 8mm<ø<12mm e una morsettiera a connessione rapida. Per garantire la tenuta del passacavo è consigliabile utilizzare cavi elettrici flessibili idonei all'impiego in ambienti esterni.

LED source included. Electrical power supply 220-240V ON/ OFF. With IP65 cable guide for rubber cables 8mm<ø<12mm and a connection box for fast connections. To ensure the tightness of the cable guide it's recommended to use flexible electric cables suitable for exterior use.

Optic Spot 18°

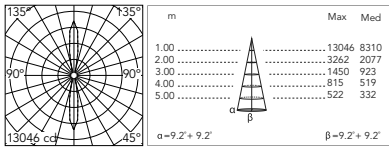
CoB Led: 39W - 2x2744 lm ≠ OUTPUT 2x2121 lm - 2700K/CRI 80 - 220÷240V / 39W - 2x2950 lm ≠ OUTPUT 2x2281 lm - 3000K/CRI 80 - 220÷240V / 39W - 2x3080 lm ≠ OUTPUT 2x2382 lm - 4000K/CRI 80 - 220÷240V

- 2700K**

 - FA11828215201
 - FA11828215206
 - FA11828215212
 - FA11828215218
 - FA11828215230
 - FA11828215233
- 3000K**

 - FA11827215201
 - FA11827215206
 - FA11827215212
 - FA11827215218
 - FA11827215230
 - FA11827215233
- 4000K**

 - FA11827115201
 - FA11827115206
 - FA11827115212
 - FA11827115218
 - FA11827115230
 - FA11827115233



@ 4000K

Optic Medium 42°

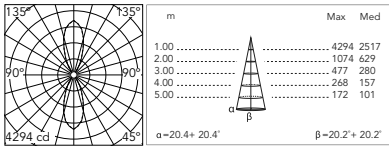
CoB Led: 39W - 2x2744 lm ≠ OUTPUT 2x2030 lm - 2700K/CRI 80 - 220÷240V / 39W - 2x2950 lm ≠ OUTPUT 2x2183 lm - 3000K/CRI 80 - 220÷240V / 39W - 2x3080 lm ≠ OUTPUT 2x2279 lm - 4000K/CRI 80 - 220÷240V

- 2700K**

 - FA11828215301
 - FA11828215306
 - FA11828215312
 - FA11828215318
 - FA11828215330
 - FA11828215333
- 3000K**

 - FA11827215301
 - FA11827215306
 - FA11827215312
 - FA11827215318
 - FA11827215330
 - FA11827215333
- 4000K**

 - FA11827115301
 - FA11827115306
 - FA11827115312
 - FA11827115318
 - FA11827115330
 - FA11827115333



@ 4000K

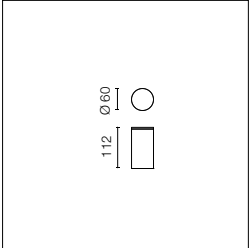

Sistema di giunzione IP68 a 2
vie 4 poli. (ø7÷12mm cavo).







2 way terminal block 4 poles
IP68. (ø7÷12mm cable).

F990C040000



Emma Ceiling 2





Sorgente a LED inclusa.
Alimentazione elettrica 220-240V ON/ OFF integrata. Dotata di passacavo IP65, per cavi in gomma 5mm<ø<9mm e una morsetteria a connessione rapida. Per garantire la tenuta del passacavo è consigliabile utilizzare cavi elettrici flessibili idonei all'impiego in ambienti esterni.

LED source included. Integrated electrical power supply 220-240V ON/OFF. With IP65 cable guide for rubber cables 5mm<ø<9mm and a connection box for fast connections. To ensure the tightness of the cable guide it's recommended to use flexible electric cables suitable for exterior use.

Optic Spot 15°

Power Led: 6W - 442 lm ≠ OUTPUT 396 lm - 2700K/CRI 80 - 220÷240V / 6W - 475 lm ≠ OUTPUT 426 lm - 3000K/CRI 80 - 220÷240V / 6W - 510 lm ≠ OUTPUT 458 lm - 4000K/CRI 80 - 220÷240V

2700K

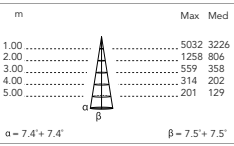
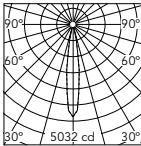
- FA53124201.A
- FA53124206.A
- FA53124212.A
- FA53124218.A
- FA53124230.A
- FA53124233.A

3000K

- FA53104201.A
- FA53104206.A
- FA53104212.A
- FA53104218.A
- FA53104230.A
- FA53104233.A

4000K

- FA53104101
- FA53104106
- FA53104112
- FA53104118
- FA53104130
- FA53104133



@ 4000K

Optic Flood 65°

Power Led: 6W - 442 lm ≠ OUTPUT 314 lm - 2700K/CRI 80 - 220÷240V / 6W - 475 lm ≠ OUTPUT 338 lm - 3000K/CRI 80 - 220÷240V / 6W - 510 lm ≠ OUTPUT 363 lm - 4000K/CRI 80 - 220÷240V

2700K

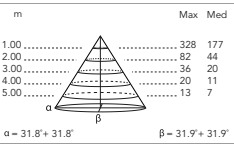
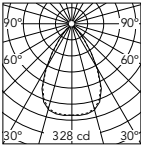
- FA53124401.A
- FA53124406.A
- FA53124412.A
- FA53124418.A
- FA53124430.A
- FA53124433.A

3000K

- FA53104401.A
- FA53104406.A
- FA53104412.A
- FA53104418.A
- FA53104430.A
- FA53104433.A

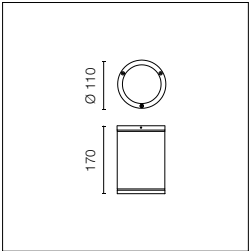

4000K







- FA53104301
- FA53104306
- FA53104312
- FA53104318
- FA53104330
- FA53104333



@ 4000K

Emma Ceiling 3 Direct Voltage





Sorgente a LED inclusa. Modulo Led configurato per lavorare direttamente alla rete elettrica 220-230V ON/ OFF. Dotata di due passacavi IP65, per cavi in gomma 5mm<ø<9mm e una morsetteria a connessione rapida. Per garantire la tenuta del passacavo è consigliabile utilizzare cavi elettrici flessibili idonei all'impiego in ambienti esterni.

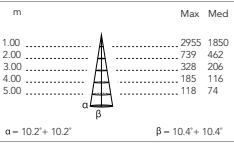
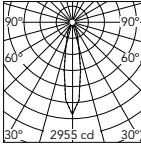
LED source included. LED module configured to work directly on the mains 220-230V ON/OFF. With IP65 cable guide for rubber cables 5mm<ø<9mm and a connection box for fast connections. To ensure the tightness of the cable guide it's recommended to use flexible electric cables suitable for exterior use.

Optic Spot 20°

CoB Led: 12W - 951 lm ≠ OUTPUT 752 lm - 3000K/CRI 80 - 220÷230V

3000K

- FA53102901
- FA53102906
- FA53102912
- FA53102918
- FA53102930
- FA53102933



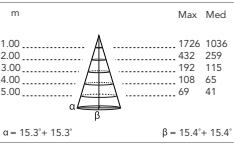
@ 3000K

Optic Medium 30°

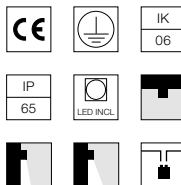
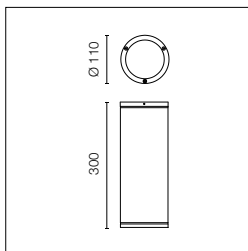
CoB Led: 12W - 951 lm ≠ OUTPUT 713 lm - 3000K/CRI 80 - 220÷230V

3000K

- FA53103001
- FA53103006
- FA53103012
- FA53103018
- FA53103030
- FA53103033



@ 3000K



Sorgente a LED inclusa.
Alimentazione elettrica 220-240V ON/ OFF e dimmerabile 1-10V o DALI integrata. Dotata di due passacavi IP65, per cavi in gomma 5mm<ø<9mm e una morsetteria a connessione rapida. Per garantire la tenuta del passacavo è consigliabile utilizzare cavi elettrici flessibili idonei all'impiego in ambienti esterni.

LED source included. Integrated power supply 220-230V ON/ OFF and dimmable 1-10V or DALI. With IP65 cable guide for rubber cables 5mm<ø<9mm and a connection box for fast connections. To ensure the tightness of the cable guide it's recommended to use flexible electric cables suitable for exterior use.

Optic Spot 20°

CoB Led: 15W - 1622 lm ≠ OUTPUT 1455 lm - 2700K/CRI 80 - 220÷240V / 15W - 1744 lm ≠ OUTPUT 1564 lm - 3000K/CRI 80 - 220÷240V / 15W - 1829 lm ≠ OUTPUT 1641 lm - 4000K/CRI 80 - 220÷240V

2700K

Non Dimmable

- FA53121201
- FA53121206
- FA53121212
- FA53121218
- FA53121230
- FA53121233
- 1-10V
- FA53121201-310
- FA53121206-310
- FA53121212-310
- FA53121218-310
- FA53121230-310
- FA53121233-310
- Dali
- FA53121201-300.A
- FA53121206-300.A
- FA53121212-300.A
- FA53121218-300.A
- FA53121230-300.A
- FA53121233-300.A

3000K

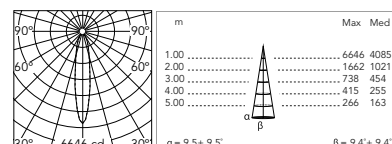
Non Dimmable

- FA53101201
- FA53101206
- FA53101212
- FA53101218
- FA53101230
- FA53101233
- 1-10V
- FA53101201-310
- FA53101206-310
- FA53101212-310
- FA53101218-310
- FA53101230-310
- FA53101233-310
- Dali
- FA53101201-300.A
- FA53101206-300.A
- FA53101212-300.A
- FA53101218-300.A
- FA53101230-300.A
- FA53101233-300.A

4000K

Non Dimmable

- FA53101101
- FA53101106
- FA53101112
- FA53101118
- FA53101130
- FA53101133
- 1-10V
- FA53101101-310
- FA53101106-310
- FA53101112-310
- FA53101118-310
- FA53101130-310
- FA53101133-310
- Dali
- FA53101101-300.A
- FA53101106-300.A
- FA53101112-300.A
- FA53101118-300.A
- FA53101130-300.A
- FA53101133-300.A



@ 4000K

Optic Medium 40°

CoB Led: 15W - 1622 lm ≠ OUTPUT 1443 lm - 2700K/CRI 80 - 220÷240V / 15W - 1744 lm ≠ OUTPUT 1552 lm - 3000K/CRI 80 - 220÷240V / 15W - 1829 lm ≠ OUTPUT 1628 lm - 4000K/CRI 80 - 220÷240V

2700K

Non Dimmable

- FA53120901
- FA53120906
- FA53120912
- FA53120918
- FA53120930
- FA53120933
- 1-10V
- FA53120901-310
- FA53120906-310
- FA53120912-310
- FA53120918-310
- FA53120930-310
- FA53120933-310
- Dali
- FA53120901-300.A
- FA53120906-300.A
- FA53120912-300.A
- FA53120918-300.A
- FA53120930-300.A
- FA53120933-300.A

3000K

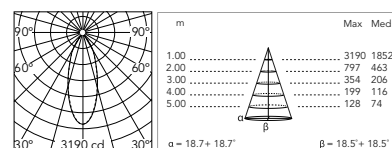
Non Dimmable

- FA53100901
- FA53100906
- FA53100912
- FA53100918
- FA53100930
- FA53100933
- 1-10V
- FA53100901-310
- FA53100906-310
- FA53100912-310
- FA53100918-310
- FA53100930-310
- FA53100933-310
- Dali
- FA53100901-300.A
- FA53100906-300.A
- FA53100912-300.A
- FA53100918-300.A
- FA53100930-300.A
- FA53100933-300.A

4000K

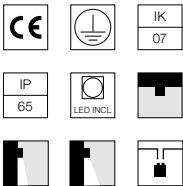
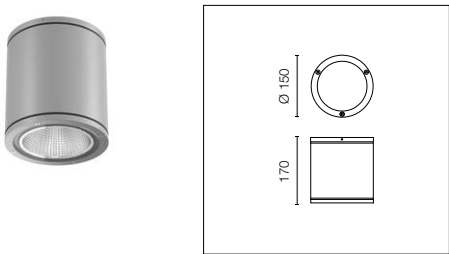
Non Dimmable

- FA53100801
- FA53100806
- FA53100812
- FA53100818
- FA53100830
- FA53100833
- 1-10V
- FA53100801-310
- FA53100806-310
- FA53100812-310
- FA53100818-310
- FA53100830-310
- FA53100833-310
- Dali
- FA53100801-300.A
- FA53100806-300.A
- FA53100812-300.A
- FA53100818-300.A
- FA53100830-300.A
- FA53100833-300.A



@ 4000K

Emma Ceiling 4 Direct Voltage



Sorgente a LED inclusa. Modulo Led configurato per lavorare direttamente alla rete elettrica 220-230V ON/ OFF. Dotata di due passacavi IP65, per cavi in gomma 5mm<ø<9mm e una morsettiera a connessione rapida. Per garantire la tenuta del passacavo è consigliabile utilizzare cavi elettrici flessibili idonei all'impiego in ambienti esterni.

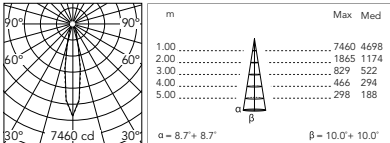
LED source included. LED module configured to work directly on the mains 220-230V ON/OFF. With IP65 cable guide for rubber cables 5mm<ø<9mm and a connection box for fast connections. To ensure the tightness of the cable guide it's recommended to use flexible electric cables suitable for exterior use.

Optic Spot 20°

CoB Led: 24W - 2303 lm ≠ OUTPUT 1659 lm - 3000K/CRI 80 - 220÷230V

3000K

- FA53103101
- FA53103106
- FA53103112
- FA53103118
- FA53103130
- FA53103133

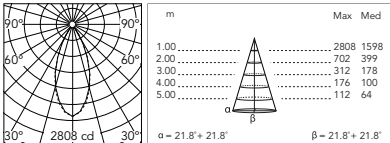


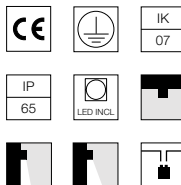
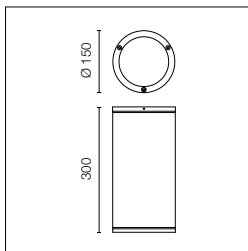
Optic Medium 40°

CoB Led: 24W - 2303 lm ≠ OUTPUT 1610 lm - 3000K/CRI 80 - 220÷230V

3000K

- FA53103201
- FA53103206
- FA53103212
- FA53103218
- FA53103230
- FA53103233





Sorgente a LED inclusa.
Alimentazione elettrica 220-240V ON/ OFF e dimmerabile 1-10V o DALI integrata. Dotata di due passacavi IP65, per cavi in gomma 5mm< ϕ <9mm e una morsetteria a connessione rapida. Per garantire la tenuta del passacavo è consigliabile utilizzare cavi elettrici flessibili idonei all'impiego in ambienti esterni.

LED source included. Integrated power supply 220-230V ON/ OFF and dimmable 1-10V or DALI. With IP65 cable guide for rubber cables 5mm< ϕ <9mm and a connection box for fast connections. To ensure the tightness of the cable guide it's recommended to use flexible electric cables suitable for exterior use.

Optic Spot 20°

CoB Led: 20W - 2387 lm \neq OUTPUT 1907 lm - 2700K/CRI 80 - 220÷240V / 20W - 2567 lm \neq OUTPUT 2050 lm - 3000K/CRI 80 - 220÷240V / 20W - 2632 lm \neq OUTPUT 2102 lm - 4000K/CRI 80 - 220÷240V

2700K

Non Dimmable

- FA53122401
- FA53122406
- FA53122412
- FA53122418
- FA53122430
- FA53122433
- 1-10V
- FA53122401-310
- FA53122406-310
- FA53122412-310
- FA53122418-310
- FA53122430-310
- FA53122433-310
- Dali
- FA53122401-300.A
- FA53122406-300.A
- FA53122412-300.A
- FA53122418-300.A
- FA53122430-300.A
- FA53122433-300.A

3000K

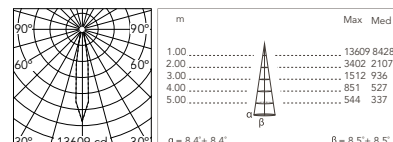
Non Dimmable

- FA53102401
- FA53102406
- FA53102412
- FA53102418
- FA53102430
- FA53102433
- 1-10V
- FA53102401-310
- FA53102406-310
- FA53102412-310
- FA53102418-310
- FA53102430-310
- FA53102433-310
- Dali
- FA53102401-300.A
- FA53102406-300.A
- FA53102412-300.A
- FA53102418-300.A
- FA53102430-300.A
- FA53102433-300.A

4000K

Non Dimmable

- FA53102501
- FA53102506
- FA53102512
- FA53102518
- FA53102530
- FA53102533
- 1-10V
- FA53102501-310
- FA53102506-310
- FA53102512-310
- FA53102518-310
- FA53102530-310
- FA53102533-310
- Dali
- FA53102501-300.A
- FA53102506-300.A
- FA53102512-300.A
- FA53102518-300.A
- FA53102530-300.A
- FA53102533-300.A



@ 4000K

Optic Medium 40°

CoB Led: 20W - 2387 lm \neq OUTPUT 1923 lm - 2700K/CRI 80 - 220÷240V / 20W - 2567 lm \neq OUTPUT 2068 lm - 3000K/CRI 80 - 220÷240V / 20W - 2632 lm \neq OUTPUT 2121 lm - 4000K/CRI 80 - 220÷240V

2700K

Non Dimmable

- FA53122101
- FA53122106
- FA53122112
- FA53122118
- FA53122130
- FA53122133
- 1-10V
- FA53122101-310
- FA53122106-310
- FA53122112-310
- FA53122118-310
- FA53122130-310
- FA53122133-310
- Dali
- FA53122101-300.A
- FA53122106-300.A
- FA53122112-300.A
- FA53122118-300.A
- FA53122130-300.A
- FA53122133-300.A

3000K

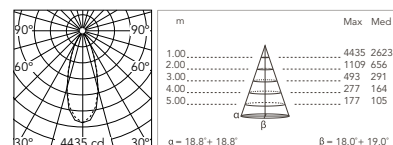
Non Dimmable

- FA53102101
- FA53102106
- FA53102112
- FA53102118
- FA53102130
- FA53102133
- 1-10V
- FA53102101-310
- FA53102106-310
- FA53102112-310
- FA53102118-310
- FA53102130-310
- FA53102133-310
- Dali
- FA53102101-300.A
- FA53102106-300.A
- FA53102112-300.A
- FA53102118-300.A
- FA53102130-300.A
- FA53102133-300.A

4000K

Non Dimmable

- FA53102001
- FA53102006
- FA53102012
- FA53102018
- FA53102030
- FA53102033
- 1-10V
- FA53102001-310
- FA53102006-310
- FA53102012-310
- FA53102018-310
- FA53102030-310
- FA53102033-310
- Dali
- FA53102001-300.A
- FA53102006-300.A
- FA53102012-300.A
- FA53102018-300.A
- FA53102030-300.A
- FA53102033-300.A




@ 4000K

Emma: Accessori / Accessories

Dispositivo di protezione per il sovraccarico. 275Vac. Corrente massima di scarica 10KA (8/29 μ s). Massima corrente operativa 5A. Adatto per la connessione in serie. IP66.

Surge protection device. 275Vac. Maximum discharge current 10KA (8/20 μ s). Maximum operating current 5A. Suitable for series connection. IP66.

LED Lamps
F990E00A000



Leila







Famiglia / Family

Leila 1



CoB Led
up to 14W
up to 941 lm - 2700K/CRI 80
up to 980 lm - 3000K/CRI 80
up to 1073 lm - 4000K/CRI 80
* Net lumen output

Leila 2



CoB Led
up to 14W
up to 1457 lm - 2700K/CRI 80
up to 1567 lm - 3000K/CRI 80
up to 1653 lm - 4000K/CRI 80
* Net lumen output

Leila 3




CoB Led
up to 28W
up to 2380 lm - 2700K/CRI 80
up to 2559 lm - 3000K/CRI 80
up to 2700 lm - 4000K/CRI 80
* Net lumen output

Leila 4




CoB Led
up to 40W
up to 3443 lm - 2700K/CRI 80
up to 3742 lm - 3000K/CRI 80
up to 3929 lm - 4000K/CRI 80
* Net lumen output

Colori / Colours




01 White

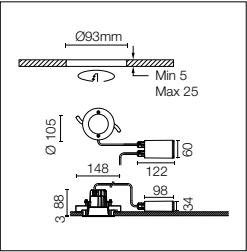





56 Matt Stainless Steel




Famiglia di apparecchi di illuminazione con sorgente luminosa a LED per installazione a incasso a soffitto e controsoffitto in cartongesso, caratterizzati dalla forma circolare declinata in quattro dimensioni. Disponibile in diverse aperture di fascio per dimensione. Corpo dell'apparecchio in alluminio pressofuso lega EN AB 47100 (a basso contenuto di rame), ghiera esterna in acciaio inox AISI 316L pallinato o verniciato in colore bianco opaco. Diffusore in vetro testurizzato con bordo serigrafato, fissato all'apparecchio tramite incollaggio robotizzato. Le viterie di fissaggio sono in acciaio inox AISI 316L. L'apparecchio è dotato di un connettore a vite M12 a tenuta stagna che fornisce isolamento ottimale contro la penetrazione di acqua e rapido collegamento con l'unità di cablaggio. L'alimentatore è in dotazione con l'apparecchio come un kit IP67 remoto da alloggiare nella cassaforma da incasso in caso di soffitto in muratura o direttamente appoggiato in prossimità dell'apparecchio in caso di controsoffitto. Disponibile come accessorio opzionale la cassaforma in metallo da murare in caso di soffitto in muratura o cemento armato.

Luminaire family with LED source for recessed ceiling and plaster-board false ceiling mounting. Defined by their round shape. Available in four dimensions and different beam angles per dimension. EN AB-47100 die cast aluminum body (with low copper content), AISI 316L stainless steel outer lid, shot-blasted and varnished in matte white. Textured glass diffuser with silkscreen edge, attached to the luminaire with a robotic gluing system. The fixing screws are made of stainless steel AISI 316L. Equipped with a watertight M12 threaded connector that prevents water infiltration and facilitates quick connection to the wiring unit. The power supply is supplied together with a remote IP67 kit to be housed in the junction box in case of recessed installation in a masonry ceiling, or supported directly near the luminaire, in case of recessed installation in a false ceiling. The metal junction box to be recessed in case of installation in masonry or reinforced concrete ceilings is available as an accessory.









Sorgente a LED inclusa.
Alimentazione elettrica 220-240V ON/OFF: kit remoto dotato di spezzone di cavo 400mm con connettore a vite M12 a tenuta stagna all'apparecchio e di uno spezzone di cavo 250mm per il collegamento alla linea elettrica, da alloggiare in cassaforma da ordinare separatamente per soffitto in muratura, o da appoggiare in prossimità per controsoffitto in cartongesso. Versione dimmerabile a richiesta.

LED source included. Electrical power supply 220-240V ON/OFF: remote kit with a 400mm cable section with watertight threaded M12 connector on the luminaire and a 250mm cable section for connection on the mains. This needs to be housed in the junction box for masonry ceilings (it needs to be ordered separately) or set next to the luminaire in case of plasterboard false ceilings. Dimmable version available upon request.

Optic Spot 19°

CoB Led: 14W - 941 lm ≠ OUTPUT 859 lm - 2700K/CRI 80 - 220÷240V / 14W - 980 lm ≠ OUTPUT 895 lm - 3000K/CRI 80 - 220÷240V / 14W - 1073 lm ≠ OUTPUT 980 lm - 4000K/CRI 80 - 220÷240V

2700K

○ FA53610901

● FA53610356

3000K

○ FA53600901

● FA53600356

4000K

○ FA53600801

● FA53600256



@ 3000K

Optic Medium 43°

CoB Led: 14W - 941 lm ≠ OUTPUT 941 lm - 2700K/CRI 80 - 220÷240V / 14W - 980 lm ≠ OUTPUT 980 lm - 3000K/CRI 80 - 220÷240V / 14W - 1073 lm ≠ OUTPUT 1073 lm - 4000K/CRI 80 - 220÷240V

2700K

○ FA53611201

● FA53610656

3000K

○ FA53601201

● FA53600656

4000K

○ FA53601101

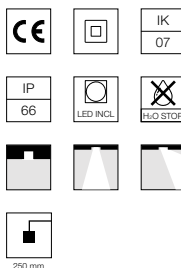
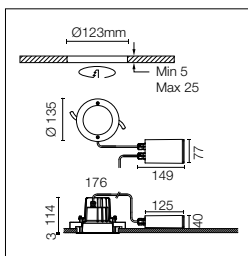
● FA53600556



@ 3000K

Leila

728



Sorgente a LED inclusa.
Alimentazione elettrica 220-240V ON/OFF e dimmerabile 1-10V o DALI integrata: kit remoto dotato di spezzone di cavo 400mm con connettore a vite M12 a tenuta stagna all'apparecchio e di uno spezzone di cavo 250mm per il collegamento alla linea elettrica, da alloggiare in cassettaforma da ordinare separatamente per soffitto in muratura, o da appoggiare in prossimità per controsoffitto in cartongesso.

LED source included. Integrated power supply 220-240V ON/OFF and dimmable 1-10V or DALI: remote kit with a 400mm cable section with watertight threaded M12 connector on the luminaire and a 250mm cable section for connection on the mains. This needs to be housed in the junction box for masonry ceilings (it needs to be ordered separately) or set next to the luminaire in case of plasterboard false ceilings. Dimmable version available upon request.

Optic Spot 24°

CoB Led: 14W - 1457 lm ≠ OUTPUT 1457 lm - 2700K/CRI 80 - 220÷240V / 14W - 1567 lm ≠ OUTPUT 1567 lm - 3000K/CRI 80 - 220÷240V / 14W - 1653 lm ≠ OUTPUT 1653 lm - 4000K/CRI 80 - 220÷240V

2700K

Non Dimmable

- FA53612201
- FA53611456
- 1-10V
- FA53612201-310
- FA53611456-310
- Dali
- FA53612201-300
- FA53611456-300

3000K

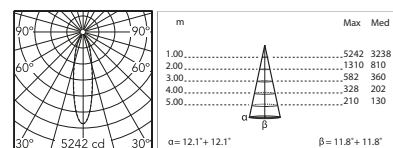
Non Dimmable

- FA53602201
- FA53601456
- 1-10V
- FA53602201-310
- FA53601456-310
- Dali
- FA53602201-300
- FA53601456-300

4000K

Non Dimmable

- FA53602101
- FA53601356
- 1-10V
- FA53602101-310
- FA53601356-310
- Dali
- FA53602101-300
- FA53601356-300



@ 3000K

Optic Medium 37°

CoB Led: 14W - 1457 lm ≠ OUTPUT 1365 lm - 2700K/CRI 80 - 220÷240V / 14W - 1567 lm ≠ OUTPUT 1468 lm - 3000K/CRI 80 - 220÷240V / 14W - 1653 lm ≠ OUTPUT 1549 lm - 4000K/CRI 80 - 220÷240V

2700K

Non Dimmable

- FA53612401
- FA53611656
- 1-10V
- FA53612401-310
- FA53611656-310
- Dali
- FA53612401-300
- FA53611656-300

3000K

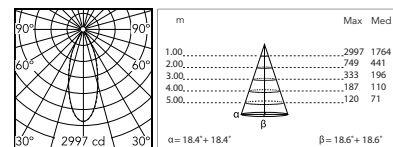
Non Dimmable

- FA53602401
- FA53601656
- 1-10V
- FA53602401-310
- FA53601656-310
- Dali
- FA53602401-300
- FA53601656-300

4000K

Non Dimmable

- FA53602301
- FA53601556
- 1-10V
- FA53602301-310
- FA53601556-310
- Dali
- FA53602301-300
- FA53601556-300



@ 3000K

Asymmetric Optic 12° - 19°

CoB Led: 14W - 1457 lm ≠ OUTPUT 974 lm - 2700K/CRI 80 - 220÷240V / 14W - 1567 lm ≠ OUTPUT 1015 lm - 3000K/CRI 80 - 220÷240V / 14W - 1653 lm ≠ OUTPUT 1111 lm - 4000K/CRI 80 - 220÷240V

2700K

Non Dimmable

- FA53612601
- FA53611856
- 1-10V
- FA53612601-310
- FA53611856-310
- Dali
- FA53612601-300
- FA53611856-300

3000K

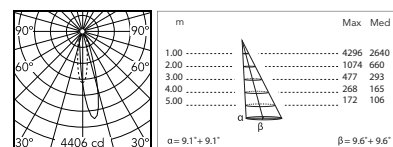
Non Dimmable

- FA53602601
- FA53601856
- 1-10V
- FA53602601-310
- FA53601856-310
- Dali
- FA53602601-300
- FA53601856-300

4000K

Non Dimmable

- FA53602501
- FA53601756
- 1-10V
- FA53602501-310
- FA53601756-310
- Dali
- FA53602501-300
- FA53601756-300



@ 3000K

Asymmetric Optic 12° - 53°

CoB Led: 14W - 1457 lm ≠ OUTPUT 1209 lm - 2700K/CRI 80 - 220÷240V / 14W - 1567 lm ≠ OUTPUT 1259 lm - 3000K/CRI 80 - 220÷240V / 14W - 1653 lm ≠ OUTPUT 1379 lm - 4000K/CRI 80 - 220÷240V

2700K

Non Dimmable

- FA53612801
- FA53612056
- 1-10V
- FA53612801-310
- FA53612056-310
- Dali
- FA53612801-300
- FA53612056-300

3000K

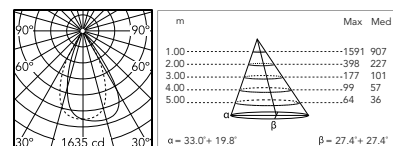
Non Dimmable

- FA53602801
- FA53602056
- 1-10V
- FA53602801-310
- FA53602056-310
- Dali
- FA53602801-300
- FA53602056-300

4000K


Non Dimmable



- FA53602701
- FA53601956
- 1-10V
- FA53602701-310
- FA53601956-310
- Dali
- FA53602701-300
- FA53601956-300




@ 3000K









Sorgente a LED inclusa.
Alimentazione elettrica 220-240V ON/OFF e dimmerabile 1-10V o DALI integrata: kit remoto dotato di spezzone di cavo 400mm con connettore a vite M12 a tenuta stagna all'apparecchio e di uno spezzone di cavo 250mm per il collegamento alla linea elettrica, da alloggiare in cassaforma da ordinare separatamente per soffitto in muratura, o da appoggiare in prossimità per controsoffitto in cartongesso.

LED source included. Integrated power supply 220-240V ON/OFF and dimmable 1-10V or DALI: remote kit with a 400mm cable section with watertight threaded M12 connector on the luminaire and a 250mm cable section for connection on the mains. This needs to be housed in the junction box for masonry ceilings (it needs to be ordered separately) or set next to the luminaire in case of plasterboard false ceilings. Dimmable version available upon request.

Optic Spot 17°

CoB Led: 28W - 2380 lm ≠ OUTPUT 2380 lm - 2700K/CRI 80 - 220÷240V / 28W - 2559 lm ≠ OUTPUT 2559 lm - 3000K/CRI 80 - 220÷240V / 28W - 2700 lm ≠ OUTPUT 2700 lm - 4000K/CRI 80 - 220÷240V

2700K

Non Dimmable

- FA53613801
- FA53613056

1-10V

- FA53613801-310
- FA53613056-310

Dali

- FA53613801-300.A
- FA53613056-300.A

3000K

Non Dimmable

- FA53603801
- FA53603056

1-10V

- FA53603801-310
- FA53603056-310

Dali

- FA53603801-300.A
- FA53603056-300.A

4000K

Non Dimmable

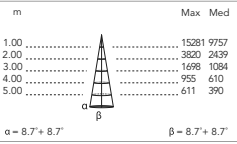
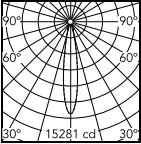
- FA53603701
- FA53602956

1-10V

- FA53603701-310
- FA53602956-310

Dali

- FA53603701-300.A
- FA53602956-300.A



@ 3000K

Optic Medium 44°

CoB Led: 28W - 2380 lm ≠ OUTPUT 2325 lm - 2700K/CRI 80 - 220÷240V / 28W - 2559 lm ≠ OUTPUT 2500 lm - 3000K/CRI 80 - 220÷240V / 28W - 2700 lm ≠ OUTPUT 2638 lm - 4000K/CRI 80 - 220÷240V

2700K

Non Dimmable

- FA53614001
- FA53613256

1-10V

- FA53614001-310
- FA53613256-310

Dali

- FA53614001-300.A
- FA53613256-300.A

3000K

Non Dimmable

- FA53604001
- FA53603256

1-10V

- FA53604001-310
- FA53603256-310

Dali

- FA53604001-300.A
- FA53603256-300.A

4000K

Non Dimmable

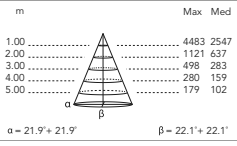
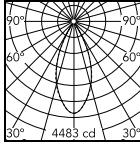
- FA53603901
- FA53603156

1-10V

- FA53603901-310
- FA53603156-310

Dali

- FA53603901-300.A
- FA53603156-300.A



@ 3000K

Asymmetric Optic 12° - 29°

CoB Led: 28W - 2380 lm ≠ OUTPUT 2199 lm - 2700K/CRI 80 - 220÷240V / 28W - 2559 lm ≠ OUTPUT 2364 lm - 3000K/CRI 80 - 220÷240V / 28W - 2700 lm ≠ OUTPUT 2494 lm - 4000K/CRI 80 - 220÷240V

2700K

Non Dimmable

- FA53614201
- FA53613456

1-10V

- FA53614201-310
- FA53613456-310

Dali

- FA53614201-300.A
- FA53613456-300.A

3000K

Non Dimmable

- FA53604201
- FA53603456

1-10V

- FA53604201-310
- FA53603456-310

Dali

- FA53604201-300.A
- FA53603456-300.A

4000K

Non Dimmable

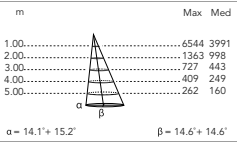
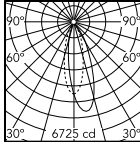
- FA53604101
- FA53603356

1-10V

- FA53604101-310
- FA53603356-310

Dali

- FA53604101-300.A
- FA53603356-300.A



@ 3000K

Asymmetric Optic 12° - 37°

CoB Led: 28W - 2380 lm ≠ OUTPUT 2105 lm - 2700K/CRI 80 - 220÷240V / 28W - 2559 lm ≠ OUTPUT 2263 lm - 3000K/CRI 80 - 220÷240V / 28W - 2700 lm ≠ OUTPUT 2387 lm - 4000K/CRI 80 - 220÷240V

2700K

Non Dimmable

- FA53614401
- FA53613656

1-10V

- FA53614401-310
- FA53613656-310

Dali

- FA53614401-300.A
- FA53613656-300.A

3000K

Non Dimmable

- FA53604401
- FA53603656

1-10V

- FA53604401-310
- FA53603656-310

Dali

- FA53604401-300.A
- FA53603656-300.A

4000K

Non Dimmable

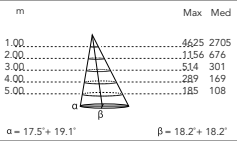
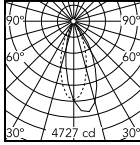
- FA53604301
- FA53603556

1-10V

- FA53604301-310
- FA53603556-310

Dali

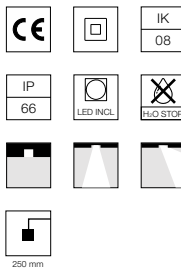
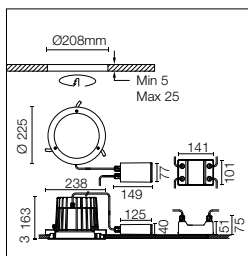
- FA53604301-300.A
- FA53603556-300.A



@ 3000K

Leila

730



Sorgente a LED inclusa.
Alimentazione elettrica 220-240V ON/OFF e dimmerabile 1-10V o DALI integrata: kit remoto dotato di spezzone di cavo 400mm con connettore a vite M12 a tenuta stagna all'apparecchio e di uno spezzone di cavo 250mm per il collegamento alla linea elettrica, da alloggiare in cassetta da ordinare separatamente per soffitto in muratura, o da appoggiare in prossimità per controsoffitto in cartongesso.

LED source included. Integrated power supply 220-240V ON/OFF and dimmable 1-10V or DALI: remote kit with a 400mm cable section with watertight threaded M12 connector on the luminaire and a 250mm cable section for connection on the mains. This needs to be housed in the junction box for masonry ceilings (it needs to be ordered separately) or set next to the luminaire in case of plasterboard false ceilings. Dimmable version available upon request.

Optic Medium 45°

CoB Led: 40W - 3443 lm ≠ OUTPUT 3443 lm - 2700K/CRI 80 - 220÷240V / 40W - 3742 lm ≠ OUTPUT 3742 lm - 3000K/CRI 80 - 220÷240V / 40W - 3929 lm ≠ OUTPUT 3929 lm - 4000K/CRI 80 - 220÷240V

2700K

Non Dimmable

- FA53615601
- FA53614856
- 1-10V
- FA53615601-310
- FA53614856-310
- Dali
- FA53615601-300
- FA53614856-300

3000K

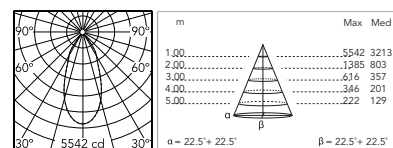
Non Dimmable

- FA53605601
- FA53604856
- 1-10V
- FA53605601-310
- FA53604856-310
- Dali
- FA53605601-300
- FA53604856-300

4000K

Non Dimmable

- FA53605501
- FA53604756
- 1-10V
- FA53605501-310
- FA53604756-310
- Dali
- FA53605501-300
- FA53604756-300



@ 3000K

Asymmetric Optic 12° - 21°

CoB Led: 40W - 3443 lm ≠ OUTPUT 3104 lm - 2700K/CRI 80 - 220÷240V / 40W - 3742 lm ≠ OUTPUT 3338 lm - 3000K/CRI 80 - 220÷240V / 40W - 3929 lm ≠ OUTPUT 3522 lm - 4000K/CRI 80 - 220÷240V

2700K

Non Dimmable

- FA53615801
- FA53615056
- 1-10V
- FA53615801-310
- FA53615056-310
- Dali
- FA53615801-300
- FA53615056-300

3000K

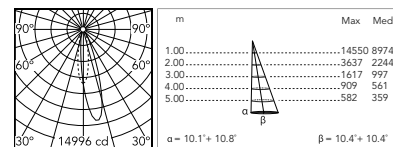
Non Dimmable

- FA53605801
- FA53605056
- 1-10V
- FA53605801-310
- FA53605056-310
- Dali
- FA53605801-300
- FA53605056-300

4000K

Non Dimmable

- FA53605701
- FA53604956
- 1-10V
- FA53605701-310
- FA53604956-310
- Dali
- FA53605701-300
- FA53604956-300



@ 3000K

Asymmetric Optic 12° - 41°

CoB Led: 40W - 3443 lm ≠ OUTPUT 3066 lm - 2700K/CRI 80 - 220÷240V / 40W - 3742 lm ≠ OUTPUT 3297 lm - 3000K/CRI 80 - 220÷240V / 40W - 3929 lm ≠ OUTPUT 3478 lm - 4000K/CRI 80 - 220÷240V

2700K

Non Dimmable

- FA53616001
- FA53615256
- 1-10V
- FA53616001-310
- FA53615256-310
- Dali
- FA53616001-300
- FA53615256-300

3000K

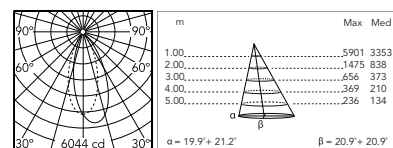
Non Dimmable

- FA53606001
- FA53605256
- 1-10V
- FA53606001-310
- FA53605256-310
- Dali
- FA53606001-300
- FA53605256-300


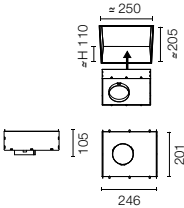

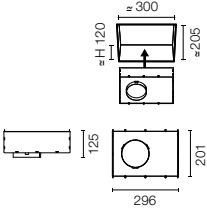

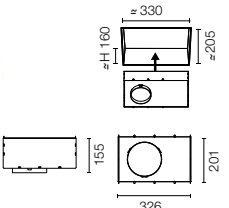

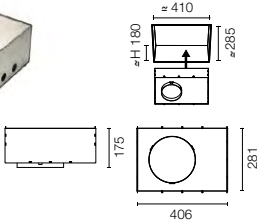

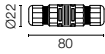

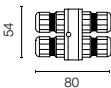

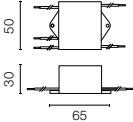
4000K

Non Dimmable

- FA53605901
- FA53605156
- 1-10V
- FA53605901-310
- FA53605156-310
- Dali
- FA53605901-300
- FA53605156-300



@ 3000K

Scatola in metallo per installazione soffitti in cemento.	Metal installation box for concrete ceiling.	Leila 1 FA196		
Scatola in metallo per installazione soffitti in cemento.	Metal installation box for concrete ceiling.	Leila 2 FA197		
Scatola in metallo per installazione soffitti in cemento.	Metal installation box for concrete ceiling.	Leila 3 FA198		
Scatola in metallo per installazione soffitti in cemento.	Metal installation box for concrete ceiling.	Leila 4 FA199		
Sistema di giunzione IP68 H ₂ O Stop anti-condensa a 2 vie 4 poli. (ø5,5÷12mm cavo).	2 way terminal block 4 poles IP68 H ₂ O Stop. (ø5,5÷12mm cable).	F990C00A000		
Sistema di giunzione IP68 H ₂ O Stop anti-condensa a 3/4 vie 4 poli (ø5,5÷12mm cavo)	3/4 way terminal block 4 poles IP68 H ₂ O Stop. (ø5,5÷12mm cable).	F990C010000		
Dispositivo di protezione per il sovraccarico. 275Vac. Corrente massima di scarica 10KA (8/29µs). Massima corrente operativa 5A. Adatto per la connessione in serie. IP66.	Surge protection device. 275Vac. Maximum discharge current 10KA (8/20µs). Maximum operating current 5A. Suitable for series connection. IP66.	F990E00A000		

Kirk





Kirk



Famiglia / Family

Kirk 1



CoB Led
up to 6W
up to 270 lm - 3000K/CRI 80
* Net lumen output

Kirk 2



CoB Led
up to 12W
up to 713 lm - 3000K/CRI 80
* Net lumen output

Kirk 3



CoB Led
up to 24W
up to 1610 lm - 3000K/CRI 80
* Net lumen output

Colori / Colours



01 White



06 Grey



12 Forest Green



18 Deep Brown



30 Black

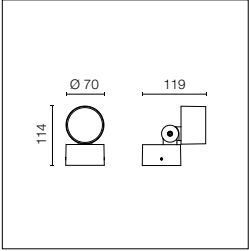







33 Anthracite





Famiglia di apparecchi di illuminazione con sorgente luminosa a LED orientabili a proiezione, predisposti per installazione a soffitto, a parete e a terra con picchetto da ordinare separatamente. Disponibile in tre tagli dimensionali. Corpo in alluminio tornito lega EN AW 6060 e staffa di fissaggio in acciaio inox AISI 316L. Diffusore in vetro extrachiaro con bordo serigrafato, fissato attraverso un sistema di incollaggio robotizzato. Disponibile in differenti finiture con rivestimento a doppio strato di polveri e sottoposte a trattamento di conversione chimica superficiale per una elevata resistenza alla corrosione. L'unità di cablaggio è equipaggiata con connettore IP68 ed è collegata all'unità di emissione da una giunzione regolabile che permette una orientabilità di 130° circa sull'asse verticale. La staffa di fissaggio a sua volta permette una orientabilità di 90° sull'asse orizzontale per direzionare il fascio in base alle esigenze.


Family of tiltable projection luminaires with LED source, designed for ceiling, wall and ground mounting with a metal nail that needs to be ordered separately. Available in three dimensions. Turned aluminum body, EN AW6060 alloy and AISI 316L stainless steel bracket. Extraclear glass diffuser with silkscreen edge, attached with a robotic gluing system. Available in different finishes, with double-layered powder coating and chemical conversion surface treatment to ensure high corrosion resistance. The cable unit has a IP68 connector, connected to the emission unit by means of an adjustable joint so it can be tilted approx. 130° on the vertical axis. The fixing bracket allows for a tilting of 90° on the horizontal axis, so the light beam can be directed according to your needs.

Kirk 1









Sorgente a LED inclusa. Modulo Led configurato per lavorare direttamente alla rete elettrica 220-230V ON/ OFF. Staffa di fissaggio inclusa. Dotato di connettore IP68, per cavi in gomma 6mm<ø<8mm. Per garantire la tenuta del passacavo è consigliabile utilizzare cavi elettrici flessibili idonei all'impiego in ambienti esterni.

Picchetto per installazione a terra da ordinare separatamente.

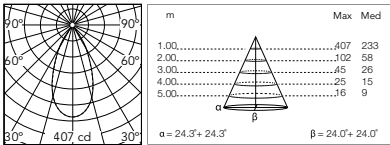
LED source included. LED module configured to work directly on the mains 220-230V ON/OFF. Fixing bracket included. IP68 connector for 6mm<ø<8mm rubber cable. To ensure the tightness of the cable guide it's recommended to use flexible electric cables suitable for exterior use.

Ground spike to be ordered separately.

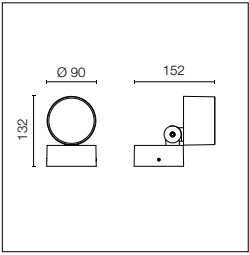

Optic Medium 50°





CoB Led: 6W - 387 lm ≠ OUTPUT 270 lm - 3000K/CRI 80 - 220-230V





- 3000K
- FA54000101.A
 - FA54000106.A
 - FA54000112.A
 - FA54000118.A
 - FA54000130.A
 - FA54000133.A




Kirk 2









Sorgente a LED inclusa. Modulo Led configurato per lavorare direttamente alla rete elettrica 220-230V ON/ OFF. Staffa di fissaggio inclusa. Dotato di connettore IP68, per cavi in gomma 6mm<ø<8mm. Per garantire la tenuta del passacavo è consigliabile utilizzare cavi elettrici flessibili idonei all'impiego in ambienti esterni.

Picchetto per installazione a terra da ordinare separatamente.

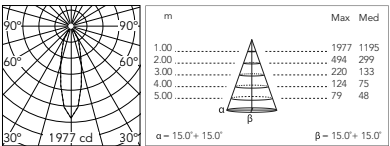
LED source included. LED module configured to work directly on the mains 220-230V ON/OFF. Fixing bracket included. IP68 connector for 6mm<ø<8mm rubber cable. To ensure the tightness of the cable guide it's recommended to use flexible electric cables suitable for exterior use.

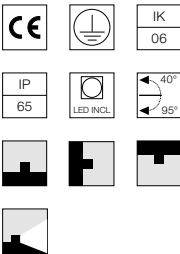
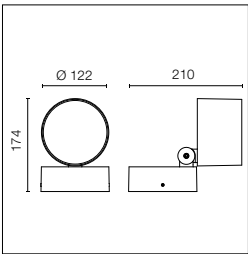
Ground spike to be ordered separately.

Optic Medium 30°

CoB Led: 12W - 951 lm ≠ OUTPUT 713 lm - 3000K/CRI 80 - 220-230V

- 3000K
- FA54000201
 - FA54000206
 - FA54000212
 - FA54000218
 - FA54000230
 - FA54000233





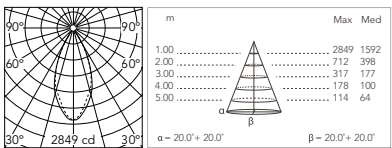
Sorgente a LED inclusa. Modulo Led configurato per lavorare direttamente alla rete elettrica 220-230V ON/ OFF. Staffa di fissaggio inclusa. Dotato di connettore IP68, per cavi in gomma 6mm<ø<8mm. Per garantire la tenuta del passacavo è consigliabile utilizzare cavi elettrici flessibili idonei all'impiego in ambienti esterni.
Picchetto per installazione a terra da ordinare separatamente.

LED source included. LED module configured to work directly on the mains 220-230V ON/OFF. Fixing bracket included. IP68 connector for 6mm<ø<8mm rubber cable. To ensure the tightness of the cable guide it's recommended to use flexible electric cables suitable for exterior use.
Ground spike to be ordered separately.

Optic Medium 40°

CoB Led: 24W - 2303 lm ± OUTPUT 1610 lm - 3000K/CRI 80 - 220-230V


- 3000K
- FA54000301
 - FA54000306
 - FA54000312
 - FA54000318
 - FA54000330
 - FA54000333



Kirk: Accessori / Accessories


Picchetto per installazione a terra.	Ground spike.	Kirk 1 FA264		
Picchetto per installazione a terra.	Ground spike.	Kirk 2 FA266		
Picchetto per installazione a terra.	Ground spike.	Kirk 3 FA268		
Dispositivo di protezione per il sovraccarico. 275Vac. Corrente massima di scarica 10KA (8/29µs). Massima corrente operativa 5A. Adatto per la connessione in serie. IP66.	Surge protection device. 275Vac. Maximum discharge current 10KA (8/20µs). Maximum operating current 5A. Suitable for series connection. IP66.	F990E00A000		

Spock





Spock



Famiglia / Family

Spock 1



CoB Led
up to 11W
up to 725 lm - 2700K/CRI 80
up to 780 lm - 3000K/CRI 80
up to 811 lm - 4000K/CRI 80
* Net lumen output

Spock 2



CoB Led
up to 27W
up to 2153 lm - 2700K/CRI 80
up to 2315 lm - 3000K/CRI 80
up to 2128 lm - 4000K/CRI 80
* Net lumen output

Spock 3




CoB Led
up to 43W
up to 4059 lm - 2700K/CRI 80
up to 4385 lm - 3000K/CRI 80
up to 4477 lm - 4000K/CRI 80
* Net lumen output

Tunable White

CoB Led
up to 38W
up to 2200 lm - 2700K/CRI 80
* Net lumen output

Colori / Colours



01 White



06 Grey



12 Forest Green



18 Deep Brown



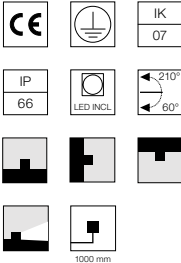
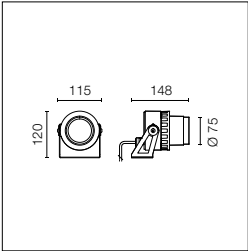
30 Black



33 Anthracite

Famiglia di apparecchi di illuminazione con sorgente luminosa a LED orientabili a proiezione, predisposti per installazione a soffitto, a parete e a terra con picchetto da ordinare separatamente. Disponibile in tre tagli dimensionali e in due aperture di fascio per dimensione. Corpo e dissipatore di calore in alluminio tornito lega EN AW 6060. Diffusore in vetro extrachiaro per le versioni standard e albarino per la versione Tunable White, con bordo serigrafato fissato attraverso un sistema di incollaggio robotizzato. Disponibile in differenti finiture con rivestimento a doppio strato di polveri e sottoposte a trattamento di conversione chimica superficiale per una elevata resistenza alla corrosione. Staffa di fissaggio in acciaio inox AISI 316L graduata per garantire una regolazione precisa della unità emittente e una orientabilità di 180° circa sull'asse verticale. La staffa di fissaggio a sua volta permette una orientabilità minima di 30° sull'asse orizzontale per direzionare il fascio in base alle esigenze. L'apparecchio è dotato di uno spezzone di cavo in uscita per una facile connessione. Completano la gamma una serie di visori ottici opzionali per calibrare il fascio luminoso emesso.

Family of tiltable projection luminaires with LED source, designed for ceiling, wall and ground mounting with a metal nail that needs to be ordered separately. Available in three dimensions and two beam angles per dimension. Body and heat sink made of turned aluminum, alloy EN AW 6060. Diffuser in extraclear glass for the standard version and in amber glass for the Tunable White version, with silkscreen edge and fixed with a robotic gluing system. Available in different finishes, with double-layered powder coating and chemical conversion surface treatment to ensure high corrosion resistance. AISI 316L stainless steel fixing bracket, graduated to guarantee precision in the adjustment of the emission unit and a tilting of approx. 180° in the vertical axis. The fixing bracket allows also for a tilting of 30° on the horizontal axis, so the light beam can be directed according to your needs. With a neoprene cable section to ease the connection. The series is completed with optional optical visors to graduate the emitted light beam.



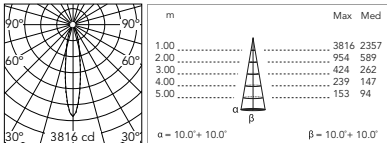
Sorgente a LED inclusa. Alimentazione elettrica 220-240V ON/OFF integrata. Staffa di fissaggio inclusa. Dotato di spezzone di cavo uscente in neoprene 1000 mm e kit con connettori crimp e guaina termorestringente adesiva per connessione a tenuta stagna; disponibili connettori IP68 opzionali. Picchetto per installazione a terra da ordinare separatamente. Accessori opzionali per la regolazione del fascio luminoso. Versione dimmerabile a richiesta.

LED source included. Integrated electrical power supply 220-240V ON/OFF. Fixing bracket included. Equipped with a 1000 mm protruding section of neoprene cable and a kit with crimpable connectors and adhesive heat-shrinkable sleeves that guarantee the tightness of the connection. Optional IP68 connectors available. The metal nail for ground installation needs to be ordered separately. Optional accessories to regulate the light beam. Dimmable version available upon request.

Optic Spot 20°

CoB Led: 11W - 1005 lm ≠ OUTPUT 725 lm - 2700K/CRI 80 - 220-240V / 11W - 1081 lm ≠ OUTPUT 780 lm - 3000K/CRI 80 - 220-240V / 11W - 1124 lm ≠ OUTPUT 811 lm - 4000K/CRI 80 - 220-240V

- | 2700K | 3000K | 4000K |
|--------------|--------------|--------------|
| ○ FA54102301 | ○ FA54100301 | ○ FA54100201 |
| ● FA54102306 | ● FA54100306 | ● FA54100206 |
| ● FA54102312 | ● FA54100312 | ● FA54100212 |
| ● FA54102318 | ● FA54100318 | ● FA54100218 |
| ● FA54102330 | ● FA54100330 | ● FA54100230 |
| ● FA54102333 | ● FA54100333 | ● FA54100233 |

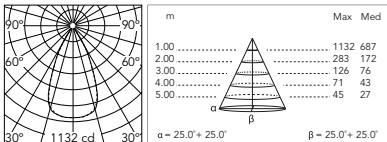


@ 4000K

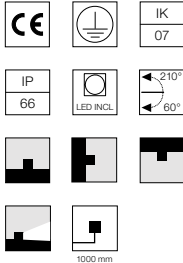
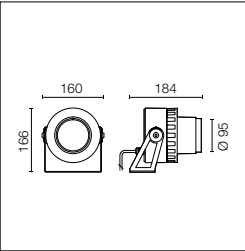
Optic Medium 50°

CoB Led: 11W - 1005 lm ≠ OUTPUT 697 lm - 2700K/CRI 80 - 220-240V / 11W - 1081 lm ≠ OUTPUT 749 lm - 3000K/CRI 80 - 220-240V / 11W - 1124 lm ≠ OUTPUT 778 lm - 4000K/CRI 80 - 220-240V

- | 2700K | 3000K | 4000K |
|--------------|--------------|--------------|
| ○ FA54102601 | ○ FA54100601 | ○ FA54100501 |
| ● FA54102606 | ● FA54100606 | ● FA54100506 |
| ● FA54102612 | ● FA54100612 | ● FA54100512 |
| ● FA54102618 | ● FA54100618 | ● FA54100518 |
| ● FA54102630 | ● FA54100630 | ● FA54100530 |
| ● FA54102633 | ● FA54100633 | ● FA54100533 |



@ 4000K



Sorgente a LED inclusa. Alimentazione elettrica 220-240V ON/OFF integrata. Staffa di fissaggio inclusa. Dotato di spezzone di cavo uscente in neoprene 1000 mm e kit con connettori crimp e guaina termorestringente adesiva per connessione a tenuta stagna; disponibili connettori IP68 opzionali. Picchetto per installazione a terra da ordinare separatamente. Accessori opzionali per la regolazione del fascio luminoso. Versione dimmerabile a richiesta.

LED source included. Integrated electrical power supply 220-240V ON/OFF. Fixing bracket included. Equipped with a 1000 mm protruding section of neoprene cable and a kit with crimpable connectors and adhesive heat-shrinkable sleeves that guarantee the tightness of the connection. Optional IP68 connectors available. The metal nail for ground installation needs to be ordered separately. Optional accessories to regulate the light beam. Dimmable version available upon request.

Optic Spot 20°

CoB Led: 27W - 3022 lm ≠ OUTPUT 2141 lm - 2700K/CRI 80 - 220-240V / 27W - 3249 lm ≠ OUTPUT 2302 lm - 3000K/CRI 80 - 220-240V / 27W - 3408 lm ≠ OUTPUT 2415 lm - 4000K/CRI 80 - 220-240V

2700K

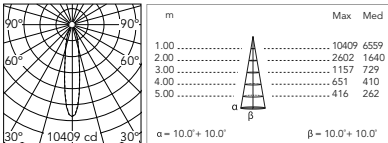
- FA54102801
- FA54102806
- FA54102812
- FA54102818
- FA54102830
- FA54102833

3000K

- FA54100801
- FA54100806
- FA54100812
- FA54100818
- FA54100830
- FA54100833

4000K

- FA54100701
- FA54100706
- FA54100712
- FA54100718
- FA54100730
- FA54100733



@ 4000K

Optic Medium 40°

CoB Led: 27W - 3022 lm ≠ OUTPUT 2153 lm - 2700K/CRI 80 - 220-240V / 27W - 3249 lm ≠ OUTPUT 2315 lm - 3000K/CRI 80 - 220-240V / 27W - 3408 lm ≠ OUTPUT 2428 lm - 4000K/CRI 80 - 220-240V

2700K

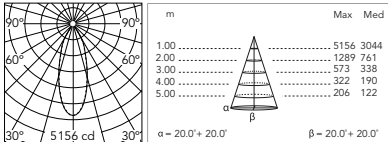
- FA54103001
- FA54103006
- FA54103012
- FA54103018
- FA54103030
- FA54103033

3000K


- FA54101001
- FA54101006
- FA54101012
- FA54101018
- FA54101030
- FA54101033

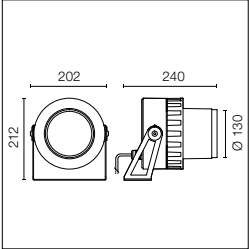
4000K





- FA54100901
- FA54100906
- FA54100912
- FA54100918
- FA54100930
- FA54100933







@ 4000K









Sorgente a LED inclusa. Alimentazione elettrica 220-240V ON/OFF integrata. Staffa di fissaggio inclusa. Dotato di spezzone di cavo uscente in neoprene 1000 mm e kit con connettori crimp e guaina termorestringente adesiva per connessione a tenuta stagna; disponibili connettori IP68 opzionali. Picchetto per installazione a terra da ordinare separatamente. Accessori opzionali per la regolazione del fascio luminoso. Versione dimmerabile a richiesta.

LED source included. Integrated electrical power supply 220-240V ON/OFF. Fixing bracket included. Equipped with a 1000 mm protruding section of neoprene cable and a kit with crimpable connectors and adhesive heat-shrinkable sleeves that guarantee the tightness of the connection. Optional IP68 connectors available. The metal nail for ground installation needs to be ordered separately. Optional accessories to regulate the light beam. Dimmable version available upon request.

Optic Spot 20°

CoB Led: 43W - 5408 lm ≠ OUTPUT 4059 lm - 2700K/CRI 80 - 220-240V / 43W - 5815 lm ≠ OUTPUT 4365 lm - 3000K/CRI 80 - 220-240V / 43W - 5963 lm ≠ OUTPUT 4477 lm - 4000K/CRI 80 - 220-240V

2700K

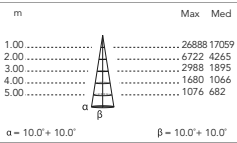
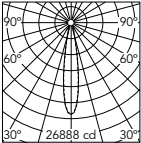
- FA54103201
- FA54103206
- FA54103212
- FA54103218
- FA54103230
- FA54103233

3000K

- FA54101201
- FA54101206
- FA54101212
- FA54101218
- FA54101230
- FA54101233

4000K

- FA54101101
- FA54101106
- FA54101112
- FA54101118
- FA54101130
- FA54101133



@ 4000K

Optic Medium 45°

CoB Led: 43W - 5408 lm ≠ OUTPUT 3981 lm - 2700K/CRI 80 - 220-240V / 43W - 5815 lm ≠ OUTPUT 4281 lm - 3000K/CRI 80 - 220-240V / 43W - 5963 lm ≠ OUTPUT 4390 lm - 4000K/CRI 80 - 220-240V

2700K

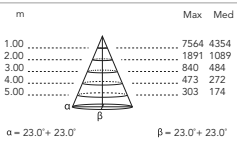
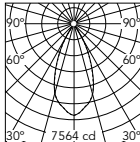
- FA54103401
- FA54103406
- FA54103412
- FA54103418
- FA54103430
- FA54103433

3000K

- FA54101401
- FA54101406
- FA54101412
- FA54101418
- FA54101430
- FA54101433

4000K

- FA54101301
- FA54101306
- FA54101312
- FA54101318
- FA54101330
- FA54101333

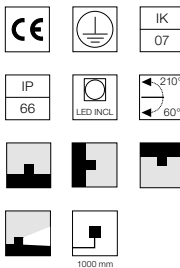
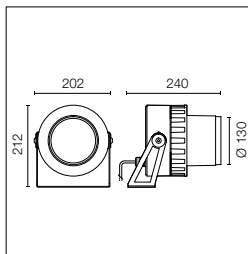


@ 4000K

Spock

750

Spock 3 Tunable White



Sorgente a LED Tunable White inclusa. Alimentazione elettrica 120-240V DALI integrata. Staffa di fissaggio inclusa. Dotato di spezzone di cavo uscente in neoprene 1000 mm e kit con connettori crimp e guaina termorestringente adesiva per connessione a tenuta stagna; disponibili connettori IP68 opzionali. Picchetto per installazione a terra da ordinare separatamente. Accessori opzionali per la regolazione del fascio luminoso.

LED Tunable White source included. Integrated electrical power supply 120-240V DALI. Fixing bracket included. Equipped with a 1000 mm protruding section of neoprene cable and a kit with crimpable connectors and adhesive heat-shrinkable sleeves that guarantee the tightness of the connection. Optional IP68 connectors available. The metal nail for ground installation needs to be ordered separately. Optional accessories to regulate the light beam. Dimmable version available upon request.

Optic Spot 20°

CoB Led Tunable White: 38W - 2840 lm ≠ OUTPUT 2200 lm - 2700K ÷ 5700K/CRI>80 - 220-240V

2700K

- FA54110001
- FA54110006
- FA54110012
- FA54110018
- FA54110030
- FA54110033






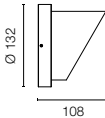





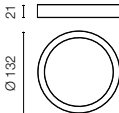





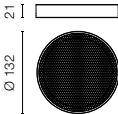





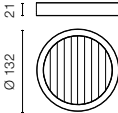
Optic Medium 40°

CoB Led Tunable White: 38W - 2840 lm ≠ OUTPUT 2250 lm - 2700K ÷ 5700K/CRI>80 - 220-240V


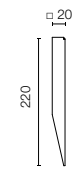

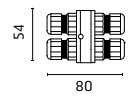

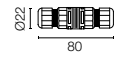

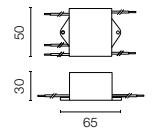
2700K

- FA54110201
- FA54110206
- FA54110212
- FA54110218
- FA54110230
- FA54110233

Spock: Accessori / Accessories

Visiera Ø75	Visor Ø75	FA20530		
Visiera Ø95	Visor Ø95	FA20630		
Visiera Ø130	Visor Ø130	FA20730		
Lente diffondente Ø75	Flood diffuser Ø75	FA20830		
Lente diffondente Ø95	Flood diffuser Ø95	FA20930		
Lente diffondente Ø130	Flood diffuser Ø130	FA21030		
Lente anti abbagliamento Ø75	Anti-glare louvre Ø75	FA21130		
Lente anti abbagliamento Ø95	Anti-glare louvre Ø95	FA21230		
Lente anti abbagliamento Ø130	Anti-glare louvre Ø130	FA21330		
Lente ellittica Ø75	Elliptical lens Ø75	FA26130		
Lente ellittica Ø95	Elliptical lens Ø95	FA26230		
Lente ellittica Ø130	Elliptical lens Ø130	FA26330		

Spock: Accessori / Accessories

Kit con 2 picchetti per fissaggio a terra.	Kit of 2 ground spikes.	FA203	 
Sistema di giunzione IP68 H2O Stop anti-condensa a 3/4 vie 4 poli. (Ø5,5÷12mm cavo).	3/4 way terminal block 4 poles IP68 H2O Stop. (ø5,5÷12mm cable).	F990C010000	 
Sistema di giunzione IP68 H2O Stop anti-condensa a 2 vie 4 poli. (Ø5,5÷12mm cavo).	2 way terminal block 4 poles IP68 H2O Stop. (ø5,5÷12mm cable).	F990C00A000	 
Dispositivo di protezione per il sovraccarico. 275Vac. Corrente massima di scarica 10KA (8/29µs). Massima corrente operativa 5A. Adatto per la connessione in serie. IP66.	Surge protection device. 275Vac. Maximum discharge current 10KA (8/20µs). Maximum operating current 5A. Suitable for series connection. IP66.	F990E00A000	 

Visor



Flood diffuser



Anti-glare louvre



Elliptical lens

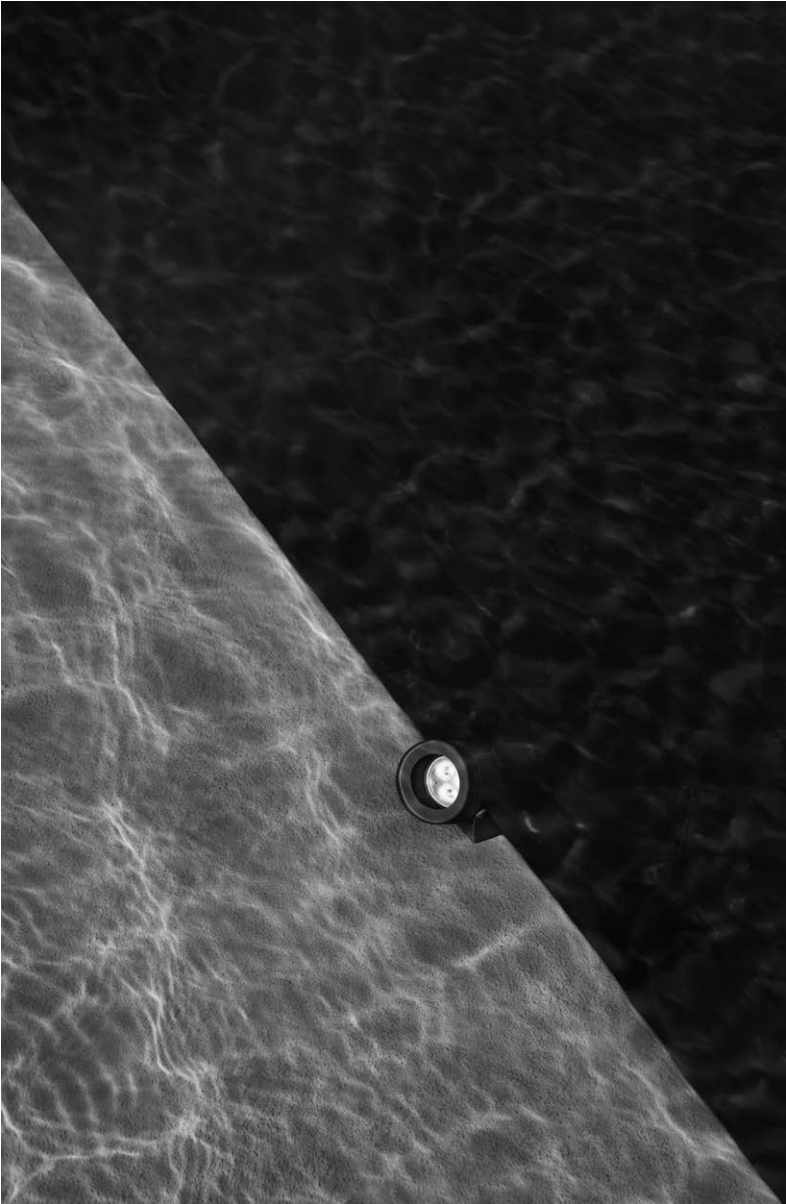


Aimer





Aimer 2 Pole



Aimer 1 Aqua



Aimer 1



Power Led

up to 1,1W@350mA / 1,6W@500mA
up to 98@350mA lm / 111@500mA lm - 2700K/CRI 80
up to 106@350mA lm / 121@500mA lm - 3000K/CRI 80
up to 110@350mA lm / 125@500mA lm - 4000K/CRI 80

* Net lumen output

2200K available on request.

Aimer 1 RGB



Power Led

up to 3,4W
up to 3CH x 350mA

* Net lumen output

Aimer 2



Power Led

up to 3,4W
up to 138 lm - 2700K/CRI 80
up to 149 lm - 3000K/CRI 80
up to 155 lm - 4000K/CRI 80

* Net lumen output

2200K available on request.

Power Led

up to 4,5W
up to 246 lm - 2700K/CRI 80
up to 267 lm - 3000K/CRI 80
up to 277 lm - 4000K/CRI 80

* Net lumen output

2200K available on request.

Aimer 2 Pole



Power Led

up to 3,4W
up to 138 lm - 2700K/CRI 80
up to 149 lm - 3000K/CRI 80
up to 155 lm - 4000K/CRI 80

* Net lumen output

2200K available on request.

Aimer 2 Wall



Power Led

up to 3,4W
up to 138 lm - 2700K/CRI 80
up to 149 lm - 3000K/CRI 80
up to 155 lm - 4000K/CRI 80

* Net lumen output

2200K available on request.

Aimer 3



Power Led

up to 4,5W
up to 359 lm - 2700K/CRI 80
up to 395 lm - 3000K/CRI 80
up to 410 lm - 4000K/CRI 80
* Net lumen output

2200K available on request.

Power Led

up to 3,3W@350mA / 5,1W@500mA
up to 364@350mA lm / 364@500mA lm - 2700K/CRI 80
up to 297@350mA lm / 395@500mA lm - 3000K/CRI 80
up to 308@350mA lm / 410@500mA lm - 4000K/CRI 80
* Net lumen output
2200K available on request.

Aimer 3 RGB



Power Led

up to 3,4W
up to 3CH x 350mA
* Net lumen output

Aimer 4



Power Led

up to 10W
up to 498 lm - 2700K/CRI 80
up to 535 lm - 3000K/CRI 80
up to 570 lm - 4000K/CRI 80
* Net lumen output
2200K available on request.

Aimer 5



Power Led

up to 14W
up to 747 lm - 2700K/CRI 80
up to 803 lm - 3000K/CRI 80
up to 855 lm - 4000K/CRI 80
* Net lumen output
2200K available on request.

Aimer 5 RGB



Power Led

up to 13,6W
up to 3CH x 350mA
* Net lumen output

Famiglia / Family

Aimer 1 Aqua



Power Led
up to 1,1W
up to 395 lm - 3000K/CRI 80
up to 410 lm - 4000K/CRI 80
* Net lumen output
2200K available on request.

Aimer 1 Aqua RGB



Power Led
up to 3,4W
up to 3CH x 350mA
* Net lumen output

Aimer 3 Aqua



Power Led
up to 4,5W
up to 267 lm - 3000K/CRI 80
up to 278 lm - 4000K/CRI 80
* Net lumen output
2200K available on request.

Aimer 3 Aqua RGB



Power Led
up to 3,4W
up to 3CH x 350mA
* Net lumen output

Aimer 4 Aqua



Power Led
up to 8W
up to 409 lm - 3000K/CRI 80
up to 435 lm - 4000K/CRI 80
* Net lumen output
2200K available on request.

Aimer 5 Aqua



Power Led
up to 11W
up to 680 lm - 3000K/CRI 80
up to 723 lm - 4000K/CRI 80
* Net lumen output
2200K available on request.

Aimer 5 Aqua RGB



Power Led
up to 13,6W
up to 3CH x 350mA
* Net lumen output

Famiglia completa di apparecchi di illuminazione con sorgente luminosa a LED orientabili a proiezione, predisposti per installazione a soffitto, a parete e a terra. Caratterizzati dalla forma cilindrica compatta declinata in diverse dimensioni e da varie aperture di fascio per dimensione; completano la gamma le versioni RGB per la creazione di scenografie luminose colorate. Disponibili in differenti finiture con rivestimento a doppio strato di polveri e sottoposte a trattamento di conversione chimica superficiale per una elevata resistenza alla corrosione. Le viterie di fissaggio sono in acciaio inox AISI 316L.

Aimer

Apparecchi proiettori per installazione a soffitto, a parete e a terra con picchetto da ordinare separatamente. Disponibili in tre dimensioni di diametro con differenti fasci di apertura. Corpo dell'apparecchio in alluminio tornito (EN AW 6060) e anodizzato. Diffusore in vetro trasparente o sabbiato con bordo serigrafato, fissato attraverso un sistema di incollaggio robotizzato a filo con il bordo lampada per evitare depositi d'acqua. Staffa di fissaggio in acciaio inox AISI 316L inclusa. Dotati di uno spezzone di cavo in uscita per una facile connessione. Apparecchi disponibili in versione 24V dc (connessione in parallelo) o in versione 350/500 mA (connessione in serie): l'installazione necessita di alimentatore remoto da ordinare separatamente. Completano la gamma una serie di visori opzionali per ridurre l'abbagliamento diretto.

Aqua Aimer

Apparecchi proiettori per installazione a soffitto, a parete e a terra con picchetto da ordinare separatamente, adatti per l'immersione continua in acqua a 1 metro di profondità (grado di protezione IP68). Disponibili in tre dimensioni di diametro con differenti fasci di apertura. Corpo dell'apparecchio in acciaio inox AISI 316L. Diffusore in vetro trasparente o sabbiato con bordo serigrafato, fissato attraverso un sistema di incollaggio robotizzato a filo con il bordo lampada per evitare depositi d'acqua. Staffa di fissaggio in acciaio inox AISI 316L inclusa. Dotati di uno spezzone di cavo in uscita per una facile connessione. Apparecchi disponibili in versione 24V dc (connessione in parallelo) o in versione 350/500 mA (connessione in serie): l'installazione necessita di alimentatore remoto da ordinare separatamente.

Complete family of tiltable projection luminaires with LED source for wall, ceiling, and ground mounting. Defined by their compact cylinder shape. Available in different dimensions with different beam angles. Completed with the RGB versions to create sceneries with colored light. Available in different finishes, with double-layered powder coating and chemical conversion surface treatment to ensure high corrosion resistance. The fixing screws are made of stainless steel AISI 316L.

Aimer

Light projectors designed for ceiling, wall and ground mounting with a metal nail that needs to be ordered separately. Available in three different diameters and different beam angles. Turned (EN AW 6060) and anodized aluminum body. Transparent or frosted glass diffuser with silkscreen edge, attached flush to the edge with a robotic gluing system to avoid water deposits. AISI 316L Stainless steel bracket included. With a protruding cable section to ease the connection. Available in 24V dc version (parallel connection) or 350/500 mA version (serial connection). A remote power supply is needed and must be ordered separately. The series is completed with optional optical visors to reduce direct dazzling.

Aqua Aimer

Light projectors designed for ceiling, wall and ground mounting with a metal nail that needs to be ordered separately. Suitable for submersion to a depth of 1 meter (IP68 protection degree). Available in three different diameters and different beam angles. AISI 316L stainless steel body. Transparent or frosted glass diffuser with silkscreen edge, attached flush to the edge of the lamp with a robotic gluing system to avoid water deposits. AISI 316L Stainless steel bracket included. With a protruding cable section to ease the connection. Available in 24V version.

Colori / Colours



01 White



06 Grey



12 Forest Green



18 Deep Brown



30 Black



33 Anthracite

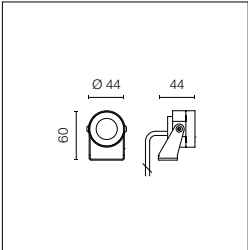

















57 Polished Stainless Steel*



70 Anodized Aluminium

* Solo per versione Aimer Aqua. / Only for Aimer Aqua version.





Sorgente a LED inclusa.
Alimentazione elettrica remota 350/500 mA ON/OFF e dimmerabile 1-10V o DALI da ordinare separatamente.
Connessione in serie. Dotato di spezzone di cavo uscente in neoprene di 2000 mm e kit con connettori crimp e guaina termorestringente adesiva per connessione a tenuta stagna. Staffa di fissaggio inclusa. Vetro trasparente extrachiaro.
Picchetto per installazione a terra da ordinare separatamente.

LED source included. Remote power supply 350/500 mA ON/OFF and dimmable 1-10V or DALI. Must be ordered separately. Serial connection. Equipped with a 2000 mm protruding section of neoprene cable and a kit with crimpable connectors and adhesive heat-shrinkable sleeves that guarantee the tightness of the connection. Extraclear transparent glass. The metal nail for ground installation needs to be ordered separately.

2200K disponibile su richiesta.

2200K available on request.

Optic Spot 10°

Power Led: 1,1W@350mA - 110@350mA lm ≠ OUTPUT 98@350mA lm - 1,6W@500mA 144@500mA lm ≠ OUTPUT 111@500mA lm - 2700K/CRI 80
1,1W@350mA - 120@350mA lm ≠ OUTPUT 106@350mA lm - 1,6W@500mA 155@500mA lm ≠ OUTPUT 121@500mA lm - 3000K/CRI 80
1,1W@350mA - 124@350mA lm ≠ OUTPUT 110@350mA lm - 1,6W@500mA 161@500mA lm ≠ OUTPUT 125@500mA lm - 4000K/CRI 80

2700K

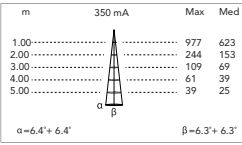
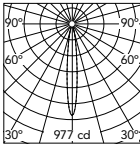
- FA1051442201.A
- FA1051442206.A
- FA1051442212.A
- FA1051442218.A
- FA1051442230.A
- FA1051442233.A
- FA1051442270.A

3000K

- FA1051441201.A
- FA1051441206.A
- FA1051441212.A
- FA1051441218.A
- FA1051441230.A
- FA1051441233.A
- FA1051441270.A

4000K

- FA1051711201.A
- FA1051711206.A
- FA1051711212.A
- FA1051711218.A
- FA1051711230.A
- FA1051711233.A
- FA1051711270.A



@ 3000K

Optic Medium 30°

Power Led: 1,1W@350mA - 110@350mA lm ≠ OUTPUT 91@350mA lm - 1,6W@500mA 144@500mA lm ≠ OUTPUT 102@500mA lm - 2700K/CRI 80
1,1W@350mA - 120@350mA lm ≠ OUTPUT 99@350mA lm - 1,6W@500mA 155@500mA lm ≠ OUTPUT 110@500mA lm - 3000K/CRI 80
1,1W@350mA - 124@350mA lm ≠ OUTPUT 103@350mA lm - 1,6W@500mA 161@500mA lm ≠ OUTPUT 114@500mA lm - 4000K/CRI 80

2700K

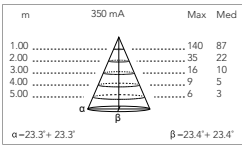
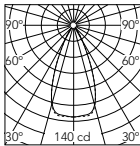
- FA1051442001.A
- FA1051442006.A
- FA1051442012.A
- FA1051442018.A
- FA1051442030.A
- FA1051442033.A
- FA1051442070.A

3000K

- FA1051440001.A
- FA1051440006.A
- FA1051440012.A
- FA1051440018.A
- FA1051440030.A
- FA1051440033.A
- FA1051440070.A

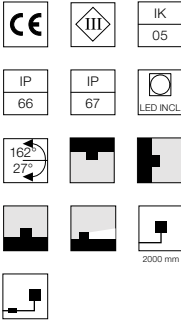
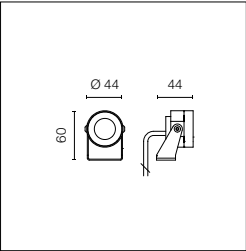
4000K

- FA1051710001.A
- FA1051710006.A
- FA1051710012.A
- FA1051710018.A
- FA1051710030.A
- FA1051710033.A
- FA1051710070.A



@ 3000K

* Numero massimo di apparecchi per alimentatore / Maximum number of luminaires per power supply.							
Numero massimo di apparecchi per alimentatore (Vin220÷240). Dati indicativi da verificare con le specifiche condizioni di installazione.	Maximum number of luminaires per power supply. (220÷240 V). These data must be checked taking into account the specific installation conditions.	Acc. RF25754	6	Acc. FA129	**16	**La tensione ai capi del sistema è in funzione del numero di apparecchi collegati in serie, attenersi alle norme CEI 64-8.	**The voltage at the end of the system depends on the number of fixtures connected in series, please comply with CEI 64-8 standards.
		Acc. RF25748	6	Acc. FA184	**16		
		Acc. FA68	10	Acc. FA135	**12		
				Acc. FA218	**12		
				Acc. FA238.A	**9		
				Acc. FA239.A	**9		



Sorgente RGB a LED inclusa.
Alimentazione elettrica remota con interfaccia DMX 3chx350mA da ordinare separatamente. Connessione in serie. Dotato di spezzone di cavo uscente in neoprene di 2000 mm e kit con connettori crimp e guaina termorestringente adesiva per connessione a tenuta stagna. Staffa di fissaggio inclusa. Vetro sabbato serigrafato. Picchetto per installazione a terra da ordinare separatamente.

Schema elettrico e installazione sistema RGB.

Massimo 10 apparecchi Aimer 1 RGB per ogni codice F990B22A000.

Vedere Schema Elettrico n.5 Page 856.

RGB LED source included. Remote electrical power supply with DMX 3chx350mA interface to be ordered separately. Serial connection. Equipped with a 2000 mm protruding section of neoprene cable and a kit with crimpable connectors and adhesive heat-shrinkable sleeves that guarantee the tightness of the connection. Sandblasted screen-printed glass. The metal nail for ground installation needs to be ordered separately.

Wiring diagram and installation scheme RGB.

Max 10 luminaires Aimer 1 RGB for each code F990B22A000.

See Wiring Diagram n.5 Page 856.

RGB Power Led: 3,4 W - 3CH x 350mA

RGB

- FA1051730001.A
- FA1051730006.A
- FA1051730012.A
- FA1051730018.A
- FA1051730030.A
- FA1051730033.A
- FA1051730070.A

Photometric data on request.

* Numero massimo di apparecchi per alimentatore / Maximum number of luminaires per power supply.

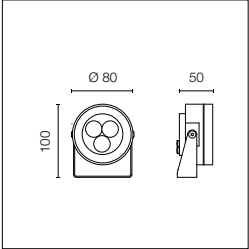

Numero massimo di apparecchi per alimentatore (Vin220÷240). Dati indicativi da verificare con le specifiche condizioni di installazione.
















Maximum number of luminaires per power supply. (220÷240 V). These data must be checked taking into account the specific installation conditions.

Acc. F990B22A000 **10

**La tensione ai capi del sistema è in funzione del numero di apparecchi collegati in serie, attenersi alle norme CEI 64-8.

**The voltage at the end of the system depends on the number of fixtures connected in series, please comply with CEI 64-8 standards.





Sorgente a LED inclusa.
Alimentazione elettrica remota
24 Vdc ON/OFF da ordinare
separatamente. Connessione
in parallelo. Dotato di
spezzone di cavo uscente in
neoprene di 2000 mm e kit
con connettori crimp e guaina
termorestringente adesiva per
connessione a tenuta stagna.
Staffa di fissaggio inclusa. Vetro
trasparente extrachiaro.
Picchetto per installazione
a terra da ordinare
separatamente.

LED source included. Remote
electrical power supply 24V
dc ON/OFF to be ordered
separately. Parallel connection.
Equipped with a 2000 mm
protruding section of neoprene
cable and a kit with crimpable
connectors and adhesive
heat-shrinkable sleeves that
guarantee the tightness of the
connection. Fixing bracket
included. Extraclear transparent glass.
The metal nail for ground
installation needs to be ordered
separately.

2200K disponibile su richiesta.

2200K available on request.

Optic Spot 10°

Power Led: 4,5W - 431 lm ≠ OUTPUT 359 lm - 2700K/CRI 80 - 24Vdc / 4,5W - 466 lm ≠ OUTPUT 389 lm - 3000K/CRI 80 - 24Vdc / 4,5W - 484 lm ≠ OUTPUT 404 lm - 4000K/CRI 80 - 24Vdc

2700K

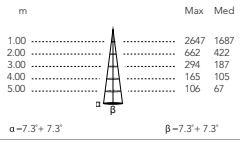
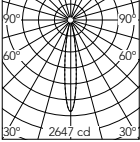
- FA105562201
- FA105562206
- FA105562212
- FA105562218
- FA105562230
- FA105562233
- FA105562270

3000K

- FA105561201
- FA105561206
- FA105561212
- FA105561218
- FA105561230
- FA105561233
- FA105561270

4000K

- FA1051721201
- FA1051721206
- FA1051721212
- FA1051721218
- FA1051721230
- FA1051721233
- FA1051721270



@ 3000K

Optic Medium 30°

Power Led: 4,5W - 431 lm ≠ OUTPUT 364 lm - 2700K/CRI 80 - 24Vdc / 4,5W - 466 lm ≠ OUTPUT 395 lm - 3000K/CRI 80 - 24Vdc / 4,5W - 484 lm ≠ OUTPUT 410 lm - 4000K/CRI 80 - 24Vdc

2700K

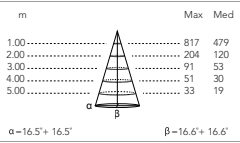
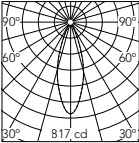
- FA105562101
- FA105562106
- FA105562112
- FA105562118
- FA105562130
- FA105562133
- FA105562170

3000K

- FA105561101
- FA105561106
- FA105561112
- FA105561118
- FA105561130
- FA105561133
- FA105561170

4000K

- FA1051721101
- FA1051721106
- FA1051721112
- FA1051721118
- FA1051721130
- FA1051721133
- FA1051721170



@ 3000K

Optic Flood 50°

Power Led: 4,5W - 431 lm ≠ OUTPUT 329 lm - 2700K/CRI 80 - 24Vdc / 4,5W - 466 lm ≠ OUTPUT 357 lm - 3000K/CRI 80 - 24Vdc / 4,5W - 484 lm ≠ OUTPUT 371 lm - 4000K/CRI 80 - 24Vdc

2700K

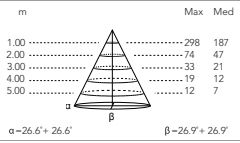
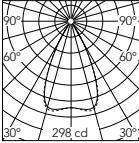
- FA105562001
- FA105562006
- FA105562012
- FA105562018
- FA105562030
- FA105562033
- FA105562070

3000K

- FA105560001
- FA105560006
- FA105560012
- FA105560018
- FA105560030
- FA105560033
- FA105560070

4000K

- FA1051720001
- FA1051720006
- FA1051720012
- FA1051720018
- FA1051720030
- FA1051720033
- FA1051720070



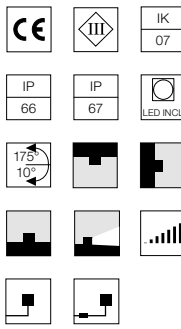
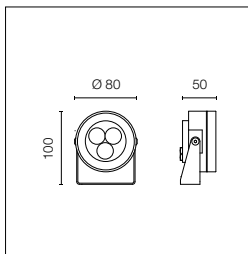
@ 3000K

* Numero massimo di apparecchi per alimentatore / Maximum number of luminaires per power supply.

Numero massimo di apparecchi per alimentatore (Vin220÷240). Dati indicativi da verificare con le specifiche condizioni di installazione.	Maximum number of luminaires per power supply. (220÷240 V). These data must be checked taking into account the specific installation conditions.	Acc. RF25754	1	Acc. RF25752	3
		Acc. RF25748	1	Acc. RF25755	7
		Acc. RF25747	2	Acc. RF25749	14
		Acc. RF25757	2		

Aimer

764



Sorgente a LED inclusa.
Alimentazione elettrica remota 350/500 mA ON/OFF e dimmerabile 1-10V o DALI da ordinare separatamente. Connessione in serie. Dotato di spezzone di cavo uscente in neoprene di 2000 mm e kit con connettori crimp e guaina termorestringente adesiva per connessione a tenuta stagna. Staffa di fissaggio inclusa. Vetro trasparente extrachiaro. Picchetto per installazione a terra da ordinare separatamente.

LED source included. Remote power supply 350/500 mA ON/OFF and dimmable 1-10V or DALI. Must be ordered separately. Serial connection. Equipped with a 2000 mm protruding section of neoprene cable and a kit with crimpable connectors and adhesive heat-shrinkable sleeves that guarantee the tightness of the connection. Extraclear transparent glass. The metal nail for ground installation needs to be ordered separately.

2200K disponibile su richiesta.

2200K available on request.

Optic Spot 10°

Power Led: 3,3W@350mA - 331@350mA lm ≠ OUTPUT 270@350mA lm / 5,1W@500mA - 431@500mA lm ≠ OUTPUT 359@500mA lm - 2700K/CRI 80
3,3W@350mA - 359@350mA lm ≠ OUTPUT 293@350mA lm - 5,1W@500mA - 466@500mA lm ≠ OUTPUT 389@500mA lm - 3000K/CRI 80
3,3W@350mA - 373@350mA lm ≠ OUTPUT 304@350mA lm - 5,1W@500mA - 484@500mA lm ≠ OUTPUT 404@500mA lm - 4000K/CRI 80

2700K

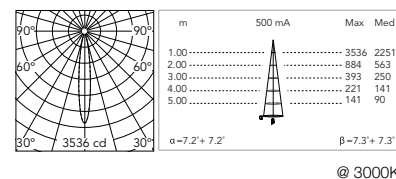
- FA1051072201
- FA1051072206
- FA1051072212
- FA1051072218
- FA1051072230
- FA1051072233
- FA1051072270

3000K

- FA1051071201
- FA1051071206
- FA1051071212
- FA1051071218
- FA1051071230
- FA1051071233
- FA1051071270

4000K

- FA1051901201
- FA1051901206
- FA1051901212
- FA1051901218
- FA1051901230
- FA1051901233
- FA1051901270



Optic Medium 30°

Power Led: 3,3W@350mA - 331@350mA lm ≠ OUTPUT 274@350mA lm / 5,1W@500mA - 431@500mA lm ≠ OUTPUT 364@500mA lm - 2700K/CRI 80
3,3W@350mA - 359@350mA lm ≠ OUTPUT 297@350mA lm - 5,1W@500mA - 466@500mA lm ≠ OUTPUT 395@500mA lm - 3000K/CRI 80
3,3W@350mA - 373@350mA lm ≠ OUTPUT 308@350mA lm - 5,1W@500mA - 484@500mA lm ≠ OUTPUT 410@500mA lm - 4000K/CRI 80

2700K

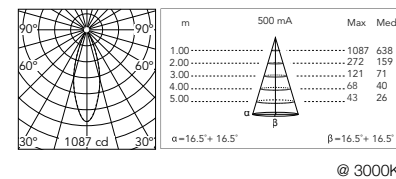
- FA1051072101
- FA1051072106
- FA1051072112
- FA1051072118
- FA1051072130
- FA1051072133
- FA1051072170

3000K

- FA1051071101
- FA1051071106
- FA1051071112
- FA1051071118
- FA1051071130
- FA1051071133
- FA1051071170

4000K

- FA1051901101
- FA1051901106
- FA1051901112
- FA1051901118
- FA1051901130
- FA1051901133
- FA1051901170



Optic Flood 50°

Power Led: 3,3W@350mA - 331@350mA lm ≠ OUTPUT 247@350mA lm / 5,1W@500mA - 431@500mA lm ≠ OUTPUT 329@500mA lm - 2700K/CRI 80
3,3W@350mA - 359@350mA lm ≠ OUTPUT 267@350mA lm - 5,1W@500mA - 466@500mA lm ≠ OUTPUT 357@500mA lm - 3000K/CRI 80
3,3W@350mA - 373@350mA lm ≠ OUTPUT 278@350mA lm - 5,1W@500mA - 484@500mA lm ≠ OUTPUT 371@500mA lm - 4000K/CRI 80

2700K

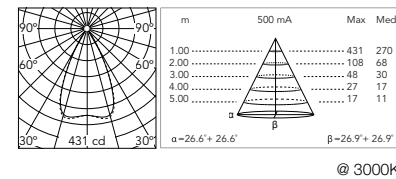
- FA1051072001
- FA1051072006
- FA1051072012
- FA1051072018
- FA1051072030
- FA1051072033
- FA1051072070

3000K

- FA1051070001
- FA1051070006
- FA1051070012
- FA1051070018
- FA1051070030
- FA1051070033
- FA1051070070

4000K

- FA1051900001
- FA1051900006
- FA1051900012
- FA1051900018
- FA1051900030
- FA1051900033
- FA1051900070



* Numero massimo di apparecchi per alimentatore / Maximum number of luminaires per power supply.

Numero massimo di apparecchi per alimentatore (Vin220-240). Dati indicativi da verificare con le specifiche condizioni di installazione.

Maximum number of luminaires per power supply. (220-240 V). These data must be checked taking into account the specific installation conditions.

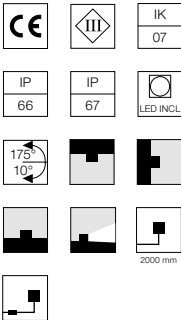
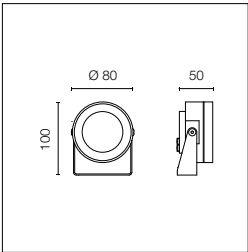
Acc. RF25754 2
Acc. RF25748 2
Acc. FA68 3
Acc. FA129 **5
Acc. FA184 **5

Acc. FA135 **2
Acc. FA218 **2
Acc. FA238.A **3
Acc. FA239.A **3

**La tensione ai capi del sistema è in funzione del numero di apparecchi collegati in serie, attenersi alle norme CEI 64-8.

**The voltage at the end of the system depends on the number of fixtures connected in series, please comply with CEI 64-8 standards.

Aimer 3 RGB



Sorgente RGB a LED inclusa. Alimentazione elettrica remota con interfaccia DMX 3chx350mA da ordinare separatamente. Connessione in serie. Dotato di spezzone di cavo uscente in neoprene di 2000 mm e kit con connettori crimp e guaina termorestringente adesiva per connessione a tenuta stagna. Staffa di fissaggio inclusa. Vetro trasparente serigrafato. Picchetto per installazione a terra da ordinare separatamente.

RGB LED source included. Remote electrical power supply with DMX 3chx350mA interface to be ordered separately. Serial connection. Equipped with a 2000 mm protruding section of neoprene cable and a kit with crimpable connectors and adhesive heat-shrinkable sleeves that guarantee the tightness of the connection. Transparent screen-printed glass. The metal nail for ground installation needs to be ordered separately.

Optic Spot 10°

Power Led: 3,4W - 3CH x 350mA

RGB

- FA1051741201
- FA1051741206
- FA1051741212
- FA1051741218
- FA1051741230
- FA1051741233
- FA1051741270

Optic Medium 35°

Power Led: 3,4W - 3CH x 350mA

RGB

- FA1051740001
- FA1051740006
- FA1051740012
- FA1051740018
- FA1051740030
- FA1051740033
- FA1051740070

Photometric data on request.

Schema elettrico e installazione sistema RGB.

Massimo 10 apparecchi Aimer 3 RGB per ogni codice F990B22A000.

Vedere Schema Elettrico n.5 Page 856.

Wiring diagram and installation scheme RGB.

Max 10 luminaires Aimer 3 RGB for each code F990B22A000.

See Wiring Diagram n.5 Page 856.

* Numero massimo di apparecchi per alimentatore / Maximum number of luminaires per power supply.

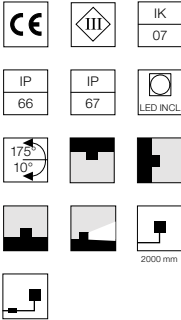
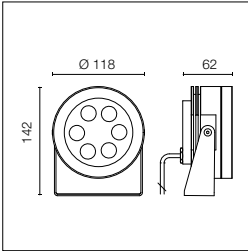
Numero massimo di apparecchi per alimentatore (Vin220÷240). Dati indicativi da verificare con le specifiche condizioni di installazione.

Maximum number of luminaires per power supply. (220÷240 V). These data must be checked taking into account the specific installation conditions.

Acc. F990B22A000 **10

**La tensione ai capi del sistema è in funzione del numero di apparecchi collegati in serie, attenersi alle norme CEI 64-8.

**The voltage at the end of the system depends on the number of fixtures connected in series, please comply with CEI 64-8 standards.



Sorgente a LED inclusa.
Alimentazione elettrica remota
24 Vdc ON/OFF da ordinare
separatamente. Connessione
in parallelo. Dotato di
spezzone di cavo uscente in
neoprene di 2000 mm e kit
con connettori crimp e guaina
termorestringente adesiva per
connessione a tenuta stagna.
Staffa di fissaggio inclusa. Vetro
trasparente extrachiaro.
Picchetto per installazione
a terra da ordinare
separatamente.

LED source included. Remote
electrical power supply 24V
dc ON/OFF to be ordered
separately. Parallel connection.
Equipped with a 2000 mm
protruding section of neoprene
cable and a kit with crimpable
connectors and adhesive
heat-shrinkable sleeves that
guarantee the tightness of the
connection. Fixing bracket
included.
Extraclear transparent glass.
The metal nail for ground
installation needs to be ordered
separately.

2200K disponibile su richiesta.

2200K available on request.

Optic Spot 8°

Power Led: 10W - 776 lm ≠ OUTPUT 498 lm - 2700K/CRI 80 - 24Vdc / 10W - 834 lm ≠ OUTPUT 535 lm - 3000K/CRI 80 - 24Vdc / 10W - 889 lm ≠ OUTPUT 570 lm - 4000K/CRI 80 - 24Vdc

2700K

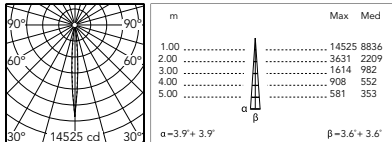
- FA1052552201
- FA1052552206
- FA1052552212
- FA1052552218
- FA1052552230
- FA1052552233
- FA1052552270

3000K

- FA1052551201
- FA1052551206
- FA1052551212
- FA1052551218
- FA1052551230
- FA1052551233
- FA1052551270

4000K

- FA1052541201
- FA1052541206
- FA1052541212
- FA1052541218
- FA1052541230
- FA1052541233
- FA1052541270



@ 4000K

Optic Medium 26°

Power Led: 10W - 776 lm ≠ OUTPUT 486 lm - 2700K/CRI 80 - 24Vdc / 10W - 834 lm ≠ OUTPUT 523 lm - 3000K/CRI 80 - 24Vdc / 10W - 889 lm ≠ OUTPUT 558 lm - 4000K/CRI 80 - 24Vdc

2700K

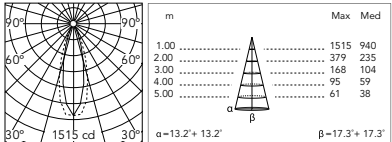
- FA1052552001
- FA1052552006
- FA1052552012
- FA1052552018
- FA1052552030
- FA1052552033
- FA1052552070

3000K

- FA1052550001
- FA1052550006
- FA1052550012
- FA1052550018
- FA1052550030
- FA1052550033
- FA1052550070

4000K

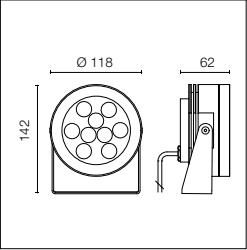

- FA1052540001
- FA1052540006
- FA1052540012
- FA1052540018
- FA1052540030
- FA1052540033
- FA1052540070


















@ 4000K

* Numero massimo di apparecchi per alimentatore / Maximum number of luminaires per power supply.

Numero massimo di apparecchi per alimentatore (Vin220÷240). Dati indicativi da verificare con le specifiche condizioni di installazione.	Maximum number of luminaires per power supply. (220÷240 V). These data must be checked taking into account the specific installation conditions.	Acc. RF25752	1
		Acc. RF25755	2
		Acc. RF25749	5





Sorgente a LED inclusa.
Alimentazione elettrica remota
24 Vdc ON/OFF da ordinare
separatamente. Connessione
in parallelo. Dotato di
spezzone di cavo uscente in
neoprene di 2000 mm e kit
con connettori crimp e guaina
termorestringente adesiva per
connessione a tenuta stagna.
Staffa di fissaggio inclusa. Vetro
trasparente extrachiaro.
Picchetto per installazione
a terra da ordinare
separatamente.

LED source included. Remote
electrical power supply 24V
dc ON/OFF to be ordered
separately. Parallel connection.
Equipped with a 2000 mm
protruding section of neoprene
cable and a kit with crimpable
connectors and adhesive
heat-shrinkable sleeves that
guarantee the tightness of the
connection. Fixing bracket
included. Extraclear transparent glass.
The metal nail for ground
installation needs to be ordered
separately.

2200K disponibile su richiesta.

2200K available on request.

Optic Spot 8°

Power Led: 14W - 1164 lm ≠ OUTPUT 747 lm - 2700K/CRI 80 - 24Vdc / 14W - 1252 lm ≠ OUTPUT 803 lm - 3000K/CRI 80 - 24Vdc / 14W - 1333 lm ≠ OUTPUT 855 lm - 4000K/CRI 80 - 24Vdc

2700K

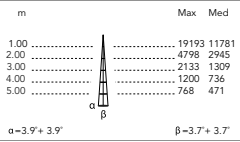
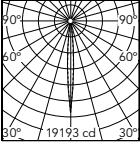
- FA1052522201
- FA1052522206
- FA1052522212
- FA1052522218
- FA1052522230
- FA1052522233
- FA1052522270

3000K

- FA1052521201
- FA1052521206
- FA1052521212
- FA1052521218
- FA1052521230
- FA1052521233
- FA1052521270

4000K

- FA1052511201
- FA1052511206
- FA1052511212
- FA1052511218
- FA1052511230
- FA1052511233
- FA1052511270



m	Max	Med
1.00	19193	11781
2.00	4798	2945
3.00	2133	1309
4.00	1200	736
5.00	768	471

α=3.9°+ 3.9° β=3.7°+ 3.7°

@ 3000K

Optic Medium 28°

Power Led: 14W - 1164 lm ≠ OUTPUT 730 lm - 2700K/CRI 80 - 24Vdc / 14W - 1252 lm ≠ OUTPUT 785 lm - 3000K/CRI 80 - 24Vdc / 14W - 1333 lm ≠ OUTPUT 836 lm - 4000K/CRI 80 - 24Vdc

2700K

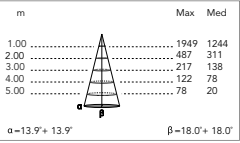
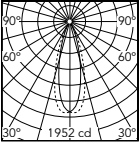
- FA1052522001
- FA1052522006
- FA1052522012
- FA1052522018
- FA1052522030
- FA1052522033
- FA1052522070

3000K

- FA1052520001
- FA1052520006
- FA1052520012
- FA1052520018
- FA1052520030
- FA1052520033
- FA1052520070

4000K

- FA1052510001
- FA1052510006
- FA1052510012
- FA1052510018
- FA1052510030
- FA1052510033
- FA1052510070



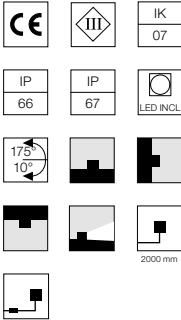
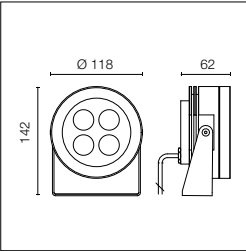
m	Max	Med
1.00	1949	1244
2.00	487	311
3.00	217	138
4.00	122	78
5.00	78	20

α=13.9°+ 13.9° β=18.0°+ 18.0°

@ 3000K

* Numero massimo di apparecchi per alimentatore / Maximum number of luminaires per power supply.

Numero massimo di apparecchi per alimentatore (Vin220÷240). Dati indicativi da verificare con le specifiche condizioni di installazione.	Maximum number of luminaires per power supply. (220÷240 V). These data must be checked taking into account the specific installation conditions.	Acc. RF25755	1
		Acc. RF25749	3



Sorgente RGB a LED inclusa.
Alimentazione elettrica
remota con interfaccia DMX
3chx350mA da ordinare
separatamente. Connessione
in serie. Dotato di spezzone
di cavo uscente in neoprene
di 2000 mm e kit con
connettori crimp e guaina
termorestringente adesiva per
connessione a tenuta stagna.
Staffa di fissaggio inclusa.
Vetro trasparente serigrafato.
Picchetto per installazione
a terra da ordinare
separatamente.

RGB LED source included.
Remote electrical power supply
with DMX 3chx350mA interface
to be ordered separately. Serial
connection. Equipped with a
2000 mm protruding section
of neoprene cable and a kit
with crimpable connectors
and adhesive heat-shrinkable
sleeves that guarantee the
tightness of the connection.
Transparent screen-printed
glass.
The metal nail for ground
installation needs to be ordered
separately.

Optic Spot 10°

RGB Power Led: 13,6W - 3CH x 350mA

RGB

- FA1052561201
- FA1052561206
- FA1052561212
- FA1052561218
- FA1052561230
- FA1052561233
- FA1052561270

Optic Medium 35°

RGB Power Led: 13,6W - 3CH x 350mA

RGB

- FA1052560001
- FA1052560006
- FA1052560012
- FA1052560018
- FA1052560030
- FA1052560033
- FA1052560070

Photometric data on request.

Schema elettrico e
installazione sistema RGB.

Massimo 2 apparecchi Aimer
5 RGB per ogni codice
F990B22A000.

Vedere Schema Elettrico n.5
Page 856.

Wiring diagram and
installation scheme RGB.

Max 2 luminaires Aimer 5 RGB
for each code F990B22A000.

See Wiring Diagram n.5
Page 856.

* Numero massimo di apparecchi per alimentatore / Maximum number of luminaires per power supply.

Numero massimo di apparecchi
per alimentatore (Vin220÷240).
Dati indicativi da verificare
con le specifiche condizioni di
installazione.








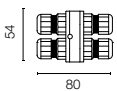

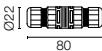
Maximum number of luminaires
per power supply. (220÷240 V).
These data must be checked
taking into account the specific
installation conditions.

Acc. F990B22A000

**La tensione ai capi del
sistema è in funzione del
numero di apparecchi
collegati in serie, attenersi
alle norme CEI 64-8.


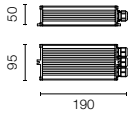

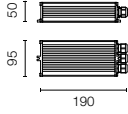

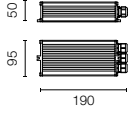

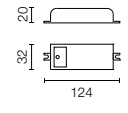

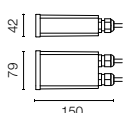

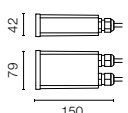

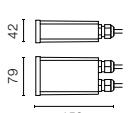

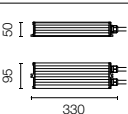

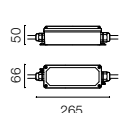
**The voltage at the end
of the system depends
on the number of fixtures
connected in series, please
comply with CEI 64-8
standards.

Aimer: Accessori / Accessories








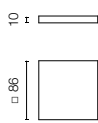

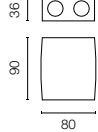

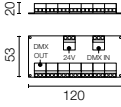

Visera Aimer 1.	Visor Aimer 1.	Aimer 1 FA5230		
Visera Aimer 3.	Visor Aimer 3.	Aimer 3 FA5130		
Picchetta per fissaggio a terra.	Ground spike.	Aimer 1 / 3 / 4 / 5 FA136		
Sistema di giunzione IP68 H2O Stop anti-condensa a 3/4 vie 4 poli. (Ø5,5÷12mm cavo).	3/4 way terminal block 4 poles IP68 H2O Stop. (ø5,5÷12mm cable).	Aimer 3 / 4 / 5 F990C010000		
Sistema di giunzione IP68 H2O Stop anti-condensa a 2 vie 4 poli. (Ø5,5÷12mm cavo).	2 way terminal block 4 poles IP68 H2O Stop. (ø5,5÷12mm cable).	Aimer 3 / 4 / 5 F990C00A000		

Aimer: Driver / Drivers

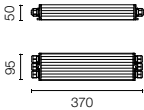
Alimentatore doppia funzione Vout 24Vdc: 8W/100÷240V Iout 350ma: 6x1W/100÷240V IP20 Classe II Selv Eq.	Power supply dual function Vout 24Vdc: 8W/100÷240V Iout 350ma: 6x1W/100÷240V IP20 Class II Selv Eq.	Aimer 1 / 3 *RF25754		
Alimentatore 24V 8W / 110-240V IP65 Classe II selv.	Power supply 24V 8W / 110-240V IP65 Class II selv.	Aimer 1 / 3 *RF25748		
Alimentatore 10 x 1W/ 100÷265V - Iout 350mA (7x1W/110V) IP40 Class II Selv Eq.	Power supply 10 x 1W/ 100÷265V - Iout 350mA (7x1W/110V) IP40 Class II Selv Eq.	Aimer 1 / 3 *FA68		
Alimentatore 16 x 1W/ 110÷240V - Iout 350mA (12x1W@110V) IP20 Class II Selv Eq.	Power supply 16 x 1W/ 110÷240V - Iout 350mA (12x1W@110V) IP20 Class II Selv Eq.	Aimer 1 / 3 *FA129 		
Alimentatore 16 x 1W/ 110÷240V - Iout 350mA (12x1W@110V) IP67 Class II Selv.	Power supply 16 x 1W/ 110÷240V - Iout 350mA (12x1W@110V) IP67 Class II Selv.	Aimer 1 / 3 *FA184 		
Alimentatore 13 x 2W/ 110÷240V - Iout 500mA (7x2W@110V) IP20 Class II Selv. Eq.	Power supply 13 x 2W/ 110÷240V - Iout 500mA (7x2W@110V) IP20 Class II Selv. Eq.	Aimer 1 / 3 *FA135 		

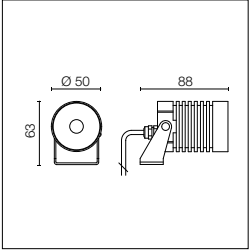

Alimentatore 13 x 2W/ 110÷240V - Iout 500mA (7x2W@110V) IP67 Class II Selv.	Power supply 13 x 2W/ 110÷240V - Iout 500mA (7x2W@110V) IP67 Class II Selv.	Aimer 1 / 3 *FA218 Dimmable Push-Dim Or 1-10V See Wiring Diagram n.3. Page Page 854		 50 95 190
Alimentatore 18W/ 110÷240V - Iout 350mA (15W@110V) IP67 Class II Selv. C	Power supply 18W/ 110÷240V - Iout 350mA (15W@110V) IP67 Class II Selv. C.	Aimer 1 / 3 *FA238.A Dimmable DALI See Wiring Diagram n.3. Page Page 854		 50 95 190
Alimentatore 24W/ 110÷240V - Iout 500mA (15W@110V) IP67 Class II Selv.	Power supply 24W/ 110÷240V - Iout 500mA (15W@110V) IP67 Class II Selv.	Aimer 1 / 3 *FA239.A Dimmable DALI See Wiring Diagram n.3. Page Page 854		 50 95 190
Alimentatore 24V 10W / 110- 240V IP20 Classe II selv.	Power supply 24V 10W / 110- 240V IP20 Class II selv.	Aimer 3 *RF25747		 20 32 124
Alimentatore 24V 10W / 110- 240V IP67 Classe II selv.	Power supply 24V 10W / 110-240V IP67 Class II selv.	Aimer 3 *RF25757		 42 79 150
Alimentatore per installazione remota 24Vdc 20W / 220- 240V IP67 Classe II selv.	Power supply for remote installation 24Vdc 20W / 220- 240V IP67 Class II selv.	Aimer 3 / 4 / 5 *RF25752		 42 79 150
Alimentatore 24Vdc 35W / 120-270V IP67 Classe II selv.	Power supply 24Vdc 35W / 120-270V IP67 Class II selv.	F990B23AZ00		 42 79 150
Alimentatore per installazione remota 24Vdc 50W / 120- 240V IP67 Classe II selv.	Power supply for remote installation 24Vdc 50W / 120- 240V IP67 Class II selv.	Aimer 3 / 4 / 5 *RF25755		 50 95 330
Alimentatore per installazione remota 24Vdc 70W / 220- 240V IP67 Classe II selv.	Power supply for remote installation 24Vdc 70W / 220- 240V IP67 Class II selv.	Aimer 3 / 4 / 5 *RF25749		 50 66 265
















Aimer RGB: Accessori / Accessories

Visera Aimer 1.	Visor Aimer 1.	Aimer 1 RGB FA5230		
Visera Aimer 3.	Visor Martina.	Aimer 3 RGB FA5130		
Picchetto per installazione a terra.	Ground spike.	Aimer 1 / 3 / 4 / 5 RGB FA136		
Controller DMX a parete per scatole ad incasso (60mm interasse fori).	DMX controller; dimmer switch for recessed box (60mm hole centres).	F990B10A000		
Controller DMX stand-alone/interfaccia PC.	DMX controller; stand-alone/PC interface.	F990B11A000		
DMX splitter 512 - dispositivo elettronico per rigenerare segnale DMX monodirezionale 1 Input e 7 output, 12-24 Vdc.	DMX splitter 512 - electronic device to regenerate the monodirectional DMX signal 1 Input and 7 output, 12-24Vdc.	F990B13A000		
Cavo DMX schermato con impedenza costante 110 Ohm.	DMX cable - shielded twisted pair with 110 Ohm constant impedance.	F990B12A000		

Aimer 3 RGB: Driver / Drivers

Alimentatore con interfaccia DMX per apparecchi RGB 36W/220÷240V-3CH x 350mA (3CH x 10 x 1W) predisposizione DMX IP67 Classe I Selv Eq.	Power supply with DMX interface for RGB fixtures 36W/220÷240v-3CH x 350mA (3CH x 10 x 1W) DMX control allowed IP67 Class I Selv Eq.	*F990B22A000		
---	---	--------------	---	---





Sorgente a LED inclusa.
Alimentazione elettrica remota
24V dc ON/OFF da ordinare
separatamente. Dotato di
spezzone di cavo uscente in
neoprene di 2000 mm e kit
con connettori crimp e guaina
termorestringente adesiva per
connessione a tenuta stagna.
Staffa di fissaggio inclusa. Vetro
trasparente extrachiario.
Picchetto per installazione
a terra da ordinare
separatamente.
Versione dimmerabile a
richiesta.

LED source included. Remote
electrical power supply 24V
dc ON/OFF to be ordered
separately. Equipped with a
2000 mm protruding section
of neoprene cable and a kit
with crimpable connectors
and adhesive heat-shrinkable
sleeves that guarantee the
tightness of the connection.
Fixing bracket included.
Extraclear transparent glass.
The metal nail for ground
installation needs to be ordered
separately. Dimmable version
available upon request.

2200K disponibile su richiesta.

2200K available on request.

Optic Spot 10°

Power Led: 3,4W - 199 lm ≠ OUTPUT 138 lm - 2700K/CRI 80 - 24Vdc / 3,4W - 215 lm ≠ OUTPUT 149 lm - 3000K/CRI 80 - 24Vdc / 3,4W - 224 lm ≠ OUTPUT 155 lm - 4000K/CRI 80 - 24Vdc

2700K

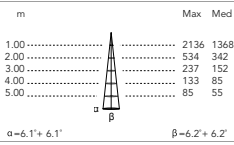
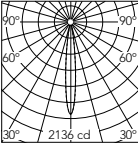
- FA51308001
- FA51308006
- FA51308012
- FA51308018
- FA51308030
- FA51308033

3000K

- FA51300301
- FA51300306
- FA51300312
- FA51300318
- FA51300330
- FA51300333

4000K

- FA51300201
- FA51300206
- FA51300212
- FA51300218
- FA51300230
- FA51300233



m	Max	Med
1.00	2136	1368
2.00	534	342
3.00	237	152
4.00	133	85
5.00	85	55

α=6.1°+ 6.1° β=6.2°+ 6.2°

@3000K

Optic Medium 30°

Power Led: 3,4W - 199 lm ≠ OUTPUT 121 lm - 2700K/CRI 80 - 24Vdc / 3,4W - 215 lm ≠ OUTPUT 131 lm - 3000K/CRI 80 - 24Vdc / 3,4W - 224 lm ≠ OUTPUT 136 lm - 4000K/CRI 80 - 24Vdc

2700K

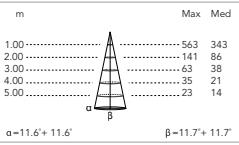
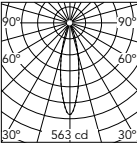
- FA51308201
- FA51308206
- FA51308212
- FA51308218
- FA51308230
- FA51308233

3000K

- FA51301301
- FA51301306
- FA51301312
- FA51301318
- FA51301330
- FA51301333

4000K

- FA51301201
- FA51301206
- FA51301212
- FA51301218
- FA51301230
- FA51301233



m	Max	Med
1.00	563	343
2.00	141	86
3.00	63	38
4.00	35	21
5.00	23	14

α=11.6°+ 11.6° β=11.7°+ 11.7°

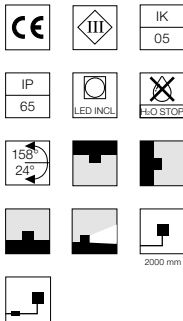
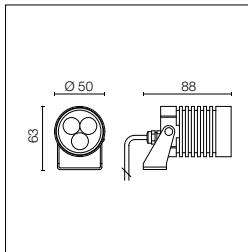
@3000K

* Numero massimo di apparecchi per alimentatore / Maximum number of luminaires per power supply.

Numero massimo di apparecchi per alimentatore (Vin220÷240). Dati indicativi da verificare con le specifiche condizioni di installazione.	Maximum number of luminaires per power supply. (220÷240 V). These data must be checked taking into account the specific installation conditions.	Acc. RF25754	1	Acc. RF25752	3
		Acc. RF25748	1	Acc. RF25755	9
		Acc. RF25747	2	Acc. RF25749	17
		Acc. RF25757	2		

Aimer

774



Sorgente a LED inclusa.
Alimentazione elettrica remota
24V dc ON/OFF da ordinare
separatamente. Dotato di
spezzone di cavo uscente in
neoprene di 2000 mm e kit
con connettori crimp e guaina
termorestringente adesiva per
connessione a tenuta stagna.
Staffa di fissaggio inclusa. Vetro
trasparente extrachiaro.
Picchetto per installazione
a terra da ordinare
separatamente.
Versione dimmerabile a
richiesta.

LED source included. Remote
electrical power supply 24V
dc ON/OFF to be ordered
separately. Equipped with a
2000 mm protruding section
of neoprene cable and a kit
with crimpable connectors
and adhesive heat-shrinkable
sleeves that guarantee the
tightness of the connection.
Fixing bracket included.
Extraclear transparent glass.
The metal nail for ground
installation needs to be ordered
separately. Dimmable version
available upon request.

2200K disponibile su richiesta.

2200K available on request.

Optic Spot 10°

Power Led: 4,5W - 331 lm ≠ OUTPUT 246 lm - 2700K/CRI 80 - 24Vdc / 4,5W - 359 lm ≠ OUTPUT 267 lm - 3000K/CRI 80 - 24Vdc / 4,5W - 373 lm ≠ OUTPUT 277 lm - 4000K/CRI 80 - 24Vdc

2700K

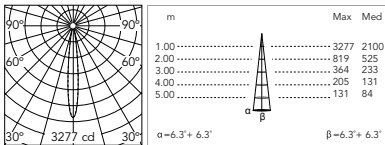
- FA51308401
- FA51308406
- FA51308412
- FA51308418
- FA51308430
- FA51308433

3000K

- FA51302301
- FA51302306
- FA51302312
- FA51302318
- FA51302330
- FA51302333

4000K

- FA51302201
- FA51302206
- FA51302212
- FA51302218
- FA51302230
- FA51302233



@3000K

Optic Medium 30°

Power Led: 4,5W - 331 lm ≠ OUTPUT 218 lm - 2700K/CRI 80 - 24Vdc / 4,5W - 359 lm ≠ OUTPUT 236 lm - 3000K/CRI 80 - 24Vdc / 4,5W - 373 lm ≠ OUTPUT 245 lm - 4000K/CRI 80 - 24Vdc

2700K

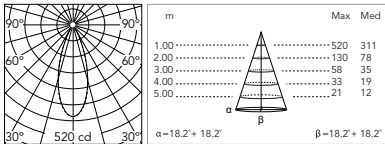
- FA51308601
- FA51308606
- FA51308612
- FA51308618
- FA51308630
- FA51308633

3000K

- FA51303301
- FA51303306
- FA51303312
- FA51303318
- FA51303330
- FA51303333

4000K

- FA51303201
- FA51303206
- FA51303212
- FA51303218
- FA51303230
- FA51303233



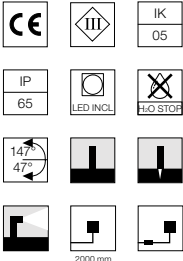
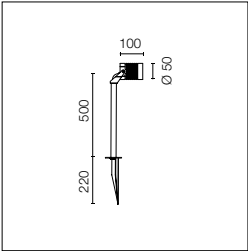
@3000K

* Numero massimo di apparecchi per alimentatore / Maximum number of luminaires per power supply.

Numero massimo di apparecchi
per alimentatore (Vin220÷240).
Dati indicativi da verificare
con le specifiche condizioni di
installazione.

Maximum number of luminaires
per power supply. (220÷240 V).
These data must be checked
taking into account the specific
installation conditions.

Acc. RF25754	1	Acc. RF25757	2
Acc. RF25748	1	Acc. RF25755	9
Acc. RF25747	2	Acc. RF25749	17



Sorgente a LED inclusa.
Alimentazione elettrica remota
24V dc ON/OFF da ordinare
separatamente. Dotato di
spezzone di cavo uscente
in neoprene di 2000 mm e
morsettiera a 2 poli e 3 vie
con sistema H2O STOP per
connessione a tenuta stagna.
Vetro trasparente extrachiaro.
Picchetto per installazione a
terra incluso.
Versione dimmerabile a
richiesta.

LED source included. Remote
electrical power supply 24V
dc ON/OFF to be ordered
separately. Equipped with a
2000 mm protruding section
of neoprene cable and a
2-pole and 3-way connection
box with H2O STOP system
that guarantee the tightness
of the connection. Extraclear
transparent glass.
Metal nail for ground installation
included. Dimmable version
available upon request.

2200K disponibile su richiesta.

2200K available on request.

Optic Spot 10°

Power Led: 3,4W - 199 lm ≠ OUTPUT 138 lm - 2700K/CRI 80 - 24Vdc / 3,4W - 215 lm ≠ OUTPUT 149 lm - 3000K/CRI 80 - 24Vdc / 3,4W - 224 lm ≠ OUTPUT 155 lm - 4000K/CRI 80 - 24Vdc

2700K

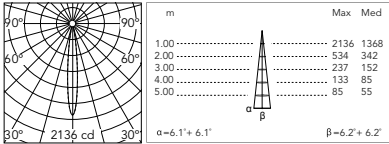
- FA51308801
- FA51308806
- FA51308812
- FA51308818
- FA51308830
- FA51308833

3000K

- FA51303601
- FA51303606
- FA51303612
- FA51303618
- FA51303630
- FA51303633

4000K

- FA51303501
- FA51303506
- FA51303512
- FA51303518
- FA51303530
- FA51303533



@3000K

Optic Medium 30°

Power Led: 3,4W - 199 lm ≠ OUTPUT 121 lm - 2700K/CRI 80 - 24Vdc / 3,4W - 215 lm ≠ OUTPUT 131 lm - 3000K/CRI 80 - 24Vdc / 3,4W - 224 lm ≠ OUTPUT 136 lm - 4000K/CRI 80 - 24Vdc

2700K

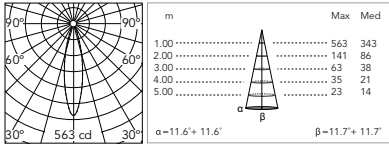
- FA51309001
- FA51309006
- FA51309012
- FA51309018
- FA51309030
- FA51309033

3000K

- FA51303901
- FA51303906
- FA51303912
- FA51303918
- FA51303930
- FA51303933

4000K

- FA51303801
- FA51303806
- FA51303812
- FA51303818
- FA51303830
- FA51303833



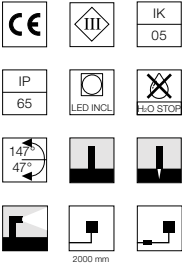
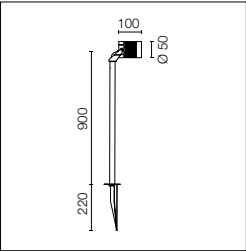
@3000K

* Numero massimo di apparecchi per alimentatore / Maximum number of luminaires per power supply.

Numero massimo di apparecchi
per alimentatore (Vin220÷240).
Dati indicativi da verificare
con le specifiche condizioni di
installazione.

Maximum number of luminaires
per power supply. (220÷240 V).
These data must be checked
taking into account the specific
installation conditions.

Acc. RF25754	1	Acc. RF25757	2
Acc. RF25748	1	Acc. RF25752	3
Acc. FA235	1	Acc. RF25755	9
Acc. RF25747	2	Acc. RF25749	17



Sorgente a LED inclusa.
Alimentazione elettrica remota
24V dc ON/OFF da ordinare
separatamente. Dotato di
spezzone di cavo uscente
in neoprene di 2000 mm e
morsettiera a 2 poli e 3 vie
con sistema H2O STOP per
connessione a tenuta stagna.
Vetro trasparente extrachiaro.
Picchetto per installazione a
terra incluso.
Versione dimmerabile a
richiesta.

LED source included. Remote
electrical power supply 24V
dc ON/OFF to be ordered
separately. Equipped with a
2000 mm protruding section
of neoprene cable and a
2-pole and 3-way connection
box with H2O STOP system
that guarantee the tightness
of the connection. Extraclear
transparent glass.
Metal nail for ground installation
included. Dimmable version
available upon request.

2200K disponibile su richiesta.

2200K available on request.

Optic Spot 10°

Power Led: 3,4W - 199 lm ≠ OUTPUT 138 lm - 2700K/CRI 80 - 24Vdc / 3,4W - 215 lm ≠ OUTPUT 149 lm - 3000K/CRI 80 - 24Vdc / 3,4W - 224 lm ≠ OUTPUT 155 lm - 4000K/CRI 80 - 24Vdc

2700K

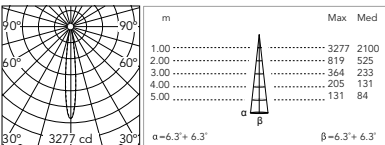
- FA51309201
- FA51309206
- FA51309212
- FA51309218
- FA51309230
- FA51309233

3000K

- FA51304801
- FA51304806
- FA51304812
- FA51304818
- FA51304830
- FA51304833

4000K

- FA51304701
- FA51304706
- FA51304712
- FA51304718
- FA51304730
- FA51304733



@3000K

Optic Medium 30°

Power Led: 3,4W - 199 lm ≠ OUTPUT 121 lm - 2700K/CRI 80 - 24Vdc / 3,4W - 215 lm ≠ OUTPUT 131 lm - 3000K/CRI 80 - 24Vdc / 3,4W - 224 lm ≠ OUTPUT 136 lm - 4000K/CRI 80 - 24Vdc

2700K

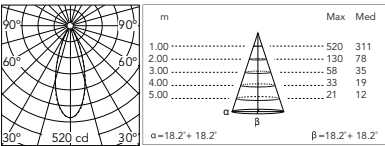
- FA51309401
- FA51309406
- FA51309412
- FA51309418
- FA51309430
- FA51309433

3000K

- FA51305101
- FA51305106
- FA51305112
- FA51305118
- FA51305130
- FA51305133

4000K

- FA51305001
- FA51305006
- FA51305012
- FA51305018
- FA51305030
- FA51305033



@3000K

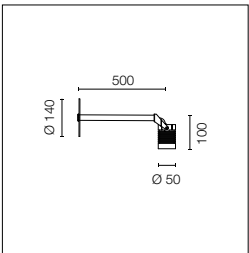

* Numero massimo di apparecchi per alimentatore / Maximum number of luminaires per power supply.













Numero massimo di apparecchi
per alimentatore (Vin220÷240).
Dati indicativi da verificare
con le specifiche condizioni di
installazione.

Maximum number of luminaires
per power supply, (220÷240 V).
These data must be checked
taking into account the specific
installation conditions.

Acc. RF25754	1
Acc. RF25748	1
Acc. FA235	1
Acc. RF25747	2

Acc. RF25757	2
Acc. RF25752	3
Acc. RF25755	9
Acc. RF25749	17





Sorgente a LED inclusa.
Alimentazione elettrica remota
24V dc ON/OFF da ordinare
separatamente. Dotato di
spezzone di cavo uscente
in neoprene di 2000 mm e
morsettiera a 2 poli e 3 vie
con sistema H2O STOP per
connessione a tenuta stagna.
Vetro trasparente extrachiaro.
Picchetto per installazione a
terra incluso.
Versione dimmerabile a
richiesta.

LED source included. Remote
electrical power supply 24V
dc ON/OFF to be ordered
separately. Equipped with a
2000 mm protruding section
of neoprene cable and a
2-pole and 3-way connection
box with H2O STOP system
that guarantee the tightness
of the connection. Extraclear
transparent glass.
Metal nail for ground installation
included. Dimmable version
available upon request.

2200K disponibile su richiesta.

2200K available on request.

Optic Spot 10°

Power Led: 3,4W - 199 lm ≠ OUTPUT 138 lm - 2700K/CRI 80 - 24Vdc / 3,4W - 215 lm ≠ OUTPUT 149 lm - 3000K/CRI 80 - 24Vdc / 3,4W - 224 lm ≠ OUTPUT 155 lm - 4000K/CRI 80 - 24Vdc

2700K

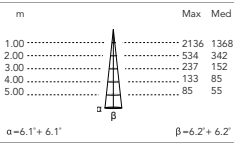
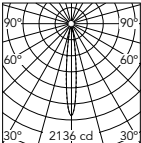
- FA51309601
- FA51309606
- FA51309612
- FA51309618
- FA51309630
- FA51309633

3000K

- FA51306001
- FA51306006
- FA51306012
- FA51306018
- FA51306030
- FA51306033

4000K

- FA51305901
- FA51305906
- FA51305912
- FA51305918
- FA51305930
- FA51305933



@3000K

Optic Medium 30°

Power Led: 3,4W - 199 lm ≠ OUTPUT 121 lm - 2700K/CRI 80 - 24Vdc / 3,4W - 215 lm ≠ OUTPUT 131 lm - 3000K/CRI 80 - 24Vdc / 3,4W - 224 lm ≠ OUTPUT 136 lm - 4000K/CRI 80 - 24Vdc

2700K

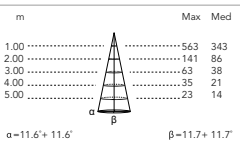
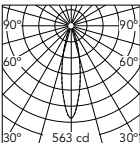
- FA51309801
- FA51309806
- FA51309812
- FA51309818
- FA51309830
- FA51309833

3000K

- FA51306301
- FA51306306
- FA51306312
- FA51306318
- FA51306330
- FA51306333

4000K

- FA51306201
- FA51306206
- FA51306212
- FA51306218
- FA51306230
- FA51306233



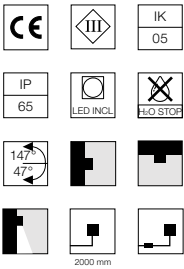
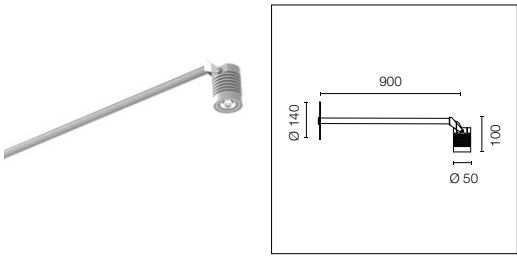
@3000K

* Numero massimo di apparecchi per alimentatore / Maximum number of luminaires per power supply.

Numero massimo di apparecchi per alimentatore (Vin220÷240). Dati indicativi da verificare con le specifiche condizioni di installazione.	Maximum number of luminaires per power supply. (220÷240 V). These data must be checked taking into account the specific installation conditions.	Acc. RF25754	1	Acc. RF25755	9
		Acc. RF25748	1	Acc. RF25749	17
		Acc. RF25752	3		

Aimer

778



Sorgente a LED inclusa.
Alimentazione elettrica remota
24V dc ON/OFF da ordinare
separatamente. Dotato di
spezzone di cavo uscente
in neoprene di 2000 mm e
morsetteria a 2 poli e 3 vie
con sistema H2O STOP per
connessione a tenuta stagna.
Vetro trasparente extrachiaro.
Picchetto per installazione a
terra incluso.
Versione dimmerabile a
richiesta.

LED source included. Remote
electrical power supply 24V
dc ON/OFF to be ordered
separately. Equipped with a
2000 mm protruding section
of neoprene cable and a
2-pole and 3-way connection
box with H2O STOP system
that guarantee the tightness
of the connection. Extraclear
transparent glass.
Metal nail for ground installation
included. Dimmable version
available upon request.

2200K disponibile su richiesta.

2200K available on request.

Optic Spot 10°

Power Led: 3,4W - 199 lm ≠ OUTPUT 138 lm - 2700K/CRI 80 - 24Vdc / 3,4W - 215 lm ≠ OUTPUT 149 lm - 3000K/CRI 80 - 24Vdc / 3,4W - 224 lm ≠ OUTPUT 155 lm - 4000K/CRI 80 - 24Vdc

2700K

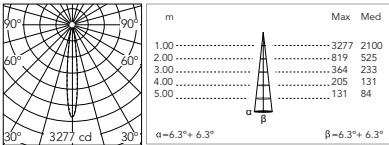
- FA51310001
- FA51310006
- FA51310012
- FA51310018
- FA51310030
- FA51310033

3000K

- FA51306601
- FA51306606
- FA51306612
- FA51306618
- FA51306630
- FA51306633

4000K

- FA51306501
- FA51306506
- FA51306512
- FA51306518
- FA51306530
- FA51306533



@3000K

Optic Medium 30°

Power Led: 3,4W - 199 lm ≠ OUTPUT 121 lm - 2700K/CRI 80 - 24Vdc / 3,4W - 215 lm ≠ OUTPUT 131 lm - 3000K/CRI 80 - 24Vdc / 3,4W - 224 lm ≠ OUTPUT 136 lm - 4000K/CRI 80 - 24Vdc

2700K

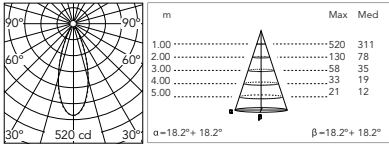
- FA51310201
- FA51310206
- FA51310212
- FA51310218
- FA51310230
- FA51310233

3000K

- FA51306901
- FA51306906
- FA51306912
- FA51306918
- FA51306930
- FA51306933

4000K

- FA51306801
- FA51306806
- FA51306812
- FA51306818
- FA51306830
- FA51306833



@3000K

* Numero massimo di apparecchi per alimentatore / Maximum number of luminaires per power supply.




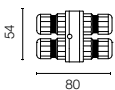

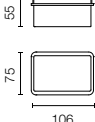
Numero massimo di apparecchi
per alimentatore (Vin220÷240).
Dati indicativi da verificare
con le specifiche condizioni di
installazione.

Maximum number of luminaires
per power supply. (220÷240 V).
These data must be checked
taking into account the specific
installation conditions.

Acc. RF25754	1
Acc. RF25748	1
Acc. RF25752	3

Acc. RF25755	9
Acc. RF25749	17

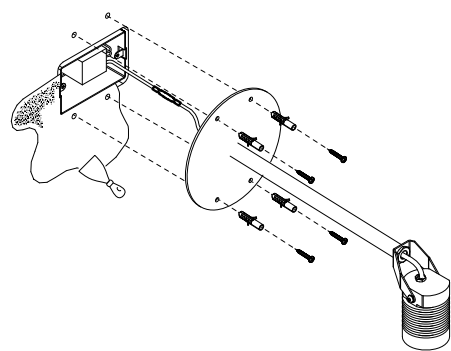
Aimer 2: Accessori / Accessories

Picchetto per installazione a terra.	Ground spike.	Spot / Pole FA136		
Sistema di giunzione IP68 H2O Stop anti-condensa a 3/4 vie 4 poli. (Ø5,5÷12mm cavo).	3/4 way terminal block 4 poles IP68 H2O Stop. (ø5,5÷12mm cable).	Pole F990C010000		
Scatola di derivazione da incasso 3 moduli (modello 503)	Recessed 3-module junction box (model 503)	Wall F990H010000		

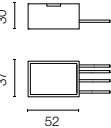

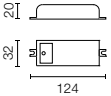

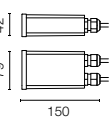
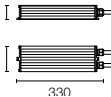
Aimer 2 Wall Bracket with box cod. F990H010000

Opzionale: alimentatore art. F990H010000 in scatola da incasso.


Optional: power supply code F990H010000 in recessed box.

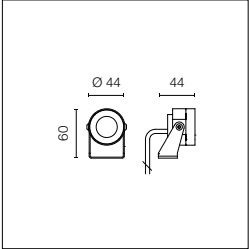





Aimer 2: Driver/ Drivers




Alimentatore doppia funzione Vout 24Vdc: 8W/100÷240V Iout 350ma: 6x1W/100÷240V IP20 Classe II Selv Eq.	Power supply dual function Vout 24Vdc: 8W/100÷240V Iout 350ma: 6x1W/100÷240V IP20 Class II Selv Eq.	*RF25754		
Alimentatore 24V 8W / 110-240V IP65 Classe II selv.	Power supply 24V 8W / 110-240V IP65 Class II selv.	*RF25748		
Alimentatore 8W/110÷240V - 24Vdc IP67 Classe II Selv Eq.	Power supply 8W/110÷240V - 24Vdc IP67 Class II selv. Eq.	Pole *FA235		
Alimentatore 24V 10W / 110-240V IP20 Classe II selv.	Power supply 24V 10W / 110-240V IP20 Class II selv.	Spot / Pole *RF25747		
Alimentatore 24V 10W / 110-240V IP67 Classe II selv.	Power supply 24V 10W / 110-240V IP67 Class II selv.	Spot / Pole *RF25757		
Alimentatore per installazione remota 24Vdc 20W / 220-240V IP67 Classe II selv.	Power supply for remote installation 24Vdc 20W / 220-240V IP67 Class II selv.	Pole / Wall *RF25752		
Alimentatore 24Vdc 35W / 120-270V IP67 Classe II selv.	Power supply 24Vdc 35W / 120-270V IP67 Class II selv.	F990B23AZ00		
Alimentatore per installazione remota 24Vdc 50W / 120-240V IP67 Classe II selv.	Power supply for remote installation 24Vdc 50W / 120-240V IP67 Class II selv.	*RF25755		
Alimentatore per installazione remota 24Vdc 70W / 220-240V IP67 Classe II selv.	Power supply for remote installation 24Vdc 70W / 220-240V IP67 Class II selv.	*RF25749		




Aimer 1 Aqua





















Sorgente a LED inclusa. Corpo e staffa in acciaio inox 316L adatti per l'immersione. Alimentazione elettrica remota 350mA ON/OFF e dimmerabile 1-10V o DALI da ordinare separatamente. Connessione in serie. Dotato di spezzone di cavo uscente in neoprene di 5000 mm e kit con connettori crimp e guaina termorestringente adesiva per connessione a tenuta stagna. Staffa di fissaggio inclusa. Vetro trasparente extrachiario. Picchetto per installazione a terra da ordinare separatamente. 2700K e 3000K a richiesta.

LED source. 316L stainless steel body and bracket, suitable for submersion. Remote power supply 350 mA ON/OFF and dimmable 1-10V or DALI. Must be ordered separately. Serial connection. Equipped with a 5000 mm protruding section of neoprene cable and a kit with crimpable connectors and adhesive heat-shrinkable sleeves that guarantee the tightness of the connection. Extraclear transparent glass. The metal nail for ground installation needs to be ordered separately. 2700K and 3000K models available upon request.

Optic Medium 30°

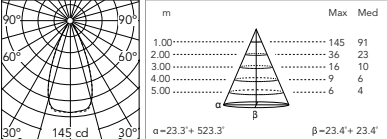
Power Led: 1,1W - LED 120 lm ≠ OUTPUT 99 lm - 3000K/CRI 80 - 350 mA / 1,1W - 124 lm ≠ OUTPUT 103 lm - 4000K/CRI 80 - 350 mA

3000K

4000K

FA10517114557.A

FA10517114357.A



@ 4000K

* Numero massimo di apparecchi per alimentatore / Maximum number of luminaires per power supply.

Numero massimo di apparecchi per alimentatore (Vin220÷240). Dati indicativi da verificare con le specifiche condizioni di installazione.

Maximum number of luminaires per power supply. (220÷240 V). These data must be checked taking into account the specific installation conditions.

Acc. RF25748

6

Acc. FA184

**16


Acc. FA238.A

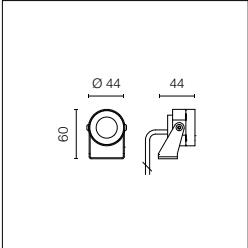
**9




**La tensione ai capi del sistema è in funzione del numero di apparecchi collegati in serie, attenersi alle norme CEI 64-8.




**The voltage at the end of the system depends on the number of fixtures connected in series, please comply with CEI 64-8 standards.




Aimer 1 Aqua RGB





















Sorgente RGB a LED inclusa. Corpo e staffa in acciaio inox 316L adatti per l'immersione. Alimentazione elettrica remota con interfaccia DMX 3CHx350mA da ordinare separatamente. Connessione in serie. Dotato di spezzone di cavo uscente in neoprene di 5000 mm e kit con connettori crimp e guaina termorestringente adesiva per connessione a tenuta stagna. Staffa di fissaggio inclusa. Vetro sabbiato serigrafato. Picchetto per installazione a terra da ordinare separatamente.

RGB LED source included. 316L stainless steel body and bracket, suitable for submersion. Remote electrical power supply with DMX 3CHx350mA interface to be ordered separately. Serial connection. Equipped with a 5000 mm protruding section of neoprene cable and a kit with crimpable connectors and adhesive heat-shrinkable sleeves that guarantee the tightness of the connection. Sandblasted screen-printed glass. Fixing bracket included. The metal nail for ground installation needs to be ordered separately.

Schema elettrico e installazione sistema RGB.

Wiring diagram and installation scheme RGB.

Massimo 10 apparecchi Aimer 1 Aqua RGB per ogni codice F990B22A000.

Max 10 luminaires Aimer 1 Aqua RGB for each code F990B22A000.

Vedere Schema Elettrico n.5 Page 856.

See Wiring Diagram n.5 Page 856.

RGB Power Led: 3,4W - 3CH x 350mA

RGB

FA10517314357.A

* Numero massimo di apparecchi per alimentatore / Maximum number of luminaires per power supply.

Numero massimo di apparecchi per alimentatore (Vin220÷240). Dati indicativi da verificare con le specifiche condizioni di installazione.

Maximum number of luminaires per power supply. (220÷240 V). These data must be checked taking into account the specific installation conditions.

Acc. F990B22A000

**10

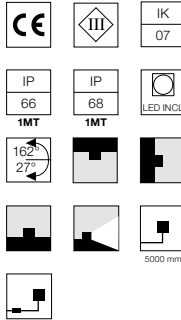
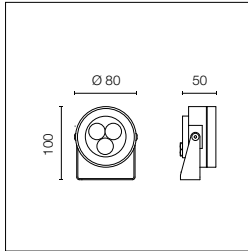
**La tensione ai capi del sistema è in funzione del numero di apparecchi collegati in serie, attenersi alle norme CEI 64-8.

**The voltage at the end of the system depends on the number of fixtures connected in series, please comply with CEI 64-8 standards.

Aimer

782

Aimer 3 Aqua



Sorgente a LED inclusa. Corpo e staffa in acciaio inox 316L adatti per l'immersione. Alimentazione elettrica remota 24V dc ON/OFF da ordinare separatamente. Connessione in parallelo. Dotato di spezzone di cavo uscente in neoprene di 5000 mm e kit con connettori crimp e guaina termorestringente adesiva per connessione a tenuta stagna. Staffa di fissaggio inclusa. Vetro trasparente extrachiaro. Picchetto per installazione a terra da ordinare separatamente. 2700K e 3000K a richiesta.

LED source included. 316L stainless steel body and bracket, suitable for submersion. Remote electrical power supply 24V dc ON/OFF to be ordered separately. Parallel connection. Equipped with a 5000 mm protruding section of neoprene cable and a kit with crimpable connectors and adhesive heat-shrinkable sleeves that guarantee the tightness of the connection. Fixing bracket included. Extraclear transparent glass. The metal nail for ground installation needs to be ordered separately. 2700K and 3000K models available upon request.

2200K disponibile su richiesta.

2200K available on request.

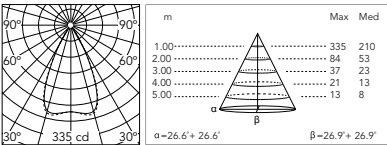
Optic Medium 50°

Power Led: 3,3W - 359 lm ≠ OUTPUT 267 lm - 3000K/CRI 80 - 24Vdc / 3,3W - 373 lm ≠ OUTPUT 278 lm - 4000K/CRI 80 - 24Vdc

- 3000K**

FA10517214657
- 4000K**

FA10517214457



@ 4000K

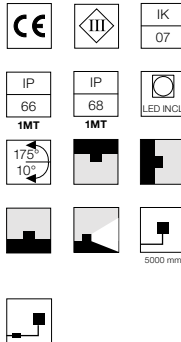
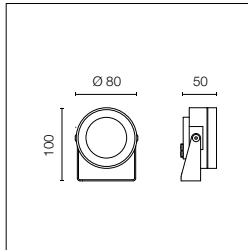
* Numero massimo di apparecchi per alimentatore / Maximum number of luminaires per power supply.

Numero massimo di apparecchi per alimentatore (Vin220÷240). Dati indicativi da verificare con le specifiche condizioni di installazione.

Maximum number of luminaires per power supply. (220÷240 V). These data must be checked taking into account the specific installation conditions.

Acc. RF25748	1	Acc. RF25755	7
Acc. RF25757	2	Acc. RF25749	14
Acc. RF25752	3		

Aimer 3 Aqua RGB



Sorgente RGB a LED inclusa. Corpo e staffa in acciaio inox 316L adatti per l'immersione. Alimentazione elettrica remota con interfaccia DMX 3CHx350mA da ordinare separatamente. Connessione in serie. Dotato di spezzone di cavo uscente in neoprene di 5000 mm e kit con connettori crimp e guaina termorestringente adesiva per connessione a tenuta stagna. Staffa di fissaggio inclusa. Vetro trasparente serigrafato. Picchetto per installazione a terra da ordinare separatamente.

RGB LED source included. 316L stainless steel body and bracket, suitable for submersion. Remote electrical power supply with DMX 3CHx350mA interface to be ordered separately. Serial connection. Equipped with a 5000 mm protruding section of neoprene cable and a kit with crimpable connectors and adhesive heat-shrinkable sleeves that guarantee the tightness of the connection. Transparent screen-printed glass. Fixing bracket included. The metal nail for ground installation needs to be ordered separately.

Schema elettrico e installazione sistema RGB.

Massimo 10 apparecchi Aimer 3 Aqua RGB per ogni codice F990B22A000.

Vedere Schema Elettrico n.5 Page 856.

Wiring diagram and installation scheme RGB.

Max 10 luminaires Aimer 3 Aqua RGB for each code F990B22A000.

See Wiring Diagram n.5 Page 856.

Optic Medium 35°

RGB Power Led: 3,4W - 3CH x 350mA

- RGB**
- FA10517414457

Photometric data on request.

* Numero massimo di apparecchi per alimentatore / Maximum number of luminaires per power supply.

Numero massimo di apparecchi per alimentatore (Vin220÷240). Dati indicativi da verificare con le specifiche condizioni di installazione.

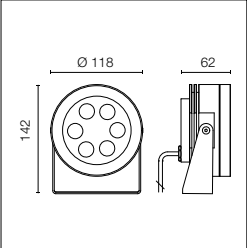

Maximum number of luminaires per power supply. (220÷240 V). These data must be checked taking into account the specific installation conditions.







Acc. F990B22A000 **10






**La tensione ai capi del sistema è in funzione del numero di apparecchi collegati in serie, attenersi alle norme CEI 64-8.







**The voltage at the end of the system depends on the number of fixtures connected in series, please comply with CEI 64-8 standards.

Aimer 4 Aqua









Sorgente a LED inclusa. Corpo e staffa in acciaio inox 316L adatti per l'immersione. Alimentazione elettrica remota 24V dc ON/OFF da ordinare separatamente. Connessione in parallelo. Dotato di spezzone di cavo uscente in neoprene di 5000 mm e kit con connettori crimp e guaina termorestringente adesiva per connessione a tenuta stagna. Staffa di fissaggio inclusa. Vetro trasparente extrachiario. Picchetto per installazione a terra da ordinare separatamente. 2700K e 3000K a richiesta.

LED source included. 316L stainless steel body and bracket, suitable for submersion. Remote electrical power supply 24V dc ON/OFF to be ordered separately. Parallel connection. Equipped with a 5000 mm protruding section of neoprene cable and a kit with crimpable connectors and adhesive heat-shrinkable sleeves that guarantee the tightness of the connection. Fixing bracket included. Extraclear transparent glass. The metal nail for ground installation needs to be ordered separately. 2700K and 3000K models available upon request.

2200K disponibile su richiesta.

2200K available on request.

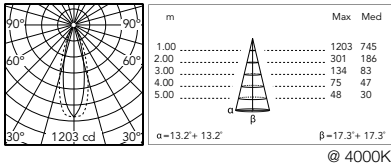
Optic Medium 26°

Power Led: 8W - 646 lm ≠ OUTPUT 409 lm - 3000K/CRI 80 - 24Vdc / 8W - 687 lm ≠ OUTPUT 435 lm - 4000K/CRI 80 - 24Vdc

- 3000K

FA10526614757
- 4000K

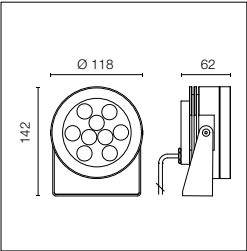

FA10526614557














* Numero massimo di apparecchi per alimentatore / Maximum number of luminaires per power supply.







Numero massimo di apparecchi per alimentatore (Vin220÷240). Dati indicativi da verificare con le specifiche condizioni di installazione.	Maximum number of luminaires per power supply. (220÷240 V). These data must be checked taking into account the specific installation conditions.	Acc. RF25755	3
		Acc. RF25749	6

Aimer 5 Aqua









Sorgente a LED inclusa. Corpo e staffa in acciaio inox 316L adatti per l'immersione. Alimentazione elettrica remota 24V dc ON/OFF da ordinare separatamente. Connessione in parallelo. Dotato di spezzone di cavo uscente in neoprene di 5000 mm e kit con connettori crimp e guaina termorestringente adesiva per connessione a tenuta stagna. Staffa di fissaggio inclusa. Vetro trasparente extrachiario. Picchetto per installazione a terra da ordinare separatamente. 2700K e 3000K a richiesta.

LED source included. 316L stainless steel body and bracket, suitable for submersion. Remote electrical power supply 24V dc ON/OFF to be ordered separately. Parallel connection. Equipped with a 5000 mm protruding section of neoprene cable and a kit with crimpable connectors and adhesive heat-shrinkable sleeves that guarantee the tightness of the connection. Fixing bracket included. Extraclear transparent glass. The metal nail for ground installation needs to be ordered separately. 2700K and 3000K models available upon request.

2200K disponibile su richiesta.

2200K available on request.

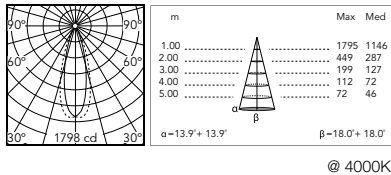
Optic Medium 28°

Power Led: 11W - 969 lm ≠ OUTPUT 680 lm - 3000K/CRI 80 - 24Vdc / 11W - 1031 lm ≠ OUTPUT 723 lm - 4000K/CRI 80 - 24Vdc

- 3000K


FA10521114757
- 4000K

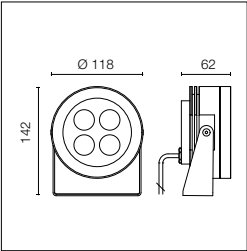
FA10521114557













* Numero massimo di apparecchi per alimentatore / Maximum number of luminaires per power supply.






Numero massimo di apparecchi per alimentatore (Vin220÷240). Dati indicativi da verificare con le specifiche condizioni di installazione.	Maximum number of luminaires per power supply. (220÷240 V). These data must be checked taking into account the specific installation conditions.	Acc. RF25755	3
		Acc. RF25749	7
		Acc. FA184	1











Sorgente RGB a LED inclusa. Corpo e staffa in acciaio inox 316L adatti per l'immersione. Alimentazione elettrica remota con interfaccia DMX 3CHx350mA da ordinare separatamente. Connessione in serie. Dotato di spezzone di cavo uscente in neoprene di 5000 mm e kit con connettori crimp e guaina termorestringente adesiva per connessione a tenuta stagna. Staffa di fissaggio inclusa. Vetro trasparente serigrafato. Picchetto per installazione a terra da ordinare separatamente.

RGB LED source included. 316L stainless steel body and bracket, suitable for submersion. Remote electrical power supply with DMX 3CHx350mA interface to be ordered separately. Serial connection. Equipped with a 5000 mm protruding section of neoprene cable and a kit with crimpable connectors and adhesive heat-shrinkable sleeves that guarantee the tightness of the connection. Transparent screen-printed glass. Fixing bracket included. The metal nail for ground installation needs to be ordered separately.

Optic Medium 50°

RGB Power Led: 13,6W - 3CH x 350mA

RGB
FA10525614557

Photometric data on request.

Schema elettrico e installazione sistema RGB.

Massimo 2 apparecchi Aimer 5 Aqua RGB per ogni codice F990B22A000.

Vedere Schema Elettrico n.5 Page 856.

Wiring diagram and installation scheme RGB.







Max 2 luminaires Aimer 5 Aqua RGB for each code F990B22A000.

See Wiring Diagram n.5 Page 856.

* Numero massimo di apparecchi per alimentatore / Maximum number of luminaires per power supply.

Numero massimo di apparecchi per alimentatore (Vin220÷240). Dati indicativi da verificare con le specifiche condizioni di installazione.	Maximum number of luminaires per power supply, (220÷240 V). These data must be checked taking into account the specific installation conditions.	Acc. *F990B22A000 **2	**La tensione ai capi del sistema è in funzione del numero di apparecchi collegati in serie, attenersi alle norme CEI 64-8.	**The voltage at the end of the system depends on the number of fixtures connected in series, please comply with CEI 64-8 standards.
--	--	-----------------------	---	--

Aimer Aqua: Accessori / Accessories

Picchetto per installazione a terra.	Ground spike.	Aqua Aimer 1 / 3 / 4 / 5 FA136		
Sistema di giunzione IP68 H2O Stop anti-condensa a 3/4 vie 4 poli. (Ø5,5÷12mm cavo).	3/4 way terminal block 4 poles IP68 H2O Stop. (ø5,5÷12mm cable).	Aqua Aimer 3 / 4 / 5 F990C010000		
Sistema di giunzione IP68 H2O Stop anti-condensa a 2 vie 4 poli. (Ø5,5÷12mm cavo).	2 way terminal block 4 poles IP68 H2O Stop. (ø5,5÷12mm cable).	Aqua Aimer 3 / 4 / 5 F990C00A000		

Aimer Aqua: Driver / Drivers

Alimentatore 24V 8W / 110-240V IP65 Classe II selv.	Power supply 24V 8W / 110-240V IP65 Class II selv.	Aqua Aimer 1 / 3 *RF25748		
Alimentatore 16 x 1W/ 110÷240V - Iout 350mA (12x1W@110V) IP67 Class II Selv.	Power supply 16 x 1W/ 110÷240V - Iout 350mA (12x1W@110V) IP67 Class II Selv.	Aqua Aimer 1 / 5 *FA184  Dimmable Push-Dim Or 1-10V See Wiring Diagram n.3. Page 854		
Alimentatore 18W/ 110÷240V - Iout 350mA (15W@110V) IP67 Class II Selv. C	Power supply 18W/ 110÷240V - Iout 350mA (15W@110V) IP67 Class II Selv. C.	Aqua Aimer 1 / 3 *FA238.A  Dimmable DALI See Wiring Diagram n.3. Page 854		
Alimentatore 24V 10W / 110-240V IP67 Classe II selv.	Power supply 24V 10W / 110-240V IP67 Class II selv.	Aqua Aimer 3 / 4 / 5 *RF25757		
Alimentatore per installazione remota 24Vdc 20W / 220-240V IP67 Classe II selv.	Power supply for remote installation 24Vdc 20W / 220-240V IP67 Class II selv.	Aqua Aimer 3 / 4 / 5 *RF25752		
Alimentatore 24Vdc 35W / 120-270V IP67 Classe II selv.	Power supply 24Vdc 35W / 120-270V IP67 Class II selv.	F990B23AZ00		
Alimentatore per installazione remota 24Vdc 50W / 120-240V IP67 Classe II selv.	Power supply for remote installation 24Vdc 50W / 120-240V IP67 Class II selv.	Aqua Aimer 3 / 4 / 5 *RF25755		
Alimentatore per installazione remota 24Vdc 70W / 220-240V IP67 Classe II selv.	Power supply for remote installation 24Vdc 70W / 220-240V IP67 Class II selv.	Aqua Aimer 3 / 4 / 5 *RF25749		

Aimer Aqua RGB: Accessori / Accessories

Picchetto per installazione a terra.

Ground spike.

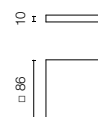
Aqua Aimer 1 / 3 / 4 / 5 RGB
FA136



Controller DMX a parete per scatole ad incasso (60mm interasse fori).

DMX controller; dimmer switch for recessed box (60mm hole centres).

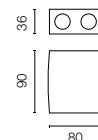
F990B10A000



Controller DMX stand-alone/interfaccia PC.

DMX controller; stand-alone/PC interface.

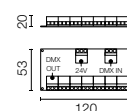
F990B11A000



DMX splitter 512 - dispositivo elettronico per rigenerare segnale DMX monodirezionale 1 Input e 7 output, 12-24 Vdc.

DMX splitter 512 - electronic device to regenerate the monodirectional DMX signal 1 Input and 7 output, 12-24Vdc.

F990B13A000



Cavo DMX schermato con impedenza costante 110 Ohm.

DMX cable - shielded twisted pair with 110 Ohm constant impedance.

F990B12A000

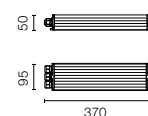


Aimer Aqua RGB: Driver / Drivers

Alimentatore con interfaccia DMX per apparecchi RGB 36W/220÷240V-3CH x 350mA (3CH x 10 x 1W) predisposizione DMX IP67 Classe I Selv Eq.

Power supply with DMX interface for RGB fixtures 36W/220÷240V-3CH x 350mA (3CH x 10 x 1W) DMX control allowed IP67 Class I Selv Eq.

*F990B22A000



Franco





Franco



Famiglia / Family

Franco 1



CoB Led
up to 24W
up to 1920 lm - 2700K/CRI 80
up to 2065 lm - 3000K/CRI 80
up to 2166 lm - 4000K/CRI 80

Power Led
up to 20W
up to 1506 lm - 2700K/CRI 80
up to 1619 lm - 3000K/CRI 80
up to 1698 lm - 4000K/CRI 80
2200K available on request.

Franco 2



CoB Led
up to 43W
up to 3143 lm - 2700K/CRI 80
up to 3380 lm - 3000K/CRI 80
up to 3465 lm - 4000K/CRI 80


Franco 3



CoB Led
up to 52W
up to 3757 lm - 2700K/CRI 80
up to 4040 lm - 3000K/CRI 80
up to 4142 lm - 4000K/CRI 80

Power Led
up to 43W
up to 3676 lm - 2700K/CRI 80
up to 3939 lm - 3000K/CRI 80
up to 4070 lm - 4000K/CRI 80
2200K available on request.

Colori / Colours



01 White



06 Grey



12 Forest Green



18 Deep Brown




30 Black

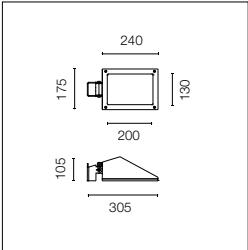






33 Anthracite





Famiglia di apparecchi di illuminazione con sorgente luminosa a LED orientabili a proiezione, predisposti per installazione a parete e a palo come testapalo. Disponibile in tre tagli dimensionali e in varie ottiche per dimensione, comprese ottiche stradali per applicazioni in contesto urbano. Corpo in alluminio pressofuso lega EN AB 47100 (a basso contenuto di rame) e riflettore in alluminio superpuro. Diffusore in vetro extrachiaro con bordo serigrafato fissato alla cornice attraverso un sistema di incollaggio robotizzato. Disponibile in differenti finiture con rivestimento a doppio strato di polveri e sottoposte a trattamento di conversione chimica superficiale per una elevata resistenza alla corrosione. Staffa di fissaggio in acciaio inox AISI 316L graduata per garantire una regolazione precisa della unità emittente e una orientabilità di 120° circa sull'asse verticale. L'apparecchio è dotato di un pressacavo in metallo. Per garantire la tenuta del pressacavo è consigliabile utilizzare cavi elettrici flessibili idonei all'impiego in ambienti esterni. Completano la gamma una serie completa di pali cilindrici di diverso diametro ed altezza da interrare o con base di fissaggio e tirafondi; nella versione Franco 1 braccio a parete dedicato per l'illuminazione in oggetto di insegne.

Family of tiltable projection luminaires with LED source for wall and post mounting. Available in three dimensions and with different light beams for every dimension, including optics for urban uses. Die cast aluminum body EN AB-47100 (with low copper content) and super pure aluminum reflector. Extraclear glass diffuser with silkscreen edge, attached to the frame with a robotic gluing system. Available in different finishes, with double-layered powder coating and chemical conversion surface treatment to ensure high corrosion resistance. AISI 316L stainless steel fixing bracket, graduated to guarantee precision in the adjustment of the emission unit and a tilting of approx. 120° on the vertical axis. Completed with a metal cable guide. To ensure the tightness of the cable guide it's recommended to use flexible electric cables suitable for exterior use. Completed with a series of cylinder posts in different diameters and heights that can be ground recessed or fixed with an anchor plate and lag screws. The MiniFranco version is equipped with a protruding arm for wall mounting and sign lighting.









Sorgente a LED inclusa. Alimentazione elettrica 220-240V ON/OFF integrata. Staffa di fissaggio inclusa. Dotato di pressacavo in metallo M16x1,5 (per cavi 4,5mm<ø<10mm) e connettore IP68. Per garantire la tenuta del pressacavo è consigliabile utilizzare cavi elettrici flessibili idonei all'impiego in ambienti esterni. Accessori opzionali: paletti; pali e relativi bracci per installazione come testapalo; braccio in aggetto a parete.

LED source included. Integrated electrical power supply 220-240V ON/OFF. Fixing bracket included. Equipped with a M16x1.5 cable guide (for 4.5mm<ø<10mm cables) and IP68 connector. To ensure the tightness of the cable guide it's recommended to use flexible electric cables suitable for exterior use. Optional accessories: posts; mounts and arms to install as a mast; protruding arm for wall mounting.

Symmetric Optic

CoB Led: 24W - 2856 lm ≠ OUTPUT 1920 lm - 2700K/CRI 80 - 220-240V / 24W - 3071 lm ≠ OUTPUT 2065 lm - 3000K/CRI 80 - 220-240V / 24W - 3221 lm ≠ OUTPUT 2166 lm - 4000K/CRI 80 - 220-240V

2700K

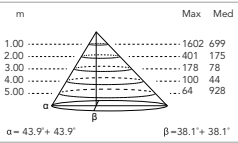
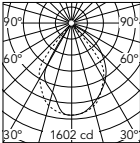
- FA162812301
- FA162812306
- FA162812312
- FA162812318
- FA162812330
- FA162812333

3000K

- FA162811301
- FA162811306
- FA162811312
- FA162811318
- FA162811330
- FA162811333

4000K

- FA162801301
- FA162801306
- FA162801312
- FA162801318
- FA162801330
- FA162801333



@ 3000K

Asymmetric Optic

CoB Led: 24W - 2856 lm ≠ OUTPUT 1506 lm - 2700K/CRI 80 - 220-240V / 24W - 3071 lm ≠ OUTPUT 1619 lm - 3000K/CRI 80 - 220-240V / 24W - 3221 lm ≠ OUTPUT 1698 lm - 4000K/CRI 80 - 220-240V

2700K

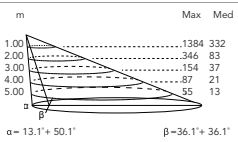
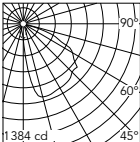
- FA162812401
- FA162812406
- FA162812412
- FA162812418
- FA162812430
- FA162812433

3000K

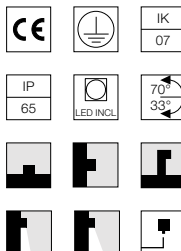
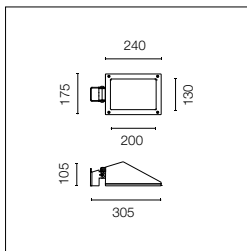

- FA162811401
- FA162811406
- FA162811412
- FA162811418
- FA162811430
- FA162811433

4000K

- FA162801401
- FA162801406
- FA162801412
- FA162801418
- FA162801430
- FA162801433



@ 3000K



Sorgente a LED inclusa. Alimentazione elettrica 220-240V ON/OFF integrata. Staffa di fissaggio inclusa. Dotato di pressacavo in metallo M16x1,5 (per cavi 4,5mm<ø<10mm). Per garantire la tenuta del pressacavo è consigliabile utilizzare cavi elettrici flessibili idonei all'impiego in ambienti esterni. Accessori opzionali: paletti; pali e relativi bracci per installazione come testapalo; braccio in aggetto a parete.

LED source included. Integrated electrical power supply 220-240V ON- OFF. Fixing bracket included. Equipped with a M16x1.5 cable guide (for 4.5mm<ø<10mm cables) and IP68 connector. To ensure the tightness of the cable guide it's recommended to use flexible electric cables suitable for exterior use. Optional accessories: posts; mounts and arms to install as a mast; protruding arm for wall mounting.

2200K disponibile su richiesta.

2200K available on request.

Optic Spot 10°

Power Led: 20W - 1776 lm ≠ OUTPUT 1371 lm - 2700K/CRI 80 - 220÷240V / 20W - 1914 lm ≠ OUTPUT 1486 lm - 3000K/CRI 80 - 220÷240V / 20W - 1987 lm ≠ OUTPUT 1543 lm - 4000K/CRI 80 - 220÷240V

2700K

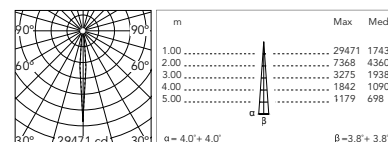
- FA161012201
- FA161012206
- FA161012212
- FA161012218
- FA161012230
- FA161012233

3000K

- FA161011201
- FA161011206
- FA161011212
- FA161011218
- FA161011230
- FA161011233

4000K

- FA162241201
- FA162241206
- FA162241212
- FA162241218
- FA162241230
- FA162241233



@ 3000K

Optic Medium 40°

Power Led: 20W - 1776 lm ≠ OUTPUT 1281 lm - 2700K/CRI 80 - 220÷240V / 20W - 1914 lm ≠ OUTPUT 1388 lm - 3000K/CRI 80 - 220÷240V / 20W - 1987 lm ≠ OUTPUT 1442 lm - 4000K/CRI 80 - 220÷240V

2700K

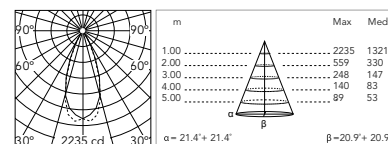
- FA161012301
- FA161012306
- FA161012312
- FA161012318
- FA161012330
- FA161012333

3000K

- FA161011301
- FA161011306
- FA161011312
- FA161011318
- FA161011330
- FA161011333

4000K

- FA162241301
- FA162241306
- FA162241312
- FA162241318
- FA162241330
- FA162241333



@ 3000K

Franco 1 / Ø 60mm - Poles

Con Base
Completo di aggancio testa palo fisso. Proiettore non orientabile

With Base
With fixed pole head hooking. Non-adjustable projector



H 500mm

- FA100501
- FA100506
- FA100512
- FA100518
- FA100530
- FA100533

H 900mm


- FA100901
- FA100906
- FA100912
- FA100918
- FA100930
- FA100933

H 2000mm

- FA11701
- FA11706
- FA11712
- FA11718
- FA11730
- FA11733

Da Interrare (+300 mm Interrati)

In-Ground (+300 mm Root)



H 500mm

- FA110501
- FA110506
- FA110512
- FA110518
- FA110530
- FA110533


H 900mm

- FA110901
- FA110906
- FA110912
- FA110918
- FA110930
- FA110933

Franco 1 / Ø 76mm - Poles

Con Base e Portella con Morsettiera.

With Base and Access Door.
With Terminal Block 4x1,5-16mmq.



H 3500mm


- FA24806
- FA24833

H 4500mm

- FA24906
- FA24933

Da Interrare (+500 mm Interrati) e Portella con Morsettiera

In-Ground (+500 mm Root) With Access Door
With Terminal Block 4x1,5-16mmq



H 3500mm

- FA25006
- FA25033

H 4500mm

- FA25106
- FA25133

Franco 1 / Ø 102mm - Poles

Con Base e Portella con Morsettiera.

With Base and Access Door .
With Terminal Block 4x1,5-16mmq.



H 4000mm


- FA414006
- FA414033

H 5000mm

- FA415006
- FA415033

Da Interrare (+500 mm Interrati) e Portella con Morsettiera

In-Ground (+500 mm Root) With Access Door
With Terminal Block 4x1,5-16mmq



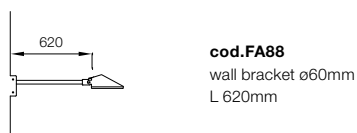
H 4000mm

- FA414506
- FA414533

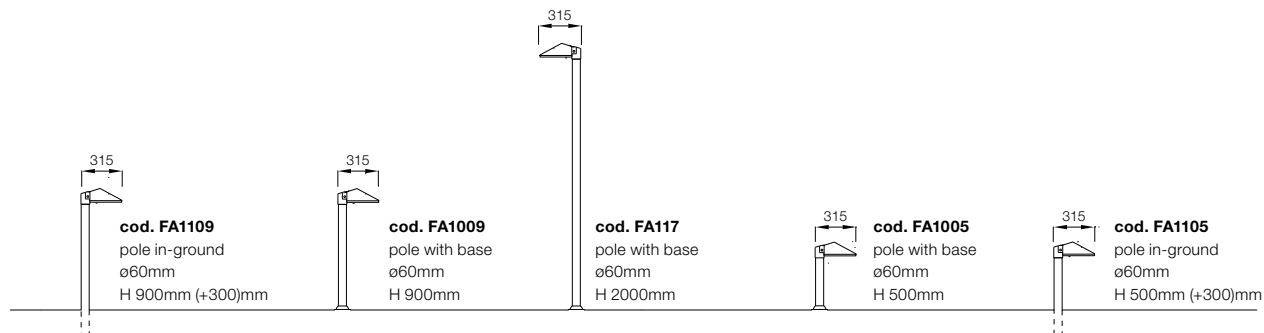
H 5000mm

- FA415506
- FA415533

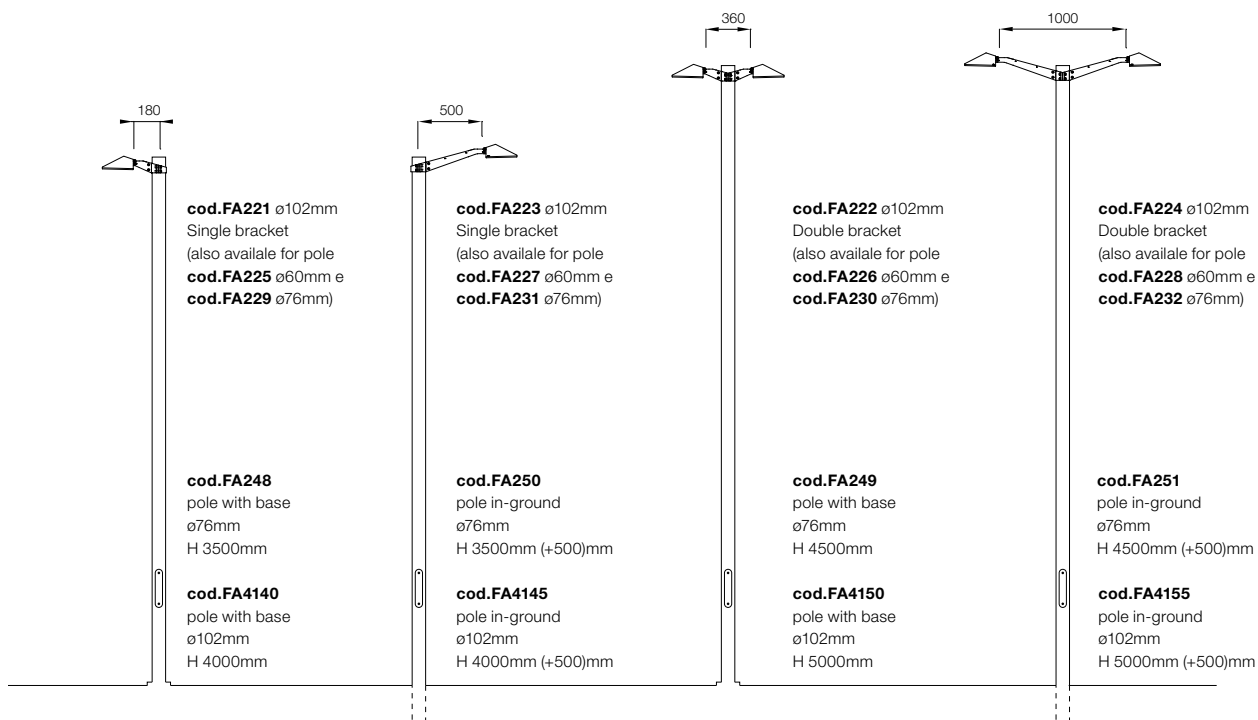
Proiettore a Parete Orientabile / Adjustable Projector on Wall




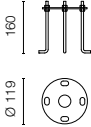

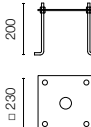

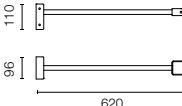

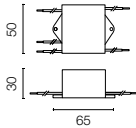
Proiettore a Palo Non Orientabile / Non-Adjustable Projector on Pole



Proiettore a Palo Orientabile / Adjustable Projector on Pole



Franco 1: Accessori / Accessories

Piastra tirafondi.	Base plate with bolt.	H: 500 / 900 / 2000mm FA243		
Piastra tirafondi.	Base plate with bolt.	H: 3500 / 4500mm with base FA116		
Braccio 620mm.	Wall bracket 620mm.	○ FA8801 ● FA8806 ● FA8812 ● FA8818 ● FA8830 ● FA8833		
Dispositivo di protezione per il sovraccarico. 275Vac. Corrente massima di scarica 10KA (8/29µs). Massima corrente operativa 5A. Adatto per la connessione in serie. IP66.	Surge protection device. 275Vac. Maximum discharge current 10KA (8/20µs). Maximum operating current 5A. Suitable for series connection. IP66.	F990E00A000		

Franco 1 Ø 60mm


Braccio singolo 180mm. Per palo Ø 60mm.	Single bracket 180mm. For pole Ø 60mm.	● FA22506 ● FA22533		
Braccio doppio 180mm Per palo Ø 60mm.	Double bracket 180mm. For pole Ø 60mm.	● FA22606 ● FA22633		
Braccio singolo 500mm. Per palo Ø 60mm.	Single bracket 500mm. For pole Ø 60mm.	● FA22706 ● FA22733		
Braccio doppio 500mm Per palo Ø 60mm.	Double bracket 500mm. For pole Ø 60mm.	● FA22806 ● FA22833		

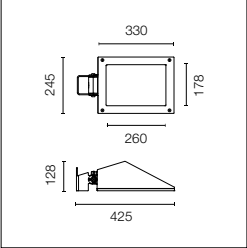
Franco 1 Ø 76mm




Braccio singolo 180mm. Per palo Ø 76mm.	Single bracket 180mm. For pole Ø 76mm.	● FA22906 ● FA22933		
Braccio doppio 180mm Per palo Ø 76mm.	Double bracket 180mm. For pole Ø 76mm.	● FA23006 ● FA23033		
Braccio singolo 500mm. Per palo Ø 76mm.	Single bracket 500mm. For pole Ø 76mm.	● FA23106 ● FA23133		
Braccio doppio 500mm Per palo Ø 76mm.	Double bracket 500mm. For pole Ø 76mm.	● FA23206 ● FA23233		




Franco 1 Ø 102mm




Braccio singolo 180mm. Per palo Ø 102mm.	Single bracket 180mm. For pole Ø 102mm.	● FA22106 ● FA22133		
Braccio doppio 180mm Per palo Ø 102mm.	Double bracket 180mm. For pole Ø 102mm.	● FA22206 ● FA22233		
Braccio singolo 500mm. Per palo Ø 102mm.	Single bracket 500mm. For pole Ø 102mm.	● FA22306 ● FA22333		
Braccio doppio 500mm Per palo Ø 102mm.	Double bracket 500mm. For pole Ø 102mm.	● FA22406 ● FA22433		
















Sorgente a LED inclusa. Alimentazione elettrica 220-240V ON/OFF integrata. Staffa di fissaggio inclusa. Dotato di pressacavo in metallo M16x1,5 (per cavi 4,5mm<ø<10mm). Per garantire la tenuta del pressacavo è consigliabile utilizzare cavi elettrici flessibili idonei all'impiego in ambienti esterni. Accessori opzionali: paletti; pali e relativi bracci per installazione come testapalo; braccio in oggetto a parete.

LED source included. Integrated electrical power supply 220-240V ON/OFF. Graduated fixing bracket included. Equipped with a M20x1.5 cable guide (for 7mm<ø<13mm cables) and IP68 connector. To ensure the tightness of the cable guide it's recommended to use flexible electric cables suitable for exterior use. Optional accessories: posts and arms for mast mounting.

Symmetric Optic

CoB Led: 43W - 5043 lm ≠ OUTPUT 3143 lm - 2700K/CRI 80 - 220÷240V / 43W - 5423 lm ≠ OUTPUT 3380 lm - 3000K/CRI 80 - 220÷240V / 43W - 5560 lm ≠ OUTPUT 3465 lm - 4000K/CRI 80 - 220÷240V

2700K

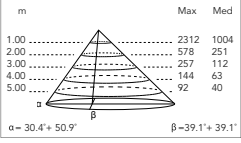
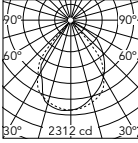
- FA962832301
- FA962832306
- FA962832312
- FA962832318
- FA962832330
- FA962832333

3000K

- FA962831301
- FA962831306
- FA962831312
- FA962831318
- FA962831330
- FA962831333

4000K

- FA962821301
- FA962821306
- FA962821312
- FA962821318
- FA962821330
- FA962821333



@ 3000K

Asymmetric Optic

CoB Led: 43W - 5043 lm ≠ OUTPUT 2648 lm - 2700K/CRI 80 - 220÷240V / 43W - 5423 lm ≠ OUTPUT 2847 lm - 3000K/CRI 80 - 220÷240V / 43W - 5560 lm ≠ OUTPUT 2919 lm - 4000K/CRI 80 - 220÷240V

2700K

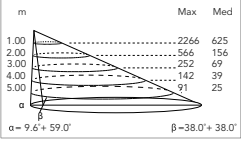
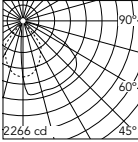
- FA962832401
- FA962832406
- FA962832412
- FA962832418
- FA962832430
- FA962832433

3000K

- FA962831401
- FA962831406
- FA962831412
- FA962831418
- FA962831430
- FA962831433

4000K

- FA962821401
- FA962821406
- FA962821412
- FA962821418
- FA962821430
- FA962821433



@ 3000K


Franco 2 / Ø 76mm - Poles

Con Base e Portella con Morsettiera.
With Base and Access Door .
With Terminal Block 4x1,5-16mmq.



- H 3500mm**
- FA24806
 - FA24833
- H 4500mm**
- FA24906
 - FA24933

Da Interrare (+500 mm Interrati) e Portella con Morsettiera
In-Ground (+500 mm Root) With Access Door
With Terminal Block 4x1,5-16mmq



- H 3500mm**
- FA25006
 - FA25033
- H 4500mm**
- FA25106
 - FA25133


Franco 2 / Ø 102mm - Poles

Con Base e Portella con Morsettiera.
With Base and Access Door .
With Terminal Block 4x1,5-16mmq.



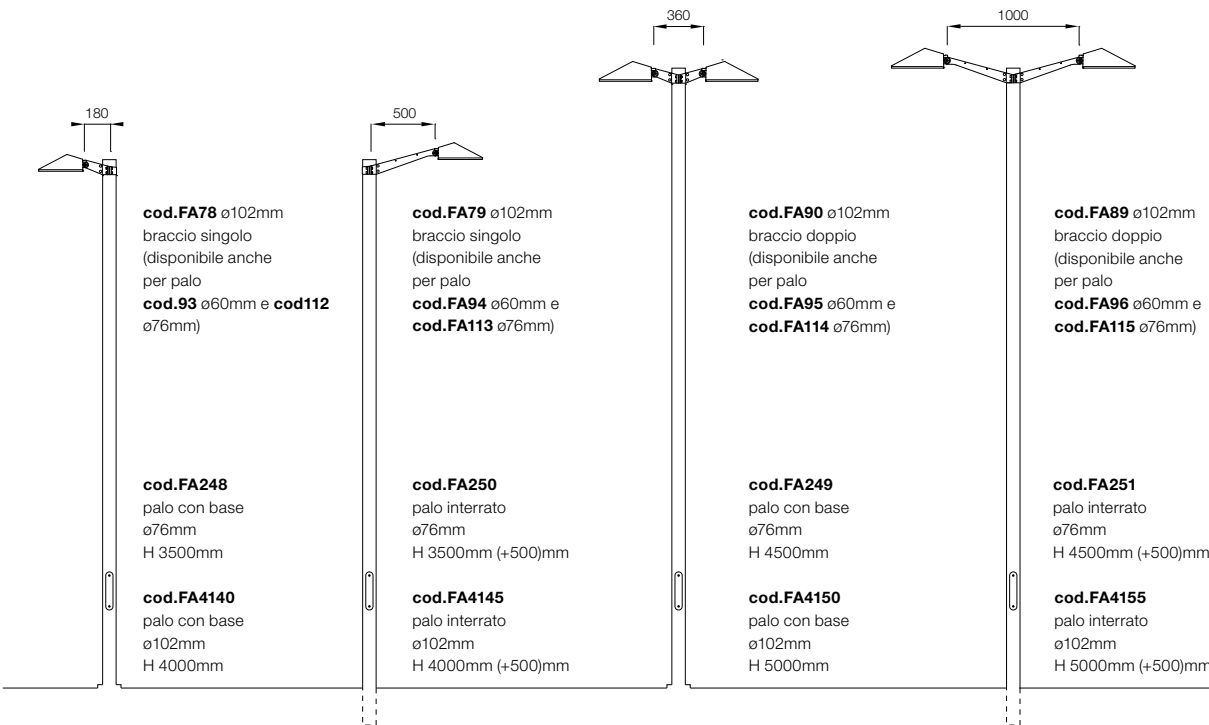
- H 4000mm**
- FA414006
 - FA414033
- H 5000mm**
- FA415006
 - FA415033

Da Interrare (+500 mm Interrati) e Portella con Morsettiera
In-Ground (+500 mm Root) With Access Door
With Terminal Block 4x1,5-16mmq


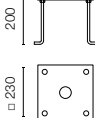



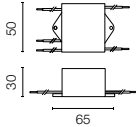
- H 4000mm**
- FA414506
 - FA414533
- H 5000mm**
- FA415506
 - FA415533

Installation scheme: Franco 2


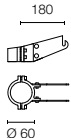



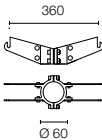
Franco 2: Accessori / Accessories

Piastra tirafondi.	Base plate with bolt.	FA116		
--------------------	-----------------------	-------	---	---


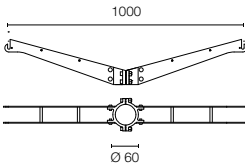
Dispositivo di protezione per il sovraccarico. 275Vac. Corrente massima di scarica 10KA (8/29µs). Massima corrente operativa 5A. Adatto per la connessione in serie. IP66.	Surge protection device. 275Vac. Maximum discharge current 10KA (8/20µs). Maximum operating current 5A. Suitable for series connection. IP66.	CoB LED F990E00A000		
--	---	------------------------	---	---

Franco 2 Ø 60mm

Braccio singolo 180mm. Per palo Ø 60mm.	Single bracket 180mm. For pole Ø 60mm.	● FA9306 ● FA9333		
--	---	----------------------	---	---

Braccio doppio 180mm Per palo Ø 60mm.	Double bracket 180mm. For pole Ø 60mm.	● FA9506 ● FA9533		
--	---	----------------------	---	---

Braccio singolo 500mm. Per palo Ø 60mm.	Single bracket 500mm. For pole Ø 60mm.	● FA9406 ● FA9433		
--	---	----------------------	--	--

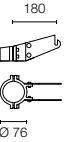
Braccio doppio 500mm Per palo Ø 60mm.	Double bracket 500mm. For pole Ø 60mm.	● FA9606 ● FA9633		
--	---	----------------------	--	---

Franco 2 Ø 76mm

Braccio singolo 180mm.
Per palo Ø 76mm.

Single bracket 180mm.
For pole Ø 76mm.

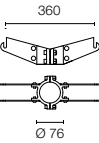
● FA11206
● FA11233



Braccio doppio 180mm
Per palo Ø 76mm.

Double bracket 180mm.
For pole Ø 76mm.

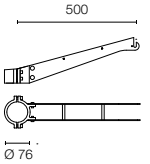
● FA11406
● FA11433



Braccio singolo 500mm.
Per palo Ø 76mm.

Single bracket 500mm.
For pole Ø 76mm.

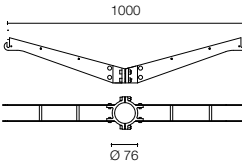
● FA11306
● FA11333



Braccio doppio 500mm
Per palo Ø 76mm.

Double bracket 500mm.
For pole Ø 76mm.

● FA11506
● FA11533

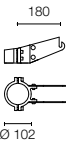


Franco 2 Ø 102mm

Braccio singolo 180mm.
Per palo Ø 102mm.

Single bracket 180mm.
For pole Ø 102mm.

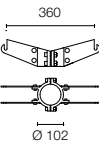
● FA7806
● FA7833



Braccio doppio 180mm
Per palo Ø 102mm.

Double bracket 180mm.
For pole Ø 102mm.

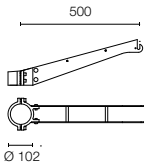
● FA9006
● FA9033



Braccio singolo 500mm.
Per palo Ø 102mm.

Single bracket 500mm.
For pole Ø 102mm.

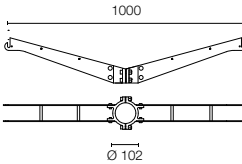
● FA7906
● FA7933




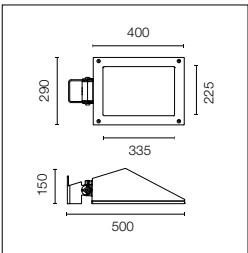
Braccio doppio 500mm
Per palo Ø 102mm.








Double bracket 500mm.
For pole Ø 102mm.

● FA8906
● FA8933









Sorgente a LED inclusa. Alimentazione elettrica 220-240V ON/OFF integrata. Staffa di fissaggio inclusa. Dotato di pressacavo in metallo M16x1,5 (per cavi 4,5mm<ø<10mm). Per garantire la tenuta del pressacavo è consigliabile utilizzare cavi elettrici flessibili idonei all'impiego in ambienti esterni. Accessori opzionali: paletti; pali e relativi bracci per installazione come testapalo; braccio in oggetto a parete.

LED source included. Integrated electrical power supply 220-240V ON/OFF. Graduated fixing bracket included. Equipped with a M20x1.5 cable guide (for 7mm<ø<13mm cables) and IP68 connector. To ensure the tightness of the cable guide it's recommended to use flexible electric cables suitable for exterior use. Optional accessories: posts and arms for mast mounting.

Symmetric Optic

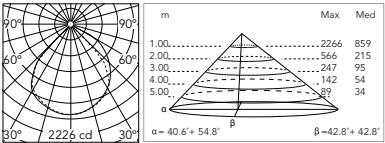
CoB Led: 52W - 5847 lm ≠ OUTPUT 3757 lm - 2700K/CRI 80 - 220÷240V / 52W - 6287 lm ≠ OUTPUT 4040 lm - 3000K/CRI 80 - 220÷240V / 52W - 6446 lm ≠ OUTPUT 4142 lm - 4000K/CRI 80 - 220÷240V

- 2700K**

 - FA972842301
 - FA972842306
 - FA972842312
 - FA972842318
 - FA972842330
 - FA972842333
- 3000K**

 - FA972851301
 - FA972851306
 - FA972851312
 - FA972851318
 - FA972851330
 - FA972851333
- 4000K**

 - FA972841301
 - FA972841306
 - FA972841312
 - FA972841318
 - FA972841330
 - FA972841333



@ 3000K

Asymmetric Optic

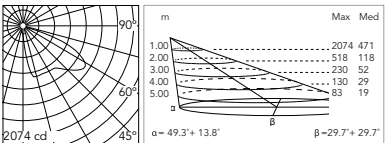
CoB Led: 52W - 5847 lm ≠ OUTPUT 3072 lm - 2700K/CRI 80 - 220÷240V / 52W - 6287 lm ≠ OUTPUT 3303 lm - 3000K/CRI 80 - 220÷240V / 52W - 6446 lm ≠ OUTPUT 3386 lm - 4000K/CRI 80 - 220÷240V

- 2700K**

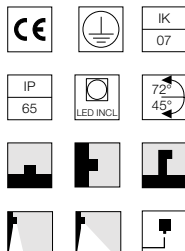
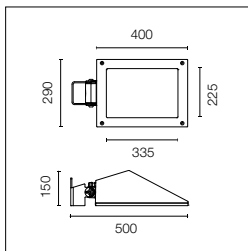
 - FA942842401
 - FA942842406
 - FA942842412
 - FA942842418
 - FA942842430
 - FA942842433
- 3000K**

 - FA942851401
 - FA942851406
 - FA942851412
 - FA942851418
 - FA942851430
 - FA942851433
- 4000K**

 - FA972841401
 - FA972841406
 - FA972841412
 - FA972841418
 - FA972841430
 - FA972841433



@ 3000K



Sorgente a LED inclusa. Alimentazione elettrica 220-240V ON/OFF integrata. Staffa di fissaggio inclusa. Dotato di pressacavo in metallo M16x1,5 (per cavi 4,5mmϕ<10mm). Per garantire la tenuta del pressacavo è consigliabile utilizzare cavi elettrici flessibili idonei all'impiego in ambienti esterni. Accessori opzionali: paletti; pali e relativi bracci per installazione come testapalo; braccio in aggetto a parete.

LED source included. Integrated electrical power supply 220-240V ON/OFF. Graduated fixing bracket included. Equipped with a M20x1.5 cable guide (for 7mmϕ<13mm cables) and IP68 connector. To ensure the tightness of the cable guide it's recommended to use flexible electric cables suitable for exterior use. Optional accessories: posts and arms for mast mounting.

Asymmetric Optic

Power Led: 43W - 5775 lm \neq OUTPUT 3676 lm - 2700K/CRI 80 - 220÷240V / 43W - 5589 lm \neq OUTPUT 3939 lm - 3000K/CRI 80 - 220÷240V / 43W - 5216 lm \neq OUTPUT 4070 lm - 4000K/CRI 80 - 220÷240V

2700K

Non Dimmable

- FA972472301
- FA972472306
- FA972472312
- FA972472318
- FA972472330
- FA972472333
- 1-10V
- FA972472301-310
- FA972472306-310
- FA972472312-310
- FA972472318-310
- FA972472330-310
- FA972472333-310
- Dali
- FA972472301-300
- FA972472306-300
- FA972472312-300
- FA972472318-300
- FA972472330-300
- FA972472333-300

3000K

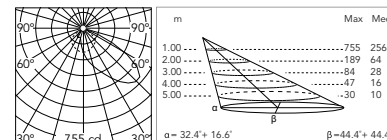
Non Dimmable

- FA972481301
- FA972481306
- FA972481312
- FA972481318
- FA972481330
- FA972481333
- 1-10V
- FA972481301-310
- FA972481306-310
- FA972481312-310
- FA972481318-310
- FA972481330-310
- FA972481333-310
- Dali
- FA972481301-300
- FA972481306-300
- FA972481312-300
- FA972481318-300
- FA972481330-300
- FA972481333-300

4000K

Non Dimmable

- FA972471301
- FA972471306
- FA972471312
- FA972471318
- FA972471330
- FA972471333
- 1-10V
- FA972471301-310
- FA972471306-310
- FA972471312-310
- FA972471318-310
- FA972471330-310
- FA972471333-310
- Dali
- FA972471301-300
- FA972471306-300
- FA972471312-300
- FA972471318-300
- FA972471330-300
- FA972471333-300



@ 3000K

Street Light Optic

Power Led: 43W - 5775 lm \neq OUTPUT 3130 lm - 2700K/CRI 80 - 220÷240V / 43W - 5589 lm \neq OUTPUT 3354 lm - 3000K/CRI 80 - 220÷240V / 43W - 5216 lm \neq OUTPUT 3466 lm - 4000K/CRI 80 - 220÷240V

2700K

Non Dimmable

- FA972472401
- FA972472406
- FA972472412
- FA972472418
- FA972472430
- FA972472433
- 1-10V
- FA972472401-310
- FA972472406-310
- FA972472412-310
- FA972472418-310
- FA972472430-310
- FA972472433-310
- Dali
- FA972472401-300
- FA972472406-300
- FA972472412-300
- FA972472418-300
- FA972472430-300
- FA972472433-300

3000K

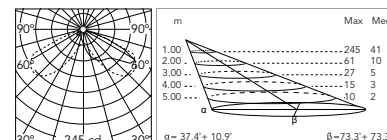
Non Dimmable

- FA972481401
- FA972481406
- FA972481412
- FA972481418
- FA972481430
- FA972481433
- 1-10V
- FA972481401-310
- FA972481406-310
- FA972481412-310
- FA972481418-310
- FA972481430-310
- FA972481433-310
- Dali
- FA972481401-300
- FA972481406-300
- FA972481412-300
- FA972481418-300
- FA972481430-300
- FA972481433-300

4000K

Non Dimmable

- FA972471401
- FA972471406
- FA972471412
- FA972471418
- FA972471430
- FA972471433
- 1-10V
- FA972471401-310
- FA972471406-310
- FA972471412-310
- FA972471418-310
- FA972471430-310
- FA972471433-310
- Dali
- FA972471401-300
- FA972471406-300
- FA972471412-300
- FA972471418-300
- FA972471430-300
- FA972471433-300



@ 3000K

Franco 3 / Ø 76mm - Poles

Con Base e Portella con Morsettiera.


With Base and Access Door .
With Terminal Block 4x1,5-16mmq.

Da Interrare (+500 mm Interrati) e Portella con Morsettiera

In-Ground (+500 mm Root) With Access Door
With Terminal Block 4x1,5-16mmq



- H 3500mm**
 - FA24806
 - FA24833
- H 4500mm**
 - FA24906
 - FA24933



- H 3500mm**
 - FA25006
 - FA25033
- H 4500mm**
 - FA25106
 - FA25133

Franco 3 / Ø 102mm - Poles

Con Base e Portella con Morsettiera.


With Base and Access Door .
With Terminal Block 4x1,5-16mmq.

Da Interrare (+500 mm Interrati) e Portella con Morsettiera

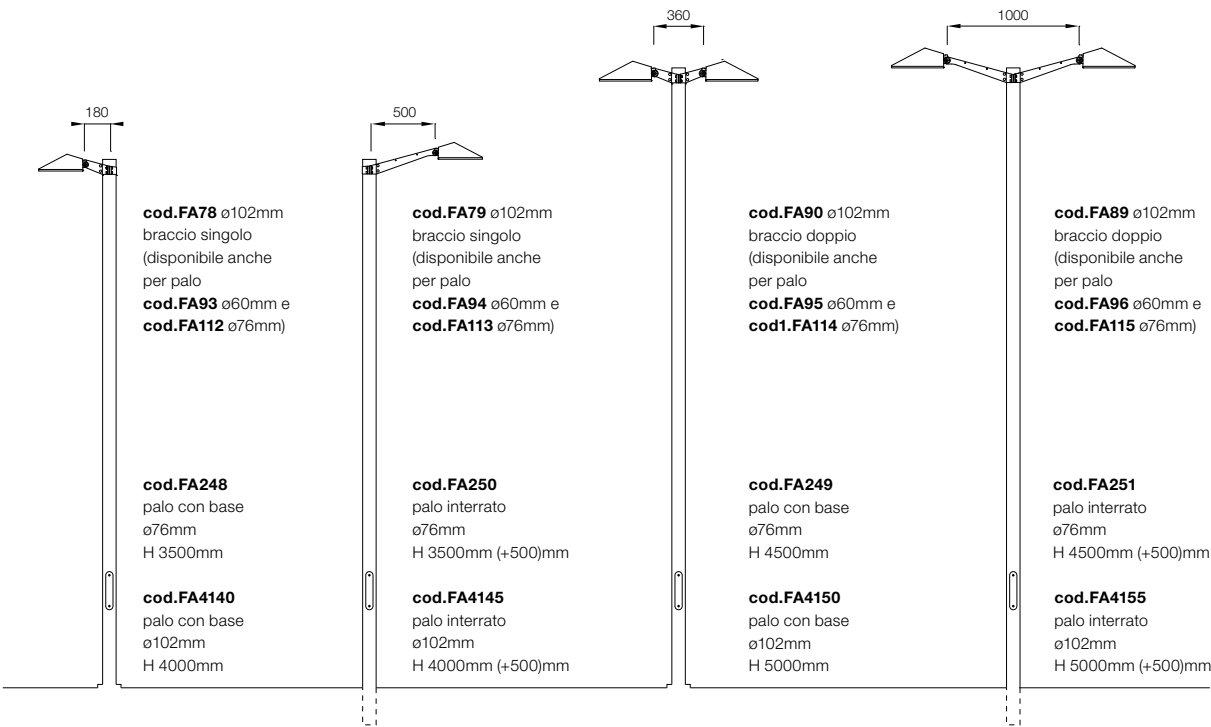
In-Ground (+500 mm Root) With Access Door
With Terminal Block 4x1,5-16mmq




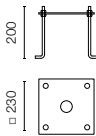

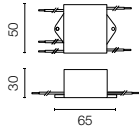
- H 4000mm**
 - FA414006
 - FA414033
- H 5000mm**
 - FA415006
 - FA415033



- H 4000mm**
 - FA414506
 - FA414533
- H 5000mm**
 - FA415506
 - FA415533



Franco 3: Accessori / Accessories

Piastra tirafondi.	Base plate with bolt.	FA116		
Dispositivo di protezione per il sovraccarico. 275Vac. Corrente massima di scarica 10KA (8/29µs). Massima corrente operativa 5A. Adatto per la connessione in serie. IP66.	Surge protection device. 275Vac. Maximum discharge current 10KA (8/20µs). Maximum operating current 5A. Suitable for series connection. IP66.	CoB LED / Power LED F990E00A000		

Franco 3 Ø 60mm

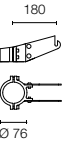
Braccio singolo 180mm. Per palo Ø 60mm.	Single bracket 180mm. For pole Ø 60mm.	● FA9306 ● FA9333		
Braccio doppio 180mm Per palo Ø 60mm.	Double bracket 180mm. For pole Ø 60mm.	● FA9506 ● FA9533		
Braccio singolo 500mm. Per palo Ø 60mm.	Single bracket 500mm. For pole Ø 60mm.	● FA9406 ● FA9433		
Braccio doppio 500mm Per palo Ø 60mm.	Double bracket 500mm. For pole Ø 60mm.	● FA9606 ● FA9633		

Franco 3 Ø 76mm

Braccio singolo 180mm.
Per palo Ø 76mm.

Single bracket 180mm.
For pole Ø 76mm.

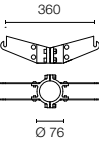
● FA11206
● FA11233



Braccio doppio 180mm
Per palo Ø 76mm.

Double bracket 180mm.
For pole Ø 76mm.

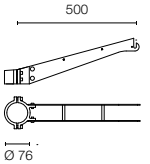
● FA11406
● FA11433



Braccio singolo 500mm.
Per palo Ø 76mm.

Single bracket 500mm.
For pole Ø 76mm.

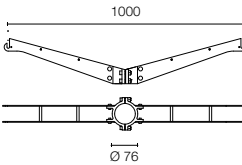
● FA11306
● FA11333



Braccio doppio 500mm
Per palo Ø 76mm.

Double bracket 500mm.
For pole Ø 76mm.

● FA11506
● FA11533

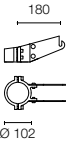


Franco 3 Ø 102mm

Braccio singolo 180mm.
Per palo Ø 102mm.

Single bracket 180mm.
For pole Ø 102mm.

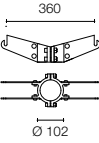
● FA7806
● FA7833



Braccio doppio 180mm
Per palo Ø 102mm.

Double bracket 180mm.
For pole Ø 102mm.

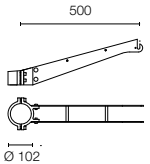
● FA9006
● FA9033



Braccio singolo 500mm.
Per palo Ø 102mm.

Single bracket 500mm.
For pole Ø 102mm.

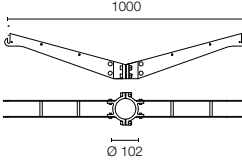
● FA7906
● FA7933



Braccio doppio 500mm
Per palo Ø 102mm.

Double bracket 500mm.
For pole Ø 102mm.

● FA8906
● FA8933



Perseo





Perseo





Famiglia / Family

Perseo 1



Power Led
up to 7W
up to 373 lm - 2700K/CRI 80
up to 401 lm - 3000K/CRI 80
up to 427 lm - 4000K/CRI 80
[2200K available on request.](#)

Mid-Power Led
up to 9W
up to 435 lm - 2700K/CRI 80
up to 468 lm - 3000K/CRI 80
up to 491 lm - 4000K/CRI 80

Perseo 2



Power Led
up to 12W
up to 866 lm - 2700K/CRI 80
up to 963 lm - 3000K/CRI 80
up to 984 lm - 4000K/CRI 80
[2200K available on request.](#)

Mid-Power Led
up to 11W
up to 580 lm - 2700K/CRI 80
up to 624 lm - 3000K/CRI 80
up to 655 lm - 4000K/CRI 80

Perseo 3



Power Led
up to 20W
up to 1559 lm - 2700K/CRI 80
up to 1732 lm - 3000K/CRI 80
up to 1771 lm - 4000K/CRI 80
[2200K available on request.](#)


Perseo 4



Power Led
up to 53W
up to 3989 lm - 2700K/CRI 80
up to 4332 lm - 3000K/CRI 80
up to 4533 lm - 4000K/CRI 80
[2200K available on request.](#)

RGB - Power Led
up to 40W + 220-240V
DMX interface.

Colori / Colours



01 White



06 Grey



12 Forest Green



18 Deep Brown



30 Black



33 Anthracite

Famiglia completa di apparecchi di illuminazione con sorgente luminosa a LED orientabili a proiezione, predisposti per installazione a parete, a palo come testapalo, a soffitto e a terra con picchetto da ordinare separatamente. Disponibile in quattro tagli dimensionali e in varie ottiche per dimensione, comprese ottiche stradali per applicazioni in contesto urbano. Corpo in alluminio pressofuso lega EN AB 47100 (a basso contenuto di rame) e riflettore in alluminio superpuro. Diffusore in vetro extrachiaro o sabbiato con bordo serigrafato fissato alla cornice attraverso un sistema di incollaggio robotizzato. Disponibile in differenti finiture con rivestimento a doppio strato di polveri e sottoposte a trattamento di conversione chimica superficiale per una elevata resistenza alla corrosione. Staffa di fissaggio in acciaio inox AISI 316L verniciata della stessa finitura del corpo apparecchio.

Perseo 1 / Perseo 2

Apparecchi orientabili a proiezione, predisposti per installazione a parete, a soffitto e a terra, disponibili in tre fasci di apertura: spot, medium (vetro trasparente) e diffuso (vetro sabbiato). L'apparecchio è dotato di uno spezzone di cavo uscente in neoprene e kit con connettori crimp e guaina termorestringente adesiva per connessione a tenuta stagna. La staffa di fissaggio in acciaio inox AISI 316L permette una orientabilità di 180° circa sull'asse verticale. Completano la gamma gli accessori opzionali picchetto per installazione a terra, paletti per installazione come bollard e bracci a parete dedicati per l'illuminazione in oggetto di insegne. Nei paletti e nei bracci sono inclusi i connettori IP68 per il cablaggio facile e sicuro.

Perseo 3 / Perseo 4

Apparecchi orientabili a proiezione, predisposti per installazione a parete, a palo come testapalo, a soffitto e a terra, disponibili in quattro fasci di apertura: spot, medium, asimmetrico e ottica stradale per inserimento in contesto urbano. L'apparecchio è dotato di un pressacavo in metallo. Per garantire la tenuta del pressacavo è consigliabile utilizzare cavi elettrici flessibili idonei all'impiego in ambienti esterni. La staffa di fissaggio in acciaio inox AISI 316L è graduata per garantire una regolazione precisa della unità emittente e una orientabilità di 150° circa sull'asse verticale. Completano la gamma gli accessori opzionali: paletti per installazione come bollard; bracci a parete dedicati per l'illuminazione in oggetto di insegne (nei paletti e nei bracci sono inclusi i connettori IP68 per il cablaggio facile e sicuro); una serie completa di pali cilindrici di diverso diametro ed altezza da interrare o con base di fissaggio e tirafondi; bracci singoli e doppi di due lunghezze per pali di differenti diametri; visiera wall-washer e ghiera anti-vandalo. Disponibile per Perseo 4 la versione RGB per la creazione di scenografie luminose colorate.

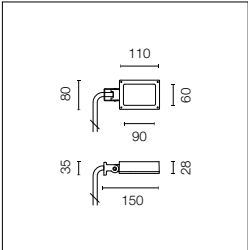

Complete family of tiltable projection luminaires with LED source, designed for wall, post, ceiling and ground mounting with a metal nail that needs to be ordered separately. Available in four dimensions and with different light beams for every dimension, including optics for urban uses. Die cast aluminum body EN AB-47100 (with low copper content) and super pure aluminum reflector. Extraclear or frosted glass diffuser with silkscreen edge, attached to the frame with a robotic gluing system. Available in different finishes, with double-layered powder coating and chemical conversion surface treatment to ensure high corrosion resistance. AISI 316L stainless steel fixing bracket with the same finish as the luminaire body.





Perseo 1 / Perseo 2





Tiltable projection luminaires for wall, ceiling, and ground mounting. Three beam angles available: slim, medium (transparent glass) and diffused (frosted glass). Equipped with a protruding section of neoprene cable and a kit with crimpable connectors and adhesive heat-shrinkable sleeves that guarantee the tightness of the connection. The AISI 316L stainless steel fixing bracket allows for a tilting of approx. 180° on the vertical axis. The range is completed with the following optional accessories: ground spike; feet to install the luminaire as a bollard; and protruding arms for sign lighting. The feet and arms include IP68 connectors to guarantee an easy and safe cabling.

Perseo 3 / Perseo 4

Tiltable projection luminaires for wall, post, ceiling, and ground mounting. Four beam angles available: slim, medium, asymmetrical, and urban optics. Equipped with a metal cable guide. To ensure the tightness of the cable guide it's recommended to use flexible electric cables suitable for exterior use. AISI316L stainless steel fixing bracket, graduated to guarantee precision in the adjustment of the emission unit and a tilting of approx. 150° on the vertical axis. The range is completed with the following optional accessories: feet to install the luminaire as a bollard; arms for wall mounting, suitable for sign lighting at a distance (the feet and arms include IP68 connectors for an easy and safe cabling); a complete series of cylinder feet in different diameters and heights to be ground recessed or fixed with anchor plates and lag screws; single and double arms in two lengths for posts with different diameters, wall-washer visor and anti-vandalism protection lid. The Perseo 4 model is completed with the RGB version to create sceneries with colored light.







Sorgente a LED inclusa. Alimentazione elettrica 100-240V ON/OFF integrata. Staffa di fissaggio inclusa. Dotato di spezzone di cavo uscente in neoprene 700 mm e kit con connettori crimp e guaina termorestringente adesiva per connessione a tenuta stagna. Accessori opzionali: picchetto per installazione a terra; paletti per installazione a terra e bracci per installazione a parete (incluso connettore IP68). Vetro trasparente extrachiaro.

LED source included. Integrated electrical power supply 100-240V ON- OFF. Fixing bracket included. Equipped with a 700 mm protruding section of neoprene cable and a kit with crimpable connectors and adhesive heat-shrinkable sleeves that guarantee the tightness of the connection. Optional accessories: ground spike; feet for ground mounting and arms for wall mounting (IP68 connector included). Extraclear transparent glass.

2200K disponibile su richiesta. 2200K available on request.

Optic Narrow Spot 8°

Power LED: 7W - 398 lm ≠ OUTPUT 373 lm - 2700K/CRI 80 - 100-240V / 7W - 428 lm ≠ OUTPUT 401 lm - 3000K/CRI 80 - 100-240V / 7W - 456 lm ≠ OUTPUT 427 lm - 4000K/CRI 80 - 100-240V

2700K

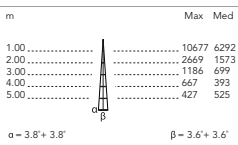
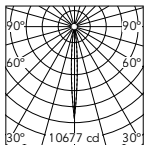
- FA52514001.A
- FA52514006.A
- FA52514012.A
- FA52514018.A
- FA52514030.A
- FA52514033.A

3000K

- FA52501301.A
- FA52501306.A
- FA52501312.A
- FA52501318.A
- FA52501330.A
- FA52501333.A

4000K

- FA52501201.A
- FA52501206.A
- FA52501212.A
- FA52501218.A
- FA52501230.A
- FA52501233.A



@ 4000K

Optic Medium 40°

Power LED: 7W - 398 lm ≠ OUTPUT 332 lm - 2700K/CRI 80 - 100-240V / 7W - 428 lm ≠ OUTPUT 357 lm - 3000K/CRI 80 - 100-240V / 7W - 456 lm ≠ OUTPUT 381 lm - 4000K/CRI 80 - 100-240V

2700K

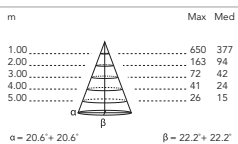
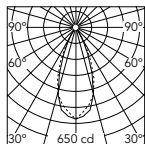
- FA52514201.A
- FA52514206.A
- FA52514212.A
- FA52514218.A
- FA52514230.A
- FA52514233.A

3000K

- FA52502301.A
- FA52502306.A
- FA52502312.A
- FA52502318.A
- FA52502330.A
- FA52502333.A

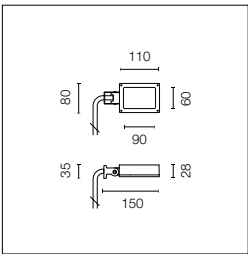

4000K





- FA52502201.A
- FA52502206.A
- FA52502212.A
- FA52502218.A
- FA52502230.A
- FA52502233.A







@ 4000K

Perseo 1 Opal







Sorgente a LED inclusa. Alimentazione elettrica 100-240V ON/OFF integrata. Staffa di fissaggio inclusa. Dotato di spezzone di cavo uscente in neoprene 700 mm e kit con connettori crimp e guaina termorestringente adesiva per connessione a tenuta stagna. Accessori opzionali: picchetto per installazione a terra; paletti per installazione a terra e bracci per installazione a parete (incluso connettore IP68). Vetro sabbato.

LED source included. Integrated electrical power supply 100-240V ON- OFF. Fixing bracket included. Equipped with a 700 mm protruding section of neoprene cable and a kit with crimpable connectors and adhesive heat-shrinkable sleeves that guarantee the tightness of the connection. Optional accessories: ground spike; feet for ground mounting and arms for wall mounting (IP68 connector included). Frosted glass.

Diffused Light

Mid-Power LED: 9W - 836 lm ≠ OUTPUT 435 lm - 2700K/CRI 80 - 100-240V / 9W - 899 lm ≠ OUTPUT 468 lm - 3000K/CRI 80 - 100-240V / 9W - 943 lm ≠ OUTPUT 491 lm - 4000K/CRI 80 - 100-240V

2700K

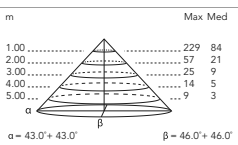
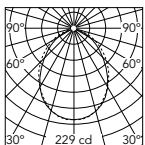
- FA52514401.A
- FA52514406.A
- FA52514412.A
- FA52514418.A
- FA52514430.A
- FA52514433.A

3000K

- FA52500301.A
- FA52500306.A
- FA52500312.A
- FA52500318.A
- FA52500330.A
- FA52500333.A


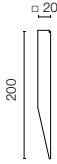

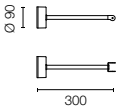

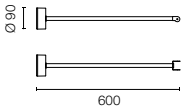

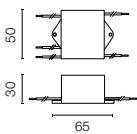
4000K

- FA52500201.A
- FA52500206.A
- FA52500212.A
- FA52500218.A
- FA52500230.A
- FA52500233.A

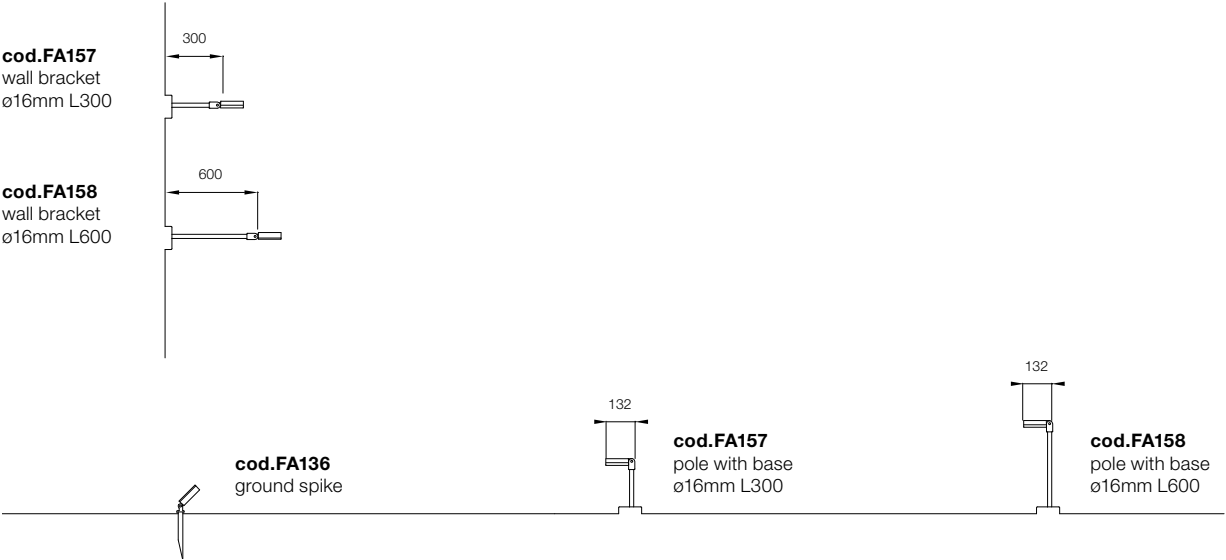



@ 4000K

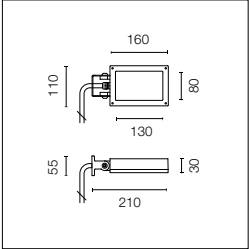
Perseo 1: Accessori / Accessories









Picchetto per installazione a terra.	Ground spike.	FA136		
Braccio / Palo 300mm.	Wall bracket / Pole 300mm.	<div><div>○ FA15701</div><div>● FA15706</div><div>● FA15712</div><div>● FA15718</div><div>● FA15730</div><div>● FA15733</div></div>		
Braccio / Palo 600mm.	Wall bracket / Pole 600mm.	<div><div>○ FA15801</div><div>● FA15806</div><div>● FA15812</div><div>● FA15818</div><div>● FA15830</div><div>● FA15833</div></div>		
Dispositivo di protezione per il sovraccarico. 275Vac. Corrente massima di scarica 10KA (8/29µs). Massima corrente operativa 5A. Adatto per la connessione in serie. IP66.	Surge protection device. 275Vac. Maximum discharge current 10KA (8/20µs). Maximum operating current 5A. Suitable for series connection. IP66.	F990E00A000		

Installation scheme: Perseo 1









Sorgente a LED inclusa. Alimentazione elettrica 220-240V ON/OFF integrata. Staffa di fissaggio inclusa. Dotato di spezzone di cavo uscente in neoprene 700 mm e kit con connettori crimp e guaina termorestringente adesiva per connessione a tenuta stagna. Accessori opzionali: picchetto per installazione a terra; paletti per installazione a terra e bracci per installazione a parete (incluso connettore IP68). Vetro trasparente extrachiaro.

LED source included. Integrated electrical power supply 220-240V ON- OFF. Fixing bracket included. Equipped with a 700 mm protruding section of neoprene cable and a kit with crimpable connectors and adhesive heat-shrinkable sleeves that guarantee the tightness of the connection. Optional accessories: ground spike; feet for ground mounting and arms for wall mounting (IP68 connector included). Extraclear transparent glass.

2200K disponibile su richiesta.

2200K available on request.

Optic Spot 13°

Power Led: 12W - 1256 lm ≠ OUTPUT 866 lm - 2700K/CRI 80 - 220-240V / 12W - 1395 lm ≠ OUTPUT 963 lm - 3000K/CRI 80 - 220-240V / 12W - 1465 lm ≠ OUTPUT 984 lm - 4000K/CRI 80 - 220-240V

2700K

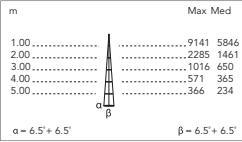
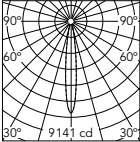
- FA52514601
- FA52514606
- FA52514612
- FA52514618
- FA52514630
- FA52514633

3000K

- FA52504301
- FA52504306
- FA52504312
- FA52504318
- FA52504330
- FA52504333

4000K

- FA52504201
- FA52504206
- FA52504212
- FA52504218
- FA52504230
- FA52504233



@ 4000K

Optic Medium 42°

Power Led: 12W - 1256 lm ≠ OUTPUT 745 lm - 2700K/CRI 80 - 220-240V / 12W - 1395 lm ≠ OUTPUT 828 lm - 3000K/CRI 80 - 220-240V / 12W - 1465 lm ≠ OUTPUT 846 lm - 4000K/CRI 80 - 220-240V

2700K

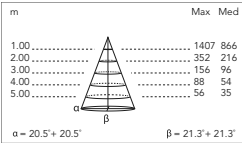
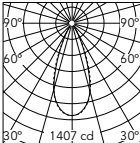
- FA52514801
- FA52514806
- FA52514812
- FA52514818
- FA52514830
- FA52514833

3000K

- FA52505301
- FA52505306
- FA52505312
- FA52505318
- FA52505330
- FA52505333


4000K

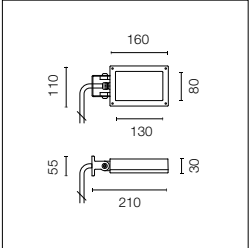
- FA52505201
- FA52505206
- FA52505212
- FA52505218
- FA52505230
- FA52505233











@ 4000K

Perseo 2 Opal







Sorgente a LED inclusa. Alimentazione elettrica 220-240V ON/OFF integrata. Staffa di fissaggio inclusa. Dotato di spezzone di cavo uscente in neoprene 700 mm e kit con connettori crimp e guaina termorestringente adesiva per connessione a tenuta stagna. Accessori opzionali: picchetto per installazione a terra; paletti per installazione a terra e bracci per installazione a parete (incluso connettore IP68). Vetro sabbiato.

LED source included. Integrated electrical power supply 220-240V ON- OFF. Fixing bracket included. Equipped with a 700 mm protruding section of neoprene cable and a kit with crimpable connectors and adhesive heat-shrinkable sleeves that guarantee the tightness of the connection. Optional accessories: ground spike; feet for ground mounting and arms for wall mounting (IP68 connector included). Frosted glass.

Diffused Light

Mid-Power Led: 11W - 1114 lm ≠ OUTPUT 580 lm - 2700K/CRI 80 - 220-240V / 11W - 1198 lm ≠ OUTPUT 624 lm - 3000K/CRI 80 - 220-240V / 11W - 1258 lm ≠ OUTPUT 655 lm - 4000K/CRI 80 - 220-240V

2700K

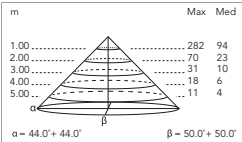
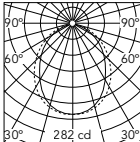
- FA52515001
- FA52515006
- FA52515012
- FA52515018
- FA52515030
- FA52515033

3000K


- FA52503301
- FA52503306
- FA52503312
- FA52503318
- FA52503330
- FA52503333

4000K


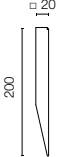

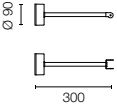

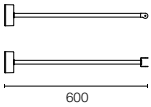

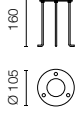

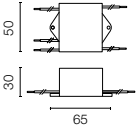
- FA52503201
- FA52503206
- FA52503212
- FA52503218
- FA52503230
- FA52503233



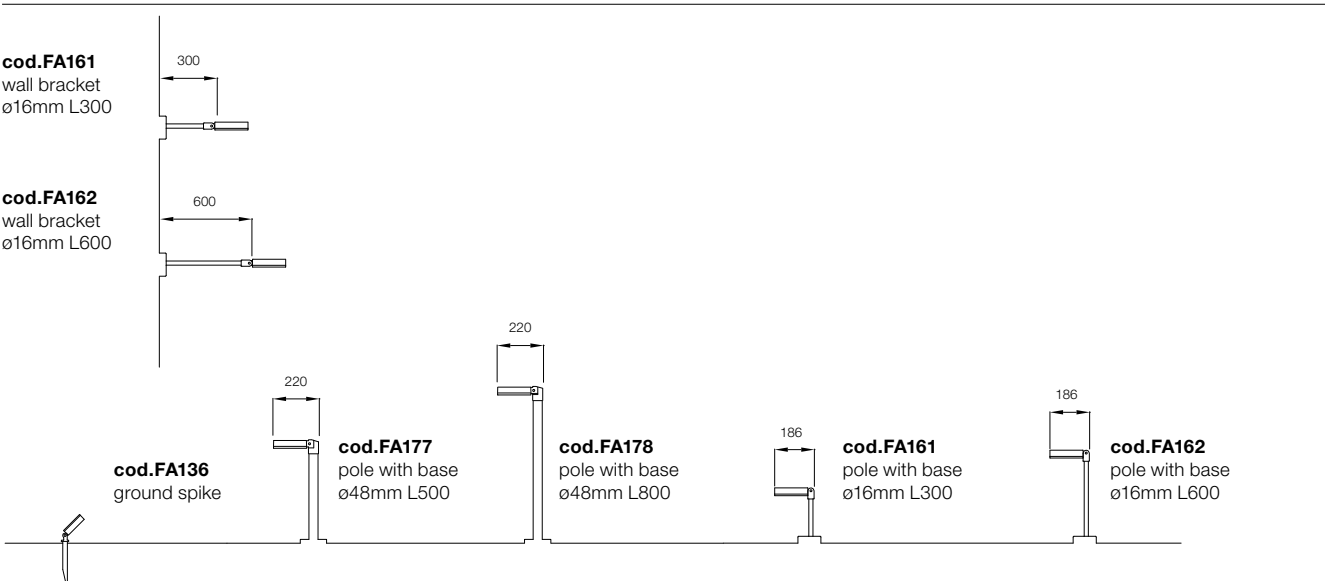
@ 4000K


	H 500mm	H 800mm
	<ul style="list-style-type: none">○ FA17701● FA17706● FA17712● FA17718● FA17730● FA17733	<ul style="list-style-type: none">○ FA17801● FA17806● FA17812● FA17818● FA17830● FA17833

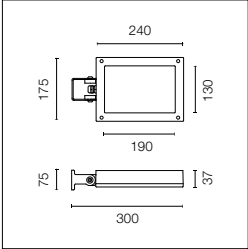
Perseo 2: Accessori / Accessories





Picchetto per installazione a terra.	Ground spike.	FA136		
Braccio / Palo 300mm.	Wall bracket / Pole 300mm.	<ul style="list-style-type: none">○ FA16101● FA16106● FA16112● FA16118● FA16130● FA16133		
Braccio / Palo 600mm.	Wall bracket / Pole 600mm.	<ul style="list-style-type: none">○ FA16201● FA16206● FA16212● FA16218● FA16230● FA16233		
Piastra tirafondi.	Base plate with bolt.	FA182		
Dispositivo di protezione per il sovraccarico. 275Vac. Corrente massima di scarica 10KA (8/29µs). Massima corrente operativa 5A. Adatto per la connessione in serie. IP66.	Surge protection device. 275Vac. Maximum discharge current 10KA (8/20µs). Maximum operating current 5A. Suitable for series connection. IP66.	F990E00A000		





Installation scheme: Perseo 2

















Sorgente a LED inclusa. Alimentazione elettrica 220-240V ON/OFF e dimmerabile 1-10V o DALI integrata. Staffa di fissaggio inclusa. Dotato di pressacavo in metallo M16x1,5 (per cavi 4,5mm<ø<10mm). Per garantire la tenuta del pressacavo è consigliabile utilizzare cavi elettrici flessibili idonei all'impiego in ambienti esterni. Accessori opzionali: braccio in oggetto a parete; paletti; pali e relativi bracci per installazione come testapalo; visiera wall-washer e ghiera anti-vandalò. Vetro trasparente extrachiaro.

LED source included. Integrated power supply 220-240V ON/OFF and dimmable 1-10V or DALI. Fixing bracket included. Equipped with a M16x1.5 cable guide (for 4.5mm<ø<10mm cables) and IP68 connector. To ensure the tightness of the cable guide it's recommended to use flexible electric cables suitable for exterior use. Optional accessories: protruding arm for walls; feet and arms to install the luminaire on a mast; wall-washer visor and anti-vandalism protection lid. Extraclear transparent glass.

2200K disponibile su richiesta.

2200K available on request.

Optic Spot 11°

Power Led: 20W - 2232 lm ≠ OUTPUT 1559 lm - 2700K/CRI 80 - 220-240V / 20W - 2424 lm ≠ OUTPUT 1732 lm - 3000K/CRI 80 - 220-240V / 20W - 2536 lm ≠ OUTPUT 1771 lm - 4000K/CRI 80 - 220-240V

2700K

Non Dimmable

- FA52515201
- FA52515206
- FA52515212
- FA52515218
- FA52515230
- FA52515233

1-10V

- FA52515201-310
- FA52515206-310
- FA52515212-310
- FA52515218-310
- FA52515230-310
- FA52515233-310

Dali

- FA52515201-300
- FA52515206-300
- FA52515212-300
- FA52515218-300
- FA52515230-300
- FA52515233-300

3000K

Non Dimmable

- FA52509301
- FA52509306
- FA52509312
- FA52509318
- FA52509330
- FA52509333

1-10V

- FA52509301-310
- FA52509306-310
- FA52509312-310
- FA52509318-310
- FA52509330-310
- FA52509333-310

Dali

- FA52509301-300
- FA52509306-300
- FA52509312-300
- FA52509318-300
- FA52509330-300
- FA52509333-300

4000K

Non Dimmable

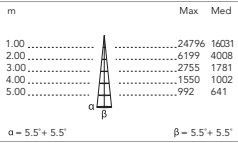
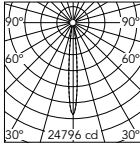
- FA52509201
- FA52509206
- FA52509212
- FA52509218
- FA52509230
- FA52509233

1-10V

- FA52509201-310
- FA52509206-310
- FA52509212-310
- FA52509218-310
- FA52509230-310
- FA52509233-310

Dali

- FA52509201-300
- FA52509206-300
- FA52509212-300
- FA52509218-300
- FA52509230-300
- FA52509233-300



m	Max	Med
1.00	24796	16031
2.00	6199	4008
3.00	2755	1781
4.00	1550	1002
5.00	992	641

α = 5.5° + 5.5° β = 5.5° + 5.5°

@ 4000K

Optic Medium 34°

Power Led: 20W - 2232 lm ≠ OUTPUT 1582 lm - 2700K/CRI 80 - 220-240V / 20W - 2424 lm ≠ OUTPUT 1757 lm - 3000K/CRI 80 - 220-240V / 20W - 2536 lm ≠ OUTPUT 1797 lm - 4000K/CRI 80 - 220-240V

2700K

Non Dimmable

- FA52515401
- FA52515406
- FA52515412
- FA52515418
- FA52515430
- FA52515433

1-10V

- FA52515401-310
- FA52515406-310
- FA52515412-310
- FA52515418-310
- FA52515430-310
- FA52515433-310

Dali

- FA52515401-300
- FA52515406-300
- FA52515412-300
- FA52515418-300
- FA52515430-300
- FA52515433-300

3000K

Non Dimmable

- FA52508301
- FA52508306
- FA52508312
- FA52508318
- FA52508330
- FA52508333

1-10V

- FA52508301-310
- FA52508306-310
- FA52508312-310
- FA52508318-310
- FA52508330-310
- FA52508333-310

Dali

- FA52508301-300
- FA52508306-300
- FA52508312-300
- FA52508318-300
- FA52508330-300
- FA52508333-300

4000K

Non Dimmable

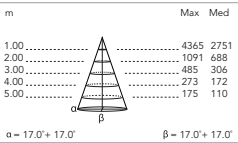
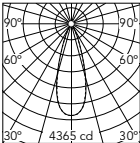
- FA52508201
- FA52508206
- FA52508212
- FA52508218
- FA52508230
- FA52508233

1-10V

- FA52508201-310
- FA52508206-310
- FA52508212-310
- FA52508218-310
- FA52508230-310
- FA52508233-310

Dali

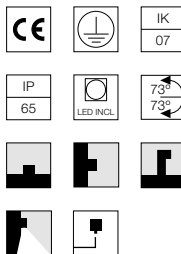
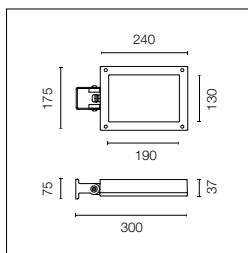
- FA52508201-300
- FA52508206-300
- FA52508212-300
- FA52508218-300
- FA52508230-300
- FA52508233-300



m	Max	Med
1.00	4365	2751
2.00	1091	688
3.00	485	306
4.00	273	172
5.00	175	110

α = 17.0° + 17.0° β = 17.0° + 17.0°

@ 4000K



Sorgente a LED inclusa.
Alimentazione elettrica 220-240V ON/OFF e dimmerabile 1-10V o DALI integrata. Staffa di fissaggio inclusa. Dotato di pressacavo in metallo M16x1,5 (per cavi 4,5mm<ø<10mm). Per garantire la tenuta del pressacavo è consigliabile utilizzare cavi elettrici flessibili idonei all'impiego in ambienti esterni. Accessori opzionali: braccio in aggetto a parete; paletti; pali e relativi bracci per installazione come testapalo; visiera wall-washer e ghiera anti-vandalo.

LED source included. Integrated power supply 220-240V ON/OFF and dimmable 1-10V or DALI. Fixing bracket included. Equipped with a M16x1.5 cable guide (for 4.5mm<ø<10mm cables) and IP68 connector. To ensure the tightness of the cable guide it's recommended to use flexible electric cables suitable for exterior use. Optional accessories: protruding arm for walls; feet and arms to install the luminaire on a mast; wall-washer visor and anti-vandalism protection lid. Extraclear transparent glass.

2200K disponibile su richiesta.

2200K available on request.

Asymmetric Optic

Power Led: 20W - 2232 lm ≠ OUTPUT 1168 lm - 2700K/CRI 80 - 220-240V / 20W - 2424 lm ≠ OUTPUT 1298 lm - 3000K/CRI 80 - 220-240V / 20W - 2536 lm ≠ OUTPUT 1327 lm - 4000K/CRI 80 - 220-240V

2700K

Non Dimmable

- FA52515601
- FA52515606
- FA52515612
- FA52515618
- FA52515630
- FA52515633

1-10V

- FA52515601-310
- FA52515606-310
- FA52515612-310
- FA52515618-310
- FA52515630-310
- FA52515633-310

Dali

- FA52515601-300
- FA52515606-300
- FA52515612-300
- FA52515618-300
- FA52515630-300
- FA52515633-300

3000K

Non Dimmable

- FA52506301
- FA52506306
- FA52506312
- FA52506318
- FA52506330
- FA52506333

1-10V

- FA52506301-310
- FA52506306-310
- FA52506312-310
- FA52506318-310
- FA52506330-310
- FA52506333-310

Dali

- FA52506301-300
- FA52506306-300
- FA52506312-300
- FA52506318-300
- FA52506330-300
- FA52506333-300

4000K

Non Dimmable

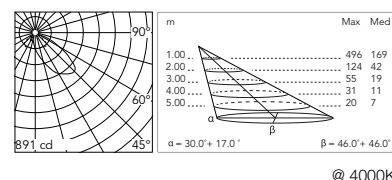
- FA52506201
- FA52506206
- FA52506212
- FA52506218
- FA52506230
- FA52506233

1-10V

- FA52506201-310
- FA52506206-310
- FA52506212-310
- FA52506218-310
- FA52506230-310
- FA52506233-310

Dali

- FA52506201-300
- FA52506206-300
- FA52506212-300
- FA52506218-300
- FA52506230-300
- FA52506233-300



@ 4000K

Street Light 120°

Power Led: 20W - 2232 lm ≠ OUTPUT 972 lm - 2700K/CRI 80 - 220-240V / 20W - 2424 lm ≠ OUTPUT 1080 lm - 3000K/CRI 80 - 220-240V / 20W - 2536 lm ≠ OUTPUT 1105 lm - 4000K/CRI 80 - 220-240V

2700K

Non Dimmable

- FA52515801
- FA52515806
- FA52515812
- FA52515818
- FA52515830
- FA52515833

1-10V

- FA52515801-310
- FA52515806-310
- FA52515812-310
- FA52515818-310
- FA52515830-310
- FA52515833-310

Dali

- FA52515801-300
- FA52515806-300
- FA52515812-300
- FA52515818-300
- FA52515830-300
- FA52515833-300

3000K

Non Dimmable

- FA52507301
- FA52507306
- FA52507312
- FA52507318
- FA52507330
- FA52507333

1-10V

- FA52507301-310
- FA52507306-310
- FA52507312-310
- FA52507318-310
- FA52507330-310
- FA52507333-310

Dali

- FA52507301-300
- FA52507306-300
- FA52507312-300
- FA52507318-300
- FA52507330-300
- FA52507333-300

4000K

Non Dimmable

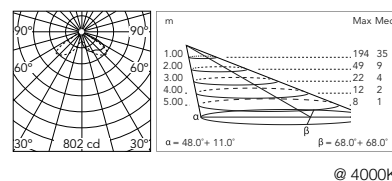
- FA52507201
- FA52507206
- FA52507212
- FA52507218
- FA52507230
- FA52507233

1-10V

- FA52507201-310
- FA52507206-310
- FA52507212-310
- FA52507218-310
- FA52507230-310
- FA52507233-310

Dali

- FA52507201-300
- FA52507206-300
- FA52507212-300
- FA52507218-300
- FA52507230-300
- FA52507233-300



@ 4000K

Perseo 3 LED / Ø 48mm - Poles

Con Base / With Base

Da Interrare (+300 mm Interrati)

In-Ground (+300 mm Root)



- H 800mm**
- FA17901
 - FA17906
 - FA17912
 - FA17918
 - FA17930
 - FA17933



- H 2000mm**
- FA18001
 - FA18006
 - FA18012
 - FA18018
 - FA18030
 - FA18033

Perseo 3 LED / Ø 76mm - Poles

Con Base e Portella con Morsettiera.

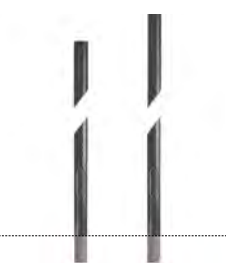
Da Interrare (+500 mm Interrati) e Portella con Morsettiera

With Base and Access Door.
With Terminal Block 4x1,5-16mmq.

In-Ground (+500 mm Root) With Access Door
With Terminal Block 4x1,5-16mmq



- H 3500mm**
- FA24806
 - FA24833
- H 4500mm**
- FA24906
 - FA24933



- H 3500mm**
- FA25006
 - FA25033
- H 4500mm**
- FA25106
 - FA25133

Perseo 3 LED / Ø 102mm - Poles

Con Base e Portella con Morsettiera.

Da Interrare (+500 mm Interrati) e Portella con Morsettiera

With Base and Access Door .
With Terminal Block 4x1,5-16mmq.

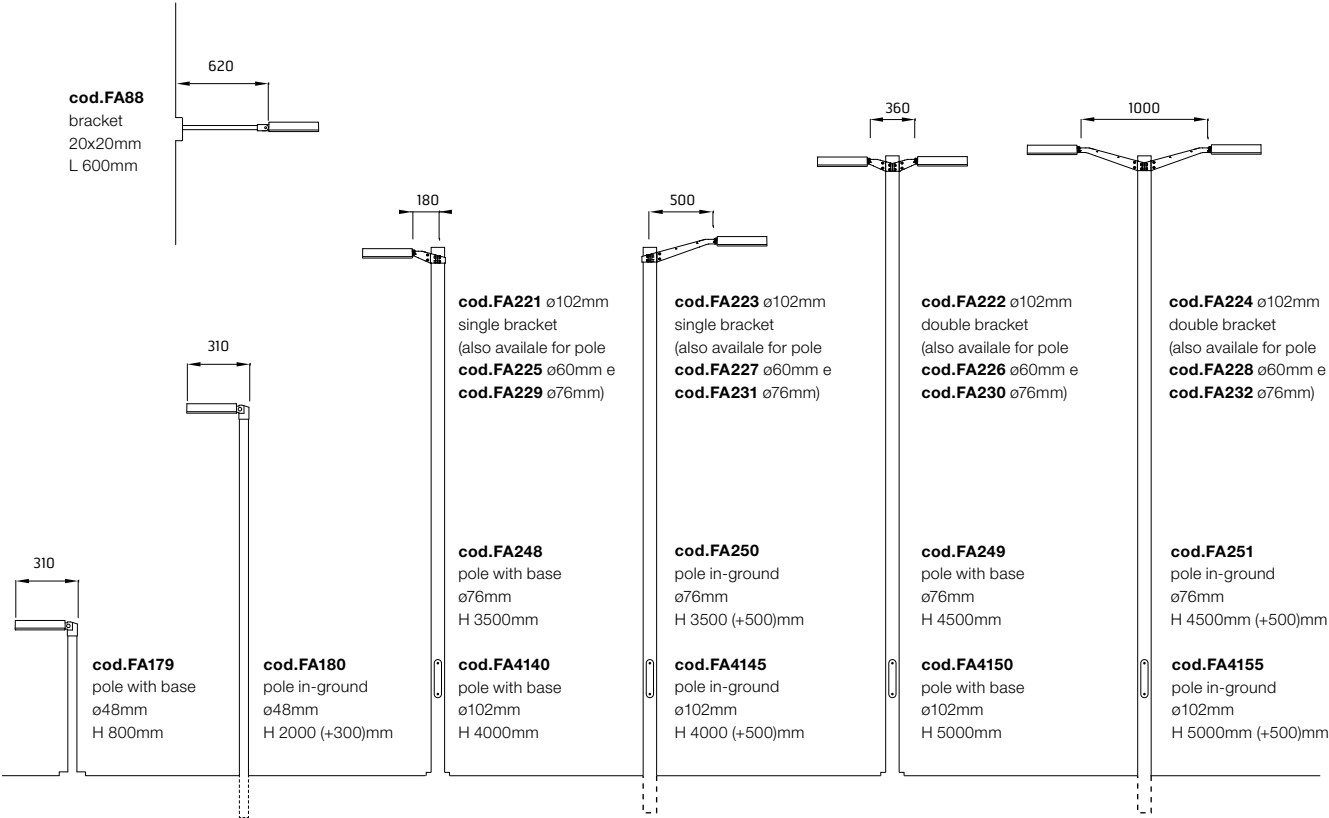
In-Ground (+500 mm Root) With Access Door
With Terminal Block 4x1,5-16mmq



- H 4000mm**
- FA414006
 - FA414033
- H 5000mm**
- FA415006
 - FA415033

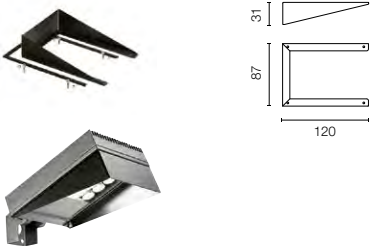


- H 4000mm**
- FA414506
 - FA414533
- H 5000mm**
- FA415506
 - FA415533

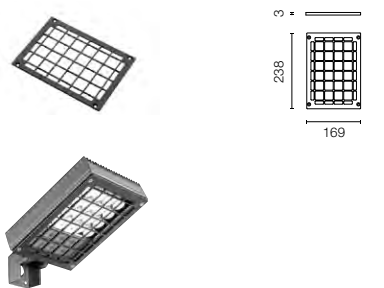


Perseo 3: Accessori / Accessories


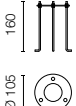

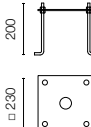

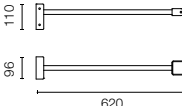

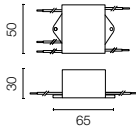
Visiera Wall-Washer Wall Washer Visor FA16530



Ghiera anti vandali Anti vandal louvre FA16630



Perseo 3: Accessori / Accessories

Piastra tirafondi.	Base plate with bolt.	H: 500 / 800mm FA182		
Piastra tirafondi.	Base plate with bolt.	H: 3500 / 4500mm with base FA116		
Braccio 620mm.	Wall bracket 620mm.	○ FA8801 ● FA8806 ● FA8812 ● FA8818 ● FA8830 ● FA8833		
Dispositivo di protezione per il sovraccarico. 275Vac. Corrente massima di scarica 10KA (8/29µs). Massima corrente operativa 5A. Adatto per la connessione in serie. IP66.	Surge protection device. 275Vac. Maximum discharge current 10KA (8/20µs). Maximum operating current 5A. Suitable for series connection. IP66.	F990E00A000		

Perseo 3 Ø 60mm

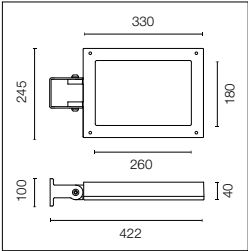

Braccio singolo 180mm. Per palo Ø 60mm.	Single bracket 180mm. For pole Ø 60mm.	● FA22506 ● FA22533		
Braccio doppio 180mm Per palo Ø 60mm.	Double bracket 180mm. For pole Ø 60mm.	● FA22606 ● FA22633		
Braccio singolo 500mm. Per palo Ø 60mm.	Single bracket 500mm. For pole Ø 60mm.	● FA22706 ● FA22733		
Braccio doppio 500mm Per palo Ø 60mm.	Double bracket 500mm. For pole Ø 60mm.	● FA22806 ● FA22833		






Perseo 3 Ø 76mm

Braccio singolo 180mm. Per palo Ø 76mm.	Single bracket 180mm. For pole Ø 76mm.	● FA22906 ● FA22933		
Braccio doppio 180mm Per palo Ø 76mm.	Double bracket 180mm. For pole Ø 76mm.	● FA23006 ● FA23033		
Braccio singolo 500mm. Per palo Ø 76mm.	Single bracket 500mm. For pole Ø 76mm.	● FA23106 ● FA23133		
Braccio doppio 500mm Per palo Ø 76mm.	Double bracket 500mm. For pole Ø 76mm.	● FA23206 ● FA23233		

Perseo 3 Ø 102mm

Braccio singolo 180mm. Per palo Ø 102mm.	Single bracket 180mm. For pole Ø 102mm.	● FA22106 ● FA22133		
Braccio doppio 180mm Per palo Ø 102mm.	Double bracket 180mm. For pole Ø 102mm.	● FA22206 ● FA22233		
Braccio singolo 500mm. Per palo Ø 102mm.	Single bracket 500mm. For pole Ø 102mm.	● FA22306 ● FA22333		
Braccio doppio 500mm Per palo Ø 102mm.	Double bracket 500mm. For pole Ø 102mm.	● FA22406 ● FA22433		





Sorgente a LED inclusa.
Alimentazione elettrica 220-240V ON/OFF e dimmerabile 1-10V o DALI integrata.
Staffa di fissaggio graduata inclusa. Dotato di pressacavo in metallo M20x1,5 (per cavi 7mm<ø<13mm). Per garantire la tenuta del pressacavo è consigliabile utilizzare cavi elettrici flessibili idonei all'impiego in ambienti esterni.
Accessori opzionali: braccio in oggetto a parete; pali e relativi bracci per installazione come testapalo; visiera wall-washer e ghiera anti-vandalo.
Vetro trasparente extrachiaro.

LED source included. Integrated power supply 220-240V ON-OFF and dimmable 1-10V or DALI. Graduated fixing bracket included. Equipped with a M20x1.5 cable guide (for 7mm<ø<13mm cables) and IP68 connector. To ensure the tightness of the cable guide it's recommended to use flexible electric cables suitable for exterior use. Optional accessories: protruding arm for walls; feet and arms to install the luminaire on a mast; wall-washer visor and anti-vandalism protection lid. Extraclear transparent glass.

2200K disponibile su richiesta. 2200K available on request.

Optic Spot 11°

Power Led: 53W - 5859 lm ≠ OUTPUT 3989 lm - 2700K/CRI 80 - 220-240V / 53W - 6363 lm ≠ OUTPUT 4332 lm - 3000K/CRI 80 - 220-240V / 53W - 6657 lm ≠ OUTPUT 4533 lm - 4000K/CRI 80 - 220-240V

2700K

Non Dimmable

- FA52516001
- FA52516006
- FA52516012
- FA52516018
- FA52516030
- FA52516033

1-10V

- FA52516001-310
- FA52516006-310
- FA52516012-310
- FA52516018-310
- FA52516030-310
- FA52516033-310

Dali

- FA52516001-300
- FA52516006-300
- FA52516012-300
- FA52516018-300
- FA52516030-300
- FA52516033-300

3000K

Non Dimmable

- FA52513301
- FA52513306
- FA52513312
- FA52513318
- FA52513330
- FA52513333

1-10V

- FA52513301-310
- FA52513306-310
- FA52513312-310
- FA52513318-310
- FA52513330-310
- FA52513333-310

Dali

- FA52513301-300
- FA52513306-300
- FA52513312-300
- FA52513318-300
- FA52513330-300
- FA52513333-300

4000K

Non Dimmable

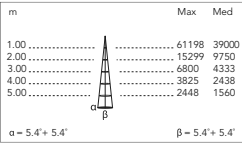
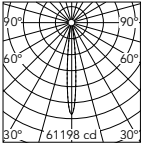
- FA52513201
- FA52513206
- FA52513212
- FA52513218
- FA52513230
- FA52513233

1-10V

- FA52513201-310
- FA52513206-310
- FA52513212-310
- FA52513218-310
- FA52513230-310
- FA52513233-310

Dali

- FA52513201-300
- FA52513206-300
- FA52513212-300
- FA52513218-300
- FA52513230-300
- FA52513233-300



m	Max	Med
1.00	61198	39000
2.00	15299	9750
3.00	6800	4333
4.00	3825	2438
5.00	2448	1560

α = 5.4° + 5.4° β = 5.4° + 5.4°

@ 4000K

Optic Medium 34°

Power Led: 53W - 5859 lm ≠ OUTPUT 4056 lm - 2700K/CRI 80 - 220-240V / 53W - 6363 lm ≠ OUTPUT 4405 lm - 3000K/CRI 80 - 220-240V / 53W - 6657 lm ≠ OUTPUT 4609 lm - 4000K/CRI 80 - 220-240V

2700K

Non Dimmable

- FA52516201
- FA52516206
- FA52516212
- FA52516218
- FA52516230
- FA52516233

1-10V

- FA52516201-310
- FA52516206-310
- FA52516212-310
- FA52516218-310
- FA52516230-310
- FA52516233-310

Dali

- FA52516201-300
- FA52516206-300
- FA52516212-300
- FA52516218-300
- FA52516230-300
- FA52516233-300

3000K

Non Dimmable

- FA52512301
- FA52512306
- FA52512312
- FA52512318
- FA52512330
- FA52512333

1-10V

- FA52512301-310
- FA52512306-310
- FA52512312-310
- FA52512318-310
- FA52512330-310
- FA52512333-310

Dali

- FA52512301-300
- FA52512306-300
- FA52512312-300
- FA52512318-300
- FA52512330-300
- FA52512333-300

4000K

Non Dimmable

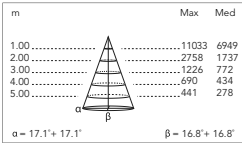
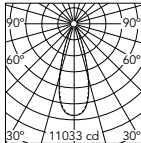
- FA52512201
- FA52512206
- FA52512212
- FA52512218
- FA52512230
- FA52512233

1-10V

- FA52512201-310
- FA52512206-310
- FA52512212-310
- FA52512218-310
- FA52512230-310
- FA52512233-310

Dali

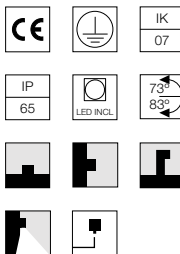
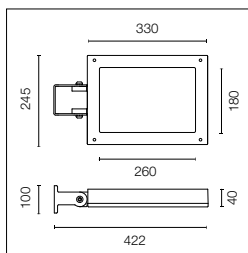

- FA52512201-300
- FA52512206-300
- FA52512212-300
- FA52512218-300
- FA52512230-300
- FA52512233-300



m	Max	Med
1.00	11033	6949
2.00	2758	1737
3.00	1226	772
4.00	690	434
5.00	441	278

α = 17.1° + 17.1° β = 16.8° + 16.8°

@ 4000K



Sorgente a LED inclusa. Alimentazione elettrica 220-240V ON/OFF e dimmerabile 1-10V o DALI integrata. Staffa di fissaggio graduata inclusa. Dotato di pressacavo in metallo M20x1,5 (per cavi 7mm< ϕ <13mm). Per garantire la tenuta del pressacavo è consigliabile utilizzare cavi elettrici flessibili idonei all'impiego in ambienti esterni. Accessori opzionali: braccio in oggetto a parete; pali e relativi bracci per installazione come testapalo; visiera wall-washer e ghiera anti-vandalo. Vetro trasparente extrachiaro.

LED source included. Integrated power supply 220-240V ON-OFF and dimmable 1-10V or DALI. Graduated fixing bracket included. Equipped with a M20x1.5 cable guide (for 7mm< ϕ <13mm cables) and IP68 connector. To ensure the tightness of the cable guide it's recommended to use flexible electric cables suitable for exterior use. Optional accessories: protruding arm for walls; feet and arms to install the luminaire on a mast; wall-washer visor and anti-vandalism protection lid. Extraclear transparent glass.

2200K disponibile su richiesta.

2200K available on request.

Asymmetric Optic

Power Led: 53W - 5859 lm \neq OUTPUT 3085 lm - 2700K/CRI 80 - 220-240V / 53W - 6363 lm \neq OUTPUT 3350 lm - 3000K/CRI 80 - 220-240V / 53W - 6657 lm \neq OUTPUT 3505 lm - 4000K/CRI 80 - 220-240V

2700K

Non Dimmable

- FA52516401
- FA52516406
- FA52516412
- FA52516418
- FA52516430
- FA52516433

1-10V

- FA52516401-310
- FA52516406-310
- FA52516412-310
- FA52516418-310
- FA52516430-310
- FA52516433-310

Dali

- FA52516401-300
- FA52516406-300
- FA52516412-300
- FA52516418-300
- FA52516430-300
- FA52516433-300

3000K

Non Dimmable

- FA52510301
- FA52510306
- FA52510312
- FA52510318
- FA52510330
- FA52510333

1-10V

- FA52510301-310
- FA52510306-310
- FA52510312-310
- FA52510318-310
- FA52510330-310
- FA52510333-310

Dali

- FA52510301-300
- FA52510306-300
- FA52510312-300
- FA52510318-300
- FA52510330-300
- FA52510333-300

4000K

Non Dimmable

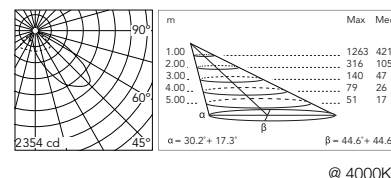
- FA52510201
- FA52510206
- FA52510212
- FA52510218
- FA52510230
- FA52510233

1-10V

- FA52510201-310
- FA52510206-310
- FA52510212-310
- FA52510218-310
- FA52510230-310
- FA52510233-310

Dali

- FA52510201-300
- FA52510206-300
- FA52510212-300
- FA52510218-300
- FA52510230-300
- FA52510233-300



Street Light 120°

Power Led: 53W - 5859 lm \neq OUTPUT 2609 lm - 2700K/CRI 80 - 220-240V / 53W - 6363 lm \neq OUTPUT 2834 lm - 3000K/CRI 80 - 220-240V / 53W - 6657 lm \neq OUTPUT 2965 lm - 4000K/CRI 80 - 220-240V

2700K

Non Dimmable

- FA52516601
- FA52516606
- FA52516612
- FA52516618
- FA52516630
- FA52516633

1-10V

- FA52516601-310
- FA52516606-310
- FA52516612-310
- FA52516618-310
- FA52516630-310
- FA52516633-310

Dali

- FA52516601-300
- FA52516606-300
- FA52516612-300
- FA52516618-300
- FA52516630-300
- FA52516633-300

3000K

Non Dimmable

- FA52511301
- FA52511306
- FA52511312
- FA52511318
- FA52511330
- FA52511333

1-10V

- FA52511301-310
- FA52511306-310
- FA52511312-310
- FA52511318-310
- FA52511330-310
- FA52511333-310

Dali

- FA52511301-300
- FA52511306-300
- FA52511312-300
- FA52511318-300
- FA52511330-300
- FA52511333-300

4000K

Non Dimmable

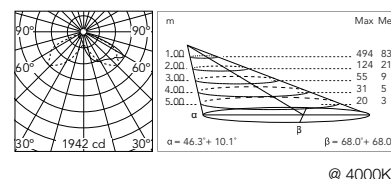
- FA52511201
- FA52511206
- FA52511212
- FA52511218
- FA52511230
- FA52511233

1-10V


- FA52511201-310
- FA52511206-310
- FA52511212-310
- FA52511218-310
- FA52511230-310
- FA52511233-310

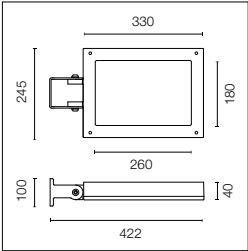
Dali

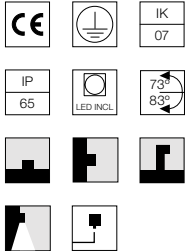
- FA52511201-300
- FA52511206-300
- FA52511212-300
- FA52511218-300
- FA52511230-300
- FA52511233-300



Perseo 4 RGB







Sorgente a LED inclusa. Alimentazione elettrica 220-240V. Staffa di fissaggio graduata inclusa. Dotato di pressacavo in metallo M20x1,5 (per cavi 7mm<ø<13mm). Per garantire la tenuta del pressacavo è consigliabile utilizzare cavi elettrici flessibili idonei all'impiego in ambienti esterni. Accessori opzionali: braccio in oggetto a parete; pali e relativi bracci per installazione come testapalo; visiera wall-washer e ghiera anti-vandalo. Vetro trasparente extrachiaro.

LED source included. Integrated power supply 220-240V. Graduated fixing bracket included. Equipped with a M20x1.5 cable guide (for 7mm<ø<13mm cables) and IP68 connector. To ensure the tightness of the cable guide it's recommended to use flexible electric cables suitable for exterior use. Optional accessories: protruding arm for walls; feet and arms to install the luminaire on a mast; wall-washer visor and anti-vandalism protection lid. Extraclear transparent glass.

Schema elettrico e installazione sistema RGB.

Vedere Schema Elettrico n.8
Page 857.

Wiring diagram and installation scheme RGB.

See Wiring Diagram n.8
Page 857.

Optic Medium 40°

RGB Power Led: 35W - 220-240V with DMX interface.

- RGB
- FA52512401
 - FA52512406
 - FA52512412
 - FA52512418
 - FA52512430
 - FA52512433

Perseo 4 LED / Ø 76mm - Poles

Con Base e Portella con Morsettiera.


With Base and Access Door .
With Terminal Block 4x1,5-16mmq.



- H 3500mm**
- FA24806
 - FA24833
- H 4500mm**
- FA24906
 - FA24933

Da Interrare (+500 mm Interrati) e Portella con Morsettiera

In-Ground (+500 mm Root) With Access Door
With Terminal Block 4x1,5-16mmq



- H 3500mm**
- FA25006
 - FA25033
- H 4500mm**
- FA25106
 - FA25133

Perseo 4 LED / Ø 102mm - Poles

Con Base e Portella con Morsettiera.


With Base and Access Door .
With Terminal Block 4x1,5-16mmq.



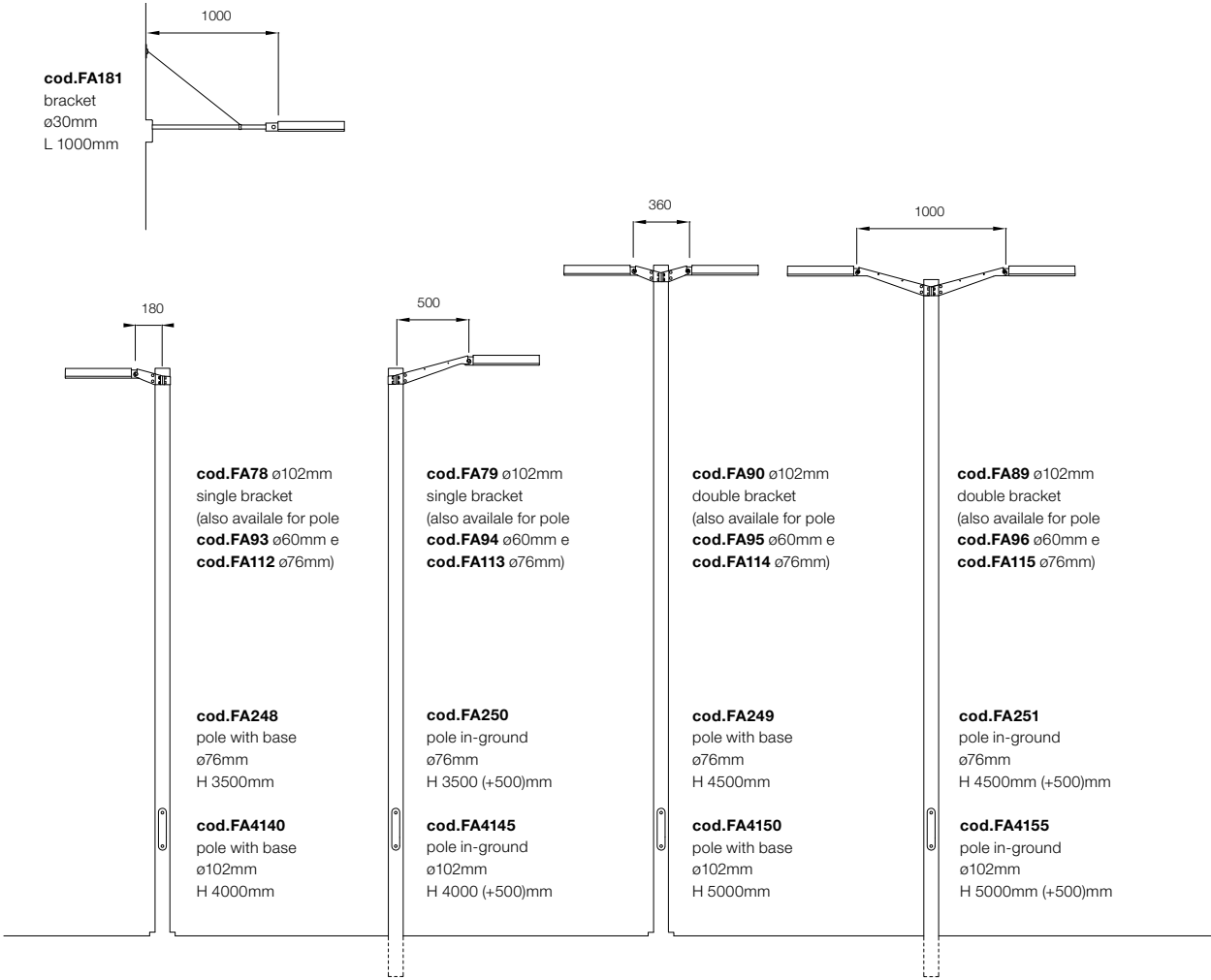
- H 4000mm**
- FA414006
 - FA414033
- H 5000mm**
- FA415006
 - FA415033

Da Interrare (+500 mm Interrati) e Portella con Morsettiera


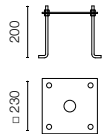

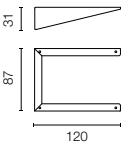

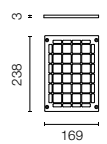

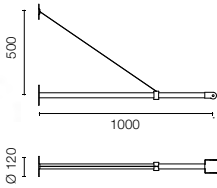

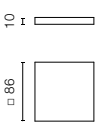

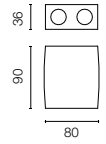

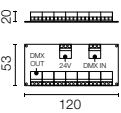


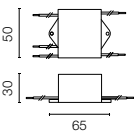
In-Ground (+500 mm Root) With Access Door
With Terminal Block 4x1,5-16mmq



- H 4000mm**
- FA414506
 - FA414533
- H 5000mm**
- FA415506
 - FA415533




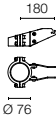



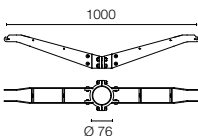
Perseo 4: Accessori / Accessories

Piastra tirafondi.	Base plate with bolt.	FA116		
Visiera Wall-Washer	Wall Washer Visor	FA16730		
Ghiera anti vandali	Anti vandal louvre	FA16830		
Braccio 1000mm.	Wall Bracket 1000mm.	<ul style="list-style-type: none"> ○ FA18101 ● FA18106 ● FA18112 ● FA18118 ● FA18130 ● FA18133 		
Controller DMX a parete per scatole ad incasso (60mm interasse fori).	DMX controller; dimmer switch for recessed box (60mm hole centres).	RGB version F990B10A000		
Controller DMX stand-alone/interfaccia PC.	DMX controller; stand-alone/PC interface.	RGB version F990B11A000		
DMX splitter 512 - dispositivo elettronico per rigenerare segnale DMX monodirezionale 1 Input e 7 output, 12-24 Vdc. Alimentatore non incluso.	DMX splitter 512 - electronic device to regenerate the monodirectional DMX signal 1 Input and 7 output, 12-24Vdc. Power supply not included.	RGB version F990B13A000		
Cavo DMX schermato con impedenza costante 110 Ohm.	DMX cable - shielded twisted pair with 110 Ohm constant impedance.	RGB version F990B12A000		
Dispositivo di protezione per il sovraccarico. 275Vac. Corrente massima di scarica 10KA (8/29µs). Massima corrente operativa 5A. Adatto per la connessione in serie. IP66.	Surge protection device. 275Vac. Maximum discharge current 10KA (8/20µs). Maximum operating current 5A. Suitable for series connection. IP66.	F990E00A000		

Perseo 4 Ø 60mm

Braccio singolo 180mm. Per palo Ø 60mm.	Single bracket 180mm. For pole Ø 60mm.	<div><div>● FA9306</div><div>● FA9333</div></div>		
Braccio doppio 180mm Per palo Ø 60mm.	Double bracket 180mm. For pole Ø 60mm.	<div><div>● FA9506</div><div>● FA9533</div></div>		
Braccio singolo 500mm. Per palo Ø 60mm.	Single bracket 500mm. For pole Ø 60mm.	<div><div>● FA9406</div><div>● FA9433</div></div>		
Braccio doppio 500mm Per palo Ø 60mm.	Double bracket 500mm. For pole Ø 60mm.	<div><div>● FA9606</div><div>● FA9633</div></div>		

Perseo 4 Ø 76mm

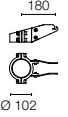
Braccio singolo 180mm. Per palo Ø 76mm.	Single bracket 180mm. For pole Ø 76mm.	<div><div>● FA11206</div><div>● FA11233</div></div>		
Braccio doppio 180mm Per palo Ø 76mm.	Double bracket 180mm. For pole Ø 76mm.	<div><div>● FA11406</div><div>● FA11433</div></div>		
Braccio singolo 500mm. Per palo Ø 76mm.	Single bracket 500mm. For pole Ø 76mm.	<div><div>● FA11306</div><div>● FA11333</div></div>		
Braccio doppio 500mm Per palo Ø 76mm.	Double bracket 500mm. For pole Ø 76mm.	<div><div>● FA11506</div><div>● FA11533</div></div>		

Perseo 4 Ø 102mm

Braccio singolo 180mm.
Per palo Ø 102mm.

Single bracket 180mm.
For pole Ø 102mm.

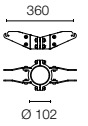
- FA7806
- FA7833



Braccio doppio 180mm
Per palo Ø 102mm.

Double bracket 180mm.
For pole Ø 102mm.

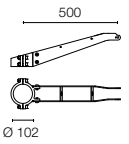
- FA9006
- FA9033



Braccio singolo 500mm.
Per palo Ø 102mm.

Single bracket 500mm.
For pole Ø 102mm.

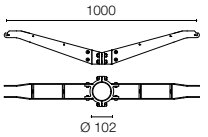
- FA7906
- FA7933



Braccio doppio 500mm
Per palo Ø 102mm.

Double bracket 500mm.
For pole Ø 102mm.

- FA8906
- FA8933



Dooku








Famiglia / Family

Dooku 400 Wall



Power Led
up to 39W
up to 2946 lm - 2700K/CRI 80
up to 3168 lm - 3000K/CRI 80
up to 3374 lm - 4000K/CRI 80
* Net lumen output
2200K available on request.

Dooku 400 Pole/Double Pole Ø76



Power Led
up to 39W
up to 3389 lm - 2700K/CRI 80
up to 3631 lm - 3000K/CRI 80
up to 3752 lm - 4000K/CRI 80
* Net lumen output
2200K available on request.

Power Led
up to 2x39W
up to 2x3389 lm - 2700K/CRI 80
up to 2x3631 lm - 3000K/CRI 80
up to 2x3752 lm - 4000K/CRI 80
* Net lumen output
2200K available on request.


Dooku 400 Pole/Double Pole Ø102



Power Led
up to 39W
up to 3389 lm - 2700K/CRI 80
up to 3631 lm - 3000K/CRI 80
up to 3752 lm - 4000K/CRI 80
* Net lumen output
2200K available on request.

Power Led
up to 2x39W
up to 2x3389 lm - 2700K/CRI 80
up to 2x3631 lm - 3000K/CRI 80
up to 2x3752 lm - 4000K/CRI 80
* Net lumen output
2200K available on request.


Dooku 600 Pole/Double Pole Ø76



Power Led
up to 78W
up to 6779 lm - 2700K/CRI 80
up to 7263 lm - 3000K/CRI 80
up to 7505 lm - 4000K/CRI 80
* Net lumen output
2200K available on request.

Power Led
up to 2x78W
up to 2x6779 lm - 2700K/CRI 80
up to 2x7263 lm - 3000K/CRI 80
up to 2x7505 lm - 4000K/CRI 80
* Net lumen output
2200K available on request.

Dooku 600 Pole/Double Pole Ø102



Power Led
up to 78W
up to 6779 lm - 2700K/CRI 80
up to 7263 lm - 3000K/CRI 80
up to 7505 lm - 4000K/CRI 80
* Net lumen output
2200K available on request.

Power Led
up to 2x78W
up to 2x6779 lm - 2700K/CRI 80
up to 2x7263 lm - 3000K/CRI 80
up to 2x7505 lm - 4000K/CRI 80
* Net lumen output
2200K available on request.

Colori / Colours



06 Grey



33 Anthracite

Famiglia completa di apparecchi di illuminazione con sorgente luminosa a LED a proiezione, predisposti per installazione a parete e a palo come testapalo. Disponibile in due lunghezze e in varie ottiche per dimensione, comprese ottiche stradali per applicazioni in contesto urbano. Corpo in estruso di alluminio con parti di chiusura in alluminio pressofuso lega EN AB 47100 (a basso contenuto di rame). Diffusore in vetro extrachiaro con bordo segrigato, fissato attraverso un sistema di incollaggio robotizzato. Disponibile in differenti finiture con rivestimento a doppio strato di polveri e sottoposte a trattamento di conversione chimica superficiale per una elevata resistenza alla corrosione. L'apparecchio è dotato di uno spezzone di cavo uscente in neoprene e connettore IP68 per il cablaggio facile e sicuro a tenuta stagna.

Dooku 400 Wall

Apparecchi orientabili a proiezione, predisposti per installazione a parete, disponibili in due fasci di apertura: simmetrica e asimmetrica per aree pubbliche e private urbane, spazi ampi, parcheggi. L'apparecchio è dotato di uno spezzone di cavo uscente in neoprene e connettori IP68 per il cablaggio facile e sicuro a tenuta stagna. La staffa di fissaggio zincata permette una orientabilità di 90° circa sull'asse verticale.

Dooku 400 / 600 Top Pole

Apparecchi testapalo predisposti per installazione a palo, disponibili in due lunghezze con differenze potenze e quattro fasci di apertura: simmetrico, asimmetrico, ottica stradale standard e ottica stradale dedicata per percorsi ciclo-pedonali per inserimento in contesto urbano. L'apparecchio è dotato di uno spezzone di cavo uscente in neoprene e connettori IP68 per il cablaggio facile e sicuro a tenuta stagna. Completano la gamma una serie completa di pali cilindrici di diverso diametro ed altezza da interrare o con base di fissaggio e tirafondi.

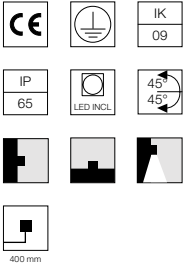
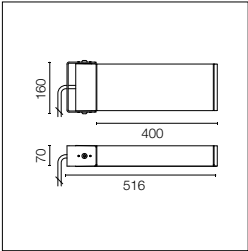
Complete family of tiltable projection luminaires with LED source for wall mounting and installation on masts. Available in two lengths and with different optics for every dimension, including optics for urban uses. Extruded EN AB-47100 die cast aluminum body and closing parts (with low copper content). Extraclear glass diffuser with silkscreen edge, attached with a robotic gluing system. Available in different finishes, with double-layered powder coating and chemical conversion surface treatment to ensure high corrosion resistance. Equipped with a neoprene cable section and IP68 connector to guarantee an easy, safe, and watertight connection.

Dooku 400 Wall

Tiltable projection luminaires for wall mounting. Available with two beam angles: symmetrical and asymmetrical for public, private, and urban areas, open spaces, or parking lots. Equipped with a neoprene cable section and IP68 connector to guarantee an easy, safe, and watertight connection. The zinc fixing bracket allows for a tilting of approx. 90° on the vertical axis.

Dooku 400 / 600 Top Pole

Mast luminaires for mounting on poles. Available in two lengths, with different output and four beam angles: symmetrical, asymmetrical, urban standard beam and a specific urban beam for pedestrian and bicycle lanes in urban contexts. Equipped with a neoprene cable section and IP68 connectors to guarantee an easy, safe, and watertight connection. Completed with a series of cylinder posts in different diameters and heights that can be ground recessed or fixed with an anchor plate and lag screws.



Sorgente a LED inclusa.
Alimentazione elettrica 220-240V ON/OFF e dimmerabile 1-10V o DALI integrata. Staffa di fissaggio inclusa. Dotato di spezzone di cavo uscente in neoprene 400 mm e connettore IP68.
Versione Smart- City a richiesta.

2200K disponibile su richiesta.

LED source included. Integrated power supply 220-240V ON/OFF and dimmable 1-10V or DALI. Fixing bracket included. Equipped with a 400mm protruding neoprene cable section and IP68 connectors. Smart-City version available upon request.

2200K available on request.

Optic 120° (Wide Spaces - Public Areas - Parking Areas)

Power Led: 39W - 4122 lm ≠ OUTPUT 3389 lm - 2700K/CRI 80 - 220÷240V / 39W - 4416 lm ≠ OUTPUT 3631 lm - 3000K/CRI 80 - 220÷240V / 39W - 4563 lm ≠ OUTPUT 3752 lm - 4000K/CRI 80 - 220÷240V

2700K

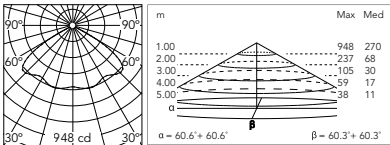
- Non Dimmable
- FA53907606
 - FA53907633
- 1-10V
- FA53907606-310
 - FA53907633-310
- Dali
- FA53907606-300
 - FA53907633-300

3000K

- Non Dimmable
- FA53907506
 - FA53907533
- 1-10V
- FA53907506-310
 - FA53907533-310
- Dali
- FA53907506-300
 - FA53907533-300

4000K

- Non Dimmable
- FA53907406
 - FA53907433
- 1-10V
- FA53907406-310
 - FA53907433-310
- Dali
- FA53907406-300
 - FA53907433-300



@ 3000K

Asymmetric Optic

Power Led: 39W - 4122 lm ≠ OUTPUT 3173 lm - 2700K/CRI 80 - 220÷240V / 39W - 4416 lm ≠ OUTPUT 3400 lm - 3000K/CRI 80 - 220÷240V / 39W - 4563 lm ≠ OUTPUT 3513 lm - 4000K/CRI 80 - 220÷240V

2700K

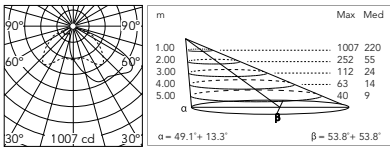
- Non Dimmable
- FA53913006
 - FA53913033
- 1-10V
- FA53913006-310
 - FA53913033-310
- Dali
- FA53913006-300
 - FA53913033-300

3000K

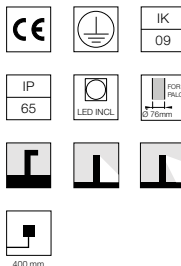
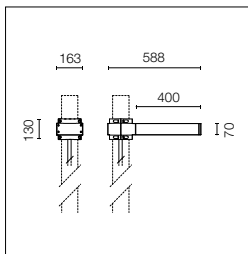
- Non Dimmable
- FA53914806
 - FA53914833
- 1-10V
- FA53914806-310
 - FA53914833-310
- Dali
- FA53914806-300
 - FA53914833-300

4000K

- Non Dimmable
- FA53916606
 - FA53916633
- 1-10V
- FA53916606-310
 - FA53916633-310
- Dali
- FA53916606-300
 - FA53916633-300



@ 3000K



Sorgente a LED inclusa. Alimentazione elettrica 220-240V ON/OFF e dimmerabile 1-10V o DALI integrata. Staffa di fissaggio inclusa. Dotato di spezzone di cavo uscente in neoprene 400 mm e connettore IP68. Attacco singolo per pali diametro 76 mm, palo da ordinare separatamente. Versione Smart- City a richiesta.

LED source included. Integrated power supply 220-240V ON/OFF and dimmable 1-10V or DALI. Fixing bracket included. Equipped with a 400mm protruding neoprene cable section and IP68 connectors. Single socket for 76mm diameter post. The post must be ordered separately. Smart-City version available upon request.

2200K disponibile su richiesta.

2200K available on request.

Optic 120° (Wide Spaces - Public Areas - Parking Areas)

Power Led: 39W - 4122 lm ≠ OUTPUT 3389 lm - 2700K/CRI 80 - 220÷240V / 39W - 4416 lm ≠ OUTPUT 3631 lm - 3000K/CRI 80 - 220÷240V / 39W - 4563 lm ≠ OUTPUT 3752 lm - 4000K/CRI 80 - 220÷240V

2700K

Non Dimmable

- FA53907806
- FA53907833
- 1-10V
- FA53907806-310
- FA53907833-310
- Dali
- FA53907806-300
- FA53907833-300

3000K

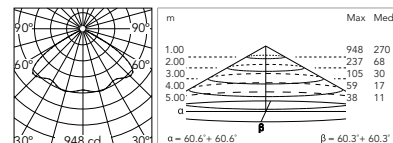
Non Dimmable

- FA53903906
- FA53903933
- 1-10V
- FA53903906-310
- FA53903933-310
- Dali
- FA53903906-300
- FA53903933-300

4000K

Non Dimmable

- FA53903806
- FA53903833
- 1-10V
- FA53903806-310
- FA53903833-310
- Dali
- FA53903806-300
- FA53903833-300



@ 3000K

Asymmetric Optic

Power Led: 39W - 4122 lm ≠ OUTPUT 3173 lm - 2700K/CRI 80 - 220÷240V / 39W - 4416 lm ≠ OUTPUT 3400 lm - 3000K/CRI 80 - 220÷240V / 39W - 4563 lm ≠ OUTPUT 3513 lm - 4000K/CRI 80 - 220÷240V

2700K

Non Dimmable

- FA53913206
- FA53913233
- 1-10V
- FA53913206-310
- FA53913233-310
- Dali
- FA53913206-300
- FA53913233-300

3000K

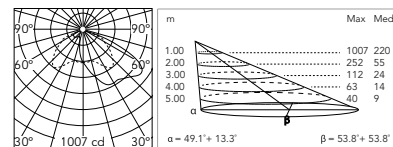
Non Dimmable

- FA53915006
- FA53915033
- 1-10V
- FA53915006-310
- FA53915033-310
- Dali
- FA53915006-300
- FA53915033-300

4000K

Non Dimmable

- FA53916806
- FA53916833
- 1-10V
- FA53916806-310
- FA53916833-310
- Dali
- FA53916806-300
- FA53916833-300



@ 3000K

Street Light Optic

Power Led: 39W - 4122 lm ≠ OUTPUT 3102 lm - 2700K/CRI 80 - 220÷240V / 39W - 4416 lm ≠ OUTPUT 3323 lm - 3000K/CRI 80 - 220÷240V / 39W - 4563 lm ≠ OUTPUT 3434 lm - 4000K/CRI 80 - 220÷240V

2700K

Non Dimmable

- FA53908006
- FA53908033
- 1-10V
- FA53908006-310
- FA53908033-310
- Dali
- FA53908006-300
- FA53908033-300

3000K

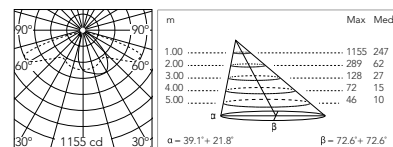
Non Dimmable

- FA53904206
- FA53904233
- 1-10V
- FA53904206-310
- FA53904233-310
- Dali
- FA53904206-300
- FA53904233-300

4000K

Non Dimmable

- FA53904106
- FA53904133
- 1-10V
- FA53904106-310
- FA53904133-310
- Dali
- FA53904106-300
- FA53904133-300



@ 3000K

Street Light Optic (Foot and Cycle Paths)

Power Led: 39W - 4122 lm ≠ OUTPUT 3130 lm - 2700K/CRI 80 - 220÷240V / 39W - 4416 lm ≠ OUTPUT 3354 lm - 3000K/CRI 80 - 220÷240V / 39W - 4563 lm ≠ OUTPUT 3466 lm - 4000K/CRI 80 - 220÷240V

2700K

Non Dimmable

- FA53908206
- FA53908233
- 1-10V
- FA53908206-310
- FA53908233-310
- Dali
- FA53908206-300
- FA53908233-300

3000K

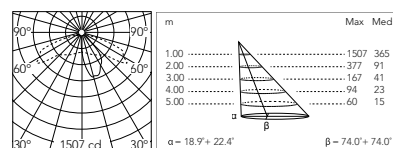
Non Dimmable

- FA53904506
- FA53904533
- 1-10V
- FA53904506-310
- FA53904533-310
- Dali
- FA53904506-300
- FA53904533-300

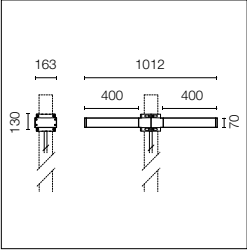

4000K







Non Dimmable

- FA53904406
- FA53904433
- 1-10V
- FA53904406-310
- FA53904433-310
- Dali
- FA53904406-300
- FA53904433-300



@ 3000K





Sorgente a LED inclusa. Alimentazione elettrica 220-240V ON/OFF e dimmerabile 1-10V o DALI integrata. Staffa di fissaggio inclusa. Dotato di spezzone di cavo uscente in neoprene 400 mm e connettore IP68. Attacco doppio per pali diametro 76 mm, palo da ordinare separatamente. Versione Smart- City a richiesta.

LED source included. Integrated power supply 220-240V ON/OFF and dimmable 1-10V or DALI. Firing bracket included. Equipped with a 400mm protruding neoprene cable section and IP68 connectors. Double socket for 76mm diameter post. The post must be ordered separately. Smart-City version available upon request.

2200K disponibile su richiesta.

2200K available on request.

Optic 120° (Wide Spaces - Public Areas - Parking Areas)

Power Led: 39W - 2x4122 lm ≠ OUTPUT 2x3389 lm - 2700K/CRI 80 - 220÷240V / 39W - 2x4416 lm ≠ OUTPUT 2x3631 lm - 3000K/CRI 80 - 220÷240V / 39W - 2x4563 lm ≠ OUTPUT 2x3752 lm - 4000K/CRI 80 - 220÷240V

2700K

Non Dimmable

- FA53908406
- FA53908433

1-10V

- FA53908406-310
- FA53908433-310

Dali

- FA53908406-300
- FA53908433-300

3000K

Non Dimmable

- FA53904806
- FA53904833

1-10V

- FA53904806-310
- FA53904833-310

Dali

- FA53904806-300
- FA53904833-300

4000K

Non Dimmable

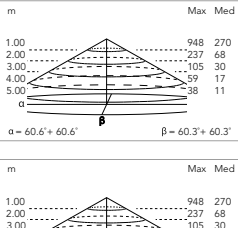
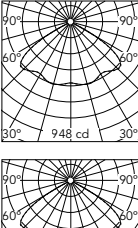
- FA53904706
- FA53904733

1-10V

- FA53904706-310
- FA53904733-310

Dali

- FA53904706-300
- FA53904733-300



Asymmetric Optic

Power Led: 39W - 2x4122 lm ≠ OUTPUT 2x3173 lm - 2700K/CRI 80 - 220÷240V / 39W - 2x4416 lm ≠ OUTPUT 2x3400 lm - 3000K/CRI 80 - 220÷240V / 39W - 2x4563 lm ≠ OUTPUT 2x3513 lm - 4000K/CRI 80 - 220÷240V

2700K

Non Dimmable

- FA53913406
- FA53913433

1-10V

- FA53913406-310
- FA53913433-310

Dali

- FA53913406-300
- FA53913433-300

3000K

Non Dimmable

- FA53915206
- FA53915233

1-10V

- FA53915206-310
- FA53915233-310

Dali

- FA53915206-300
- FA53915233-300

4000K

Non Dimmable

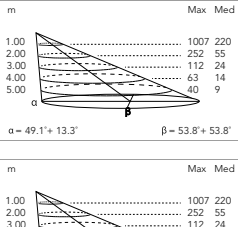
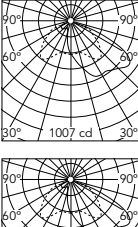
- FA53917006
- FA53917033

1-10V

- FA53917006-310
- FA53917033-310

Dali

- FA53917006-300
- FA53917033-300



Street Light Optic

Power Led: 39W - 2x4122 lm ≠ OUTPUT 2x3102 lm - 2700K/CRI 80 - 220÷240V / 39W - 2x4416 lm ≠ OUTPUT 2x3323 lm - 3000K/CRI 80 - 220÷240V / 39W - 2x4563 lm ≠ OUTPUT 2x3434 lm - 4000K/CRI 80 - 220÷240V

2700K

Non Dimmable

- FA53908606
- FA53908633

1-10V

- FA53908606-310
- FA53908633-310

Dali

- FA53908606-300
- FA53908633-300

3000K

Non Dimmable

- FA53905106
- FA53905133

1-10V

- FA53905106-310
- FA53905133-310

Dali

- FA53905106-300
- FA53905133-300

4000K

Non Dimmable

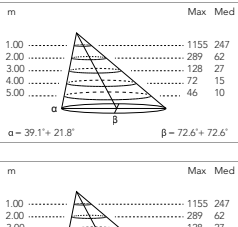
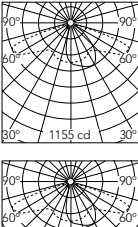
- FA53905006
- FA53905033

1-10V

- FA53905006-310
- FA53905033-310

Dali

- FA53905006-300
- FA53905033-300



Street Light Optic (Foot and Cycle Paths)

Power Led: 39W - 2x4122 lm ≠ OUTPUT 2x3130 lm - 2700K/CRI 80 - 220÷240V / 39W - 2x4416 lm ≠ OUTPUT 2x3354 lm - 3000K/CRI 80 - 220÷240V / 39W - 2x4563 lm ≠ OUTPUT 2x3466 lm - 4000K/CRI 80 - 220÷240V

2700K

Non Dimmable

- FA53908806
- FA53908833

1-10V

- FA53908806-310
- FA53908833-310

Dali

- FA53908806-300
- FA53908833-300

3000K

Non Dimmable

- FA53905406
- FA53905433

1-10V

- FA53905406-310
- FA53905433-310

Dali

- FA53905406-300
- FA53905433-300

4000K

Non Dimmable

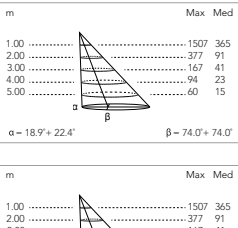
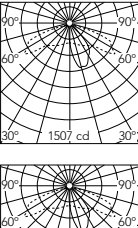
- FA53905306
- FA53905333

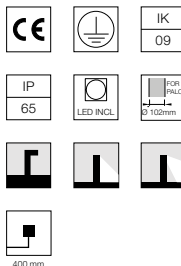
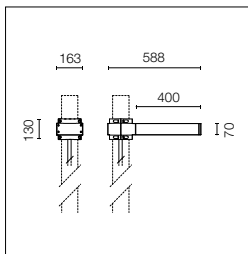
1-10V

- FA53905306-310
- FA53905333-310

Dali

- FA53905306-300
- FA53905333-300





Sorgente a LED inclusa. Alimentazione elettrica 220-240V ON/OFF e dimmerabile 1-10V o DALI integrata. Staffa di fissaggio inclusa. Dotato di spezzone di cavo uscente in neoprene 400 mm e connettore IP68. Attacco singolo per pali diametro 102mm, palo da ordinare separatamente. Versione Smart- City a richiesta.

LED source included. Integrated power supply 220-240V ON/OFF and dimmable 1-10V or DALI. Fixing bracket included. Equipped with a 400mm protruding neoprene cable section and IP68 connectors. Smart-City version available upon request. Single socket for 102mm diameter post. The post must be ordered separately. Smart-City version available upon request.

2200K disponibile su richiesta.

2200K available on request.

Optic 120° (Wide Spaces - Public Areas - Parking Areas)

Power Led: 39W - 4122 lm ≠ OUTPUT 3389 lm - 2700K/CRI 80 - 220÷240V / 39W - 4416 lm ≠ OUTPUT 3631 lm - 3000K/CRI 80 - 220÷240V / 39W - 4563 lm ≠ OUTPUT 3752 lm - 4000K/CRI 80 - 220÷240V

2700K

Non Dimmable

- FA53909006
- FA53909033
- 1-10V
- FA53909006-310
- FA53909033-310
- Dali
- FA53909006-300
- FA53909033-300

3000K

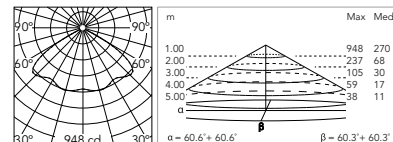
Non Dimmable

- FA53905706
- FA53905733
- 1-10V
- FA53905706-310
- FA53905733-310
- Dali
- FA53905706-300
- FA53905733-300

4000K

Non Dimmable

- FA53905606
- FA53905633
- 1-10V
- FA53905606-310
- FA53905633-310
- Dali
- FA53905606-300
- FA53905633-300



@ 3000K

Asymmetric Optic

Power Led: 39W - 4122 lm ≠ OUTPUT 3173 lm - 2700K/CRI 80 - 220÷240V / 39W - 4416 lm ≠ OUTPUT 3400 lm - 3000K/CRI 80 - 220÷240V / 39W - 4563 lm ≠ OUTPUT 3513 lm - 4000K/CRI 80 - 220÷240V

2700K

Non Dimmable

- FA53913606
- FA53913633
- 1-10V
- FA53913606-310
- FA53913633-310
- Dali
- FA53913606-300
- FA53913633-300

3000K

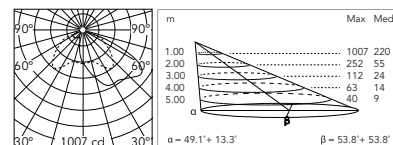
Non Dimmable

- FA53915406
- FA53915433
- 1-10V
- FA53915406-310
- FA53915433-310
- Dali
- FA53915406-300
- FA53915433-300

4000K

Non Dimmable

- FA53917206
- FA53917233
- 1-10V
- FA53917206-310
- FA53917233-310
- Dali
- FA53917206-300
- FA53917233-300



@ 3000K

Street Light Optic

Power Led: 39W - 4122 lm ≠ OUTPUT 3102 lm - 2700K/CRI 80 - 220÷240V / 39W - 4416 lm ≠ OUTPUT 3323 lm - 3000K/CRI 80 - 220÷240V / 39W - 4563 lm ≠ OUTPUT 3434 lm - 4000K/CRI 80 - 220÷240V

2700K

Non Dimmable

- FA53909206
- FA53909233
- 1-10V
- FA53909206-310
- FA53909233-310
- Dali
- FA53909206-300
- FA53909233-300

3000K

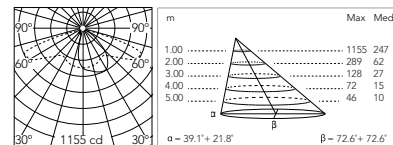
Non Dimmable

- FA53906006
- FA53906033
- 1-10V
- FA53906006-310
- FA53906033-310
- Dali
- FA53906006-300
- FA53906033-300

4000K

Non Dimmable

- FA53905906
- FA53905933
- 1-10V
- FA53905906-310
- FA53905933-310
- Dali
- FA53905906-300
- FA53905933-300



@ 3000K

Street Light Optic (Foot and Cycle Paths)

Power Led: 39W - 4122 lm ≠ OUTPUT 3130 lm - 2700K/CRI 80 - 220÷240V / 39W - 4416 lm ≠ OUTPUT 3354 lm - 3000K/CRI 80 - 220÷240V / 39W - 4563 lm ≠ OUTPUT 3466 lm - 4000K/CRI 80 - 220÷240V

2700K

Non Dimmable

- FA53909406
- FA53909433
- 1-10V
- FA53909406-310
- FA53909433-310
- Dali
- FA53909406-300
- FA53909433-300

3000K

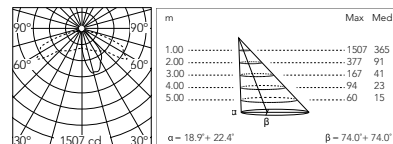
Non Dimmable

- FA53906306
- FA53906333
- 1-10V
- FA53906306-310
- FA53906333-310
- Dali
- FA53906306-300
- FA53906333-300

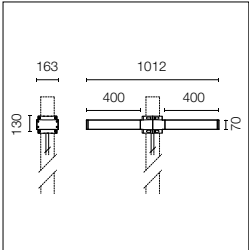

4000K
































































































































































Non Dimmable

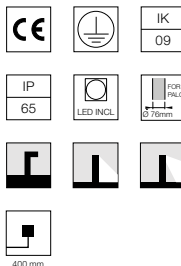
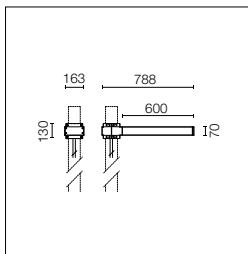
- FA53906206
- FA53906233
- 1-10V
- FA53906206-310
- FA53906233-310
- Dali
- FA53906206-300
- FA53906233-300



@ 3000K



<



Sorgente a LED inclusa. Alimentazione elettrica 220-240V ON/OFF e dimmerabile 1-10V o DALI integrata. Staffa di fissaggio inclusa. Dotato di spezzone di cavo uscente in neoprene 400 mm e connettore IP68. Attacco singolo per pali diametro 76mm, palo da ordinare separatamente. Versione Smart- City a richiesta.

LED source included. Integrated power supply 220-240V ON/OFF and dimmable 1-10V or DALI. Fixing bracket included. Equipped with a 400mm protruding neoprene cable section and IP68 connectors. Smart-City version available upon request. Single socket for 76mm diameter post. The post must be ordered separately. Smart-City version available upon request.

2200K disponibile su richiesta.

2200K available on request.

Optic 120° (Wide Spaces - Public Areas - Parking Areas)

Power Led: 78W - 8243 lm ≠ OUTPUT 6779 lm - 2700K/CRI 80 - 220÷240V / 78W - 8832 lm ≠ OUTPUT 7263 lm - 3000K/CRI 80 - 220÷240V / 78W - 9126 lm ≠ OUTPUT 7505 lm - 4000K/CRI 80 - 220÷240V

2700K

Non Dimmable

- FA53910206
- FA53910233
- 1-10V
- FA53910206-310
- FA53910233-310
- Dali
- FA53910206-300
- FA53910233-300

3000K

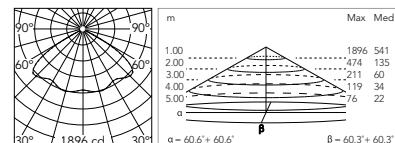
Non Dimmable

- FA53900306
- FA53900333
- 1-10V
- FA53900306-310
- FA53900333-310
- Dali
- FA53900306-300
- FA53900333-300

4000K

Non Dimmable

- FA53900206
- FA53900233
- 1-10V
- FA53900206-310
- FA53900233-310
- Dali
- FA53900206-300
- FA53900233-300



@ 3000K

Asymmetric Optic

Power Led: 78W - 8243 lm ≠ OUTPUT 6347 lm - 2700K/CRI 80 - 220÷240V / 78W - 8832 lm ≠ OUTPUT 6800 lm - 3000K/CRI 80 - 220÷240V / 78W - 9126 lm ≠ OUTPUT 7027 lm - 4000K/CRI 80 - 220÷240V

2700K

Non Dimmable

- FA53914006
- FA53914033
- 1-10V
- FA53914006-310
- FA53914033-310
- Dali
- FA53914006-300
- FA53914033-300

3000K

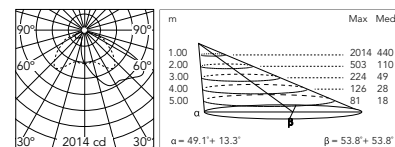
Non Dimmable

- FA53915806
- FA53915833
- 1-10V
- FA53915806-310
- FA53915833-310
- Dali
- FA53915806-300
- FA53915833-300

4000K

Non Dimmable

- FA53917606
- FA53917633
- 1-10V
- FA53917606-310
- FA53917633-310
- Dali
- FA53917606-300
- FA53917633-300



@ 3000K

Street Light Optic

Power Led: 78W - 8243 lm ≠ OUTPUT 6203 lm - 2700K/CRI 80 - 220÷240V / 78W - 8832 lm ≠ OUTPUT 6646 lm - 3000K/CRI 80 - 220÷240V / 78W - 9126 lm ≠ OUTPUT 6868 lm - 4000K/CRI 80 - 220÷240V

2700K

Non Dimmable

- FA53910406
- FA53910433
- 1-10V
- FA53910406-310
- FA53910433-310
- Dali
- FA53910406-300
- FA53910433-300

3000K

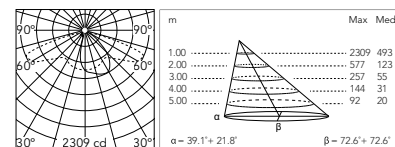
Non Dimmable

- FA53900606
- FA53900633
- 1-10V
- FA53900606-310
- FA53900633-310
- Dali
- FA53900606-300
- FA53900633-300

4000K

Non Dimmable

- FA53900506
- FA53900533
- 1-10V
- FA53900506-310
- FA53900533-310
- Dali
- FA53900506-300
- FA53900533-300



@ 3000K

Street Light Optic (Foot and Cycle Paths)

Power Led: 78W - 8243 lm ≠ OUTPUT 6261 lm - 2700K/CRI 80 - 220÷240V / 78W - 8832 lm ≠ OUTPUT 6708 lm - 3000K/CRI 80 - 220÷240V / 78W - 9126 lm ≠ OUTPUT 6932 lm - 4000K/CRI 80 - 220÷240V

2700K

Non Dimmable

- FA53910606
- FA53910633
- 1-10V
- FA53910606-310
- FA53910633-310
- Dali
- FA53910606-300
- FA53910633-300

3000K

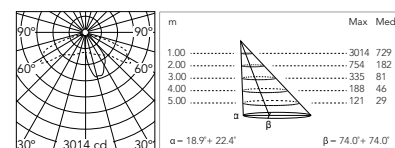
Non Dimmable

- FA53900906
- FA53900933
- 1-10V
- FA53900906-310
- FA53900933-310
- Dali
- FA53900906-300
- FA53900933-300

4000K

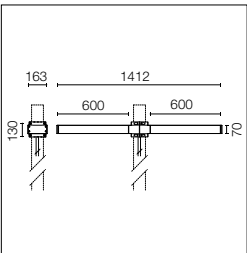

Non Dimmable







- FA53900806
- FA53900833
- 1-10V
- FA53900806-310
- FA53900833-310
- Dali
- FA53900806-300
- FA53900833-300



@ 3000K

Dooku 600 - Double Top Pole ø76





Sorgente a LED inclusa. Alimentazione elettrica 220-240V ON/OFF e dimmerabile 1-10V o DALI integrata. Staffa di fissaggio inclusa. Dotato di spezzone di cavo uscente in neoprene 400 mm e connettore IP68. Attacco doppio per pali diametro 76 mm, palo da ordinare separatamente. Versione Smart- City a richiesta.

LED source included. Integrated power supply 220-240V ON/OFF and dimmable 1-10V or DALI. Fixing bracket included. Equipped with a 400mm protruding neoprene cable section and IP68 connectors. Double socket for 76mm diameter post. The post must be ordered separately. Smart-City version available upon request.

2200K disponibile su richiesta.

2200K available on request.

Optic 120° (Wide Spaces - Public Areas - Parking Areas)

Power Led: 78W - 2x8243 lm ≠ OUTPUT 2x6779 lm - 2700K/CRI 80 - 220÷240V / 78W - 2x8832 lm ≠ OUTPUT 2x7263 lm - 3000K/CRI 80 - 220÷240V / 78W - 2x9126 lm ≠ OUTPUT 2x7505 lm - 4000K/CRI 80 - 220÷240V

2700K

Non Dimmable

- FA53910806
- FA53910833

1-10V

- FA53910806-310
- FA53910833-310

Dali

- FA53910806-300
- FA53910833-300

3000K

Non Dimmable

- FA53901206
- FA53901233

1-10V

- FA53901206-310
- FA53901233-310

Dali

- FA53901206-300
- FA53901233-300

4000K

Non Dimmable

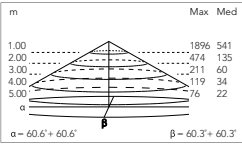
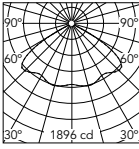
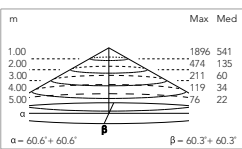
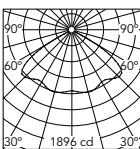
- FA53901106
- FA53901133

1-10V

- FA53901106-310
- FA53901133-310

Dali

- FA53901106-300
- FA53901133-300



@ 3000K

Asymmetric Optic

Power Led: 78W - 2x8243 lm ≠ OUTPUT 2x6347 lm - 2700K/CRI 80 - 220÷240V / 78W - 2x8832 lm ≠ OUTPUT 2x6800 lm - 3000K/CRI 80 - 220÷240V / 78W - 2x9126 lm ≠ OUTPUT 2x7027 lm - 4000K/CRI 80 - 220÷240V

2700K

Non Dimmable

- FA53914206
- FA53914233

1-10V

- FA53914206-310
- FA53914233-310

Dali

- FA53914206-300
- FA53914233-300

3000K

Non Dimmable

- FA53916006
- FA53916033

1-10V

- FA53916006-310
- FA53916033-310

Dali

- FA53916006-300
- FA53916033-300

4000K

Non Dimmable

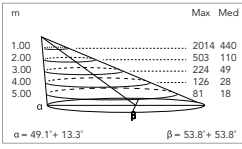
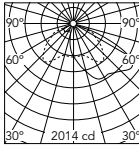
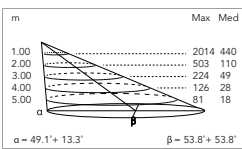
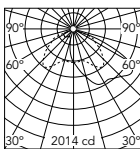
- FA53917806
- FA53917833

1-10V

- FA53917806-310
- FA53917833-310

Dali

- FA53917806-300
- FA53917833-300



@ 3000K

Street Light Optic

Power Led: 78W - 2x8243 lm ≠ OUTPUT 2x6203 lm - 2700K/CRI 80 - 220÷240V / 78W - 2x8832 lm ≠ OUTPUT 2x6646 lm - 3000K/CRI 80 - 220÷240V / 78W - 2x9126 lm ≠ OUTPUT 2x6868 lm - 4000K/CRI 80 - 220÷240V

2700K

Non Dimmable

- FA53911006
- FA53911033

1-10V

- FA53911006-310
- FA53911033-310

Dali

- FA53911006-300
- FA53911033-300

3000K

Non Dimmable

- FA53901506
- FA53901533

1-10V

- FA53901506-310
- FA53901533-310

Dali

- FA53901506-300
- FA53901533-300

4000K

Non Dimmable

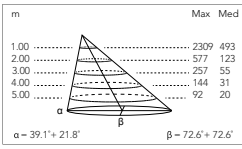
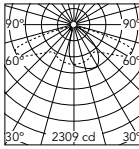
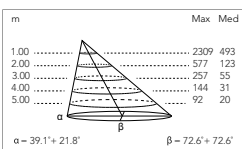
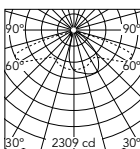
- FA53901406
- FA53901433

1-10V

- FA53901406-310
- FA53901433-310

Dali

- FA53901406-300
- FA53901433-300



@ 3000K

Street Light Optic (Foot and Cycle Paths)

Power Led: 78W - 2x8243 lm ≠ OUTPUT 2x6261 lm - 2700K/CRI 80 - 220÷240V / 78W - 2x8832 lm ≠ OUTPUT 2x6708 lm - 3000K/CRI 80 - 220÷240V / 78W - 2x9126 lm ≠ OUTPUT 2x6932 lm - 4000K/CRI 80 - 220÷240V

2700K

Non Dimmable

- FA53911206
- FA53911233

1-10V

- FA53911206-310
- FA53911233-310

Dali

- FA53911206-300
- FA53911233-300

3000K

Non Dimmable

- FA53901806
- FA53901833

1-10V

- FA53901806-310
- FA53901833-310

Dali

- FA53901806-300
- FA53901833-300

4000K

Non Dimmable

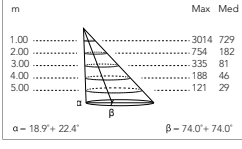
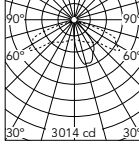
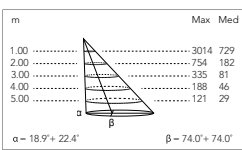
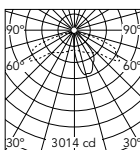
- FA53901706
- FA53901733

1-10V

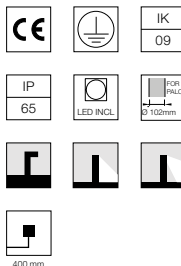
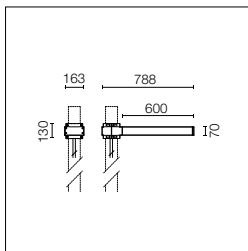
- FA53901706-310
- FA53901733-310

Dali

- FA53901706-300
- FA53901733-300



@ 3000K



Sorgente a LED inclusa. Alimentazione elettrica 220-240V ON/OFF e dimmerabile 1-10V o DALI integrata. Staffa di fissaggio inclusa. Dotato di spezzone di cavo uscente in neoprene 400 mm e connettore IP68. Attacco singolo per pali diametro 102mm, palo da ordinare separatamente. Versione Smart- City a richiesta.

LED source included. Integrated power supply 220-240V ON/OFF and dimmable 1-10V or DALI. Fixing bracket included. Equipped with a 400mm protruding neoprene cable section and IP68 connectors. Smart-City version available upon request. Single socket for 102mm diameter post. The post must be ordered separately. Smart-City version available upon request.

2200K disponibile su richiesta.

2200K available on request.

Optic 120° (Wide Spaces - Public Areas - Parking Areas)

Power Led: 78W - 8243 lm ≠ OUTPUT 6779 lm - 2700K/CRI 80 - 220÷240V / 78W - 8832 lm ≠ OUTPUT 7263 lm - 3000K/CRI 80 - 220÷240V / 78W - 9126 lm ≠ OUTPUT 7505 lm - 4000K/CRI 80 - 220÷240V

2700K

Non Dimmable

- FA53911406
- FA53911433
- 1-10V
- FA53911406-310
- FA53911433-310
- Dali
- FA53911406-300
- FA53911433-300

3000K

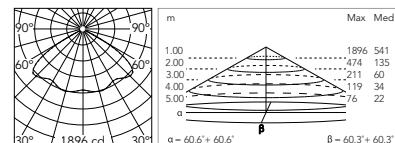
Non Dimmable

- FA53902106
- FA53902133
- 1-10V
- FA53902106-310
- FA53902133-310
- Dali
- FA53902106-300
- FA53902133-300

4000K

Non Dimmable

- FA53902006
- FA53902033
- 1-10V
- FA53902006-310
- FA53902033-310
- Dali
- FA53902006-300
- FA53902033-300



@ 3000K

Asymmetric Optic

Power Led: 78W - 8243 lm ≠ OUTPUT 6347 lm - 2700K/CRI 80 - 220÷240V / 78W - 8832 lm ≠ OUTPUT 6800 lm - 3000K/CRI 80 - 220÷240V / 78W - 9126 lm ≠ OUTPUT 7027 lm - 4000K/CRI 80 - 220÷240V

2700K

Non Dimmable

- FA53911406
- FA53911433
- 1-10V
- FA53911406-310
- FA53911433-310
- Dali
- FA53911406-300
- FA53911433-300

3000K

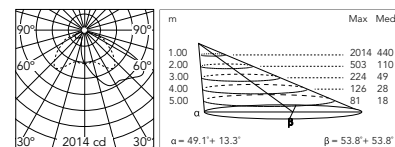
Non Dimmable

- FA53916206
- FA53916233
- 1-10V
- FA53916206-310
- FA53916233-310
- Dali
- FA53916206-300
- FA53916233-300

4000K

Non Dimmable

- FA53918006
- FA53918033
- 1-10V
- FA53918006-310
- FA53918033-310
- Dali
- FA53918006-300
- FA53918033-300



@ 3000K

Street Light Optic

Power Led: 78W - 8243 lm ≠ OUTPUT 6203 lm - 2700K/CRI 80 - 220÷240V / 78W - 8832 lm ≠ OUTPUT 6646 lm - 3000K/CRI 80 - 220÷240V / 78W - 9126 lm ≠ OUTPUT 6868 lm - 4000K/CRI 80 - 220÷240V

2700K

Non Dimmable

- FA53911606
- FA53911633
- 1-10V
- FA53911606-310
- FA53911633-310
- Dali
- FA53911606-300
- FA53911633-300

3000K

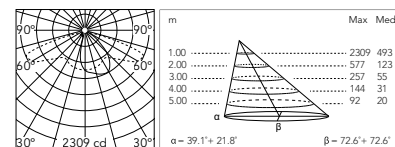
Non Dimmable

- FA53902406
- FA53902433
- 1-10V
- FA53902406-310
- FA53902433-310
- Dali
- FA53902406-300
- FA53902433-300

4000K

Non Dimmable

- FA53902306
- FA53902333
- 1-10V
- FA53902306-310
- FA53902333-310
- Dali
- FA53902306-300
- FA53902333-300



@ 3000K

Street Light Optic (Foot and Cycle Paths)

Power Led: 78W - 8243 lm ≠ OUTPUT 6261 lm - 2700K/CRI 80 - 220÷240V / 78W - 8832 lm ≠ OUTPUT 6708 lm - 3000K/CRI 80 - 220÷240V / 78W - 9126 lm ≠ OUTPUT 6932 lm - 4000K/CRI 80 - 220÷240V

2700K

Non Dimmable

- FA53911806
- FA53911833
- 1-10V
- FA53911806-310
- FA53911833-310
- Dali
- FA53911806-300
- FA53911833-300

3000K

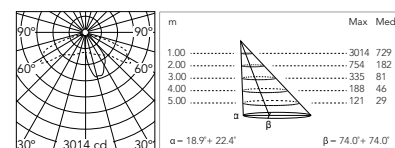
Non Dimmable

- FA53902706
- FA53902733
- 1-10V
- FA53902706-310
- FA53902733-310
- Dali
- FA53902706-300
- FA53902733-300

4000K

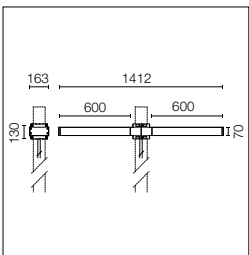

Non Dimmable











- FA53902606
- FA53902633
- 1-10V
- FA53902606-310
- FA53902633-310
- Dali
- FA53902606-300
- FA53902633-300



@ 3000K

Dooku 600 - Double Top Pole ø102





Sorgente a LED inclusa. Alimentazione elettrica 220-240V ON/OFF e dimmerabile 1-10V o DALI integrata. Staffa di fissaggio inclusa. Dotato di spezzone di cavo uscente in neoprene 400 mm e connettore IP68. Attacco doppio per pali diametro 102 mm, palo da ordinare separatamente. Versione Smart- City a richiesta.

LED source included. Integrated power supply 220-240V ON/OFF and dimmable 1-10V or DALI. Fixing bracket included. Equipped with a 400mm protruding neoprene cable section and IP68 connectors. Double socket for 102mm diameter post. The post must be ordered separately. Smart-City version available upon request.

2200K disponibile su richiesta.

2200K available on request.

Optic 120° (Wide Spaces - Public Areas - Parking Areas)

Power Led: 78W - 2x8243 lm ≠ OUTPUT 2x6779 lm - 2700K/CRI 80 - 220÷240V / 78W - 2x8832 lm ≠ OUTPUT 2x7263 lm - 3000K/CRI 80 - 220÷240V / 78W - 2x9126 lm ≠ OUTPUT 2x7505 lm - 4000K/CRI 80 - 220÷240V

2700K

Non Dimmable

- FA53912006
- FA53912033

1-10V

- FA53912006-310
- FA53912033-310

Dali

- FA53912006-300
- FA53912033-300

3000K

Non Dimmable

- FA53903006
- FA53903033

1-10V

- FA53903006-310
- FA53903033-310

Dali

- FA53903006-300
- FA53903033-300

4000K

Non Dimmable

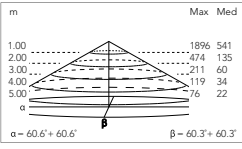
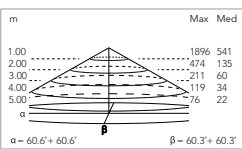
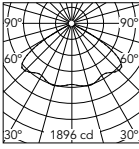
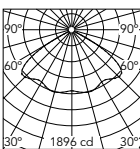
- FA53902906
- FA53902933

1-10V

- FA53902906-310
- FA53902933-310

Dali

- FA53902906-300
- FA53902933-300



Asymmetric Optic

Power Led: 78W - 2x8243 lm ≠ OUTPUT 2x6347 lm - 2700K/CRI 80 - 220÷240V / 78W - 2x8832 lm ≠ OUTPUT 2x6800 lm - 3000K/CRI 80 - 220÷240V / 78W - 2x9126 lm ≠ OUTPUT 2x7027 lm - 4000K/CRI 80 - 220÷240V

2700K

Non Dimmable

- FA53914606
- FA53914633

1-10V

- FA53914606-310
- FA53914633-310

Dali

- FA53914606-300
- FA53914633-300

3000K

Non Dimmable

- FA53916406
- FA53916433

1-10V

- FA53916406-310
- FA53916433-310

Dali

- FA53916406-300
- FA53916433-300

4000K

Non Dimmable

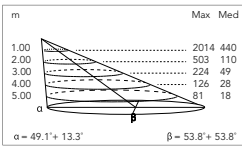
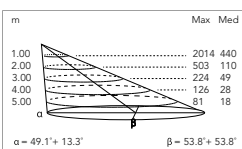
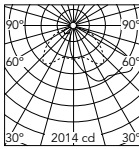
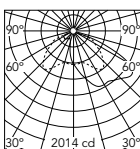
- FA53918206
- FA53918233

1-10V

- FA53918206-310
- FA53918233-310

Dali

- FA53918206-300
- FA53918233-300



Street Light Optic

Power Led: 78W - 2x8243 lm ≠ OUTPUT 2x6203 lm - 2700K/CRI 80 - 220÷240V / 78W - 2x8832 lm ≠ OUTPUT 2x6646 lm - 3000K/CRI 80 - 220÷240V / 78W - 2x9126 lm ≠ OUTPUT 2x6868 lm - 4000K/CRI 80 - 220÷240V

2700K

Non Dimmable

- FA53912206
- FA53912233

1-10V

- FA53912206-310
- FA53912233-310

Dali

- FA53912206-300
- FA53912233-300

3000K

Non Dimmable

- FA53903306
- FA53903333

1-10V

- FA53903306-310
- FA53903333-310

Dali

- FA53903306-300
- FA53903333-300

4000K

Non Dimmable

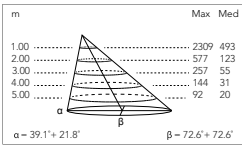
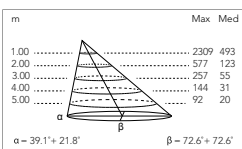
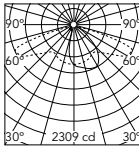
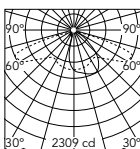
- FA53903206
- FA53903233

1-10V

- FA53903206-310
- FA53903233-310

Dali

- FA53903206-300
- FA53903233-300



Street Light Optic (Foot and Cycle Paths)

Power Led: 78W - 2x8243 lm ≠ OUTPUT 2x6261 lm - 2700K/CRI 80 - 220÷240V / 78W - 2x8832 lm ≠ OUTPUT 2x6708 lm - 3000K/CRI 80 - 220÷240V / 78W - 2x9126 lm ≠ OUTPUT 2x6932 lm - 4000K/CRI 80 - 220÷240V

2700K

Non Dimmable

- FA53912406
- FA53912433

1-10V

- FA53912406-310
- FA53912433-310

Dali

- FA53912406-300
- FA53912433-300

3000K

Non Dimmable

- FA53903606
- FA53903633

1-10V

- FA53903606-310
- FA53903633-310

Dali

- FA53903606-300
- FA53903633-300

4000K

Non Dimmable

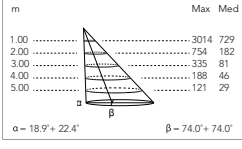
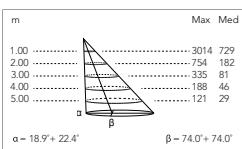
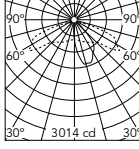
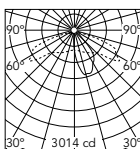
- FA53903506
- FA53903533

1-10V

- FA53903506-310
- FA53903533-310

Dali

- FA53903506-300
- FA53903533-300




Dooku / Ø 76mm - Poles

Con Base e Portella con Morsettiera.
With Base and Access Door .
With Terminal Block 4x1,5-16mmq.



- H 3500mm**
- FA24806
 - FA24833
- H 4500mm**
- FA24906
 - FA24933

Da Interrare (+500 mm Interrati) e Portella con Morsettiera
In-Ground (+500 mm Root) With Access Door
With Terminal Block 4x1,5-16mmq



- H 3500mm**
- FA25006
 - FA25033
- H 4500mm**
- FA25106
 - FA25133


Dooku / Ø 102mm - Poles

Con Base e Portella con Morsettiera.
With Base and Access Door .
With Terminal Block 4x1,5-16mmq.



- H 4000mm**
- FA414006
 - FA414033
- H 5000mm**
- FA415006
 - FA415033

Da Interrare (+500 mm Interrati) e Portella con Morsettiera
In-Ground (+500 mm Root) With Access Door
With Terminal Block 4x1,5-16mmq



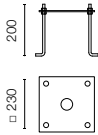
- H 4000mm**
- FA414506
 - FA414533
- H 5000mm**
- FA415506
 - FA415533

Dooku: Accessori / Accessories

Piastra tirafondi.

Base plate with bolt.

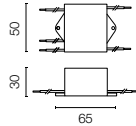
FA116



Dispositivo di protezione per il sovraccarico. 275Vac. Corrente massima di scarica 10KA (8/29µs). Massima corrente operativa 5A. Adatto per la connessione in serie. IP66.

Surge protection device. 275Vac. Maximum discharge current 10KA (8/20µs). Maximum operating current 5A. Suitable for series connection. IP66.

F990E00A000



Classi di isolamento delle lampade / Luminaires classification



Classe I: lampada la cui protezione contro la scarica elettrica non si basa solo sull'isolamento di base dell'apparecchio, ma su un ulteriore sistema di sicurezza che consiste nel collegamento dei componenti conduttivi accessibili a un conduttore di sicurezza (messa a terra) facente parte dell'impianto elettrico fisso.

Class I: Luminaire in which protection against electrical shocks is not just based on the basic insulation but also on an additional safety precautions consisting of connecting the accesible conductive parts to a safety conductor (earth).



Classe II: Lampada la cui protezione contro la scarica elettrica non si basa solo sull'isolamento di base dell'apparecchio, ma su un ulteriore misura di sicurezza che consiste in un doppio isolamento rinforzato senza dispositivi per la messa a terra.

Class II: Luminaire in which protection against electrical shocks is not just based on the basic insulation but also on an additional safety precautions consisting of double reinforced insulation without conductive parts to a safety conductor (earth).



Classe III: Lampada la cui protezione contro la scarica elettrica si basa su un sistema a bassissima tensione, che non viene mai superata. Una lampada di Classe III non deve mai essere fornita con la messa a terra.

Class III: Luminaire in which protection against electrical shocks is based on the very low safety supply voltage and no voltages are produced higher than this. A Class III luminaire must never be provided with earthing.

Omologazioni / Homologations



Tutte le lampade prodotte e presentate in questo programma sono state realizzate in conformità con la Norma Europea EN 60 598 e sono pertanto conformi ai requisiti definiti nella Direttiva CEE 73/23 (Direttiva di Bassa Tensione). La loro realizzazione garantisce anche la conformità alla Direttiva 89/336 per quanto concerne la Compatibilità Elettromagnetica. Tutti i prodotti rientranti nel campo di applicazione delle suddette Direttive riportano la marcatura CE, che ne attesta la conformità ai relativi requisiti.

All lamps manufactured and illustrated in this catalog comply with European Standard EN 60 598 and consequently meet the requirements set forth in Directive 73/23 EEC (Low Voltage Directive). They also comply with Directive 89/336 covering electromagnetic compatibility. All products falling under the scope of the above-mentioned Directives bear the CE mark as proof of their compliance with the respective requirements.



La presenza del marchio ENEC sul prodotto conferma l'adempimento della Normativa Europea e garantisce l'affidabilità del sistema organizzativo e produttivo responsabile della fabbricazione del prodotto, attraverso un ente di certificazione accreditato. Il marchio ENEC conferma il nostro impegno ed è la migliore garanzia in tema di sicurezza e qualità di tutti i nostri prodotti.

The ENEC mark on the product stands for the compliance of European Standard as well as a trustworthy organisation and product system and is guaranteed by an accredited certification body. This agreed mark stands for our engagement and represents the best guarantee in security and quality matter of our products.



L'Associazione Spagnola di Normalizzazione e Certificazione AENOR certifica che il Sistema di garanzia di qualità adottato dalla Antares Iluminación S. A. soddisfa i requisiti della Norma Europea EN ISO 9001: Sistema di Qualità.

The Spanish Association for Standards and Certification AENOR, certifies that quality assurance system adopted by Antares Iluminación, S.A. complies with the requirements of the standard UNE-EN ISO-9001 Quality Systems.

IP 20	Indice di protezione contro la penetrazione di corpi solidi e di liquidi.	Protection degree offered by the fixture to the ingress of solids and liquids.
IP 20	1a cifra, protezione contro la penetrazione dei corpi solidi: 0 Nessuna protezione - 1 Protezione contro i corpi solidi di dimensioni superiori a 50mm - 2 Protezione contro i corpi solidi di dimensioni superiori a 12mm - 3 Protezione contro i corpi solidi di dimensioni superiori a 2,5mm - 4 Protezione contro i corpi solidi di dimensioni superiori a 1mm - 5 Protezione contro la polvere - 6 Totalmente protetto contro la polvere.	1st figure, protection against penetration by solid bodies: 0 No protection - 1 Protected against solid bodies over 50 mm in diameter - 2 Protected against solid bodies over 12 mm in diameter - 3 Protected against solid bodies over 2,5 mm in diameter - 4 Protected against solid bodies over 1 mm in diameter - 5 Protected against dust - 6 Fully protected against dust.
IP 20	2a cifra, protezione contro l'infiltrazione di acqua: 0 Nessuna protezione - 1 Protezione contro la caduta in verticale di gocce d'acqua - 2 Protezione contro la caduta in verticale di gocce d'acqua con angolo di inclinazione max di 15° - 3 Protezione contro la caduta in verticale di gocce d'acqua con angolo di inclinazione max di 60° - 4 Protezione contro gli spruzzi d'acqua - 5 Protezione contro i getti d'acqua - 6 Protezione contro le ondate d'acqua - 7 Protezione contro l'immersione - 8 Protezione contro l'immersione prolungata.	2nd figure, protection against penetration by water: 0 No protection - 1 Protected against drops of water falling vertically - 2 Protected against drops of water at a max. inclination of 15 degrees - 3 Protected against drops of water at a max. inclination of 60 degrees - 4 Protected against splashed of water - 5 Protected against jets of water - 6 Protected against waves - 7 Protected against immersion - 8 Protected against long term immersion.

Simbologia / Pictography

In conformità con quanto previsto dal Regolamento 874/2012/EU, integrazione della Direttiva 2010/30/UE e relativo all'etichettatura indicante il consumo d'energia delle lampade elettriche e la compatibilità degli apparecchi di illuminazione con le diverse fonti luminose (integrate o con questi compatibili), Flos S.p.A. ha inserito le etichette richieste, in formato elettronico, sul proprio sito (www.flos.com) nell'area relativa ai prodotti.

Le modalità per scaricare le etichette, nelle diverse lingue previste a livello comunitario, sono le seguenti: • Selezionare la collezione/il prodotto di interesse (per esempio <http://www.flos.com/decorative/en/products/floor/Arco>) • Cliccare "Vedi scheda tecnica" • Cliccare "Print Energy Label" • Selezionare la lingua e stampare l'etichetta.

In accordance with the provisions of Regulation 874/2012/EU and integration of the Directive 2010/30/EU concerning labeling indicating the energy consumption of electric lamps and the compatibility of lighting appliances with different light sources (integrated or compatible with these), Flos SpA has inserted the required labels, in electronic form, on its website (www.flos.com) in the area relating to products. The methods to download the labels in different languages envisaged at Community level are as follows: • Choose the collection/product you are interested in (for ex: <http://www.flos.com/decorative/en/products/floor/Arco>) • Click on "see specs sheet" • Click on "Print Energy Label" • Select the language and print the label.

Symbols



Resistenza al carico statico
In conformità alle norme CEI EN 60598-2-13.

Static load: Resistance to static load.
In compliance with CEI EN 60598-2-13 standards.



Resistenza alla torsione e allo scorrimento del carico
In conformità alle norme CEI EN 60598-2-13.

Drive over Resistance to torque and shear loads.
In compliance with CEI EN 60598-2-13 standards.



Temperatura del diffusore in conformità con la norma CEI EN 60598-2-13.
Controllare che la temperatura "T max °C" del diffusore (testato a 25 °C), sia conforme con la normativa locale.
Temperatura superficiale <70°C per sorgenti LED.

Diffuser temperature according to CEI EN 60598-2-13.
Check that diffuser's temperature "T max °C" (tested at 25°C) complies with your local regulation. Glass surface temperature <70°C for LED source



Consigli per la corretta installazione di apparecchi da incasso:
E' importante prevedere un efficace sistema di drenaggio dell'acqua.
L'apparecchio non deve essere installato in zone di ristagno.

Advice on installation of recessed luminaires:
It is important to provide a consistent gravel layer or drain system to ensure good drainage and to avoid water stagnation.
The luminaire must not be installed in hollow surfaces.



Connessione elettrica:
Connessione tramite uno o due ingresso cavo, oppure tramite apposito alimentatore remoto (disponibile separatamente).

Electric connection:
Wiring through cable input, through two cable inputs or through a feeding transformer installed on remote position (to be ordered separately).



Apparecchio dotato di uno o due ingressi cavo.

Luminaire is equipped with 1 or 2 cable input.



Apparecchio dotato di cavo e spina.

Luminaire is equipped with cable and plug.



Protezione contro l'ingresso d'acqua dal cavo.

Protection against water ingress from the cable



Installazione a muro, a pavimento o a soffitto.

Surface installation on wall, on ground or on ceiling.



Installazione a palo.

Installation on pole.



Installazione ad incasso.
Installazione a sospensione.

In-ground installation (recessed luminaire)
Suspended fitting.



Test filo incandescente IEC 60695-2-10: test utilizzato per simulare l'effetto del calore che potrebbe presentarsi nelle apparecchiature elettriche malfunzionanti, ad esempio con componenti sovraccarichi (temperatura specificata).

Glow wire test IEC 60695-2-10: the glow wire test is used to simulate the effect of heat as may arise in malfunctioning electrical equipment, such as with overloaded (specified temperature).

Symbols

IK
09

Resistenza a impatti meccanici esterni:
Il codice IK si riferisce al massimo impatto esterno
che l'apparecchio è in grado di sopportare, senza
danni irreversibili. In conformità con gli standard
EN50102.

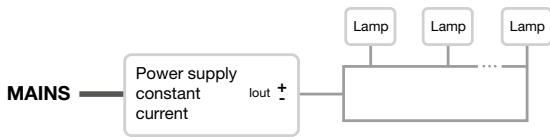
Resistance to external mechanical impacts:
IK code refers to the maximum external
impact the luminaire is capable to withstand,
without irreversible damage.
In compliance with EN50102 standards.

IK code	Impact Energy (Joule)	Mass/Height
IK00	0,00	-----
IK01	0,15	0,2Kg/70mm
IK02	0,20	0,2Kg/100mm
IK03	0,35	0,2Kg/175mm
IK04	0,50	0,2Kg/250mm
IK05	0,70	0,2Kg/350mm
IK06	1,00	0,5Kg/200mm
IK07	2,00	0,5Kg/400mm
IK08	5,00	1,7Kg/295mm
IK09	10,00	5,0Kg/200mm
IK10	20,00	5,0Kg/400mm

Tecnical Schemes

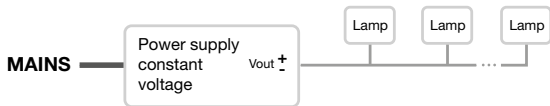
Schema elettrico ed esempio di installazione in serie / Wiring Diagram and sample series installation

n.1



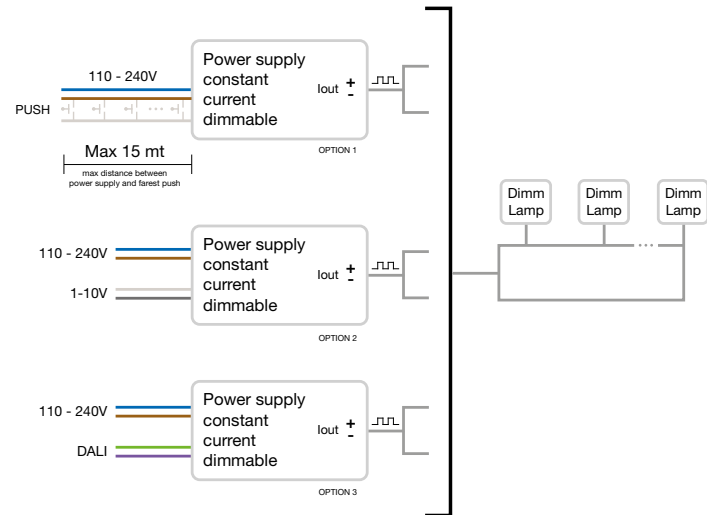
Schema elettrico ed esempio di installazione in parallelo / Wiring Diagram and sample parallel installation

n.2



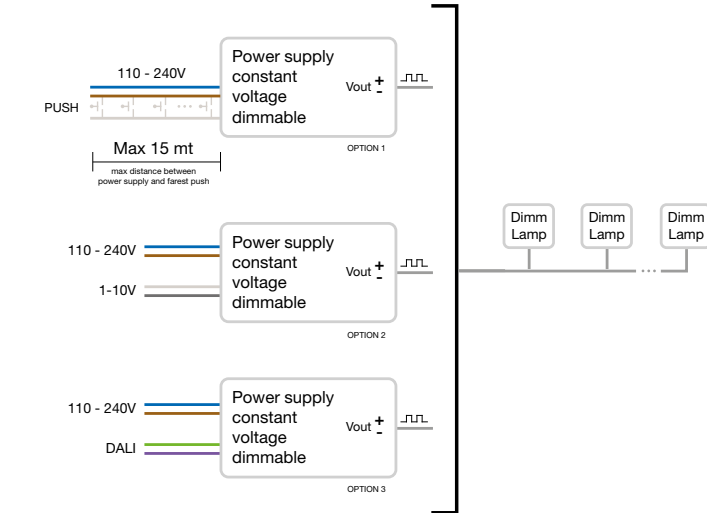
Schema elettrico ed esempio di installazione in serie dimmerabile / Wiring Diagram and sample dimmable series installation

n.3



Schema elettrico ed esempio di installazione in parallelo dimmerabile / Wiring Diagram and sample dimmable parallel installation

n.4



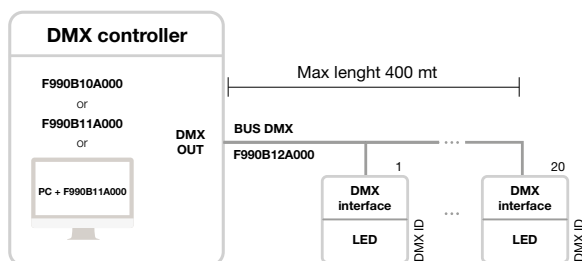
Basic DMX Wiring Scheme

Un sistema di DMX può includere un numero illimitato di apparecchi, a condizione che le seguenti regole siano rispettate:

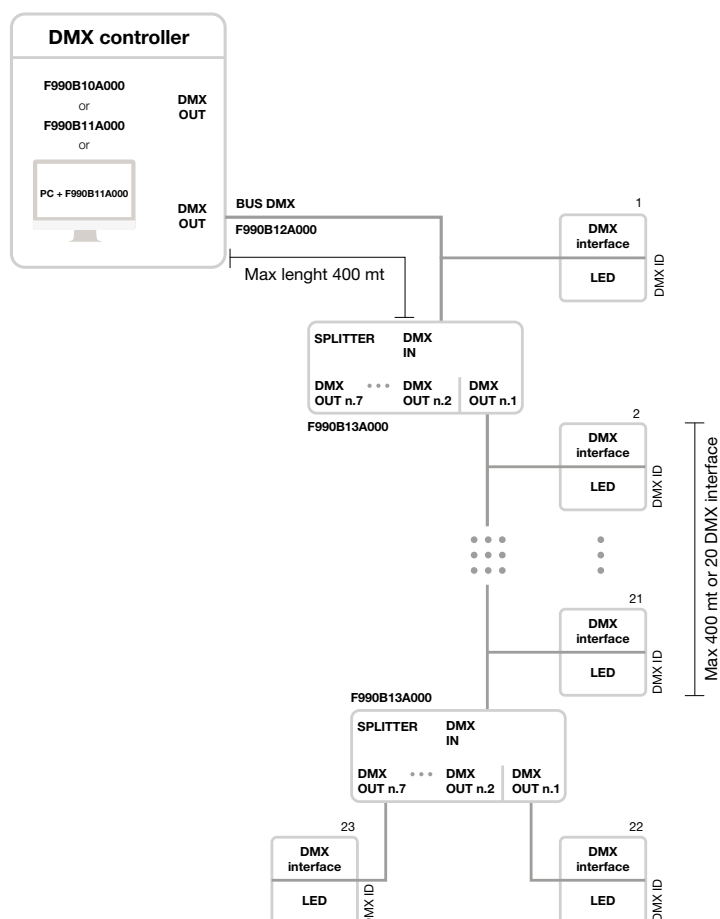
- Usare cavi adatti per DMX bus: cavi DMX con impedenza costante 110 Ohm (Cod.186). L'uso di cavi diversi non garantisce le stesse prestazioni.
- Ogni 400 mt il segnale DMX bus deve essere rigenerato con uno Splitter. Questo permette di estendere l'installazione.
- Ogni 20 apparecchi il segnale bus DMX ha bisogno di essere rigenerato con una Splitter. Questo permette di estendere l'installazione.
- Tutti gli apparecchi devono essere collegati in serie al bus DMX (Nessun collegamento a stella). Si deve tenere conto che l'uso di uno splitter può risolvere il problema di avere un ingresso bus e più uscite bus.
- Ogni cavo deve avere una resistenza di terminazione di 120 Ohm.

A DMX system can include an unlimited number of fixtures on condition that the following rules are respected:

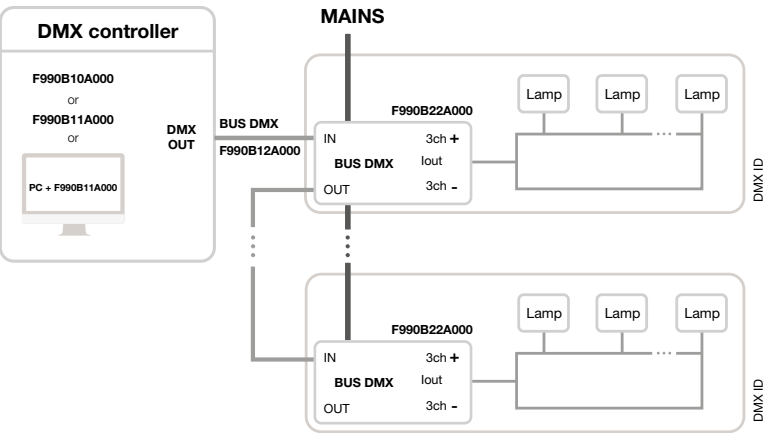
- Use suitable cables for DMX bus: shielded twisted pair with 110 Ohm constant impedance (e.g. Cod.186). The use of different cables doesn't assure the same performance.
- Every 400mt of cable the DMX bus signal needs to be regenerated with a Splitter. This allows to extend the installation.
- Every 20 fixtures the DMX bus signal needs to be regenerated with a Splitter. This allows to extend the installation.
- All fixtures have to be connected in series to the DMX bus. No star connection allowed. It has to be taken into account that the use of a splitter can solve the problem having one bus input and more bus output.
- Each cable must have a 120 Ohm termination resistor.



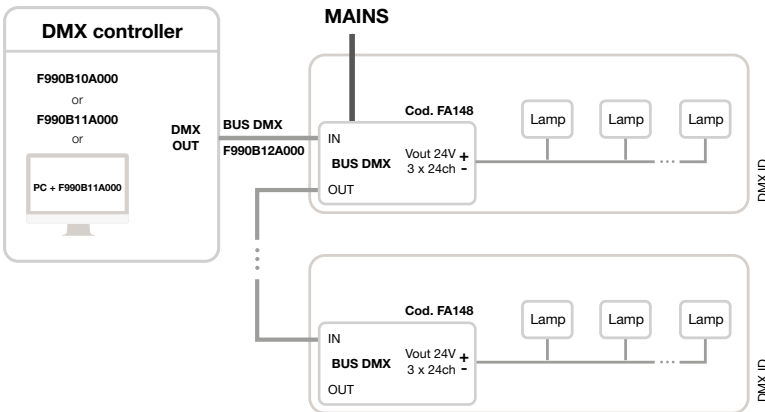
Extended DMX Wiring Pattern



Schema elettrico ed esempio di installazione / Wiring Diagram and sample installation
n.5



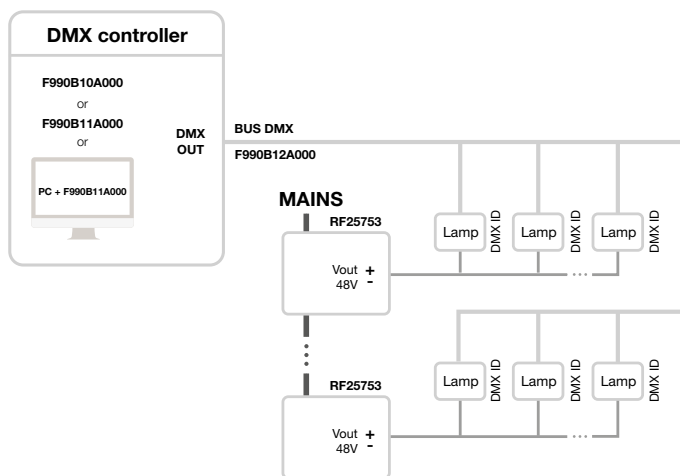
Schema elettrico ed esempio di installazione / Wiring Diagram and sample installation
n.6



Technical Schemes

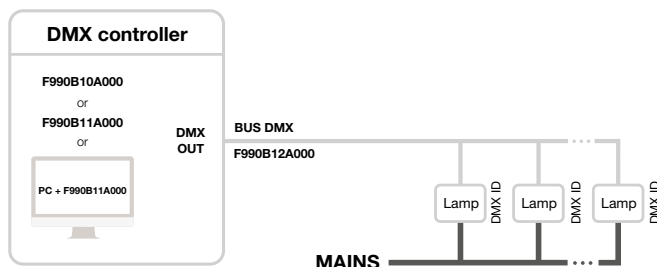
Schema elettrico ed esempio di installazione / Wiring Diagram and sample installation

n.7



Schema elettrico ed esempio di installazione / Wiring Diagram and sample installation

n.8



Attenzione

Cablaggio degli apparecchi a LED che funzionano in corrente costante e connessi in serie (schema 1): Non collegare l'apparecchio ad un alimentatore già collegato alla rete.
Collegare sempre gli apparecchi all'alimentatore, e solo dopo collegare l'alimentatore alla rete.

Schemi di collegamento: apparecchi a corrente costante devono essere sempre collegati in serie, apparecchi in tensione costante devono essere sempre collegati in parallelo.
Sempre rispettare polarità secondo il sistema DC.

Alimentatori devono sempre corrispondere alle funzioni di installazione: Non utilizzare un alimentatore a corrente costante su un apparecchio a tensione costante e viceversa.

La scelta dell'alimentatore deve tener conto del consumo reale dell'apparecchio (dati mostrati nel catalogo) con un aumento del 20% per affrontare qualsiasi perdita potenziale sull'impianto.

Gli apparecchi a LED e gli alimentatori sono protetti contro le interferenze sulla linea, è comunque altamente consigliabile impostare linee dedicate di alimentazione al fine di evitare qualsiasi potenziale interferenza improvvisa e grave (carichi induttivi, come pompe o lampade a scarica) che possono danneggiare il modulo LED.

Attention

Wiring of LED luminaires run in constant current and connected in series (schemes 1,3 and 5): Never connect the luminaire to a switched on power supply.
Always connect luminaires to the power supply, and only after connect the power supply to the mains.

Connection schemes: Luminaires in constant current must always be connected in series; luminaires in constant tension must always be connected in parallel.
Always respect polarity according to the DC system.

Power Supplies must always match installation features: Never use a constant current power supply on a constant tension luminaire and vice versa.

The choice of the power supply must take into account the real power consumption of the luminaire (data shown in the catalogue) with a 20% increase to face any potential loss on the installation.

LED Luminaires and power supplies are protected against interferences on the line, it is anyway highly recommended to set dedicated feeding lines to avoid any potential sudden and severe interference (inductive loads like pumps or discharge lamps) that are likely to damage the LED module.

Alphabetical Index

A-Rise	468	In Vitro	166
A-Round	458	Ingraze	538
Aimer	754	Kirk	734
Bellhop	290	Klein Pro	340
Belvedere	328	Landlord	272
C-Me	514	Leila	722
Camouflage	396	Lighting In The Rain	265
Casting	302	Marco	440
Caule	238	Mayday	178
Cielo	596	Mile	186
Climber	406	My Way	388
Dooku	834	Outgraze	600
Eclipse	674	Perseo	810
Emma	706	Platter	694
Fenestra	450	Pointbreak	136
Flauta	254	Real Matter	378
Captain Flint	220	Spine	16
Franco	788	Spock	742
Gobi	492	Talia	368
Heavy Metal	418	Tau	650
Hyperion	684	Walkstick	314
I - Ron	360	Zefiro	350
IC_Light	230		

Garanzia

ARES s.r.l. garantisce al compratore la corretta realizzazione dei propri prodotti per un periodo di due anni dalla data della compravendita.

Durante il periodo di garanzia qualsiasi difetto di fabbricazione o di materiale sarà rettificato senza alcun addebito.

ARES s.r.l. si riserva il diritto di rettificare il danno attraverso la riparazione, il cambio o la sostituzione del/i prodotto/i.

La garanzia non copre ed il produttore non è responsabile di quanto segue:

Parti e materiali soggetti a continua usura;
Problematiche risultanti da cause esterne quali incidenti, abusi, utilizzo improprio, maneggiamento scorretto, negligenza, fuoco, furto, vandalismo, esplosioni, disastri naturali, o altre cause esterne non dipendenti dalla difettosità del prodotto stesso;
Condizioni che dimostrino una cattiva installazione, scorrette applicazioni, in stallazione in condizioni ambientali estreme diverse da quelle indicate nelle specifiche del prodotto stesso, situazioni sotto o sovra tensione di alimentazione, mancato rispetto delle istruzioni, maneggiamento, trasporto, manutenzione impropri o inadeguati, negligenza, accidentalità manomissioni del prodotto;
Incompatibilità: realizzazioni, installazioni, operazioni di manutenzione con prodotti non supportati dal produttore;
Situazioni in cui componenti dei prodotti vengano sostituiti con parti non fornite dal produttore;
La qualità di installazione sui prodotti dell'azienda produttrice dei sopracitati componenti non forniti dal produttore.
Piccoli difetti che non abbiano ripercussioni sul valore o sul funzionamento dell'apparecchio.

La garanzia non si applica a qualsiasi altra richiesta (per esempio costi aggiuntivi sostenuti dal cliente), che non sia preventivamente concordata e accettata per iscritto con l'azienda produttrice

Warranty

ARES s.r.l. warrants to the Buyer the satisfactory operation of its products for the period of two years from date of Purchaser's purchase (the invoice date).

Within the warranty period any defects with ARES s.r.l. products as a result of faulty materials or workmanship will be rectified free of charge.

ARES s.r.l. reserves the right to rectify the fault by repair, exchange or replacement.

The warranty does not cover and the manufacturer will not be liable for:

Parts and materials subject to continuous wear;
Problems resulting from external causes such as accident, abuse, misuse, mishandling, negligence, fire, theft, vandalism, riot, explosion, natural disaster, or other external causes unrelated to product defect;
Conditions demonstrating faulty installation, misapplication, extreme environmental conditions beyond those defined in the product specification, under/over voltage situations, lack of compliance with applicable instructions, improper or inadequate handling, shipping, maintenance, negligence, accident, or tampering;
Incompatibility, improper design, manufacture, installation, operation or maintenance of products not supplied by Manufacturer;
Situations in which manufacturer's control gears fixtures and or any parts are replaced with those from other manufacturers;
The quality of the installation on Manufacturer products by the installer of those products. For example, the above warranties would not cover problems resulting from such an installer's installation methods.
Small defects having a negligible effect in value or operation.

The warranty does not apply to any other claims (for instance additional cost incurred by the customer) unless agreed and accepted by the manufacturer in writing.

Page	Reference	Page	Reference	Page	Reference	Page	Reference	Page	Reference
334	F001A21A001	334	F001B21B001	335	F001C23A001.A	336	F001D22B001.A	336	F001D41B001
334	F001A21A006	334	F001B21B006	335	F001C23A006.A	336	F001D22B006.A	336	F001D41B006
334	F001A21A012	334	F001B21B012	335	F001C23A012.A	336	F001D22B012.A	336	F001D41B012
334	F001A21A018	334	F001B21B018	335	F001C23A018.A	336	F001D22B018.A	336	F001D41B018
334	F001A21A030	334	F001B21B030	335	F001C23A030.A	336	F001D22B030.A	336	F001D41B030
334	F001A21A033	334	F001B21B033	335	F001C23A033.A	336	F001D22B033.A	336	F001D41B033
334	F001A21B001	334	F001B21D001	335	F001C31A001	336	F001D23A001.A	336	F001D42A001
334	F001A21B006	334	F001B21D006	335	F001C31A006	336	F001D23A006.A	336	F001D42A006
334	F001A21B012	334	F001B21D012	335	F001C31A012	336	F001D23A012.A	336	F001D42A012
334	F001A21B018	334	F001B21D018	335	F001C31A018	336	F001D23A018.A	336	F001D42A018
334	F001A21B030	334	F001B21D030	335	F001C31A030	336	F001D23A030.A	336	F001D42A030
334	F001A21B033	334	F001B21D033	335	F001C31A033	336	F001D23A033.A	336	F001D42A033
334	F001A21D001	334	F001B31A001	335	F001C32A001	336	F001D23B001.A	336	F001D42B001
334	F001A21D006	334	F001B31A006	335	F001C32A006	336	F001D23B006.A	336	F001D42B006
334	F001A21D012	334	F001B31A012	335	F001C32A012	336	F001D23B012.A	336	F001D42B012
334	F001A21D018	334	F001B31A018	335	F001C32A018	336	F001D23B018.A	336	F001D42B018
334	F001A21D030	334	F001B31A030	335	F001C32A030	336	F001D23B030.A	336	F001D42B030
334	F001A21D033	334	F001B31A033	335	F001C32A033	336	F001D23B033.A	336	F001D42B033
334	F001A31A001	334	F001B31B001	335	F001C33A001	336	F001D31A001	336	F001D43A001
334	F001A31A006	334	F001B31B006	335	F001C33A006	336	F001D31A006	336	F001D43A006
334	F001A31A012	334	F001B31B012	335	F001C33A012	336	F001D31A012	336	F001D43A012
334	F001A31A018	334	F001B31B018	335	F001C33A018	336	F001D31A018	336	F001D43A018
334	F001A31A030	334	F001B31B030	335	F001C33A030	336	F001D31A030	336	F001D43A030
334	F001A31A033	334	F001B31B033	335	F001C33A033	336	F001D31A033	336	F001D43A033
334	F001A31B001	334	F001B31D001	335	F001C41A001	336	F001D31B001	336	F001D43B001
334	F001A31B006	334	F001B31D006	335	F001C41A006	336	F001D31B006	336	F001D43B006
334	F001A31B012	334	F001B31D012	335	F001C41A012	336	F001D31B012	336	F001D43B012
334	F001A31B018	334	F001B31D018	335	F001C41A018	336	F001D31B018	336	F001D43B018
334	F001A31B030	334	F001B31D030	335	F001C41A030	336	F001D31B030	336	F001D43B030
334	F001A31B033	334	F001B31D033	335	F001C41A033	336	F001D31B033	336	F001D43B033
334	F001A31D001	334	F001B41A001	335	F001C42A001	336	F001D32A001	337	F001E21A001.A
334	F001A31D006	334	F001B41A006	335	F001C42A006	336	F001D32A006	337	F001E21A006.A
334	F001A31D012	334	F001B41A012	335	F001C42A012	336	F001D32A012	337	F001E21A012.A
334	F001A31D018	334	F001B41A018	335	F001C42A018	336	F001D32A018	337	F001E21A018.A
334	F001A31D030	334	F001B41A030	335	F001C42A030	336	F001D32A030	337	F001E21A030.A
334	F001A31D033	334	F001B41A033	335	F001C42A033	336	F001D32A033	337	F001E21A033.A
334	F001A41A001	334	F001B41B001	335	F001C43A001	336	F001D32B001	337	F001E21B001.A
334	F001A41A006	334	F001B41B006	335	F001C43A006	336	F001D32B006	337	F001E21B006.A
334	F001A41A012	334	F001B41B012	335	F001C43A012	336	F001D32B012	337	F001E21B012.A
334	F001A41A018	334	F001B41B018	335	F001C43A018	336	F001D32B018	337	F001E21B018.A
334	F001A41A030	334	F001B41B030	335	F001C43A030	336	F001D32B030	337	F001E21B030.A
334	F001A41A033	334	F001B41B033	335	F001C43A033	336	F001D32B033	337	F001E21B033.A
334	F001A41B001	334	F001B41D001	336	F001D21A001.A	336	F001D33A001	337	F001E21D001.A
334	F001A41B006	334	F001B41D006	336	F001D21A006.A	336	F001D33A006	337	F001E21D006.A
334	F001A41B012	334	F001B41D012	336	F001D21A012.A	336	F001D33A012	337	F001E21D012.A
334	F001A41B018	334	F001B41D018	336	F001D21A018.A	336	F001D33A018	337	F001E21D018.A
334	F001A41B030	334	F001B41D030	336	F001D21A030.A	336	F001D33A030	337	F001E21D030.A
334	F001A41B033	334	F001B41D033	336	F001D21A033.A	336	F001D33A033	337	F001E21D033.A
334	F001A41D001	335	F001C21A001.A	336	F001D21B001.A	336	F001D33B001	337	F001E22A001.A
334	F001A41D006	335	F001C21A006.A	336	F001D21B006.A	336	F001D33B006	337	F001E22A006.A
334	F001A41D012	335	F001C21A012.A	336	F001D21B012.A	336	F001D33B012	337	F001E22A012.A
334	F001A41D018	335	F001C21A018.A	336	F001D21B018.A	336	F001D33B018	337	F001E22A018.A
334	F001A41D030	335	F001C21A030.A	336	F001D21B030.A	336	F001D33B030	337	F001E22A030.A
334	F001A41D033	335	F001C21A033.A	336	F001D21B033.A	336	F001D33B033	337	F001E22A033.A
334	F001B21A001	335	F001C22A001.A	336	F001D22A001.A	336	F001D41A001	337	F001E22B001.A
334	F001B21A006	335	F001C22A006.A	336	F001D22A006.A	336	F001D41A006	337	F001E22B006.A
334	F001B21A012	335	F001C22A012.A	336	F001D22A012.A	336	F001D41A012	337	F001E22B012.A
334	F001B21A018	335	F001C22A018.A	336	F001D22A018.A	336	F001D41A018	337	F001E22B018.A
334	F001B21A030	335	F001C22A030.A	336	F001D22A030.A	336	F001D41A030	337	F001E22B030.A
334	F001B21A033	335	F001C22A033.A	336	F001D22A033.A	336	F001D41A033	337	F001E22B033.A

Page	Reference	Page	Reference	Page	Reference	Page	Reference	Page	Reference
337	F001E22D001.A	337	F001E33A001	337	F001E43B001	338	F001F43A001	339	F001Z010000
337	F001E22D006.A	337	F001E33A006	337	F001E43B006	338	F001F43A006	327	F001Z020000
337	F001E22D012.A	337	F001E33A012	337	F001E43B012	338	F001F43A012	339	F001Z030000
337	F001E22D018.A	337	F001E33A018	337	F001E43B018	338	F001F43A018	339	F001Z040000
337	F001E22D030.A	337	F001E33A030	337	F001E43B030	338	F001F43A030	346	F002A20A001.B
337	F001E22D033.A	337	F001E33A033	337	F001E43B033	338	F001F43A033	346	F002A20A006.B
337	F001E23A001.A	337	F001E33B001	337	F001E43D001	339	F001G21A001.A	346	F002A20A012.B
337	F001E23A006.A	337	F001E33B006	337	F001E43D006	339	F001G21A006.A	346	F002A20A018.B
337	F001E23A012.A	337	F001E33B012	337	F001E43D012	339	F001G21A012.A	346	F002A20A030.B
337	F001E23A018.A	337	F001E33B018	337	F001E43D018	339	F001G21A018.A	346	F002A20A033.B
337	F001E23A030.A	337	F001E33B030	337	F001E43D030	339	F001G21A030.A	346	F002A20B001.B
337	F001E23A033.A	337	F001E33B033	337	F001E43D033	339	F001G21A033.A	346	F002A20B006.B
337	F001E23B001.A	337	F001E33D001	338	F001F21A001.A	339	F001G22A001.A	346	F002A20B012.B
337	F001E23B006.A	337	F001E33D006	338	F001F21A006.A	339	F001G22A006.A	346	F002A20B018.B
337	F001E23B012.A	337	F001E33D012	338	F001F21A012.A	339	F001G22A012.A	346	F002A20B030.B
337	F001E23B018.A	337	F001E33D018	338	F001F21A018.A	339	F001G22A018.A	346	F002A20B033.B
337	F001E23B030.A	337	F001E33D030	338	F001F21A030.A	339	F001G22A030.A	346	F002A20D001.B
337	F001E23B033.A	337	F001E33D033	338	F001F21A033.A	339	F001G22A033.A	346	F002A20D006.B
337	F001E23D001.A	337	F001E41A001	338	F001F22A001.A	339	F001G23A001.A	346	F002A20D012.B
337	F001E23D006.A	337	F001E41A006	338	F001F22A006.A	339	F001G23A006.A	346	F002A20D018.B
337	F001E23D012.A	337	F001E41A012	338	F001F22A012.A	339	F001G23A012.A	346	F002A20D030.B
337	F001E23D018.A	337	F001E41A018	338	F001F22A018.A	339	F001G23A018.A	346	F002A20D033.B
337	F001E23D030.A	337	F001E41A030	338	F001F22A030.A	339	F001G23A030.A	346	F002A21A070.B
337	F001E23D033.A	337	F001E41A033	338	F001F22A033.A	339	F001G23A033.A	346	F002A21A071.B
337	F001E31A001	337	F001E41B001	338	F001F23A001.A	339	F001G31A001	346	F002A21B070.B
337	F001E31A006	337	F001E41B006	338	F001F23A006.A	339	F001G31A006	346	F002A21B071.B
337	F001E31A012	337	F001E41B012	338	F001F23A012.A	339	F001G31A012	346	F002A21D070.B
337	F001E31A018	337	F001E41B018	338	F001F23A018.A	339	F001G31A018	346	F002A21D071.B
337	F001E31A030	337	F001E41B030	338	F001F23A030.A	339	F001G31A030	346	F002A30A001.B
337	F001E31A033	337	F001E41B033	338	F001F23A033.A	339	F001G31A033	346	F002A30A006.B
337	F001E31B001	337	F001E41D001	338	F001F31A001	339	F001G32A001	346	F002A30A012.B
337	F001E31B006	337	F001E41D006	338	F001F31A006	339	F001G32A006	346	F002A30A018.B
337	F001E31B012	337	F001E41D012	338	F001F31A012	339	F001G32A012	346	F002A30A030.B
337	F001E31B018	337	F001E41D018	338	F001F31A018	339	F001G32A018	346	F002A30A033.B
337	F001E31B030	337	F001E41D030	338	F001F31A030	339	F001G32A030	346	F002A30B001.B
337	F001E31B033	337	F001E41D033	338	F001F31A033	339	F001G32A033	346	F002A30B006.B
337	F001E31D001	337	F001E42A001	338	F001F32A001	339	F001G33A001	346	F002A30B012.B
337	F001E31D006	337	F001E42A006	338	F001F32A006	339	F001G33A006	346	F002A30B018.B
337	F001E31D012	337	F001E42A012	338	F001F32A012	339	F001G33A012	346	F002A30B030.B
337	F001E31D018	337	F001E42A018	338	F001F32A018	339	F001G33A018	346	F002A30B033.B
337	F001E31D030	337	F001E42A030	338	F001F32A030	339	F001G33A030	346	F002A30D001.B
337	F001E31D033	337	F001E42A033	338	F001F32A033	339	F001G33A033	346	F002A30D006.B
337	F001E32A001	337	F001E42B001	338	F001F33A001	339	F001G41A001	346	F002A30D012.B
337	F001E32A006	337	F001E42B006	338	F001F33A006	339	F001G41A006	346	F002A30D018.B
337	F001E32A012	337	F001E42B012	338	F001F33A012	339	F001G41A012	346	F002A30D030.B
337	F001E32A018	337	F001E42B018	338	F001F33A018	339	F001G41A018	346	F002A30D033.B
337	F001E32A030	337	F001E42B030	338	F001F33A030	339	F001G41A030	346	F002A31A070.B
337	F001E32A033	337	F001E42B033	338	F001F33A033	339	F001G41A033	346	F002A31A071.B
337	F001E32B001	337	F001E42D001	338	F001F41A001	339	F001G42A001	346	F002A31B070.B
337	F001E32B006	337	F001E42D006	338	F001F41A006	339	F001G42A006	346	F002A31B071.B
337	F001E32B012	337	F001E42D012	338	F001F41A012	339	F001G42A012	346	F002A31D070.B
337	F001E32B018	337	F001E42D018	338	F001F41A018	339	F001G42A018	346	F002A31D071.B
337	F001E32B030	337	F001E42D030	338	F001F41A030	339	F001G42A030	346	F002A40A001.A
337	F001E32B033	337	F001E42D033	338	F001F41A033	339	F001G42A033	346	F002A40A006.A
337	F001E32D001	337	F001E43A001	338	F001F42A001	339	F001G43A001	346	F002A40A012.A
337	F001E32D006	337	F001E43A006	338	F001F42A006	339	F001G43A006	346	F002A40A018.A
337	F001E32D012	337	F001E43A012	338	F001F42A012	339	F001G43A012	346	F002A40A030.A
337	F001E32D018	337	F001E43A018	338	F001F42A018	339	F001G43A018	346	F002A40A033.A
337	F001E32D030	337	F001E43A030	338	F001F42A030	339	F001G43A030	346	F002A40B001.A
337	F001E32D033	337	F001E43A033	338	F001F42A033	339	F001G43A033	346	F002A40B006.A

Page	Reference	Page	Reference	Page	Reference	Page	Reference	Page	Reference
346	F002A40B012.A	347	F002B31B070.B	297	F003A21D030	298	F003B21D006	296	F003C21B033
346	F002A40B018.A	347	F002B31B071.B	297	F003A21D033	298	F003B21D012	296	F003C21B056
346	F002A40B030.A	347	F002B31D070.B	297	F003A21D056	298	F003B21D018	296	F003C21D001
346	F002A40B033.A	347	F002B31D071.B	297	F003A31A001	298	F003B21D030	296	F003C21D006
346	F002A40D001.A	347	F002B40A001.A	297	F003A31A006	298	F003B21D033	296	F003C21D012
346	F002A40D006.A	347	F002B40A006.A	297	F003A31A012	298	F003B21D056	296	F003C21D018
346	F002A40D012.A	347	F002B40A012.A	297	F003A31A018	298	F003B31A001	296	F003C21D030
346	F002A40D018.A	347	F002B40A018.A	297	F003A31A030	298	F003B31A006	296	F003C21D033
346	F002A40D030.A	347	F002B40A030.A	297	F003A31A033	298	F003B31A012	296	F003C21D056
346	F002A40D033.A	347	F002B40A033.A	297	F003A31A056	298	F003B31A018	296	F003C31A001
346	F002A41A070.A	347	F002B40B001.A	297	F003A31B001	298	F003B31A030	296	F003C31A006
346	F002A41A071.A	347	F002B40B006.A	297	F003A31B006	298	F003B31A033	296	F003C31A012
346	F002A41B070.A	347	F002B40B012.A	297	F003A31B012	298	F003B31A056	296	F003C31A018
346	F002A41B071.A	347	F002B40B018.A	297	F003A31B018	298	F003B31B001	296	F003C31A030
346	F002A41D070.A	347	F002B40B030.A	297	F003A31B030	298	F003B31B006	296	F003C31A033
346	F002A41D071.A	347	F002B40B033.A	297	F003A31B033	298	F003B31B012	296	F003C31A056
347	F002B20A001.B	347	F002B40D001.A	297	F003A31B056	298	F003B31B018	296	F003C31B001
347	F002B20A006.B	347	F002B40D006.A	297	F003A31D001	298	F003B31B030	296	F003C31B006
347	F002B20A012.B	347	F002B40D012.A	297	F003A31D006	298	F003B31B033	296	F003C31B012
347	F002B20A018.B	347	F002B40D018.A	297	F003A31D012	298	F003B31B056	296	F003C31B018
347	F002B20A030.B	347	F002B40D030.A	297	F003A31D018	298	F003B31D001	296	F003C31B030
347	F002B20A033.B	347	F002B40D033.A	297	F003A31D030	298	F003B31D006	296	F003C31B033
347	F002B20B001.B	347	F002B41A070.A	297	F003A31D033	298	F003B31D012	296	F003C31B056
347	F002B20B006.B	347	F002B41A071.A	297	F003A31D056	298	F003B31D018	296	F003C31D001
347	F002B20B012.B	347	F002B41B070.A	297	F003A41A001	298	F003B31D030	296	F003C31D006
347	F002B20B018.B	347	F002B41B071.A	297	F003A41A006	298	F003B31D033	296	F003C31D012
347	F002B20B030.B	347	F002B41D070.A	297	F003A41A012	298	F003B31D056	296	F003C31D018
347	F002B20B033.B	347	F002B41D071.A	297	F003A41A018	298	F003B41A001	296	F003C31D030
347	F002B20D001.B	348	F002Z010001.A	297	F003A41A030	298	F003B41A006	296	F003C31D033
347	F002B20D006.B	348	F002Z010006.A	297	F003A41A033	298	F003B41A012	296	F003C31D056
347	F002B20D012.B	348	F002Z010012.A	297	F003A41A056	298	F003B41A018	296	F003C41A001
347	F002B20D018.B	348	F002Z010018.A	297	F003A41B001	298	F003B41A030	296	F003C41A006
347	F002B20D030.B	348	F002Z010030.A	297	F003A41B006	298	F003B41A033	296	F003C41A012
347	F002B20D033.B	348	F002Z010033.A	297	F003A41B012	298	F003B41A056	296	F003C41A018
347	F002B21A070.B	348	F002Z020000	297	F003A41B018	298	F003B41B001	296	F003C41A030
347	F002B21A071.B	348	F002Z030000.A	297	F003A41B030	298	F003B41B006	296	F003C41A033
347	F002B21B070.B	348	F002Z040070	297	F003A41B033	298	F003B41B012	296	F003C41A056
347	F002B21B071.B	348	F002Z040071	297	F003A41B056	298	F003B41B018	296	F003C41B001
347	F002B21D070.B	348	F002Z040073	297	F003A41D001	298	F003B41B030	296	F003C41B006
347	F002B21D071.B	348	F002Z050070	297	F003A41D006	298	F003B41B033	296	F003C41B012
347	F002B30A001.B	348	F002Z050071	297	F003A41D012	298	F003B41B056	296	F003C41B018
347	F002B30A006.B	348	F002Z050073	297	F003A41D018	298	F003B41D001	296	F003C41B030
347	F002B30A012.B	297	F003A21A001	297	F003A41D030	298	F003B41D006	296	F003C41B033
347	F002B30A018.B	297	F003A21A006	297	F003A41D033	298	F003B41D012	296	F003C41B056
347	F002B30A030.B	297	F003A21A012	297	F003A41D056	298	F003B41D018	296	F003C41D001
347	F002B30A033.B	297	F003A21A018	298	F003B21A001	298	F003B41D030	296	F003C41D006
347	F002B30B001.B	297	F003A21A030	298	F003B21A006	298	F003B41D033	296	F003C41D012
347	F002B30B006.B	297	F003A21A033	298	F003B21A012	298	F003B41D056	296	F003C41D018
347	F002B30B012.B	297	F003A21A056	298	F003B21A018	296	F003C21A001	296	F003C41D030
347	F002B30B018.B	297	F003A21B001	298	F003B21A030	296	F003C21A006	296	F003C41D033
347	F002B30B030.B	297	F003A21B006	298	F003B21A033	296	F003C21A012	296	F003C41D056
347	F002B30B033.B	297	F003A21B012	298	F003B21A056	296	F003C21A018	300	F003G21A006
347	F002B30D001.B	297	F003A21B018	298	F003B21B001	296	F003C21A030	300	F003G21A018
347	F002B30D006.B	297	F003A21B030	298	F003B21B006	296	F003C21A033	300	F003G21A033
347	F002B30D012.B	297	F003A21B033	298	F003B21B012	296	F003C21A056	300	F003G21B006
347	F002B30D018.B	297	F003A21B056	298	F003B21B018	296	F003C21B001	300	F003G21B018
347	F002B30D030.B	297	F003A21D001	298	F003B21B030	296	F003C21B006	300	F003G21B033
347	F002B30D033.B	297	F003A21D006	298	F003B21B033	296	F003C21B012	300	F003G21D006
347	F002B31A070.B	297	F003A21D012	298	F003B21B056	296	F003C21B018	300	F003G21D018
347	F002B31A071.B	297	F003A21D018	298	F003B21D001	296	F003C21B030	300	F003G21D033

Page	Reference	Page	Reference	Page	Reference	Page	Reference	Page	Reference
300	F003G31A006	300	F003K31D006	285	F004A35A056	281	F004C30A012	279	F004E31A012
300	F003G31A018	300	F003K31D018	285	F004A35H056	281	F004C30A018	279	F004E31A018
300	F003G31A033	300	F003K31D033	284	F004A36A05601	281	F004C30A030	279	F004E31A030
300	F003G31B006	300	F003K41A006	284	F004A37A05602	281	F004C30A033	279	F004E31A033
300	F003G31B018	300	F003K41A018	284	F004A41A056	281	F004C40A001	279	F004E32A001
300	F003G31B033	300	F003K41A033	284	F004A41H056	281	F004C40A006	279	F004E32A006
300	F003G31D006	300	F003K41B006	284	F004A42A056	281	F004C40A012	279	F004E32A012
300	F003G31D018	300	F003K41B018	284	F004A42H056	281	F004C40A018	279	F004E32A018
300	F003G31D033	300	F003K41B033	284	F004A43A056	281	F004C40A030	279	F004E32A030
300	F003G41A006	300	F003K41D006	284	F004A43H056	281	F004C40A033	279	F004E32A033
300	F003G41A018	300	F003K41D018	285	F004A44A056	278	F004D21A001	279	F004E41A001
300	F003G41A033	300	F003K41D033	285	F004A44H056	278	F004D21A006	279	F004E41A006
300	F003G41B006	299	F003L21A006	285	F004A45A056	278	F004D21A012	279	F004E41A012
300	F003G41B018	299	F003L21A018	285	F004A45H056	278	F004D21A018	279	F004E41A018
300	F003G41B033	299	F003L21A033	284	F004A46A05601	278	F004D21A030	279	F004E41A030
300	F003G41D006	299	F003L21B006	284	F004A47A05602	278	F004D21A033	279	F004E41A033
300	F003G41D018	299	F003L21B018	286	F004B21A056	278	F004D22A001	279	F004E42A001
300	F003G41D033	299	F003L21B033	286	F004B21H056	278	F004D22A006	279	F004E42A006
299	F003H21A006	299	F003L21D006	286	F004B22A056	278	F004D22A012	279	F004E42A012
299	F003H21A018	299	F003L21D018	286	F004B22H056	278	F004D22A018	279	F004E42A018
299	F003H21A033	299	F003L21D033	286	F004B23A056	278	F004D22A030	279	F004E42A030
299	F003H21B006	299	F003L31A006	286	F004B23H056	278	F004D22A033	279	F004E42A033
299	F003H21B018	299	F003L31A018	287	F004B24A056	278	F004D31A001	278	F004F21A071
299	F003H21B033	299	F003L31A033	287	F004B24H056	278	F004D31A006	278	F004F22A071
299	F003H21D006	299	F003L31B006	287	F004B25A056	278	F004D31A012	278	F004F31A071
299	F003H21D018	299	F003L31B018	287	F004B25H056	278	F004D31A018	278	F004F32A071
299	F003H21D033	299	F003L31B033	286	F004B26A05601	278	F004D31A030	278	F004F41A071
299	F003H31A006	299	F003L31D006	286	F004B27A05602	278	F004D31A033	278	F004F42A071
299	F003H31A018	299	F003L31D018	286	F004B31A056	278	F004D32A001	279	F004G21A071
299	F003H31A033	299	F003L31D033	286	F004B31H056	278	F004D32A006	279	F004G22A071.A
299	F003H31B006	299	F003L41A006	286	F004B32A056	278	F004D32A012	279	F004G31A071
299	F003H31B018	299	F003L41A018	286	F004B32H056	278	F004D32A018	279	F004G32A071
299	F003H31B033	299	F003L41A033	286	F004B33A056	278	F004D32A030	279	F004G41A071
299	F003H31D006	299	F003L41B006	286	F004B33H056	278	F004D32A033	279	F004G42A071
299	F003H31D018	299	F003L41B018	287	F004B34A056	278	F004D41A001	281	F004H20A071
299	F003H31D033	299	F003L41B033	287	F004B34H056	278	F004D41A006	281	F004H30A071
299	F003H41A006	299	F003L41D006	287	F004B35A056	278	F004D41A012	281	F004H40A071
299	F003H41A018	299	F003L41D018	287	F004B35H056	278	F004D41A018	280	F004Z010001
299	F003H41A033	299	F003L41D033	286	F004B36A05601	278	F004D41A030	280	F004Z010006
299	F003H41B006	298	F003Z010000	286	F004B37A05602	278	F004D41A033	280	F004Z010012
299	F003H41B018	284	F004A21A056	286	F004B41A056	278	F004D42A001	280	F004Z010018
299	F003H41B033	284	F004A21H056	286	F004B41H056	278	F004D42A006	280	F004Z010030
299	F003H41D006	284	F004A22A056	286	F004B42A056	278	F004D42A012	280	F004Z010033
299	F003H41D018	284	F004A22H056	286	F004B42H056	278	F004D42A018	280	F004Z020001
299	F003H41D033	284	F004A23A056	286	F004B43A056	278	F004D42A030	280	F004Z020006
300	F003K21A006	284	F004A23H056	286	F004B43H056	278	F004D42A033	280	F004Z020012
300	F003K21A018	285	F004A24A056	287	F004B44A056	279	F004E21A001	280	F004Z020018
300	F003K21A033	285	F004A24H056	287	F004B44H056	279	F004E21A006	280	F004Z020030
300	F003K21B006	285	F004A25A056	287	F004B45A056	279	F004E21A012	280	F004Z020033
300	F003K21B018	285	F004A25H056	287	F004B45H056	279	F004E21A018	280	F004Z030001
300	F003K21B033	284	F004A26A05601	286	F004B46A05601	279	F004E21A030	280	F004Z030006
300	F003K21D006	284	F004A27A05602	286	F004B47A05602	279	F004E21A033	280	F004Z030012
300	F003K21D018	284	F004A31A056	281	F004C20A001	279	F004E22A001.A	280	F004Z030018
300	F003K21D033	284	F004A31H056	281	F004C20A006	279	F004E22A006.A	280	F004Z030030
300	F003K31A006	284	F004A32A056	281	F004C20A012	279	F004E22A012.A	280	F004Z030033
300	F003K31A018	284	F004A32H056	281	F004C20A018	279	F004E22A018.A	280	F004Z040001
300	F003K31A033	284	F004A33A056	281	F004C20A030	279	F004E22A030.A	280	F004Z040006
300	F003K31B006	284	F004A33H056	281	F004C20A033	279	F004E22A033.A	280	F004Z040012
300	F003K31B018	285	F004A34A056	281	F004C30A001	279	F004E31A001	280	F004Z040018
300	F003K31B033	285	F004A34H056	281	F004C30A006	279	F004E31A006	280	F004Z040030

Page	Reference	Page	Reference	Page	Reference	Page	Reference	Page	Reference
280	F004Z040033	325	F010B22D033	325	F010B42D033	324	F010H21A033	324	F010J31B033
280	F004Z060000	325	F010B31A001	326	F010C22A001	324	F010H21B001	324	F010J31D001
280	F004Z070000	325	F010B31A006	326	F010C22A006	324	F010H21B006	324	F010J31D006
280	F004Z0A0071	325	F010B31A012	326	F010C22A012	324	F010H21B012	324	F010J31D012
280	F004Z0B0000	325	F010B31A018	326	F010C22A018	324	F010H21B018	324	F010J31D018
280	F004Z0C0000	325	F010B31A030	326	F010C22A030	324	F010H21B030	324	F010J31D030
280	F004Z0D0071	325	F010B31A033	326	F010C22A033	324	F010H21B033	324	F010J31D033
280	F004Z0E0071	325	F010B31B001	326	F010C22B001	324	F010H31A001	324	F010J41A001
280	F004Z0F0071	325	F010B31B006	326	F010C22B006	324	F010H31A006	324	F010J41A006
280	F004Z0H0000	325	F010B31B012	326	F010C22B012	324	F010H31A012	324	F010J41A012
285	F004Z0J0000	325	F010B31B018	326	F010C22B018	324	F010H31A018	324	F010J41A018
287	F004Z0K0000	325	F010B31B030	326	F010C22B030	324	F010H31A030	324	F010J41A030
280	F004Z0L0000	325	F010B31B033	326	F010C22B033	324	F010H31A033	324	F010J41A033
322	F010A20H001	325	F010B32A001	326	F010C22D001	324	F010H31B001	324	F010J41B001
322	F010A20H006	325	F010B32A006	326	F010C22D006	324	F010H31B006	324	F010J41B006
322	F010A20H012	325	F010B32A012	326	F010C22D012	324	F010H31B012	324	F010J41B012
322	F010A20H018	325	F010B32A018	326	F010C22D018	324	F010H31B018	324	F010J41B018
322	F010A20H030	325	F010B32A030	326	F010C22D030	324	F010H31B030	324	F010J41B030
322	F010A20H033	325	F010B32A033	326	F010C22D033	324	F010H31B033	324	F010J41B033
322	F010A30H001	325	F010B32B001	326	F010C32A001	324	F010H41A001	324	F010J41D001
322	F010A30H006	325	F010B32B006	326	F010C32A006	324	F010H41A006	324	F010J41D006
322	F010A30H012	325	F010B32B012	326	F010C32A012	324	F010H41A012	324	F010J41D012
322	F010A30H018	325	F010B32B018	326	F010C32A018	324	F010H41A018	324	F010J41D018
322	F010A30H030	325	F010B32B030	326	F010C32A030	324	F010H41A030	324	F010J41D030
322	F010A30H033	325	F010B32B033	326	F010C32A033	324	F010H41A033	324	F010J41D033
322	F010A40H001	325	F010B32D001	326	F010C32B001	324	F010H41B001	226	F011A21F018.A
322	F010A40H006	325	F010B32D006	326	F010C32B006	324	F010H41B006	226	F011A22F030.A
322	F010A40H012	325	F010B32D012	326	F010C32B012	324	F010H41B012	226	F011A22F037.A
322	F010A40H018	325	F010B32D018	326	F010C32B018	324	F010H41B018	226	F011A23F059.A
322	F010A40H030	325	F010B32D030	326	F010C32B030	324	F010H41B030	226	F011A24F055.A
322	F010A40H033	325	F010B32D033	326	F010C32B033	324	F010H41B033	226	F011A31F018.A
325	F010B21A001	325	F010B41A001	326	F010C32D001	324	F010J21A001	226	F011A32F030.A
325	F010B21A006	325	F010B41A006	326	F010C32D006	324	F010J21A006	226	F011A32F037.A
325	F010B21A012	325	F010B41A012	326	F010C32D012	324	F010J21A012	226	F011A33F059.A
325	F010B21A018	325	F010B41A018	326	F010C32D018	324	F010J21A018	226	F011A34F055.A
325	F010B21A030	325	F010B41A030	326	F010C32D030	324	F010J21A030	226	F011A41F018.A
325	F010B21A033	325	F010B41A033	326	F010C32D033	324	F010J21A033	226	F011A42F030.A
325	F010B21B001	325	F010B41B001	326	F010C42A001	324	F010J21B001	226	F011A42F037.A
325	F010B21B006	325	F010B41B006	326	F010C42A006	324	F010J21B006	226	F011A43F059.A
325	F010B21B012	325	F010B41B012	326	F010C42A012	324	F010J21B012	226	F011A44F055.A
325	F010B21B018	325	F010B41B018	326	F010C42A018	324	F010J21B018	228	F011D20A018
325	F010B21B030	325	F010B41B030	326	F010C42A030	324	F010J21B030	228	F011D20A030
325	F010B21B033	325	F010B41B033	326	F010C42A033	324	F010J21B033	228	F011D20A037
325	F010B22A001	325	F010B42A001	326	F010C42B001	324	F010J21D001	228	F011D20A055
325	F010B22A006	325	F010B42A006	326	F010C42B006	324	F010J21D006	228	F011D20A059
325	F010B22A012	325	F010B42A012	326	F010C42B012	324	F010J21D012	228	F011D20B018
325	F010B22A018	325	F010B42A018	326	F010C42B018	324	F010J21D018	228	F011D20B030
325	F010B22A030	325	F010B42A030	326	F010C42B030	324	F010J21D030	228	F011D20B037
325	F010B22A033	325	F010B42A033	326	F010C42B033	324	F010J21D033	228	F011D20B055
325	F010B22B001	325	F010B42B001	326	F010C42D001	324	F010J31A001	228	F011D20B059
325	F010B22B006	325	F010B42B006	326	F010C42D006	324	F010J31A006	228	F011D20D018
325	F010B22B012	325	F010B42B012	326	F010C42D012	324	F010J31A012	228	F011D20D030
325	F010B22B018	325	F010B42B018	326	F010C42D018	324	F010J31A018	228	F011D20D037
325	F010B22B030	325	F010B42B030	326	F010C42D030	324	F010J31A030	228	F011D20D055
325	F010B22B033	325	F010B42B033	326	F010C42D033	324	F010J31A033	228	F011D20D059
325	F010B22D001	325	F010B42D001	324	F010H21A001	324	F010J31B001	228	F011D30A018
325	F010B22D006	325	F010B42D006	324	F010H21A006	324	F010J31B006	228	F011D30A030
325	F010B22D012	325	F010B42D012	324	F010H21A012	324	F010J31B012	228	F011D30A037
325	F010B22D018	325	F010B42D018	324	F010H21A018	324	F010J31B018	228	F011D30A055
325	F010B22D030	325	F010B42D030	324	F010H21A030	324	F010J31B030	228	F011D30A059

Page	Reference	Page	Reference	Page	Reference	Page	Reference	Page	Reference
228	F011D30B018	228	F011E40B018	237	F012B01C018.A	202	F015A41A012	203	F015B41A000
228	F011D30B030	228	F011E40B030	237	F012B02C030.A	202	F015A41A018	203	F015B41A001
228	F011D30B037	228	F011E40B037	237	F012B02C037.A	202	F015A41A030	203	F015B41A006
228	F011D30B055	228	F011E40B055	237	F012B03C059.A	202	F015A41A033	203	F015B41A012
228	F011D30B059	228	F011E40B059	237	F012B04C055.A	202	F015A42A000	203	F015B41A018
228	F011D30D018	228	F011E40D018	236	F012H00C018	202	F015A42A001	203	F015B41A030
228	F011D30D030	228	F011E40D030	236	F012H00C030	202	F015A42A006	203	F015B41A033
228	F011D30D037	228	F011E40D037	236	F012H00C037	202	F015A42A012	203	F015B42A000
228	F011D30D055	228	F011E40D055	236	F012H00C055	202	F015A42A018	203	F015B42A001
228	F011D30D059	228	F011E40D059	236	F012H00C059	202	F015A42A030	203	F015B42A006
228	F011D40A018	227	F011W20A018	236	F012J00C018	202	F015A42A033	203	F015B42A012
228	F011D40A030	227	F011W20A030	236	F012J00C030	204	F015A43A000	203	F015B42A018
228	F011D40A037	227	F011W20A037	236	F012J00C037	204	F015A43A001	203	F015B42A030
228	F011D40A055	227	F011W20A055	236	F012J00C055	204	F015A43A006	203	F015B42A033
228	F011D40A059	227	F011W20A059	236	F012J00C059	204	F015A43A012	204	F015B43A000
228	F011D40B018	227	F011W20B018	202	F015A21A000	204	F015A43A018	204	F015B43A001
228	F011D40B030	227	F011W20B030	202	F015A21A001	204	F015A43A030	204	F015B43A006
228	F011D40B037	227	F011W20B037	202	F015A21A006	204	F015A43A033	204	F015B43A012
228	F011D40B055	227	F011W20B055	202	F015A21A012	203	F015B21A000	204	F015B43A018
228	F011D40B059	227	F011W20B059	202	F015A21A018	203	F015B21A001	204	F015B43A030
228	F011D40D018	227	F011W20D018	202	F015A21A030	203	F015B21A006	204	F015B43A033
228	F011D40D030	227	F011W20D030	202	F015A21A033	203	F015B21A012	205	F015C24A000
228	F011D40D037	227	F011W20D037	202	F015A22A000	203	F015B21A018	205	F015C24A001
228	F011D40D055	227	F011W20D055	202	F015A22A001	203	F015B21A030	205	F015C24A006
228	F011D40D059	227	F011W20D059	202	F015A22A006	203	F015B21A033	205	F015C24A012
228	F011E20A018	227	F011W30A018	202	F015A22A012	203	F015B22A000	205	F015C24A018
228	F011E20A030	227	F011W30A030	202	F015A22A018	203	F015B22A001	205	F015C24A030
228	F011E20A037	227	F011W30A037	202	F015A22A030	203	F015B22A006	205	F015C24A033
228	F011E20A055	227	F011W30A055	202	F015A22A033	203	F015B22A012	205	F015C34A000
228	F011E20A059	227	F011W30A059	204	F015A23A000	203	F015B22A018	205	F015C34A001
228	F011E20B018	227	F011W30B018	204	F015A23A001	203	F015B22A030	205	F015C34A006
228	F011E20B030	227	F011W30B030	204	F015A23A006	203	F015B22A033	205	F015C34A012
228	F011E20B037	227	F011W30B037	204	F015A23A012	204	F015B23A000	205	F015C34A018
228	F011E20B055	227	F011W30B055	204	F015A23A018	204	F015B23A001	205	F015C34A030
228	F011E20B059	227	F011W30B059	204	F015A23A030	204	F015B23A006	205	F015C34A033
228	F011E20D018	227	F011W30D018	204	F015A23A033	204	F015B23A012	205	F015C44A000
228	F011E20D030	227	F011W30D030	202	F015A31A000	204	F015B23A018	205	F015C44A001
228	F011E20D037	227	F011W30D037	202	F015A31A001	204	F015B23A030	205	F015C44A006
228	F011E20D055	227	F011W30D055	202	F015A31A006	204	F015B23A033	205	F015C44A012
228	F011E20D059	227	F011W30D059	202	F015A31A012	203	F015B31A000	205	F015C44A018
228	F011E30A018	227	F011W40A018	202	F015A31A018	203	F015B31A001	205	F015C44A030
228	F011E30A030	227	F011W40A030	202	F015A31A030	203	F015B31A006	205	F015C44A033
228	F011E30A037	227	F011W40A037	202	F015A31A033	203	F015B31A012	205	F015D21A000
228	F011E30A055	227	F011W40A055	202	F015A32A000	203	F015B31A018	205	F015D21A001
228	F011E30A059	227	F011W40A059	202	F015A32A001	203	F015B31A030	205	F015D21A006
228	F011E30B018	227	F011W40B018	202	F015A32A006	203	F015B31A033	205	F015D21A012
228	F011E30B030	227	F011W40B030	202	F015A32A012	203	F015B32A000	205	F015D21A018
228	F011E30B037	227	F011W40B037	202	F015A32A018	203	F015B32A001	205	F015D21A030
228	F011E30B055	227	F011W40B055	202	F015A32A030	203	F015B32A006	205	F015D21A033
228	F011E30B059	227	F011W40B059	202	F015A32A033	203	F015B32A012	205	F015D21B000
228	F011E30D018	227	F011W40D018	204	F015A33A000	203	F015B32A018	205	F015D21B001
228	F011E30D030	227	F011W40D030	204	F015A33A001	203	F015B32A030	205	F015D21B006
228	F011E30D037	227	F011W40D037	204	F015A33A006	203	F015B32A033	205	F015D21B012
228	F011E30D055	227	F011W40D055	204	F015A33A012	204	F015B33A000	205	F015D21B018
228	F011E30D059	227	F011W40D059	204	F015A33A018	204	F015B33A001	205	F015D21B030
228	F011E40A018	237	F012A01C018.A	204	F015A33A030	204	F015B33A006	205	F015D21B033
228	F011E40A030	237	F012A02C030.A	204	F015A33A033	204	F015B33A012	205	F015D21D000
228	F011E40A037	237	F012A03C037.A	202	F015A41A000	204	F015B33A018	205	F015D21D001
228	F011E40A055	237	F012A03C059.A	202	F015A41A001	204	F015B33A030	205	F015D21D006
228	F011E40A059	237	F012A04C055.A	202	F015A41A006	204	F015B33A033	205	F015D21D012

Page	Reference	Page	Reference	Page	Reference	Page	Reference	Page	Reference
205	F015D21D018	205	F015D31D001	205	F015D41B030	207	F015E21B006	207	F015E31A033
205	F015D21D030	205	F015D31D006	205	F015D41B033	207	F015E21B012	207	F015E31B000
205	F015D21D033	205	F015D31D012	205	F015D41D000	207	F015E21B018	207	F015E31B001
206	F015D22A000	205	F015D31D018	205	F015D41D001	207	F015E21B030	207	F015E31B006
206	F015D22A001	205	F015D31D030	205	F015D41D006	207	F015E21B033	207	F015E31B012
206	F015D22A006	205	F015D31D033	205	F015D41D012	207	F015E21D000	207	F015E31B018
206	F015D22A012	206	F015D32A000	205	F015D41D018	207	F015E21D001	207	F015E31B030
206	F015D22A018	206	F015D32A001	205	F015D41D030	207	F015E21D006	207	F015E31B033
206	F015D22A030	206	F015D32A006	205	F015D41D033	207	F015E21D012	207	F015E31D000
206	F015D22A033	206	F015D32A012	206	F015D42A000	207	F015E21D018	207	F015E31D001
206	F015D22B000	206	F015D32A018	206	F015D42A001	207	F015E21D030	207	F015E31D006
206	F015D22B001	206	F015D32A030	206	F015D42A006	207	F015E21D033	207	F015E31D012
206	F015D22B006	206	F015D32A033	206	F015D42A012	208	F015E22A000	207	F015E31D018
206	F015D22B012	206	F015D32B000	206	F015D42A018	208	F015E22A001	207	F015E31D030
206	F015D22B018	206	F015D32B001	206	F015D42A030	208	F015E22A006	207	F015E31D033
206	F015D22B030	206	F015D32B006	206	F015D42A033	208	F015E22A012	208	F015E32A000
206	F015D22B033	206	F015D32B012	206	F015D42B000	208	F015E22A018	208	F015E32A001
206	F015D22D000	206	F015D32B018	206	F015D42B001	208	F015E22A030	208	F015E32A006
206	F015D22D001	206	F015D32B030	206	F015D42B006	208	F015E22A033	208	F015E32A012
206	F015D22D006	206	F015D32B033	206	F015D42B012	208	F015E22B000	208	F015E32A018
206	F015D22D012	206	F015D32D000	206	F015D42B018	208	F015E22B001	208	F015E32A030
206	F015D22D018	206	F015D32D001	206	F015D42B030	208	F015E22B006	208	F015E32A033
206	F015D22D030	206	F015D32D006	206	F015D42B033	208	F015E22B012	208	F015E32B000
206	F015D22D033	206	F015D32D012	206	F015D42D000	208	F015E22B018	208	F015E32B001
209	F015D23A000	206	F015D32D018	206	F015D42D001	208	F015E22B030	208	F015E32B006
209	F015D23A001	206	F015D32D030	206	F015D42D006	208	F015E22B033	208	F015E32B012
209	F015D23A006	206	F015D32D033	206	F015D42D012	208	F015E22D000	208	F015E32B018
209	F015D23A012	209	F015D33A000	206	F015D42D018	208	F015E22D001	208	F015E32B030
209	F015D23A018	209	F015D33A001	206	F015D42D030	208	F015E22D006	208	F015E32B033
209	F015D23A030	209	F015D33A006	206	F015D42D033	208	F015E22D012	208	F015E32D000
209	F015D23A033	209	F015D33A012	209	F015D43A000	208	F015E22D018	208	F015E32D001
209	F015D23B000	209	F015D33A018	209	F015D43A001	208	F015E22D030	208	F015E32D006
209	F015D23B001	209	F015D33A030	209	F015D43A006	208	F015E22D033	208	F015E32D012
209	F015D23B006	209	F015D33A033	209	F015D43A012	210	F015E23A000	208	F015E32D018
209	F015D23B012	209	F015D33B000	209	F015D43A018	210	F015E23A001	208	F015E32D030
209	F015D23B018	209	F015D33B001	209	F015D43A030	210	F015E23A006	208	F015E32D033
209	F015D23B030	209	F015D33B006	209	F015D43A033	210	F015E23A012	210	F015E33A000
209	F015D23B033	209	F015D33B012	209	F015D43B000	210	F015E23A018	210	F015E33A001
209	F015D23D000	209	F015D33B018	209	F015D43B001	210	F015E23A030	210	F015E33A006
209	F015D23D001	209	F015D33B030	209	F015D43B006	210	F015E23A033	210	F015E33A012
209	F015D23D006	209	F015D33B033	209	F015D43B012	210	F015E23B000	210	F015E33A018
209	F015D23D012	209	F015D33D000	209	F015D43B018	210	F015E23B001	210	F015E33A030
209	F015D23D018	209	F015D33D001	209	F015D43B030	210	F015E23B006	210	F015E33A033
209	F015D23D030	209	F015D33D006	209	F015D43B033	210	F015E23B012	210	F015E33B000
209	F015D23D033	209	F015D33D012	209	F015D43D000	210	F015E23B018	210	F015E33B001
205	F015D31A000	209	F015D33D018	209	F015D43D001	210	F015E23B030	210	F015E33B006
205	F015D31A001	209	F015D33D030	209	F015D43D006	210	F015E23B033	210	F015E33B012
205	F015D31A006	209	F015D33D033	209	F015D43D012	210	F015E23D000	210	F015E33B018
205	F015D31A012	205	F015D41A000	209	F015D43D018	210	F015E23D001	210	F015E33B030
205	F015D31A018	205	F015D41A001	209	F015D43D030	210	F015E23D006	210	F015E33B033
205	F015D31A030	205	F015D41A006	209	F015D43D033	210	F015E23D012	210	F015E33D000
205	F015D31A033	205	F015D41A012	207	F015E21A000	210	F015E23D018	210	F015E33D001
205	F015D31B000	205	F015D41A018	207	F015E21A001	210	F015E23D030	210	F015E33D006
205	F015D31B001	205	F015D41A030	207	F015E21A006	210	F015E23D033	210	F015E33D012
205	F015D31B006	205	F015D41A033	207	F015E21A012	207	F015E31A000	210	F015E33D018
205	F015D31B012	205	F015D41B000	207	F015E21A018	207	F015E31A001	210	F015E33D030
205	F015D31B018	205	F015D41B001	207	F015E21A030	207	F015E31A006	210	F015E33D033
205	F015D31B030	205	F015D41B006	207	F015E21A033	207	F015E31A012	207	F015E41A000
205	F015D31B033	205	F015D41B012	207	F015E21B000	207	F015E31A018	207	F015E41A001
205	F015D31D000	205	F015D41B018	207	F015E21B001	207	F015E31A030	207	F015E41A006

Page	Reference	Page	Reference	Page	Reference	Page	Reference	Page	Reference
207	F015E41A012	211	F015F24A000	211	F015F44D018	195	F015H32A018	196	F015J31B018
207	F015E41A018	211	F015F24A001	211	F015F44D030	195	F015H32A030	196	F015J31B030
207	F015E41A030	211	F015F24A006	211	F015F44D033	195	F015H32A033	196	F015J31B033
207	F015E41A033	211	F015F24A012	194	F015G21A001	195	F015H41A001	196	F015J31D001
207	F015E41B000	211	F015F24A018	194	F015G21A006	195	F015H41A006	196	F015J31D006
207	F015E41B001	211	F015F24A030	194	F015G21A012	195	F015H41A012	196	F015J31D012
207	F015E41B006	211	F015F24A033	194	F015G21A018	195	F015H41A018	196	F015J31D018
207	F015E41B012	211	F015F24B000	194	F015G21A030	195	F015H41A030	196	F015J31D030
207	F015E41B018	211	F015F24B001	194	F015G21A033	195	F015H41A033	196	F015J31D033
207	F015E41B030	211	F015F24B006	194	F015G22A001	195	F015H42A001	197	F015J32A001
207	F015E41B033	211	F015F24B012	194	F015G22A006	195	F015H42A006	197	F015J32A006
207	F015E41D000	211	F015F24B018	194	F015G22A012	195	F015H42A012	197	F015J32A012
207	F015E41D001	211	F015F24B030	194	F015G22A018	195	F015H42A018	197	F015J32A018
207	F015E41D006	211	F015F24B033	194	F015G22A030	195	F015H42A030	197	F015J32A030
207	F015E41D012	211	F015F24D000	194	F015G22A033	195	F015H42A033	197	F015J32A033
207	F015E41D018	211	F015F24D001	194	F015G31A001	196	F015J21A001	197	F015J32B001
207	F015E41D030	211	F015F24D006	194	F015G31A006	196	F015J21A006	197	F015J32B006
207	F015E41D033	211	F015F24D012	194	F015G31A012	196	F015J21A012	197	F015J32B012
208	F015E42A000	211	F015F24D018	194	F015G31A018	196	F015J21A018	197	F015J32B018
208	F015E42A001	211	F015F24D030	194	F015G31A030	196	F015J21A030	197	F015J32B030
208	F015E42A006	211	F015F24D033	194	F015G31A033	196	F015J21A033	197	F015J32B033
208	F015E42A012	211	F015F34A000	194	F015G32A001	196	F015J21B001	197	F015J32D001
208	F015E42A018	211	F015F34A001	194	F015G32A006	196	F015J21B006	197	F015J32D006
208	F015E42A030	211	F015F34A006	194	F015G32A012	196	F015J21B012	197	F015J32D012
208	F015E42A033	211	F015F34A012	194	F015G32A018	196	F015J21B018	197	F015J32D018
208	F015E42B000	211	F015F34A018	194	F015G32A030	196	F015J21B030	197	F015J32D030
208	F015E42B001	211	F015F34A030	194	F015G32A033	196	F015J21B033	197	F015J32D033
208	F015E42B006	211	F015F34A033	194	F015G41A001	196	F015J21D001	196	F015J41A001
208	F015E42B012	211	F015F34B000	194	F015G41A006	196	F015J21D006	196	F015J41A006
208	F015E42B018	211	F015F34B001	194	F015G41A012	196	F015J21D012	196	F015J41A012
208	F015E42B030	211	F015F34B006	194	F015G41A018	196	F015J21D018	196	F015J41A018
208	F015E42B033	211	F015F34B012	194	F015G41A030	196	F015J21D030	196	F015J41A030
208	F015E42D000	211	F015F34B018	194	F015G41A033	196	F015J21D033	196	F015J41A033
208	F015E42D001	211	F015F34B030	194	F015G42A001	197	F015J22A001	196	F015J41B001
208	F015E42D006	211	F015F34B033	194	F015G42A006	197	F015J22A006	196	F015J41B006
208	F015E42D012	211	F015F34D000	194	F015G42A012	197	F015J22A012	196	F015J41B012
208	F015E42D018	211	F015F34D001	194	F015G42A018	197	F015J22A018	196	F015J41B018
208	F015E42D030	211	F015F34D006	194	F015G42A030	197	F015J22A030	196	F015J41B030
208	F015E42D033	211	F015F34D012	194	F015G42A033	197	F015J22A033	196	F015J41B033
210	F015E43A000	211	F015F34D018	195	F015H21A001	197	F015J22B001	196	F015J41D001
210	F015E43A001	211	F015F34D030	195	F015H21A006	197	F015J22B006	196	F015J41D006
210	F015E43A006	211	F015F34D033	195	F015H21A012	197	F015J22B012	196	F015J41D012
210	F015E43A012	211	F015F44A000	195	F015H21A018	197	F015J22B018	196	F015J41D018
210	F015E43A018	211	F015F44A001	195	F015H21A030	197	F015J22B030	196	F015J41D030
210	F015E43A030	211	F015F44A006	195	F015H21A033	197	F015J22B033	196	F015J41D033
210	F015E43A033	211	F015F44A012	195	F015H22A001	197	F015J22D001	197	F015J42A001
210	F015E43B000	211	F015F44A018	195	F015H22A006	197	F015J22D006	197	F015J42A006
210	F015E43B001	211	F015F44A030	195	F015H22A012	197	F015J22D012	197	F015J42A012
210	F015E43B006	211	F015F44A033	195	F015H22A018	197	F015J22D018	197	F015J42A018
210	F015E43B012	211	F015F44B000	195	F015H22A030	197	F015J22D030	197	F015J42A030
210	F015E43B018	211	F015F44B001	195	F015H22A033	197	F015J22D033	197	F015J42A033
210	F015E43B030	211	F015F44B006	195	F015H31A001	196	F015J31A001	197	F015J42B001
210	F015E43B033	211	F015F44B012	195	F015H31A006	196	F015J31A006	197	F015J42B006
210	F015E43D000	211	F015F44B018	195	F015H31A012	196	F015J31A012	197	F015J42B012
210	F015E43D001	211	F015F44B030	195	F015H31A018	196	F015J31A018	197	F015J42B018
210	F015E43D006	211	F015F44B033	195	F015H31A030	196	F015J31A030	197	F015J42B030
210	F015E43D012	211	F015F44D000	195	F015H31A033	196	F015J31A033	197	F015J42B033
210	F015E43D018	211	F015F44D001	195	F015H32A001	196	F015J31B001	197	F015J42D001
210	F015E43D030	211	F015F44D006	195	F015H32A006	196	F015J31B006	197	F015J42D006
210	F015E43D033	211	F015F44D012	195	F015H32A012	196	F015J31B012	197	F015J42D012

Page	Reference	Page	Reference	Page	Reference	Page	Reference	Page	Reference
197	F015J42D018	199	F015K32A018	200	F015L30A006	201	F015M40A033	252	F016A23B006
197	F015J42D030	199	F015K32A030	200	F015L30A012	201	F015M40B000	252	F016A23B012
197	F015J42D033	199	F015K32A033	200	F015L30A018	201	F015M40B001	252	F016A23B018
198	F015K21A001	199	F015K32B001	200	F015L30A030	201	F015M40B006	252	F016A23B030
198	F015K21A006	199	F015K32B006	200	F015L30A033	201	F015M40B012	252	F016A23B033
198	F015K21A012	199	F015K32B012	200	F015L40A000	201	F015M40B018	252	F016A23D001
198	F015K21A018	199	F015K32B018	200	F015L40A001	201	F015M40B030	252	F016A23D006
198	F015K21A030	199	F015K32B030	200	F015L40A006	201	F015M40B033	252	F016A23D012
198	F015K21A033	199	F015K32B033	200	F015L40A012	201	F015M40D000	252	F016A23D018
198	F015K21B001	199	F015K32D001	200	F015L40A018	201	F015M40D001	252	F016A23D030
198	F015K21B006	199	F015K32D006	200	F015L40A030	201	F015M40D006	252	F016A23D033
198	F015K21B012	199	F015K32D012	200	F015L40A033	201	F015M40D012	248	F016A31A001
198	F015K21B018	199	F015K32D018	201	F015M20A000	201	F015M40D018	248	F016A31A006
198	F015K21B030	199	F015K32D030	201	F015M20A001	201	F015M40D030	248	F016A31A012
198	F015K21B033	199	F015K32D033	201	F015M20A006	201	F015M40D033	248	F016A31A018
198	F015K21D001	198	F015K41A001	201	F015M20A012	199	F015Z000000	248	F016A31A030
198	F015K21D006	198	F015K41A006	201	F015M20A018	199	F015Z010000	248	F016A31A033
198	F015K21D012	198	F015K41A012	201	F015M20A030	248	F016A21A001	248	F016A31B001
198	F015K21D018	198	F015K41A018	201	F015M20A033	248	F016A21A006	248	F016A31B006
198	F015K21D030	198	F015K41A030	201	F015M20B000	248	F016A21A012	248	F016A31B012
198	F015K21D033	198	F015K41A033	201	F015M20B001	248	F016A21A018	248	F016A31B018
199	F015K22A001	198	F015K41B001	201	F015M20B006	248	F016A21A030	248	F016A31B030
199	F015K22A006	198	F015K41B006	201	F015M20B012	248	F016A21A033	248	F016A31B033
199	F015K22A012	198	F015K41B012	201	F015M20B018	248	F016A21B001	248	F016A31D001
199	F015K22A018	198	F015K41B018	201	F015M20B030	248	F016A21B006	248	F016A31D006
199	F015K22A030	198	F015K41B030	201	F015M20B033	248	F016A21B012	248	F016A31D012
199	F015K22A033	198	F015K41B033	201	F015M20D000	248	F016A21B018	248	F016A31D018
199	F015K22B001	198	F015K41D001	201	F015M20D001	248	F016A21B030	248	F016A31D030
199	F015K22B006	198	F015K41D006	201	F015M20D006	248	F016A21B033	248	F016A31D033
199	F015K22B012	198	F015K41D012	201	F015M20D012	248	F016A21D001	250	F016A32A001
199	F015K22B018	198	F015K41D018	201	F015M20D018	248	F016A21D006	250	F016A32A006
199	F015K22B030	198	F015K41D030	201	F015M20D030	248	F016A21D012	250	F016A32A012
199	F015K22B033	198	F015K41D033	201	F015M20D033	248	F016A21D018	250	F016A32A018
199	F015K22D001	199	F015K42A001	201	F015M30A000	248	F016A21D030	250	F016A32A030
199	F015K22D006	199	F015K42A006	201	F015M30A001	248	F016A21D033	250	F016A32A033
199	F015K22D012	199	F015K42A012	201	F015M30A006	250	F016A22A001	250	F016A32B001
199	F015K22D018	199	F015K42A018	201	F015M30A012	250	F016A22A006	250	F016A32B006
199	F015K22D030	199	F015K42A030	201	F015M30A018	250	F016A22A012	250	F016A32B012
199	F015K22D033	199	F015K42A033	201	F015M30A030	250	F016A22A018	250	F016A32B018
198	F015K31A001	199	F015K42B001	201	F015M30A033	250	F016A22A030	250	F016A32B030
198	F015K31A006	199	F015K42B006	201	F015M30B000	250	F016A22A033	250	F016A32B033
198	F015K31A012	199	F015K42B012	201	F015M30B001	250	F016A22B001	250	F016A32D001
198	F015K31A018	199	F015K42B018	201	F015M30B006	250	F016A22B006	250	F016A32D006
198	F015K31A030	199	F015K42B030	201	F015M30B012	250	F016A22B012	250	F016A32D012
198	F015K31A033	199	F015K42B033	201	F015M30B018	250	F016A22B018	250	F016A32D018
198	F015K31B001	199	F015K42D001	201	F015M30B030	250	F016A22B030	250	F016A32D030
198	F015K31B006	199	F015K42D006	201	F015M30B033	250	F016A22B033	250	F016A32D033
198	F015K31B012	199	F015K42D012	201	F015M30D000	250	F016A22D001	252	F016A33A001
198	F015K31B018	199	F015K42D018	201	F015M30D001	250	F016A22D006	252	F016A33A006
198	F015K31B030	199	F015K42D030	201	F015M30D006	250	F016A22D012	252	F016A33A012
198	F015K31B033	199	F015K42D033	201	F015M30D012	250	F016A22D018	252	F016A33A018
198	F015K31D001	200	F015L20A000	201	F015M30D018	250	F016A22D030	252	F016A33A030
198	F015K31D006	200	F015L20A001	201	F015M30D030	250	F016A22D033	252	F016A33A033
198	F015K31D012	200	F015L20A006	201	F015M30D033	252	F016A23A001	252	F016A33B001
198	F015K31D018	200	F015L20A012	201	F015M40A000	252	F016A23A006	252	F016A33B006
198	F015K31D030	200	F015L20A018	201	F015M40A001	252	F016A23A012	252	F016A33B012
198	F015K31D033	200	F015L20A030	201	F015M40A006	252	F016A23A018	252	F016A33B018
199	F015K32A001	200	F015L20A033	201	F015M40A012	252	F016A23A030	252	F016A33B030
199	F015K32A006	200	F015L30A000	201	F015M40A018	252	F016A23A033	252	F016A33B033
199	F015K32A012	200	F015L30A001	201	F015M40A030	252	F016A23B001	252	F016A33D001

Page	Reference	Page	Reference	Page	Reference	Page	Reference	Page	Reference
252	F016A33D006	249	F016B21A006	249	F016B31B006	249	F016B41D006	247	F016M24K006.A
252	F016A33D012	249	F016B21A012	249	F016B31B012	249	F016B41D012	247	F016M24K012.A
252	F016A33D018	249	F016B21A018	249	F016B31B018	249	F016B41D018	247	F016M24K018.A
252	F016A33D030	249	F016B21A030	249	F016B31B030	249	F016B41D030	247	F016M24K030.A
252	F016A33D033	249	F016B21A033	249	F016B31B033	249	F016B41D033	247	F016M24K033.A
248	F016A41A001	249	F016B21B001	249	F016B31D001	251	F016B42A001	247	F016M25K001.A
248	F016A41A006	249	F016B21B006	249	F016B31D006	251	F016B42A006	247	F016M25K006.A
248	F016A41A012	249	F016B21B012	249	F016B31D012	251	F016B42A012	247	F016M25K012.A
248	F016A41A018	249	F016B21B018	249	F016B31D018	251	F016B42A018	247	F016M25K018.A
248	F016A41A030	249	F016B21B030	249	F016B31D030	251	F016B42A030	247	F016M25K030.A
248	F016A41A033	249	F016B21B033	249	F016B31D033	251	F016B42A033	247	F016M25K033.A
248	F016A41B001	249	F016B21D001	251	F016B32A001	251	F016B42B001	244	F016M31K001.A
248	F016A41B006	249	F016B21D006	251	F016B32A006	251	F016B42B006	244	F016M31K006.A
248	F016A41B012	249	F016B21D012	251	F016B32A012	251	F016B42B012	244	F016M31K012.A
248	F016A41B018	249	F016B21D018	251	F016B32A018	251	F016B42B018	244	F016M31K018.A
248	F016A41B030	249	F016B21D030	251	F016B32A030	251	F016B42B030	244	F016M31K030.A
248	F016A41B033	249	F016B21D033	251	F016B32A033	251	F016B42B033	244	F016M31K033.A
248	F016A41D001	251	F016B22A001	251	F016B32B001	251	F016B42D001	245	F016M32K001.A
248	F016A41D006	251	F016B22A006	251	F016B32B006	251	F016B42D006	245	F016M32K006.A
248	F016A41D012	251	F016B22A012	251	F016B32B012	251	F016B42D012	245	F016M32K012.A
248	F016A41D018	251	F016B22A018	251	F016B32B018	251	F016B42D018	245	F016M32K018.A
248	F016A41D030	251	F016B22A030	251	F016B32B030	251	F016B42D030	245	F016M32K030.A
248	F016A41D033	251	F016B22A033	251	F016B32B033	251	F016B42D033	245	F016M32K033.A
250	F016A42A001	251	F016B22B001	251	F016B32D001	253	F016B43A001	246	F016M33K001.A
250	F016A42A006	251	F016B22B006	251	F016B32D006	253	F016B43A006	246	F016M33K006.A
250	F016A42A012	251	F016B22B012	251	F016B32D012	253	F016B43A012	246	F016M33K012.A
250	F016A42A018	251	F016B22B018	251	F016B32D018	253	F016B43A018	246	F016M33K018.A
250	F016A42A030	251	F016B22B030	251	F016B32D030	253	F016B43A030	246	F016M33K030.A
250	F016A42A033	251	F016B22B033	251	F016B32D033	253	F016B43A033	246	F016M33K033.A
250	F016A42B001	251	F016B22D001	253	F016B33A001	253	F016B43B001	247	F016M34K001.A
250	F016A42B006	251	F016B22D006	253	F016B33A006	253	F016B43B006	247	F016M34K006.A
250	F016A42B012	251	F016B22D012	253	F016B33A012	253	F016B43B012	247	F016M34K012.A
250	F016A42B018	251	F016B22D018	253	F016B33A018	253	F016B43B018	247	F016M34K018.A
250	F016A42B030	251	F016B22D030	253	F016B33A030	253	F016B43B030	247	F016M34K030.A
250	F016A42B033	251	F016B22D033	253	F016B33A033	253	F016B43B033	247	F016M34K033.A
250	F016A42D001	253	F016B23A001	253	F016B33B001	253	F016B43D001	247	F016M35K001.A
250	F016A42D006	253	F016B23A006	253	F016B33B006	253	F016B43D006	247	F016M35K006.A
250	F016A42D012	253	F016B23A012	253	F016B33B012	253	F016B43D012	247	F016M35K012.A
250	F016A42D018	253	F016B23A018	253	F016B33B018	253	F016B43D018	247	F016M35K018.A
250	F016A42D030	253	F016B23A030	253	F016B33B030	253	F016B43D030	247	F016M35K030.A
250	F016A42D033	253	F016B23A033	253	F016B33B033	253	F016B43D033	247	F016M35K033.A
252	F016A43A001	253	F016B23B001	253	F016B33D001	244	F016M21K001.A	244	F016M41K001.A
252	F016A43A006	253	F016B23B006	253	F016B33D006	244	F016M21K006.A	244	F016M41K006.A
252	F016A43A012	253	F016B23B012	253	F016B33D012	244	F016M21K012.A	244	F016M41K012.A
252	F016A43A018	253	F016B23B018	253	F016B33D018	244	F016M21K018.A	244	F016M41K018.A
252	F016A43A030	253	F016B23B030	253	F016B33D030	244	F016M21K030.A	244	F016M41K030.A
252	F016A43A033	253	F016B23B033	253	F016B33D033	244	F016M21K033.A	244	F016M41K033.A
252	F016A43B001	253	F016B23D001	249	F016B41A001	245	F016M22K001.A	245	F016M42K001.A
252	F016A43B006	253	F016B23D006	249	F016B41A006	245	F016M22K006.A	245	F016M42K006.A
252	F016A43B012	253	F016B23D012	249	F016B41A012	245	F016M22K012.A	245	F016M42K012.A
252	F016A43B018	253	F016B23D018	249	F016B41A018	245	F016M22K018.A	245	F016M42K018.A
252	F016A43B030	253	F016B23D030	249	F016B41A030	245	F016M22K030.A	245	F016M42K030.A
252	F016A43B033	253	F016B23D033	249	F016B41A033	245	F016M22K033.A	245	F016M42K033.A
252	F016A43D001	249	F016B31A001	249	F016B41B001	246	F016M23K001.A	246	F016M43K001.A
252	F016A43D006	249	F016B31A006	249	F016B41B006	246	F016M23K006.A	246	F016M43K006.A
252	F016A43D012	249	F016B31A012	249	F016B41B012	246	F016M23K012.A	246	F016M43K012.A
252	F016A43D018	249	F016B31A018	249	F016B41B018	246	F016M23K018.A	246	F016M43K018.A
252	F016A43D030	249	F016B31A030	249	F016B41B030	246	F016M23K030.A	246	F016M43K030.A
252	F016A43D033	249	F016B31A033	249	F016B41B033	246	F016M23K033.A	246	F016M43K033.A
249	F016B21A001	249	F016B31B001	249	F016B41D001	247	F016M24K001.A	247	F016M44K001.A

Page	Reference	Page	Reference	Page	Reference	Page	Reference	Page	Reference
247	F016M44K006.A	246	F016N43K006.A	550	F017A1RA006	549	F017A2LA006	549	F017A3JA006
247	F016M44K012.A	246	F016N43K012.A	550	F017A1RA033	549	F017A2LA033	549	F017A3JA033
247	F016M44K018.A	246	F016N43K018.A	550	F017A1RB006	549	F017A2LB006	549	F017A3JB006
247	F016M44K030.A	246	F016N43K030.A	550	F017A1RB033	549	F017A2LB033	549	F017A3JB033
247	F016M44K033.A	246	F016N43K033.A	550	F017A1RD006	549	F017A2LD006	549	F017A3JD006
247	F016M45K001.A	253	F016Z000000	550	F017A1RD033	549	F017A2LD033	549	F017A3JD033
247	F016M45K006.A	548	F017A1AA006	550	F017A1SA006	550	F017A2QA006	549	F017A3KA006
247	F016M45K012.A	548	F017A1AA033	550	F017A1SA033	550	F017A2QA033	549	F017A3KA033
247	F016M45K018.A	548	F017A1AB006	550	F017A1SB006	550	F017A2QB006	549	F017A3KB006
247	F016M45K030.A	548	F017A1AB033	550	F017A1SB033	550	F017A2QB033	549	F017A3KB033
247	F016M45K033.A	548	F017A1AD006	550	F017A1SD006	550	F017A2QD006	549	F017A3KD006
244	F016N21K001.A	548	F017A1AD033	550	F017A1SD033	550	F017A2QD033	549	F017A3KD033
244	F016N21K006.A	548	F017A1BA006	550	F017A1TA006	550	F017A2RA006	549	F017A3LA006
244	F016N21K012.A	548	F017A1BA033	550	F017A1TA033	550	F017A2RA033	549	F017A3LA033
244	F016N21K018.A	548	F017A1BB006	550	F017A1TB006	550	F017A2RB006	549	F017A3LB006
244	F016N21K030.A	548	F017A1BB033	550	F017A1TB033	550	F017A2RB033	549	F017A3LB033
244	F016N21K033.A	548	F017A1BD006	550	F017A1TD006	550	F017A2RD006	549	F017A3LD006
245	F016N22K001.A	548	F017A1BD033	550	F017A1TD033	550	F017A2RD033	549	F017A3LD033
245	F016N22K006.A	548	F017A1CA006	548	F017A2AA006	550	F017A2SA006	550	F017A3QA006
245	F016N22K012.A	548	F017A1CA033	548	F017A2AA033	550	F017A2SA033	550	F017A3QA033
245	F016N22K018.A	548	F017A1CB006	548	F017A2AB006	550	F017A2SB006	550	F017A3QB006
245	F016N22K030.A	548	F017A1CB033	548	F017A2AB033	550	F017A2SB033	550	F017A3QB033
245	F016N22K033.A	548	F017A1CD006	548	F017A2AD006	550	F017A2SD006	550	F017A3QD006
246	F016N23K001.A	548	F017A1CD033	548	F017A2AD033	550	F017A2SD033	550	F017A3QD033
246	F016N23K006.A	548	F017A1DA006	548	F017A2BA006	550	F017A2TA006	550	F017A3RA006
246	F016N23K012.A	548	F017A1DA033	548	F017A2BA033	550	F017A2TA033	550	F017A3RA033
246	F016N23K018.A	548	F017A1DB006	548	F017A2BB006	550	F017A2TB006	550	F017A3RB006
246	F016N23K030.A	548	F017A1DB033	548	F017A2BB033	550	F017A2TB033	550	F017A3RB033
246	F016N23K033.A	548	F017A1DD006	548	F017A2BD006	550	F017A2TD006	550	F017A3RD006
244	F016N31K001.A	548	F017A1DD033	548	F017A2BD033	550	F017A2TD033	550	F017A3RD033
244	F016N31K006.A	549	F017A1HA006	548	F017A2CA006	548	F017A3AA006	550	F017A3SA006
244	F016N31K012.A	549	F017A1HA033	548	F017A2CA033	548	F017A3AA033	550	F017A3SA033
244	F016N31K018.A	549	F017A1HB006	548	F017A2CB006	548	F017A3AB006	550	F017A3SB006
244	F016N31K030.A	549	F017A1HB033	548	F017A2CB033	548	F017A3AB033	550	F017A3SB033
244	F016N31K033.A	549	F017A1HD006	548	F017A2CD006	548	F017A3AD006	550	F017A3SD006
245	F016N32K001.A	549	F017A1HD033	548	F017A2CD033	548	F017A3AD033	550	F017A3SD033
245	F016N32K006.A	549	F017A1JA006	548	F017A2DA006	548	F017A3BA006	550	F017A3TA006
245	F016N32K012.A	549	F017A1JA033	548	F017A2DA033	548	F017A3BA033	550	F017A3TA033
245	F016N32K018.A	549	F017A1JB006	548	F017A2DB006	548	F017A3BB006	550	F017A3TB006
245	F016N32K030.A	549	F017A1JB033	548	F017A2DB033	548	F017A3BB033	550	F017A3TB033
245	F016N32K033.A	549	F017A1JD006	548	F017A2DD006	548	F017A3BD006	550	F017A3TD006
246	F016N33K001.A	549	F017A1JD033	548	F017A2DD033	548	F017A3BD033	550	F017A3TD033
246	F016N33K006.A	549	F017A1KA006	549	F017A2HA006	548	F017A3CA006	548	F017A4AA006
246	F016N33K012.A	549	F017A1KA033	549	F017A2HA033	548	F017A3CA033	548	F017A4AA033
246	F016N33K018.A	549	F017A1KB006	549	F017A2HB006	548	F017A3CB006	548	F017A4AB006
246	F016N33K030.A	549	F017A1KB033	549	F017A2HB033	548	F017A3CB033	548	F017A4AB033
246	F016N33K033.A	549	F017A1KD006	549	F017A2HD006	548	F017A3CD006	548	F017A4AD006
244	F016N41K001.A	549	F017A1KD033	549	F017A2HD033	548	F017A3CD033	548	F017A4AD033
244	F016N41K006.A	549	F017A1LA006	549	F017A2JA006	548	F017A3DA006	548	F017A4BA006
244	F016N41K012.A	549	F017A1LA033	549	F017A2JA033	548	F017A3DA033	548	F017A4BA033
244	F016N41K018.A	549	F017A1LB006	549	F017A2JB006	548	F017A3DB006	548	F017A4BB006
244	F016N41K030.A	549	F017A1LB033	549	F017A2JB033	548	F017A3DB033	548	F017A4BB033
244	F016N41K033.A	549	F017A1LD006	549	F017A2JD006	548	F017A3DD006	548	F017A4BD006
245	F016N42K001.A	549	F017A1LD033	549	F017A2JD033	548	F017A3DD033	548	F017A4BD033
245	F016N42K006.A	550	F017A1QA006	549	F017A2KA006	549	F017A3HA006	548	F017A4CA006
245	F016N42K012.A	550	F017A1QA033	549	F017A2KA033	549	F017A3HA033	548	F017A4CA033
245	F016N42K018.A	550	F017A1QB006	549	F017A2KB006	549	F017A3HB006	548	F017A4CB006
245	F016N42K030.A	550	F017A1QB033	549	F017A2KB033	549	F017A3HB033	548	F017A4CB033
245	F016N42K033.A	550	F017A1QD006	549	F017A2KD006	549	F017A3HD006	548	F017A4CD006
246	F016N43K001.A	550	F017A1QD033	549	F017A2KD033	549	F017A3HD033	548	F017A4CD033

Page	Reference	Page	Reference	Page	Reference	Page	Reference	Page	Reference
555	F017C4LA006	558	F017D1JA006	557	F017D2DA006	557	F017D3BA006	559	F017D3TA006
555	F017C4LA033	558	F017D1JA033	557	F017D2DA033	557	F017D3BA033	559	F017D3TA033
555	F017C4LB006	558	F017D1JB006	557	F017D2DB006	557	F017D3BB006	559	F017D3TB006
555	F017C4LB033	558	F017D1JB033	557	F017D2DB033	557	F017D3BB033	559	F017D3TB033
555	F017C4LD006	558	F017D1JD006	557	F017D2DD006	557	F017D3BD006	559	F017D3TD006
555	F017C4LD033	558	F017D1JD033	557	F017D2DD033	557	F017D3BD033	559	F017D3TD033
556	F017C4QA006	558	F017D1KA006	558	F017D2HA006	557	F017D3CA006	557	F017D4AA006
556	F017C4QA033	558	F017D1KA033	558	F017D2HA033	557	F017D3CA033	557	F017D4AA033
556	F017C4QB006	558	F017D1KB006	558	F017D2HB006	557	F017D3CB006	557	F017D4AB006
556	F017C4QB033	558	F017D1KB033	558	F017D2HB033	557	F017D3CB033	557	F017D4AB033
556	F017C4QD006	558	F017D1KD006	558	F017D2HD006	557	F017D3CD006	557	F017D4AD006
556	F017C4QD033	558	F017D1KD033	558	F017D2HD033	557	F017D3CD033	557	F017D4AD033
556	F017C4RA006	558	F017D1LA006	558	F017D2JA006	557	F017D3DA006	557	F017D4BA006
556	F017C4RA033	558	F017D1LA033	558	F017D2JA033	557	F017D3DA033	557	F017D4BA033
556	F017C4RB006	558	F017D1LB006	558	F017D2JB006	557	F017D3DB006	557	F017D4BB006
556	F017C4RB033	558	F017D1LB033	558	F017D2JB033	557	F017D3DB033	557	F017D4BB033
556	F017C4RD006	558	F017D1LD006	558	F017D2JD006	557	F017D3DD006	557	F017D4BD006
556	F017C4RD033	558	F017D1LD033	558	F017D2JD033	557	F017D3DD033	557	F017D4BD033
556	F017C4SA006	559	F017D1QA006	558	F017D2KA006	558	F017D3HA006	557	F017D4CA006
556	F017C4SA033	559	F017D1QA033	558	F017D2KA033	558	F017D3HA033	557	F017D4CA033
556	F017C4SB006	559	F017D1QB006	558	F017D2KB006	558	F017D3HB006	557	F017D4CB006
556	F017C4SB033	559	F017D1QB033	558	F017D2KB033	558	F017D3HB033	557	F017D4CB033
556	F017C4SD006	559	F017D1QD006	558	F017D2KD006	558	F017D3HD006	557	F017D4CD006
556	F017C4SD033	559	F017D1QD033	558	F017D2KD033	558	F017D3HD033	557	F017D4CD033
556	F017C4TA006	559	F017D1RA006	558	F017D2LA006	558	F017D3JA006	557	F017D4DA006
556	F017C4TA033	559	F017D1RA033	558	F017D2LA033	558	F017D3JA033	557	F017D4DA033
556	F017C4TB006	559	F017D1RB006	558	F017D2LB006	558	F017D3JB006	557	F017D4DB006
556	F017C4TB033	559	F017D1RB033	558	F017D2LB033	558	F017D3JB033	557	F017D4DB033
556	F017C4TD006	559	F017D1RD006	558	F017D2LD006	558	F017D3JD006	557	F017D4DD006
556	F017C4TD033	559	F017D1RD033	558	F017D2LD033	558	F017D3JD033	557	F017D4DD033
557	F017D1AA006	559	F017D1SA006	559	F017D2QA006	558	F017D3KA006	558	F017D4HA006
557	F017D1AA033	559	F017D1SA033	559	F017D2QA033	558	F017D3KA033	558	F017D4HA033
557	F017D1AB006	559	F017D1SB006	559	F017D2QB006	558	F017D3KB006	558	F017D4HB006
557	F017D1AB033	559	F017D1SB033	559	F017D2QB033	558	F017D3KB033	558	F017D4HB033
557	F017D1AD006	559	F017D1SD006	559	F017D2QD006	558	F017D3KD006	558	F017D4HD006
557	F017D1AD033	559	F017D1SD033	559	F017D2QD033	558	F017D3KD033	558	F017D4HD033
557	F017D1BA006	559	F017D1TA006	559	F017D2RA006	558	F017D3LA006	558	F017D4JA006
557	F017D1BA033	559	F017D1TA033	559	F017D2RA033	558	F017D3LA033	558	F017D4JA033
557	F017D1BB006	559	F017D1TB006	559	F017D2RB006	558	F017D3LB006	558	F017D4JB006
557	F017D1BB033	559	F017D1TB033	559	F017D2RB033	558	F017D3LB033	558	F017D4JB033
557	F017D1BD006	559	F017D1TD006	559	F017D2RD006	558	F017D3LD006	558	F017D4JD006
557	F017D1BD033	559	F017D1TD033	559	F017D2RD033	558	F017D3LD033	558	F017D4JD033
557	F017D1CA006	557	F017D2AA006	559	F017D2SA006	559	F017D3QA006	558	F017D4KA006
557	F017D1CA033	557	F017D2AA033	559	F017D2SA033	559	F017D3QA033	558	F017D4KA033
557	F017D1CB006	557	F017D2AB006	559	F017D2SB006	559	F017D3QB006	558	F017D4KB006
557	F017D1CB033	557	F017D2AB033	559	F017D2SB033	559	F017D3QB033	558	F017D4KB033
557	F017D1CD006	557	F017D2AD006	559	F017D2SD006	559	F017D3QD006	558	F017D4KD006
557	F017D1CD033	557	F017D2AD033	559	F017D2SD033	559	F017D3QD033	558	F017D4KD033
557	F017D1DA006	557	F017D2BA006	559	F017D2TA006	559	F017D3RA006	558	F017D4LA006
557	F017D1DA033	557	F017D2BA033	559	F017D2TA033	559	F017D3RA033	558	F017D4LA033
557	F017D1DB006	557	F017D2BB006	559	F017D2TB006	559	F017D3RB006	558	F017D4LB006
557	F017D1DB033	557	F017D2BB033	559	F017D2TB033	559	F017D3RB033	558	F017D4LB033
557	F017D1DD006	557	F017D2BD006	559	F017D2TD006	559	F017D3RD006	558	F017D4LD006
557	F017D1DD033	557	F017D2BD033	559	F017D2TD033	559	F017D3RD033	558	F017D4LD033
558	F017D1HA006	557	F017D2CA006	557	F017D3AA006	559	F017D3SA006	559	F017D4QA006
558	F017D1HA033	557	F017D2CA033	557	F017D3AA033	559	F017D3SA033	559	F017D4QA033
558	F017D1HB006	557	F017D2CB006	557	F017D3AB006	559	F017D3SB006	559	F017D4QB006
558	F017D1HB033	557	F017D2CB033	557	F017D3AB033	559	F017D3SB033	559	F017D4QB033
558	F017D1HD006	557	F017D2CD006	557	F017D3AD006	559	F017D3SD006	559	F017D4QD006
558	F017D1HD033	557	F017D2CD033	557	F017D3AD033	559	F017D3SD033	559	F017D4QD033

Page	Reference	Page	Reference	Page	Reference	Page	Reference	Page	Reference
559	F017D4RA006	573	F017E1LA006	573	F017E2JA006	572	F017E3DA006	572	F017E4BA006
559	F017D4RA033	573	F017E1LA033	573	F017E2JA033	572	F017E3DA033	572	F017E4BA033
559	F017D4RB006	573	F017E1LB006	573	F017E2JB006	572	F017E3DB006	572	F017E4BB006
559	F017D4RB033	573	F017E1LB033	573	F017E2JB033	572	F017E3DB033	572	F017E4BB033
559	F017D4RD006	573	F017E1LD006	573	F017E2JD006	572	F017E3DD006	572	F017E4BD006
559	F017D4RD033	573	F017E1LD033	573	F017E2JD033	572	F017E3DD033	572	F017E4BD033
559	F017D4SA006	574	F017E1QA006	573	F017E2KA006	573	F017E3HA006	572	F017E4CA006
559	F017D4SA033	574	F017E1QA033	573	F017E2KA033	573	F017E3HA033	572	F017E4CA033
559	F017D4SB006	574	F017E1QB006	573	F017E2KB006	573	F017E3HB006	572	F017E4CB006
559	F017D4SB033	574	F017E1QB033	573	F017E2KB033	573	F017E3HB033	572	F017E4CB033
559	F017D4SD006	574	F017E1QD006	573	F017E2KD006	573	F017E3HD006	572	F017E4CD006
559	F017D4SD033	574	F017E1QD033	573	F017E2KD033	573	F017E3HD033	572	F017E4CD033
559	F017D4TA006	574	F017E1RA006	573	F017E2LA006	573	F017E3JA006	572	F017E4DA006
559	F017D4TA033	574	F017E1RA033	573	F017E2LA033	573	F017E3JA033	572	F017E4DA033
559	F017D4TB006	574	F017E1RB006	573	F017E2LB006	573	F017E3JB006	572	F017E4DB006
559	F017D4TB033	574	F017E1RB033	573	F017E2LB033	573	F017E3JB033	572	F017E4DB033
559	F017D4TD006	574	F017E1RD006	573	F017E2LD006	573	F017E3JD006	572	F017E4DD006
559	F017D4TD033	574	F017E1RD033	573	F017E2LD033	573	F017E3JD033	572	F017E4DD033
572	F017E1AA006	574	F017E1SA006	574	F017E2QA006	573	F017E3KA006	573	F017E4HA006
572	F017E1AA033	574	F017E1SA033	574	F017E2QA033	573	F017E3KA033	573	F017E4HA033
572	F017E1AB006	574	F017E1SB006	574	F017E2QB006	573	F017E3KB006	573	F017E4HB006
572	F017E1AB033	574	F017E1SB033	574	F017E2QB033	573	F017E3KB033	573	F017E4HB033
572	F017E1AD006	574	F017E1SD006	574	F017E2QD006	573	F017E3KD006	573	F017E4HD006
572	F017E1AD033	574	F017E1SD033	574	F017E2QD033	573	F017E3KD033	573	F017E4HD033
572	F017E1BA006	574	F017E1TA006	574	F017E2RA006	573	F017E3LA006	573	F017E4JA006
572	F017E1BA033	574	F017E1TA033	574	F017E2RA033	573	F017E3LA033	573	F017E4JA033
572	F017E1BB006	574	F017E1TB006	574	F017E2RB006	573	F017E3LB006	573	F017E4JB006
572	F017E1BB033	574	F017E1TB033	574	F017E2RB033	573	F017E3LB033	573	F017E4JB033
572	F017E1BD006	574	F017E1TD006	574	F017E2RD006	573	F017E3LD006	573	F017E4JD006
572	F017E1BD033	574	F017E1TD033	574	F017E2RD033	573	F017E3LD033	573	F017E4JD033
572	F017E1CA006	572	F017E2AA006	574	F017E2SA006	574	F017E3QA006	573	F017E4KA006
572	F017E1CA033	572	F017E2AA033	574	F017E2SA033	574	F017E3QA033	573	F017E4KA033
572	F017E1CB006	572	F017E2AB006	574	F017E2SB006	574	F017E3QB006	573	F017E4KB006
572	F017E1CB033	572	F017E2AB033	574	F017E2SB033	574	F017E3QB033	573	F017E4KB033
572	F017E1CD006	572	F017E2AD006	574	F017E2SD006	574	F017E3QD006	573	F017E4KD006
572	F017E1CD033	572	F017E2AD033	574	F017E2SD033	574	F017E3QD033	573	F017E4KD033
572	F017E1DA006	572	F017E2BA006	574	F017E2TA006	574	F017E3RA006	573	F017E4LA006
572	F017E1DA033	572	F017E2BA033	574	F017E2TA033	574	F017E3RA033	573	F017E4LA033
572	F017E1DB006	572	F017E2BB006	574	F017E2TB006	574	F017E3RB006	573	F017E4LB006
572	F017E1DB033	572	F017E2BB033	574	F017E2TB033	574	F017E3RB033	573	F017E4LB033
572	F017E1DD006	572	F017E2BD006	574	F017E2TD006	574	F017E3RD006	573	F017E4LD006
572	F017E1DD033	572	F017E2BD033	574	F017E2TD033	574	F017E3RD033	573	F017E4LD033
573	F017E1HA006	572	F017E2CA006	572	F017E3AA006	574	F017E3SA006	574	F017E4QA006
573	F017E1HA033	572	F017E2CA033	572	F017E3AA033	574	F017E3SA033	574	F017E4QA033
573	F017E1HB006	572	F017E2CB006	572	F017E3AB006	574	F017E3SB006	574	F017E4QB006
573	F017E1HB033	572	F017E2CB033	572	F017E3AB033	574	F017E3SB033	574	F017E4QB033
573	F017E1HD006	572	F017E2CD006	572	F017E3AD006	574	F017E3SD006	574	F017E4QD006
573	F017E1HD033	572	F017E2CD033	572	F017E3AD033	574	F017E3SD033	574	F017E4QD033
573	F017E1JA006	572	F017E2DA006	572	F017E3BA006	574	F017E3TA006	574	F017E4RA006
573	F017E1JA033	572	F017E2DA033	572	F017E3BA033	574	F017E3TA033	574	F017E4RA033
573	F017E1JB006	572	F017E2DB006	572	F017E3BB006	574	F017E3TB006	574	F017E4RB006
573	F017E1JB033	572	F017E2DB033	572	F017E3BB033	574	F017E3TB033	574	F017E4RB033
573	F017E1JD006	572	F017E2DD006	572	F017E3BD006	574	F017E3TD006	574	F017E4RD006
573	F017E1JD033	572	F017E2DD033	572	F017E3BD033	574	F017E3TD033	574	F017E4RD033
573	F017E1KA006	573	F017E2HA006	572	F017E3CA006	572	F017E4AA006	574	F017E4SA006
573	F017E1KA033	573	F017E2HA033	572	F017E3CA033	572	F017E4AA033	574	F017E4SA033
573	F017E1KB006	573	F017E2HB006	572	F017E3CB006	572	F017E4AB006	574	F017E4SB006
573	F017E1KB033	573	F017E2HB033	572	F017E3CB033	572	F017E4AB033	574	F017E4SB033
573	F017E1KD006	573	F017E2HD006	572	F017E3CD006	572	F017E4AD006	574	F017E4SD006
573	F017E1KD033	573	F017E2HD033	572	F017E3CD033	572	F017E4AD033	574	F017E4SD033

Page	Reference	Page	Reference	Page	Reference	Page	Reference	Page	Reference
574	F017E4TA006	577	F017F1RA006	576	F017F2LA006	576	F017F3JA006	575	F017F4DA006
574	F017E4TA033	577	F017F1RA033	576	F017F2LA033	576	F017F3JA033	575	F017F4DA033
574	F017E4TB006	577	F017F1RB006	576	F017F2LB006	576	F017F3JB006	575	F017F4DB006
574	F017E4TB033	577	F017F1RB033	576	F017F2LB033	576	F017F3JB033	575	F017F4DB033
574	F017E4TD006	577	F017F1RD006	576	F017F2LD006	576	F017F3JD006	575	F017F4DD006
574	F017E4TD033	577	F017F1RD033	576	F017F2LD033	576	F017F3JD033	575	F017F4DD033
575	F017F1AA006	577	F017F1SA006	577	F017F2QA006	576	F017F3KA006	576	F017F4HA006
575	F017F1AA033	577	F017F1SA033	577	F017F2QA033	576	F017F3KA033	576	F017F4HA033
575	F017F1AB006	577	F017F1SB006	577	F017F2QB006	576	F017F3KB006	576	F017F4HB006
575	F017F1AB033	577	F017F1SB033	577	F017F2QB033	576	F017F3KB033	576	F017F4HB033
575	F017F1AD006	577	F017F1SD006	577	F017F2QD006	576	F017F3KD006	576	F017F4HD006
575	F017F1AD033	577	F017F1SD033	577	F017F2QD033	576	F017F3KD033	576	F017F4HD033
575	F017F1BA006	577	F017F1TA006	577	F017F2RA006	576	F017F3LA006	576	F017F4JA006
575	F017F1BA033	577	F017F1TA033	577	F017F2RA033	576	F017F3LA033	576	F017F4JA033
575	F017F1BB006	577	F017F1TB006	577	F017F2RB006	576	F017F3LB006	576	F017F4JB006
575	F017F1BB033	577	F017F1TB033	577	F017F2RB033	576	F017F3LB033	576	F017F4JB033
575	F017F1BD006	577	F017F1TD006	577	F017F2RD006	576	F017F3LD006	576	F017F4JD006
575	F017F1BD033	577	F017F1TD033	577	F017F2RD033	576	F017F3LD033	576	F017F4JD033
575	F017F1CA006	575	F017F2AA006	577	F017F2SA006	577	F017F3QA006	576	F017F4KA006
575	F017F1CA033	575	F017F2AA033	577	F017F2SA033	577	F017F3QA033	576	F017F4KA033
575	F017F1CB006	575	F017F2AB006	577	F017F2SB006	577	F017F3QB006	576	F017F4KB006
575	F017F1CB033	575	F017F2AB033	577	F017F2SB033	577	F017F3QB033	576	F017F4KB033
575	F017F1CD006	575	F017F2AD006	577	F017F2SD006	577	F017F3QD006	576	F017F4KD006
575	F017F1CD033	575	F017F2AD033	577	F017F2SD033	577	F017F3QD033	576	F017F4KD033
575	F017F1DA006	575	F017F2BA006	577	F017F2TA006	577	F017F3RA006	576	F017F4LA006
575	F017F1DA033	575	F017F2BA033	577	F017F2TA033	577	F017F3RA033	576	F017F4LA033
575	F017F1DB006	575	F017F2BB006	577	F017F2TB006	577	F017F3RB006	576	F017F4LB006
575	F017F1DB033	575	F017F2BB033	577	F017F2TB033	577	F017F3RB033	576	F017F4LB033
575	F017F1DD006	575	F017F2BD006	577	F017F2TD006	577	F017F3RD006	576	F017F4LD006
575	F017F1DD033	575	F017F2BD033	577	F017F2TD033	577	F017F3RD033	576	F017F4LD033
576	F017F1HA006	575	F017F2CA006	575	F017F3AA006	577	F017F3SA006	577	F017F4QA006
576	F017F1HA033	575	F017F2CA033	575	F017F3AA033	577	F017F3SA033	577	F017F4QA033
576	F017F1HB006	575	F017F2CB006	575	F017F3AB006	577	F017F3SB006	577	F017F4QB006
576	F017F1HB033	575	F017F2CB033	575	F017F3AB033	577	F017F3SB033	577	F017F4QB033
576	F017F1HD006	575	F017F2CD006	575	F017F3AD006	577	F017F3SD006	577	F017F4QD006
576	F017F1HD033	575	F017F2CD033	575	F017F3AD033	577	F017F3SD033	577	F017F4QD033
576	F017F1JA006	575	F017F2DA006	575	F017F3BA006	577	F017F3TA006	577	F017F4RA006
576	F017F1JA033	575	F017F2DA033	575	F017F3BA033	577	F017F3TA033	577	F017F4RA033
576	F017F1JB006	575	F017F2DB006	575	F017F3BB006	577	F017F3TB006	577	F017F4RB006
576	F017F1JB033	575	F017F2DB033	575	F017F3BB033	577	F017F3TB033	577	F017F4RB033
576	F017F1JD006	575	F017F2DD006	575	F017F3BD006	577	F017F3TD006	577	F017F4RD006
576	F017F1JD033	575	F017F2DD033	575	F017F3BD033	577	F017F3TD033	577	F017F4RD033
576	F017F1KA006	576	F017F2HA006	575	F017F3CA006	575	F017F4AA006	577	F017F4SA006
576	F017F1KA033	576	F017F2HA033	575	F017F3CA033	575	F017F4AA033	577	F017F4SA033
576	F017F1KB006	576	F017F2HB006	575	F017F3CB006	575	F017F4AB006	577	F017F4SB006
576	F017F1KB033	576	F017F2HB033	575	F017F3CB033	575	F017F4AB033	577	F017F4SB033
576	F017F1KD006	576	F017F2HD006	575	F017F3CD006	575	F017F4AD006	577	F017F4SD006
576	F017F1KD033	576	F017F2HD033	575	F017F3CD033	575	F017F4AD033	577	F017F4SD033
576	F017F1LA006	576	F017F2JA006	575	F017F3DA006	575	F017F4BA006	577	F017F4TA006
576	F017F1LA033	576	F017F2JA033	575	F017F3DA033	575	F017F4BA033	577	F017F4TA033
576	F017F1LB006	576	F017F2JB006	575	F017F3DB006	575	F017F4BB006	577	F017F4TB006
576	F017F1LB033	576	F017F2JB033	575	F017F3DB033	575	F017F4BB033	577	F017F4TB033
576	F017F1LD006	576	F017F2JD006	575	F017F3DD006	575	F017F4BD006	577	F017F4TD006
576	F017F1LD033	576	F017F2JD033	575	F017F3DD033	575	F017F4BD033	577	F017F4TD033
577	F017F1QA006	576	F017F2KA006	576	F017F3HA006	575	F017F4CA006	578	F017G1AA006
577	F017F1QA033	576	F017F2KA033	576	F017F3HA033	575	F017F4CA033	578	F017G1AA033
577	F017F1QB006	576	F017F2KB006	576	F017F3HB006	575	F017F4CB006	578	F017G1AB006
577	F017F1QB033	576	F017F2KB033	576	F017F3HB033	575	F017F4CB033	578	F017G1AB033
577	F017F1QD006	576	F017F2KD006	576	F017F3HD006	575	F017F4CD006	578	F017G1AD006
577	F017F1QD033	576	F017F2KD033	576	F017F3HD033	575	F017F4CD033	578	F017G1AD033

878

Page	Reference	Page	Reference	Page	Reference	Page	Reference	Page	Reference
564	F017K1LA006	564	F017K2JA006	563	F017K3DA006	563	F017K4BA006	565	F017K4TA006
564	F017K1LA033	564	F017K2JA033	563	F017K3DA033	563	F017K4BA033	565	F017K4TA033
564	F017K1LB006	564	F017K2JB006	563	F017K3DB006	563	F017K4BB006	565	F017K4TB006
564	F017K1LB033	564	F017K2JB033	563	F017K3DB033	563	F017K4BB033	565	F017K4TB033
564	F017K1LD006	564	F017K2JD006	563	F017K3DD006	563	F017K4BD006	565	F017K4TD006
564	F017K1LD033	564	F017K2JD033	563	F017K3DD033	563	F017K4BD033	565	F017K4TD033
565	F017K1QA006	564	F017K2KA006	564	F017K3HA006	563	F017K4CA006	566	F017L1AA006
565	F017K1QA033	564	F017K2KA033	564	F017K3HA033	563	F017K4CA033	566	F017L1AA033
565	F017K1QB006	564	F017K2KB006	564	F017K3HB006	563	F017K4CB006	566	F017L1AB006
565	F017K1QB033	564	F017K2KB033	564	F017K3HB033	563	F017K4CB033	566	F017L1AB033
565	F017K1QD006	564	F017K2KD006	564	F017K3HD006	563	F017K4CD006	566	F017L1AD006
565	F017K1QD033	564	F017K2KD033	564	F017K3HD033	563	F017K4CD033	566	F017L1AD033
565	F017K1RA006	564	F017K2LA006	564	F017K3JA006	563	F017K4DA006	566	F017L1BA006
565	F017K1RA033	564	F017K2LA033	564	F017K3JA033	563	F017K4DA033	566	F017L1BA033
565	F017K1RB006	564	F017K2LB006	564	F017K3JB006	563	F017K4DB006	566	F017L1BB006
565	F017K1RB033	564	F017K2LB033	564	F017K3JB033	563	F017K4DB033	566	F017L1BB033
565	F017K1RD006	564	F017K2LD006	564	F017K3JD006	563	F017K4DD006	566	F017L1BD006
565	F017K1RD033	564	F017K2LD033	564	F017K3JD033	563	F017K4DD033	566	F017L1BD033
565	F017K1SA006	565	F017K2QA006	564	F017K3KA006	564	F017K4HA006	566	F017L1CA006
565	F017K1SA033	565	F017K2QA033	564	F017K3KA033	564	F017K4HA033	566	F017L1CA033
565	F017K1SB006	565	F017K2QB006	564	F017K3KB006	564	F017K4HB006	566	F017L1CB006
565	F017K1SB033	565	F017K2QB033	564	F017K3KB033	564	F017K4HB033	566	F017L1CB033
565	F017K1SD006	565	F017K2QD006	564	F017K3KD006	564	F017K4HD006	566	F017L1CD006
565	F017K1SD033	565	F017K2QD033	564	F017K3KD033	564	F017K4HD033	566	F017L1CD033
565	F017K1TA006	565	F017K2RA006	564	F017K3LA006	564	F017K4JA006	566	F017L1DA006
565	F017K1TA033	565	F017K2RA033	564	F017K3LA033	564	F017K4JA033	566	F017L1DA033
565	F017K1TB006	565	F017K2RB006	564	F017K3LB006	564	F017K4JB006	566	F017L1DB006
565	F017K1TB033	565	F017K2RB033	564	F017K3LB033	564	F017K4JB033	566	F017L1DB033
565	F017K1TD006	565	F017K2RD006	564	F017K3LD006	564	F017K4JD006	566	F017L1DD006
565	F017K1TD033	565	F017K2RD033	564	F017K3LD033	564	F017K4JD033	566	F017L1DD033
563	F017K2AA006	565	F017K2SA006	565	F017K3QA006	564	F017K4KA006	567	F017L1HA006
563	F017K2AA033	565	F017K2SA033	565	F017K3QA033	564	F017K4KA033	567	F017L1HA033
563	F017K2AB006	565	F017K2SB006	565	F017K3QB006	564	F017K4KB006	567	F017L1HB006
563	F017K2AB033	565	F017K2SB033	565	F017K3QB033	564	F017K4KB033	567	F017L1HB033
563	F017K2AD006	565	F017K2SD006	565	F017K3QD006	564	F017K4KD006	567	F017L1HD006
563	F017K2AD033	565	F017K2SD033	565	F017K3QD033	564	F017K4KD033	567	F017L1HD033
563	F017K2BA006	565	F017K2TA006	565	F017K3RA006	564	F017K4LA006	567	F017L1JA006
563	F017K2BA033	565	F017K2TA033	565	F017K3RA033	564	F017K4LA033	567	F017L1JA033
563	F017K2BB006	565	F017K2TB006	565	F017K3RB006	564	F017K4LB006	567	F017L1JB006
563	F017K2BB033	565	F017K2TB033	565	F017K3RB033	564	F017K4LB033	567	F017L1JB033
563	F017K2BD006	565	F017K2TD006	565	F017K3RD006	564	F017K4LD006	567	F017L1JD006
563	F017K2BD033	565	F017K2TD033	565	F017K3RD033	564	F017K4LD033	567	F017L1JD033
563	F017K2CA006	563	F017K3AA006	565	F017K3SA006	565	F017K4QA006	567	F017L1KA006
563	F017K2CA033	563	F017K3AA033	565	F017K3SA033	565	F017K4QA033	567	F017L1KA033
563	F017K2CB006	563	F017K3AB006	565	F017K3SB006	565	F017K4QB006	567	F017L1KB006
563	F017K2CB033	563	F017K3AB033	565	F017K3SB033	565	F017K4QB033	567	F017L1KB033
563	F017K2CD006	563	F017K3AD006	565	F017K3SD006	565	F017K4QD006	567	F017L1KD006
563	F017K2CD033	563	F017K3AD033	565	F017K3SD033	565	F017K4QD033	567	F017L1KD033
563	F017K2DA006	563	F017K3BA006	565	F017K3TA006	565	F017K4RA006	567	F017L1LA006
563	F017K2DA033	563	F017K3BA033	565	F017K3TA033	565	F017K4RA033	567	F017L1LA033
563	F017K2DB006	563	F017K3BB006	565	F017K3TB006	565	F017K4RB006	567	F017L1LB006
563	F017K2DB033	563	F017K3BB033	565	F017K3TB033	565	F017K4RB033	567	F017L1LB033
563	F017K2DD006	563	F017K3BD006	565	F017K3TD006	565	F017K4RD006	567	F017L1LD006
563	F017K2DD033	563	F017K3BD033	565	F017K3TD033	565	F017K4RD033	567	F017L1LD033
564	F017K2HA006	563	F017K3CA006	563	F017K4AA006	565	F017K4SA006	568	F017L1QA006
564	F017K2HA033	563	F017K3CA033	563	F017K4AA033	565	F017K4SA033	568	F017L1QA033
564	F017K2HB006	563	F017K3CB006	563	F017K4AB006	565	F017K4SB006	568	F017L1QB006
564	F017K2HB033	563	F017K3CB033	563	F017K4AB033	565	F017K4SB033	568	F017L1QB033
564	F017K2HD006	563	F017K3CD006	563	F017K4AD006	565	F017K4SD006	568	F017L1QD006
564	F017K2HD033	563	F017K3CD033	563	F017K4AD033	565	F017K4SD033	568	F017L1QD033

Page	Reference	Page	Reference	Page	Reference	Page	Reference	Page	Reference
568	F017L1RA006	567	F017L2LA006	567	F017L3JA006	566	F017L4DA006	569	F017M1BA006
568	F017L1RA033	567	F017L2LA033	567	F017L3JA033	566	F017L4DA033	569	F017M1BA033
568	F017L1RB006	567	F017L2LB006	567	F017L3JB006	566	F017L4DB006	569	F017M1BB006
568	F017L1RB033	567	F017L2LB033	567	F017L3JB033	566	F017L4DB033	569	F017M1BB033
568	F017L1RD006	567	F017L2LD006	567	F017L3JD006	566	F017L4DD006	569	F017M1BD006
568	F017L1RD033	567	F017L2LD033	567	F017L3JD033	566	F017L4DD033	569	F017M1BD033
568	F017L1SA006	568	F017L2QA006	567	F017L3KA006	567	F017L4HA006	569	F017M1CA006
568	F017L1SA033	568	F017L2QA033	567	F017L3KA033	567	F017L4HA033	569	F017M1CA033
568	F017L1SB006	568	F017L2QB006	567	F017L3KB006	567	F017L4HB006	569	F017M1CB006
568	F017L1SB033	568	F017L2QB033	567	F017L3KB033	567	F017L4HB033	569	F017M1CB033
568	F017L1SD006	568	F017L2QD006	567	F017L3KD006	567	F017L4HD006	569	F017M1CD006
568	F017L1SD033	568	F017L2QD033	567	F017L3KD033	567	F017L4HD033	569	F017M1CD033
568	F017L1TA006	568	F017L2RA006	567	F017L3LA006	567	F017L4JA006	569	F017M1DA006
568	F017L1TA033	568	F017L2RA033	567	F017L3LA033	567	F017L4JA033	569	F017M1DA033
568	F017L1TB006	568	F017L2RB006	567	F017L3LB006	567	F017L4JB006	569	F017M1DB006
568	F017L1TB033	568	F017L2RB033	567	F017L3LB033	567	F017L4JB033	569	F017M1DB033
568	F017L1TD006	568	F017L2RD006	567	F017L3LD006	567	F017L4JD006	569	F017M1DD006
568	F017L1TD033	568	F017L2RD033	567	F017L3LD033	567	F017L4JD033	569	F017M1DD033
566	F017L2AA006	568	F017L2SA006	568	F017L3QA006	567	F017L4KA006	570	F017M1HA006
566	F017L2AA033	568	F017L2SA033	568	F017L3QA033	567	F017L4KA033	570	F017M1HA033
566	F017L2AB006	568	F017L2SB006	568	F017L3QB006	567	F017L4KB006	570	F017M1HB006
566	F017L2AB033	568	F017L2SB033	568	F017L3QB033	567	F017L4KB033	570	F017M1HB033
566	F017L2AD006	568	F017L2SD006	568	F017L3QD006	567	F017L4KD006	570	F017M1HD006
566	F017L2AD033	568	F017L2SD033	568	F017L3QD033	567	F017L4KD033	570	F017M1HD033
566	F017L2BA006	568	F017L2TA006	568	F017L3RA006	567	F017L4LA006	570	F017M1JA006
566	F017L2BA033	568	F017L2TA033	568	F017L3RA033	567	F017L4LA033	570	F017M1JA033
566	F017L2BB006	568	F017L2TB006	568	F017L3RB006	567	F017L4LB006	570	F017M1JB006
566	F017L2BB033	568	F017L2TB033	568	F017L3RB033	567	F017L4LB033	570	F017M1JB033
566	F017L2BD006	568	F017L2TD006	568	F017L3RD006	567	F017L4LD006	570	F017M1JD006
566	F017L2BD033	568	F017L2TD033	568	F017L3RD033	567	F017L4LD033	570	F017M1JD033
566	F017L2CA006	566	F017L3AA006	568	F017L3SA006	568	F017L4QA006	570	F017M1KA006
566	F017L2CA033	566	F017L3AA033	568	F017L3SA033	568	F017L4QA033	570	F017M1KA033
566	F017L2CB006	566	F017L3AB006	568	F017L3SB006	568	F017L4QB006	570	F017M1KB006
566	F017L2CB033	566	F017L3AB033	568	F017L3SB033	568	F017L4QB033	570	F017M1KB033
566	F017L2CD006	566	F017L3AD006	568	F017L3SD006	568	F017L4QD006	570	F017M1KD006
566	F017L2CD033	566	F017L3AD033	568	F017L3SD033	568	F017L4QD033	570	F017M1KD033
566	F017L2DA006	566	F017L3BA006	568	F017L3TA006	568	F017L4RA006	570	F017M1LA006
566	F017L2DA033	566	F017L3BA033	568	F017L3TA033	568	F017L4RA033	570	F017M1LA033
566	F017L2DB006	566	F017L3BB006	568	F017L3TB006	568	F017L4RB006	570	F017M1LB006
566	F017L2DB033	566	F017L3BB033	568	F017L3TB033	568	F017L4RB033	570	F017M1LB033
566	F017L2DD006	566	F017L3BD006	568	F017L3TD006	568	F017L4RD006	570	F017M1LD006
566	F017L2DD033	566	F017L3BD033	568	F017L3TD033	568	F017L4RD033	570	F017M1LD033
567	F017L2HA006	566	F017L3CA006	566	F017L4AA006	568	F017L4SA006	571	F017M1QA006
567	F017L2HA033	566	F017L3CA033	566	F017L4AA033	568	F017L4SA033	571	F017M1QA033
567	F017L2HB006	566	F017L3CB006	566	F017L4AB006	568	F017L4SB006	571	F017M1QB006
567	F017L2HB033	566	F017L3CB033	566	F017L4AB033	568	F017L4SB033	571	F017M1QB033
567	F017L2HD006	566	F017L3CD006	566	F017L4AD006	568	F017L4SD006	571	F017M1QD006
567	F017L2HD033	566	F017L3CD033	566	F017L4AD033	568	F017L4SD033	571	F017M1QD033
567	F017L2JA006	566	F017L3DA006	566	F017L4BA006	568	F017L4TA006	571	F017M1RA006
567	F017L2JA033	566	F017L3DA033	566	F017L4BA033	568	F017L4TA033	571	F017M1RA033
567	F017L2JB006	566	F017L3DB006	566	F017L4BB006	568	F017L4TB006	571	F017M1RB006
567	F017L2JB033	566	F017L3DB033	566	F017L4BB033	568	F017L4TB033	571	F017M1RB033
567	F017L2JD006	566	F017L3DD006	566	F017L4BD006	568	F017L4TD006	571	F017M1RD006
567	F017L2JD033	566	F017L3DD033	566	F017L4BD033	568	F017L4TD033	571	F017M1RD033
567	F017L2KA006	567	F017L3HA006	566	F017L4CA006	569	F017M1AA006	571	F017M1SA006
567	F017L2KA033	567	F017L3HA033	566	F017L4CA033	569	F017M1AA033	571	F017M1SA033
567	F017L2KB006	567	F017L3HB006	566	F017L4CB006	569	F017M1AB006	571	F017M1SB006
567	F017L2KB033	567	F017L3HB033	566	F017L4CB033	569	F017M1AB033	571	F017M1SB033
567	F017L2KD006	567	F017L3HD006	566	F017L4CD006	569	F017M1AD006	571	F017M1SD006
567	F017L2KD033	567	F017L3HD033	566	F017L4CD033	569	F017M1AD033	571	F017M1SD033

Page	Reference	Page	Reference	Page	Reference	Page	Reference	Page	Reference
587	F017P2DA006	587	F017P3BA006	589	F017P3TA006	589	F017P4RA006	591	F017Q1LA006
587	F017P2DA033	587	F017P3BA033	589	F017P3TA033	589	F017P4RA033	591	F017Q1LA033
587	F017P2DB006	587	F017P3BB006	589	F017P3TB006	589	F017P4RB006	591	F017Q1LB006
587	F017P2DB033	587	F017P3BB033	589	F017P3TB033	589	F017P4RB033	591	F017Q1LB033
587	F017P2DD006	587	F017P3BD006	589	F017P3TD006	589	F017P4RD006	591	F017Q1LD006
587	F017P2DD033	587	F017P3BD033	589	F017P3TD033	589	F017P4RD033	591	F017Q1LD033
588	F017P2HA006	587	F017P3CA006	587	F017P4AA006	589	F017P4SA006	592	F017Q1QA006
588	F017P2HA033	587	F017P3CA033	587	F017P4AA033	589	F017P4SA033	592	F017Q1QA033
588	F017P2HB006	587	F017P3CB006	587	F017P4AB006	589	F017P4SB006	592	F017Q1QB006
588	F017P2HB033	587	F017P3CB033	587	F017P4AB033	589	F017P4SB033	592	F017Q1QB033
588	F017P2HD006	587	F017P3CD006	587	F017P4AD006	589	F017P4SD006	592	F017Q1QD006
588	F017P2HD033	587	F017P3CD033	587	F017P4AD033	589	F017P4SD033	592	F017Q1QD033
588	F017P2JA006	587	F017P3DA006	587	F017P4BA006	589	F017P4TA006	592	F017Q1RA006
588	F017P2JA033	587	F017P3DA033	587	F017P4BA033	589	F017P4TA033	592	F017Q1RA033
588	F017P2JB006	587	F017P3DB006	587	F017P4BB006	589	F017P4TB006	592	F017Q1RB006
588	F017P2JB033	587	F017P3DB033	587	F017P4BB033	589	F017P4TB033	592	F017Q1RB033
588	F017P2JD006	587	F017P3DD006	587	F017P4BD006	589	F017P4TD006	592	F017Q1RD006
588	F017P2JD033	587	F017P3DD033	587	F017P4BD033	589	F017P4TD033	592	F017Q1RD033
588	F017P2KA006	588	F017P3HA006	587	F017P4CA006	590	F017Q1AA006	592	F017Q1SA006
588	F017P2KA033	588	F017P3HA033	587	F017P4CA033	590	F017Q1AA033	592	F017Q1SA033
588	F017P2KB006	588	F017P3HB006	587	F017P4CB006	590	F017Q1AB006	592	F017Q1SB006
588	F017P2KB033	588	F017P3HB033	587	F017P4CB033	590	F017Q1AB033	592	F017Q1SB033
588	F017P2KD006	588	F017P3HD006	587	F017P4CD006	590	F017Q1AD006	592	F017Q1SD006
588	F017P2KD033	588	F017P3HD033	587	F017P4CD033	590	F017Q1AD033	592	F017Q1SD033
588	F017P2LA006	588	F017P3JA006	587	F017P4DA006	590	F017Q1BA006	592	F017Q1TA006
588	F017P2LA033	588	F017P3JA033	587	F017P4DA033	590	F017Q1BA033	592	F017Q1TA033
588	F017P2LB006	588	F017P3JB006	587	F017P4DB006	590	F017Q1BB006	592	F017Q1TB006
588	F017P2LB033	588	F017P3JB033	587	F017P4DB033	590	F017Q1BB033	592	F017Q1TB033
588	F017P2LD006	588	F017P3JD006	587	F017P4DD006	590	F017Q1BD006	592	F017Q1TD006
588	F017P2LD033	588	F017P3JD033	587	F017P4DD033	590	F017Q1BD033	592	F017Q1TD033
589	F017P2QA006	588	F017P3KA006	588	F017P4HA006	590	F017Q1CA006	590	F017Q2AA006
589	F017P2QA033	588	F017P3KA033	588	F017P4HA033	590	F017Q1CA033	590	F017Q2AA033
589	F017P2QB006	588	F017P3KB006	588	F017P4HB006	590	F017Q1CB006	590	F017Q2AB006
589	F017P2QB033	588	F017P3KB033	588	F017P4HB033	590	F017Q1CB033	590	F017Q2AB033
589	F017P2QD006	588	F017P3KD006	588	F017P4HD006	590	F017Q1CD006	590	F017Q2AD006
589	F017P2QD033	588	F017P3KD033	588	F017P4HD033	590	F017Q1CD033	590	F017Q2AD033
589	F017P2RA006	588	F017P3LA006	588	F017P4JA006	590	F017Q1DA006	590	F017Q2BA006
589	F017P2RA033	588	F017P3LA033	588	F017P4JA033	590	F017Q1DA033	590	F017Q2BA033
589	F017P2RB006	588	F017P3LB006	588	F017P4JB006	590	F017Q1DB006	590	F017Q2BB006
589	F017P2RB033	588	F017P3LB033	588	F017P4JB033	590	F017Q1DB033	590	F017Q2BB033
589	F017P2RD006	588	F017P3LD006	588	F017P4JD006	590	F017Q1DD006	590	F017Q2BD006
589	F017P2RD033	588	F017P3LD033	588	F017P4JD033	590	F017Q1DD033	590	F017Q2BD033
589	F017P2SA006	589	F017P3QA006	588	F017P4KA006	591	F017Q1HA006	590	F017Q2CA006
589	F017P2SA033	589	F017P3QA033	588	F017P4KA033	591	F017Q1HA033	590	F017Q2CA033
589	F017P2SB006	589	F017P3QB006	588	F017P4KB006	591	F017Q1HB006	590	F017Q2CB006
589	F017P2SB033	589	F017P3QB033	588	F017P4KB033	591	F017Q1HB033	590	F017Q2CB033
589	F017P2SD006	589	F017P3QD006	588	F017P4KD006	591	F017Q1HD006	590	F017Q2CD006
589	F017P2SD033	589	F017P3QD033	588	F017P4KD033	591	F017Q1HD033	590	F017Q2CD033
589	F017P2TA006	589	F017P3RA006	588	F017P4LA006	591	F017Q1JA006	590	F017Q2DA006
589	F017P2TA033	589	F017P3RA033	588	F017P4LA033	591	F017Q1JA033	590	F017Q2DA033
589	F017P2TB006	589	F017P3RB006	588	F017P4LB006	591	F017Q1JB006	590	F017Q2DB006
589	F017P2TB033	589	F017P3RB033	588	F017P4LB033	591	F017Q1JB033	590	F017Q2DB033
589	F017P2TD006	589	F017P3RD006	588	F017P4LD006	591	F017Q1JD006	590	F017Q2DD006
589	F017P2TD033	589	F017P3RD033	588	F017P4LD033	591	F017Q1JD033	590	F017Q2DD033
587	F017P3AA006	589	F017P3SA006	589	F017P4QA006	591	F017Q1KA006	591	F017Q2HA006
587	F017P3AA033	589	F017P3SA033	589	F017P4QA033	591	F017Q1KA033	591	F017Q2HA033
587	F017P3AB006	589	F017P3SB006	589	F017P4QB006	591	F017Q1KB006	591	F017Q2HB006
587	F017P3AB033	589	F017P3SB033	589	F017P4QB033	591	F017Q1KB033	591	F017Q2HB033
587	F017P3AD006	589	F017P3SD006	589	F017P4QD006	591	F017Q1KD006	591	F017Q2HD006
587	F017P3AD033	589	F017P3SD033	589	F017P4QD033	591	F017Q1KD033	591	F017Q2HD033

Page	Reference	Page	Reference	Page	Reference	Page	Reference	Page	Reference
591	F017Q2JA006	590	F017Q3DA006	590	F017Q4BA006	592	F017Q4TA006	595	F017R1RA006
591	F017Q2JA033	590	F017Q3DA033	590	F017Q4BA033	592	F017Q4TA033	595	F017R1RA033
591	F017Q2JB006	590	F017Q3DB006	590	F017Q4BB006	592	F017Q4TB006	595	F017R1RB006
591	F017Q2JB033	590	F017Q3DB033	590	F017Q4BB033	592	F017Q4TB033	595	F017R1RB033
591	F017Q2JD006	590	F017Q3DD006	590	F017Q4BD006	592	F017Q4TD006	595	F017R1RD006
591	F017Q2JD033	590	F017Q3DD033	590	F017Q4BD033	592	F017Q4TD033	595	F017R1RD033
591	F017Q2KA006	591	F017Q3HA006	590	F017Q4CA006	593	F017R1AA006	595	F017R1SA006
591	F017Q2KA033	591	F017Q3HA033	590	F017Q4CA033	593	F017R1AA033	595	F017R1SA033
591	F017Q2KB006	591	F017Q3HB006	590	F017Q4CB006	593	F017R1AB006	595	F017R1SB006
591	F017Q2KB033	591	F017Q3HB033	590	F017Q4CB033	593	F017R1AB033	595	F017R1SB033
591	F017Q2KD006	591	F017Q3HD006	590	F017Q4CD006	593	F017R1AD006	595	F017R1SD006
591	F017Q2KD033	591	F017Q3HD033	590	F017Q4CD033	593	F017R1AD033	595	F017R1SD033
591	F017Q2LA006	591	F017Q3JA006	590	F017Q4DA006	593	F017R1BA006	595	F017R1TA006
591	F017Q2LA033	591	F017Q3JA033	590	F017Q4DA033	593	F017R1BA033	595	F017R1TA033
591	F017Q2LB006	591	F017Q3JB006	590	F017Q4DB006	593	F017R1BB006	595	F017R1TB006
591	F017Q2LB033	591	F017Q3JB033	590	F017Q4DB033	593	F017R1BB033	595	F017R1TB033
591	F017Q2LD006	591	F017Q3JD006	590	F017Q4DD006	593	F017R1BD006	595	F017R1TD006
591	F017Q2LD033	591	F017Q3JD033	590	F017Q4DD033	593	F017R1BD033	595	F017R1TD033
592	F017Q2QA006	591	F017Q3KA006	591	F017Q4HA006	593	F017R1CA006	593	F017R2AA006
592	F017Q2QA033	591	F017Q3KA033	591	F017Q4HA033	593	F017R1CA033	593	F017R2AA033
592	F017Q2QB006	591	F017Q3KB006	591	F017Q4HB006	593	F017R1CB006	593	F017R2AB006
592	F017Q2QB033	591	F017Q3KB033	591	F017Q4HB033	593	F017R1CB033	593	F017R2AB033
592	F017Q2QD006	591	F017Q3KD006	591	F017Q4HD006	593	F017R1CD006	593	F017R2AD006
592	F017Q2QD033	591	F017Q3KD033	591	F017Q4HD033	593	F017R1CD033	593	F017R2AD033
592	F017Q2RA006	591	F017Q3LA006	591	F017Q4JA006	593	F017R1DA006	593	F017R2BA006
592	F017Q2RA033	591	F017Q3LA033	591	F017Q4JA033	593	F017R1DA033	593	F017R2BA033
592	F017Q2RB006	591	F017Q3LB006	591	F017Q4JB006	593	F017R1DB006	593	F017R2BB006
592	F017Q2RB033	591	F017Q3LB033	591	F017Q4JB033	593	F017R1DB033	593	F017R2BB033
592	F017Q2RD006	591	F017Q3LD006	591	F017Q4JD006	593	F017R1DD006	593	F017R2BD006
592	F017Q2RD033	591	F017Q3LD033	591	F017Q4JD033	593	F017R1DD033	593	F017R2BD033
592	F017Q2SA006	592	F017Q3QA006	591	F017Q4KA006	594	F017R1HA006	593	F017R2CA006
592	F017Q2SA033	592	F017Q3QA033	591	F017Q4KA033	594	F017R1HA033	593	F017R2CA033
592	F017Q2SB006	592	F017Q3QB006	591	F017Q4KB006	594	F017R1HB006	593	F017R2CB006
592	F017Q2SB033	592	F017Q3QB033	591	F017Q4KB033	594	F017R1HB033	593	F017R2CB033
592	F017Q2SD006	592	F017Q3QD006	591	F017Q4KD006	594	F017R1HD006	593	F017R2CD006
592	F017Q2SD033	592	F017Q3QD033	591	F017Q4KD033	594	F017R1HD033	593	F017R2CD033
592	F017Q2TA006	592	F017Q3RA006	591	F017Q4LA006	594	F017R1JA006	593	F017R2DA006
592	F017Q2TA033	592	F017Q3RA033	591	F017Q4LA033	594	F017R1JA033	593	F017R2DA033
592	F017Q2TB006	592	F017Q3RB006	591	F017Q4LB006	594	F017R1JB006	593	F017R2DB006
592	F017Q2TB033	592	F017Q3RB033	591	F017Q4LB033	594	F017R1JB033	593	F017R2DB033
592	F017Q2TD006	592	F017Q3RD006	591	F017Q4LD006	594	F017R1JD006	593	F017R2DD006
592	F017Q2TD033	592	F017Q3RD033	591	F017Q4LD033	594	F017R1JD033	593	F017R2DD033
590	F017Q3AA006	592	F017Q3SA006	592	F017Q4QA006	594	F017R1KA006	594	F017R2HA006
590	F017Q3AA033	592	F017Q3SA033	592	F017Q4QA033	594	F017R1KA033	594	F017R2HA033
590	F017Q3AB006	592	F017Q3SB006	592	F017Q4QB006	594	F017R1KB006	594	F017R2HB006
590	F017Q3AB033	592	F017Q3SB033	592	F017Q4QB033	594	F017R1KB033	594	F017R2HB033
590	F017Q3AD006	592	F017Q3SD006	592	F017Q4QD006	594	F017R1KD006	594	F017R2HD006
590	F017Q3AD033	592	F017Q3SD033	592	F017Q4QD033	594	F017R1KD033	594	F017R2HD033
590	F017Q3BA006	592	F017Q3TA006	592	F017Q4RA006	594	F017R1LA006	594	F017R2JA006
590	F017Q3BA033	592	F017Q3TA033	592	F017Q4RA033	594	F017R1LA033	594	F017R2JA033
590	F017Q3BB006	592	F017Q3TB006	592	F017Q4RB006	594	F017R1LB006	594	F017R2JB006
590	F017Q3BB033	592	F017Q3TB033	592	F017Q4RB033	594	F017R1LB033	594	F017R2JB033
590	F017Q3BD006	592	F017Q3TD006	592	F017Q4RD006	594	F017R1LD006	594	F017R2JD006
590	F017Q3BD033	592	F017Q3TD033	592	F017Q4RD033	594	F017R1LD033	594	F017R2JD033
590	F017Q3CA006	590	F017Q4AA006	592	F017Q4SA006	595	F017R1QA006	594	F017R2KA006
590	F017Q3CA033	590	F017Q4AA033	592	F017Q4SA033	595	F017R1QA033	594	F017R2KA033
590	F017Q3CB006	590	F017Q4AB006	592	F017Q4SB006	595	F017R1QB006	594	F017R2KB006
590	F017Q3CB033	590	F017Q4AB033	592	F017Q4SB033	595	F017R1QB033	594	F017R2KB033
590	F017Q3CD006	590	F017Q4AD006	592	F017Q4SD006	595	F017R1QD006	594	F017R2KD006
590	F017Q3CD033	590	F017Q4AD033	592	F017Q4SD033	595	F017R1QD033	594	F017R2KD033

Page	Reference	Page	Reference	Page	Reference	Page	Reference	Page	Reference
594	F017R2LA006	594	F017R3JA006	593	F017R4DA006	596	F017Z130000	173	F018A22D001
594	F017R2LA033	594	F017R3JA033	593	F017R4DA033	596	F017Z140000	173	F018A22D012
594	F017R2LB006	594	F017R3JB006	593	F017R4DB006	598	F017Z210000	173	F018A22D013
594	F017R2LB033	594	F017R3JB033	593	F017R4DB033	598	F017Z211000	173	F018A22D018
594	F017R2LD006	594	F017R3JD006	593	F017R4DD006	598	F017Z220000	173	F018A22D025
594	F017R2LD033	594	F017R3JD033	593	F017R4DD033	598	F017Z221000	173	F018A22D030
595	F017R2QA006	594	F017R3KA006	594	F017R4HA006	598	F017Z230000	173	F018A22D033
595	F017R2QA033	594	F017R3KA033	594	F017R4HA033	598	F017Z231000	173	F018A23A001
595	F017R2QB006	594	F017R3KB006	594	F017R4HB006	598	F017Z240000	173	F018A23A012
595	F017R2QB033	594	F017R3KB033	594	F017R4HB033	598	F017Z241000	173	F018A23A013
595	F017R2QD006	594	F017R3KD006	594	F017R4HD006	598	F017Z490000	173	F018A23A018
595	F017R2QD033	594	F017R3KD033	594	F017R4HD033	598	F017Z530000	173	F018A23A025
595	F017R2RA006	594	F017R3LA006	594	F017R4JA006	598	F017Z531000	173	F018A23A030
595	F017R2RA033	594	F017R3LA033	594	F017R4JA033	596	F017Z550006	173	F018A23A033
595	F017R2RB006	594	F017R3LB006	594	F017R4JB006	596	F017Z550033	173	F018A23B001
595	F017R2RB033	594	F017R3LB033	594	F017R4JB033	596	F017Z560006	173	F018A23B012
595	F017R2RD006	594	F017R3LD006	594	F017R4JD006	596	F017Z560033	173	F018A23B013
595	F017R2RD033	594	F017R3LD033	594	F017R4JD033	596	F017Z610000	173	F018A23B018
595	F017R2SA006	595	F017R3QA006	594	F017R4KA006	596	F017Z620000	173	F018A23B025
595	F017R2SA033	595	F017R3QA033	594	F017R4KA033	596	F017Z630000	173	F018A23B030
595	F017R2SB006	595	F017R3QB006	594	F017R4KB006	596	F017Z640000	173	F018A23B033
595	F017R2SB033	595	F017R3QB033	594	F017R4KB033	596	F017Z710000	173	F018A23D001
595	F017R2SD006	595	F017R3QD006	594	F017R4KD006	596	F017Z720000	173	F018A23D012
595	F017R2SD033	595	F017R3QD033	594	F017R4KD033	596	F017Z730000	173	F018A23D013
595	F017R2TA006	595	F017R3RA006	594	F017R4LA006	596	F017Z740000	173	F018A23D018
595	F017R2TA033	595	F017R3RA033	594	F017R4LA033	172	F018A21A001	173	F018A23D025
595	F017R2TB006	595	F017R3RB006	594	F017R4LB006	172	F018A21A012	173	F018A23D030
595	F017R2TB033	595	F017R3RB033	594	F017R4LB033	172	F018A21A013	173	F018A23D033
595	F017R2TD006	595	F017R3RD006	594	F017R4LD006	172	F018A21A018	172	F018A31A001
595	F017R2TD033	595	F017R3RD033	594	F017R4LD033	172	F018A21A025	172	F018A31A012
593	F017R3AA006	595	F017R3SA006	595	F017R4QA006	172	F018A21A030	172	F018A31A013
593	F017R3AA033	595	F017R3SA033	595	F017R4QA033	172	F018A21A033	172	F018A31A018
593	F017R3AB006	595	F017R3SB006	595	F017R4QB006	172	F018A21B001	172	F018A31A025
593	F017R3AB033	595	F017R3SB033	595	F017R4QB033	172	F018A21B012	172	F018A31A030
593	F017R3AD006	595	F017R3SD006	595	F017R4QD006	172	F018A21B013	172	F018A31A033
593	F017R3AD033	595	F017R3SD033	595	F017R4QD033	172	F018A21B018	172	F018A31B001
593	F017R3BA006	595	F017R3TA006	595	F017R4RA006	172	F018A21B025	172	F018A31B012
593	F017R3BA033	595	F017R3TA033	595	F017R4RA033	172	F018A21B030	172	F018A31B013
593	F017R3BB006	595	F017R3TB006	595	F017R4RB006	172	F018A21B033	172	F018A31B018
593	F017R3BB033	595	F017R3TB033	595	F017R4RB033	172	F018A21D001	172	F018A31B025
593	F017R3BD006	595	F017R3TD006	595	F017R4RD006	172	F018A21D012	172	F018A31B030
593	F017R3BD033	595	F017R3TD033	595	F017R4RD033	172	F018A21D013	172	F018A31B033
593	F017R3CA006	593	F017R4AA006	595	F017R4SA006	172	F018A21D018	172	F018A31D001
593	F017R3CA033	593	F017R4AA033	595	F017R4SA033	172	F018A21D025	172	F018A31D012
593	F017R3CB006	593	F017R4AB006	595	F017R4SB006	172	F018A21D030	172	F018A31D013
593	F017R3CB033	593	F017R4AB033	595	F017R4SB033	172	F018A21D033	172	F018A31D018
593	F017R3CD006	593	F017R4AD006	595	F017R4SD006	173	F018A22A001	172	F018A31D025
593	F017R3CD033	593	F017R4AD033	595	F017R4SD033	173	F018A22A012	172	F018A31D030
593	F017R3DA006	593	F017R4BA006	595	F017R4TA006	173	F018A22A013	172	F018A31D033
593	F017R3DA033	593	F017R4BA033	595	F017R4TA033	173	F018A22A018	173	F018A32A001
593	F017R3DB006	593	F017R4BB006	595	F017R4TB006	173	F018A22A025	173	F018A32A012
593	F017R3DB033	593	F017R4BB033	595	F017R4TB033	173	F018A22A030	173	F018A32A013
593	F017R3DD006	593	F017R4BD006	595	F017R4TD006	173	F018A22A033	173	F018A32A018
593	F017R3DD033	593	F017R4BD033	595	F017R4TD033	173	F018A22B001	173	F018A32A025
594	F017R3HA006	593	F017R4CA006	596	F017Z010000	173	F018A22B012	173	F018A32A030
594	F017R3HA033	593	F017R4CA033	596	F017Z020000	173	F018A22B013	173	F018A32A033
594	F017R3HB006	593	F017R4CB006	596	F017Z030000	173	F018A22B018	173	F018A32B001
594	F017R3HB033	593	F017R4CB033	596	F017Z040000	173	F018A22B025	173	F018A32B012
594	F017R3HD006	593	F017R4CD006	596	F017Z110000	173	F018A22B030	173	F018A32B013
594	F017R3HD033	593	F017R4CD033	596	F017Z120000	173	F018A22B033	173	F018A32B018

Page	Reference	Page	Reference	Page	Reference	Page	Reference	Page	Reference
173	F018A32B025	174	F018B32B012	175	F018D25A030	176	F018F21B013	176	F018F32A033
173	F018A32B030	174	F018B32B013	175	F018D25A033	176	F018F21B018	176	F018F32B001
173	F018A32B033	174	F018B32B018	175	F018D25B001	176	F018F21B025	176	F018F32B012
173	F018A32D001	174	F018B32B025	175	F018D25B012	176	F018F21B030	176	F018F32B013
173	F018A32D012	174	F018B32B030	175	F018D25B013	176	F018F21B033	176	F018F32B018
173	F018A32D013	174	F018B32B033	175	F018D25B018	176	F018F21D001	176	F018F32B025
173	F018A32D018	174	F018B32D001	175	F018D25B025	176	F018F21D012	176	F018F32B030
173	F018A32D025	174	F018B32D012	175	F018D25B030	176	F018F21D013	176	F018F32B033
173	F018A32D030	174	F018B32D013	175	F018D25B033	176	F018F21D018	176	F018F32D001
173	F018A32D033	174	F018B32D018	175	F018D25D001	176	F018F21D025	176	F018F32D012
173	F018A33A001	174	F018B32D025	175	F018D25D012	176	F018F21D030	176	F018F32D013
173	F018A33A012	174	F018B32D030	175	F018D25D013	176	F018F21D033	176	F018F32D018
173	F018A33A013	174	F018B32D033	175	F018D25D018	176	F018F22A001	176	F018F32D025
173	F018A33A018	174	F018C25A001	175	F018D25D025	176	F018F22A012	176	F018F32D030
173	F018A33A025	174	F018C25A012	175	F018D25D030	176	F018F22A013	176	F018F32D033
173	F018A33A030	174	F018C25A013	175	F018D25D033	176	F018F22A018	177	F018Z000000
173	F018A33A033	174	F018C25A018	175	F018D35A001	176	F018F22A025	260	F019A21D001
173	F018A33B001	174	F018C25A025	175	F018D35A012	176	F018F22A030	260	F019A21D006
173	F018A33B012	174	F018C25A030	175	F018D35A013	176	F018F22A033	260	F019A21D012
173	F018A33B013	174	F018C25A033	175	F018D35A018	176	F018F22B001	260	F019A21D018
173	F018A33B018	174	F018C25B001	175	F018D35A025	176	F018F22B012	260	F019A21D030
173	F018A33B025	174	F018C25B012	175	F018D35A030	176	F018F22B013	260	F019A21D033
173	F018A33B030	174	F018C25B013	175	F018D35A033	176	F018F22B018	260	F019A22D001
173	F018A33B033	174	F018C25B018	175	F018D35B001	176	F018F22B025	260	F019A22D006
173	F018A33D001	174	F018C25B025	175	F018D35B012	176	F018F22B030	260	F019A22D012
173	F018A33D012	174	F018C25B030	175	F018D35B013	176	F018F22B033	260	F019A22D018
173	F018A33D013	174	F018C25B033	175	F018D35B018	176	F018F22D001	260	F019A22D030
173	F018A33D018	174	F018C25D001	175	F018D35B025	176	F018F22D012	260	F019A22D033
173	F018A33D025	174	F018C25D012	175	F018D35B030	176	F018F22D013	262	F019A23D001
173	F018A33D030	174	F018C25D013	175	F018D35B033	176	F018F22D018	262	F019A23D006
173	F018A33D033	174	F018C25D018	175	F018D35D001	176	F018F22D025	262	F019A23D012
174	F018B22A001	174	F018C25D025	175	F018D35D012	176	F018F22D030	262	F019A23D018
174	F018B22A012	174	F018C25D030	175	F018D35D013	176	F018F22D033	262	F019A23D030
174	F018B22A013	174	F018C25D033	175	F018D35D018	176	F018F31A001	262	F019A23D033
174	F018B22A018	174	F018C35A001	175	F018D35D025	176	F018F31A012	260	F019A31D001
174	F018B22A025	174	F018C35A012	175	F018D35D030	176	F018F31A013	260	F019A31D006
174	F018B22A030	174	F018C35A013	175	F018D35D033	176	F018F31A018	260	F019A31D012
174	F018B22A033	174	F018C35A018	172	F018E21K001	176	F018F31A025	260	F019A31D018
174	F018B22B001	174	F018C35A025	172	F018E21K012	176	F018F31A030	260	F019A31D030
174	F018B22B012	174	F018C35A030	172	F018E21K013	176	F018F31A033	260	F019A31D033
174	F018B22B013	174	F018C35A033	172	F018E21K018	176	F018F31B001	260	F019A32D001
174	F018B22B018	174	F018C35B001	172	F018E21K025	176	F018F31B012	260	F019A32D006
174	F018B22B025	174	F018C35B012	172	F018E21K030	176	F018F31B013	260	F019A32D012
174	F018B22B030	174	F018C35B013	172	F018E21K033	176	F018F31B018	260	F019A32D018
174	F018B22B033	174	F018C35B018	172	F018E31K001	176	F018F31B025	260	F019A32D030
174	F018B22D001	174	F018C35B025	172	F018E31K012	176	F018F31B030	260	F019A32D033
174	F018B22D012	174	F018C35B030	172	F018E31K013	176	F018F31B033	262	F019A33D001
174	F018B22D013	174	F018C35B033	172	F018E31K018	176	F018F31D001	262	F019A33D006
174	F018B22D018	174	F018C35D001	172	F018E31K025	176	F018F31D012	262	F019A33D012
174	F018B22D025	174	F018C35D012	172	F018E31K030	176	F018F31D013	262	F019A33D018
174	F018B22D030	174	F018C35D013	172	F018E31K033	176	F018F31D018	262	F019A33D030
174	F018B22D033	174	F018C35D018	176	F018F21A001	176	F018F31D025	262	F019A33D033
174	F018B32A001	174	F018C35D025	176	F018F21A012	176	F018F31D030	260	F019A41D001
174	F018B32A012	174	F018C35D030	176	F018F21A013	176	F018F31D033	260	F019A41D006
174	F018B32A013	174	F018C35D033	176	F018F21A018	176	F018F32A001	260	F019A41D012
174	F018B32A018	175	F018D25A001	176	F018F21A025	176	F018F32A012	260	F019A41D018
174	F018B32A025	175	F018D25A012	176	F018F21A030	176	F018F32A013	260	F019A41D030
174	F018B32A030	175	F018D25A013	176	F018F21A033	176	F018F32A018	260	F019A41D033
174	F018B32A033	175	F018D25A018	176	F018F21B001	176	F018F32A025	260	F019A42D001
174	F018B32B001	175	F018D25A025	176	F018F21B012	176	F018F32A030	260	F019A42D006

Page	Reference	Page	Reference	Page	Reference	Page	Reference	Page	Reference
611	F020B1BH012	615	F020B1MH012	611	F020B2BH012	615	F020B2MH012	611	F020B3BH012
611	F020B1BH018	615	F020B1MH018	611	F020B2BH018	615	F020B2MH018	611	F020B3BH018
611	F020B1BH030	615	F020B1MH030	611	F020B2BH030	615	F020B2MH030	611	F020B3BH030
611	F020B1BH033	615	F020B1MH033	611	F020B2BH033	615	F020B2MH033	611	F020B3BH033
613	F020B1CH001	608	F020B21H001	613	F020B2CH001	608	F020B31H001	613	F020B3CH001
613	F020B1CH006	608	F020B21H006	613	F020B2CH006	608	F020B31H006	613	F020B3CH006
613	F020B1CH012	608	F020B21H012	613	F020B2CH012	608	F020B31H012	613	F020B3CH012
613	F020B1CH018	608	F020B21H018	613	F020B2CH018	608	F020B31H018	613	F020B3CH018
613	F020B1CH030	608	F020B21H030	613	F020B2CH030	608	F020B31H030	613	F020B3CH030
613	F020B1CH033	608	F020B21H033	613	F020B2CH033	608	F020B31H033	613	F020B3CH033
615	F020B1DH001	610	F020B22H001	615	F020B2DH001	610	F020B32H001	615	F020B3DH001
615	F020B1DH006	610	F020B22H006	615	F020B2DH006	610	F020B32H006	615	F020B3DH006
615	F020B1DH012	610	F020B22H012	615	F020B2DH012	610	F020B32H012	615	F020B3DH012
615	F020B1DH018	610	F020B22H018	615	F020B2DH018	610	F020B32H018	615	F020B3DH018
615	F020B1DH030	610	F020B22H030	615	F020B2DH030	610	F020B32H030	615	F020B3DH030
615	F020B1DH033	610	F020B22H033	615	F020B2DH033	610	F020B32H033	615	F020B3DH033
609	F020B1EH001	612	F020B23H001	609	F020B2EH001	612	F020B33H001	609	F020B3EH001
609	F020B1EH006	612	F020B23H006	609	F020B2EH006	612	F020B33H006	609	F020B3EH006
609	F020B1EH012	612	F020B23H012	609	F020B2EH012	612	F020B33H012	609	F020B3EH012
609	F020B1EH018	612	F020B23H018	609	F020B2EH018	612	F020B33H018	609	F020B3EH018
609	F020B1EH030	612	F020B23H030	609	F020B2EH030	612	F020B33H030	609	F020B3EH030
609	F020B1EH033	612	F020B23H033	609	F020B2EH033	612	F020B33H033	609	F020B3EH033
611	F020B1FH001	614	F020B24H001	611	F020B2FH001	614	F020B34H001	611	F020B3FH001
611	F020B1FH006	614	F020B24H006	611	F020B2FH006	614	F020B34H006	611	F020B3FH006
611	F020B1FH012	614	F020B24H012	611	F020B2FH012	614	F020B34H012	611	F020B3FH012
611	F020B1FH018	614	F020B24H018	611	F020B2FH018	614	F020B34H018	611	F020B3FH018
611	F020B1FH030	614	F020B24H030	611	F020B2FH030	614	F020B34H030	611	F020B3FH030
611	F020B1FH033	614	F020B24H033	611	F020B2FH033	614	F020B34H033	611	F020B3FH033
613	F020B1GH001	608	F020B25H001	613	F020B2GH001	608	F020B35H001	613	F020B3GH001
613	F020B1GH006	608	F020B25H006	613	F020B2GH006	608	F020B35H006	613	F020B3GH006
613	F020B1GH012	608	F020B25H012	613	F020B2GH012	608	F020B35H012	613	F020B3GH012
613	F020B1GH018	608	F020B25H018	613	F020B2GH018	608	F020B35H018	613	F020B3GH018
613	F020B1GH030	608	F020B25H030	613	F020B2GH030	608	F020B35H030	613	F020B3GH030
613	F020B1GH033	608	F020B25H033	613	F020B2GH033	608	F020B35H033	613	F020B3GH033
615	F020B1HH001	610	F020B26H001	615	F020B2HH001	610	F020B36H001	615	F020B3HH001
615	F020B1HH006	610	F020B26H006	615	F020B2HH006	610	F020B36H006	615	F020B3HH006
615	F020B1HH012	610	F020B26H012	615	F020B2HH012	610	F020B36H012	615	F020B3HH012
615	F020B1HH018	610	F020B26H018	615	F020B2HH018	610	F020B36H018	615	F020B3HH018
615	F020B1HH030	610	F020B26H030	615	F020B2HH030	610	F020B36H030	615	F020B3HH030
615	F020B1HH033	610	F020B26H033	615	F020B2HH033	610	F020B36H033	615	F020B3HH033
609	F020B1JH001	612	F020B27H001	609	F020B2JH001	612	F020B37H001	609	F020B3JH001
609	F020B1JH006	612	F020B27H006	609	F020B2JH006	612	F020B37H006	609	F020B3JH006
609	F020B1JH012	612	F020B27H012	609	F020B2JH012	612	F020B37H012	609	F020B3JH012
609	F020B1JH018	612	F020B27H018	609	F020B2JH018	612	F020B37H018	609	F020B3JH018
609	F020B1JH030	612	F020B27H030	609	F020B2JH030	612	F020B37H030	609	F020B3JH030
609	F020B1JH033	612	F020B27H033	609	F020B2JH033	612	F020B37H033	609	F020B3JH033
611	F020B1KH001	614	F020B28H001	611	F020B2KH001	614	F020B38H001	611	F020B3KH001
611	F020B1KH006	614	F020B28H006	611	F020B2KH006	614	F020B38H006	611	F020B3KH006
611	F020B1KH012	614	F020B28H012	611	F020B2KH012	614	F020B38H012	611	F020B3KH012
611	F020B1KH018	614	F020B28H018	611	F020B2KH018	614	F020B38H018	611	F020B3KH018
611	F020B1KH030	614	F020B28H030	611	F020B2KH030	614	F020B38H030	611	F020B3KH030
611	F020B1KH033	614	F020B28H033	611	F020B2KH033	614	F020B38H033	611	F020B3KH033
613	F020B1LH001	608	F020B2AH001	613	F020B2LH001	608	F020B3AH001	613	F020B3LH001
613	F020B1LH006	608	F020B2AH006	613	F020B2LH006	608	F020B3AH006	613	F020B3LH006
613	F020B1LH012	608	F020B2AH012	613	F020B2LH012	608	F020B3AH012	613	F020B3LH012
613	F020B1LH018	608	F020B2AH018	613	F020B2LH018	608	F020B3AH018	613	F020B3LH018
613	F020B1LH030	608	F020B2AH030	613	F020B2LH030	608	F020B3AH030	613	F020B3LH030
613	F020B1LH033	608	F020B2AH033	613	F020B2LH033	608	F020B3AH033	613	F020B3LH033
615	F020B1MH001	611	F020B2BH001	615	F020B2MH001	611	F020B3BH001	615	F020B3MH001
615	F020B1MH006	611	F020B2BH006	615	F020B2MH006	611	F020B3BH006	615	F020B3MH006

890

Page	Reference	Page	Reference	Page	Reference	Page	Reference	Page	Reference
619	F020H2MH012	617	F020HTKH012	618	F020J4LH012	626	F021A16A012	631	F021A1HA012
619	F020H2MH018	617	F020HTKH018	618	F020J4LH018	626	F021A16A018	631	F021A1HA018
619	F020H2MH030	617	F020HTKH030	618	F020J4LH030	626	F021A16A030	631	F021A1HA030
619	F020H2MH033	617	F020HTKH033	618	F020J4LH033	626	F021A16A033	631	F021A1HA033
616	F020H3JH001	618	F020HTLH001	619	F020J4MH001	628	F021A17A001	625	F021A1JA001
616	F020H3JH006	618	F020HTLH006	619	F020J4MH006	628	F021A17A006	625	F021A1JA006
616	F020H3JH012	618	F020HTLH012	619	F020J4MH012	628	F021A17A012	625	F021A1JA012
616	F020H3JH018	618	F020HTLH018	619	F020J4MH018	628	F021A17A018	625	F021A1JA018
616	F020H3JH030	618	F020HTLH030	619	F020J4MH030	628	F021A17A030	625	F021A1JA030
616	F020H3JH033	618	F020HTLH033	619	F020J4MH033	628	F021A17A033	625	F021A1JA033
617	F020H3KH001	619	F020HTMH001	617	F020JTKH001	630	F021A18A001	627	F021A1KA001
617	F020H3KH006	619	F020HTMH006	617	F020JTKH006	630	F021A18A006	627	F021A1KA006
617	F020H3KH012	619	F020HTMH012	617	F020JTKH012	630	F021A18A012	627	F021A1KA012
617	F020H3KH018	619	F020HTMH018	617	F020JTKH018	630	F021A18A018	627	F021A1KA018
617	F020H3KH030	619	F020HTMH030	617	F020JTKH030	630	F021A18A030	627	F021A1KA030
617	F020H3KH033	619	F020HTMH033	617	F020JTKH033	630	F021A18A033	627	F021A1KA033
618	F020H3LH001	617	F020J2KH001	618	F020JTLH001	624	F021A1AA001	629	F021A1LA001
618	F020H3LH006	617	F020J2KH006	618	F020JTLH006	624	F021A1AA006	629	F021A1LA006
618	F020H3LH012	617	F020J2KH012	618	F020JTLH012	624	F021A1AA012	629	F021A1LA012
618	F020H3LH018	617	F020J2KH018	618	F020JTLH018	624	F021A1AA018	629	F021A1LA018
618	F020H3LH030	617	F020J2KH030	618	F020JTLH030	624	F021A1AA030	629	F021A1LA030
618	F020H3LH033	617	F020J2KH033	618	F020JTLH033	624	F021A1AA033	629	F021A1LA033
619	F020H3MH001	618	F020J2LH001	619	F020JTMH001	627	F021A1BA001	631	F021A1MA001
619	F020H3MH006	618	F020J2LH006	619	F020JTMH006	627	F021A1BA006	631	F021A1MA006
619	F020H3MH012	618	F020J2LH012	619	F020JTMH012	627	F021A1BA012	631	F021A1MA012
619	F020H3MH018	618	F020J2LH018	619	F020JTMH018	627	F021A1BA018	631	F021A1MA018
619	F020H3MH030	618	F020J2LH030	619	F020JTMH030	627	F021A1BA030	631	F021A1MA030
619	F020H3MH033	618	F020J2LH033	619	F020JTMH033	627	F021A1BA033	631	F021A1MA033
616	F020H4JH001	619	F020J2MH001	624	F021A11A001	629	F021A1CA001	624	F021A21A001
616	F020H4JH006	619	F020J2MH006	624	F021A11A006	629	F021A1CA006	624	F021A21A006
616	F020H4JH012	619	F020J2MH012	624	F021A11A012	629	F021A1CA012	624	F021A21A012
616	F020H4JH018	619	F020J2MH018	624	F021A11A018	629	F021A1CA018	624	F021A21A018
616	F020H4JH030	619	F020J2MH030	624	F021A11A030	629	F021A1CA030	624	F021A21A030
616	F020H4JH033	619	F020J2MH033	624	F021A11A033	629	F021A1CA033	624	F021A21A033
617	F020H4KH001	617	F020J3KH001	626	F021A12A001	631	F021A1DA001	626	F021A22A001
617	F020H4KH006	617	F020J3KH006	626	F021A12A006	631	F021A1DA006	626	F021A22A006
617	F020H4KH012	617	F020J3KH012	626	F021A12A012	631	F021A1DA012	626	F021A22A012
617	F020H4KH018	617	F020J3KH018	626	F021A12A018	631	F021A1DA018	626	F021A22A018
617	F020H4KH030	617	F020J3KH030	626	F021A12A030	631	F021A1DA030	626	F021A22A030
617	F020H4KH033	617	F020J3KH033	626	F021A12A033	631	F021A1DA033	626	F021A22A033
618	F020H4LH001	618	F020J3LH001	628	F021A13A001	625	F021A1EA001	628	F021A23A001
618	F020H4LH006	618	F020J3LH006	628	F021A13A006	625	F021A1EA006	628	F021A23A006
618	F020H4LH012	618	F020J3LH012	628	F021A13A012	625	F021A1EA012	628	F021A23A012
618	F020H4LH018	618	F020J3LH018	628	F021A13A018	625	F021A1EA018	628	F021A23A018
618	F020H4LH030	618	F020J3LH030	628	F021A13A030	625	F021A1EA030	628	F021A23A030
618	F020H4LH033	618	F020J3LH033	628	F021A13A033	625	F021A1EA033	628	F021A23A033
619	F020H4MH001	619	F020J3MH001	630	F021A14A001	627	F021A1FA001	630	F021A24A001
619	F020H4MH006	619	F020J3MH006	630	F021A14A006	627	F021A1FA006	630	F021A24A006
619	F020H4MH012	619	F020J3MH012	630	F021A14A012	627	F021A1FA012	630	F021A24A012
619	F020H4MH018	619	F020J3MH018	630	F021A14A018	627	F021A1FA018	630	F021A24A018
619	F020H4MH030	619	F020J3MH030	630	F021A14A030	627	F021A1FA030	630	F021A24A030
619	F020H4MH033	619	F020J3MH033	630	F021A14A033	627	F021A1FA033	630	F021A24A033
616	F020HTJH001	617	F020J4KH001	624	F021A15A001	629	F021A1GA001	624	F021A25A001
616	F020HTJH006	617	F020J4KH006	624	F021A15A006	629	F021A1GA006	624	F021A25A006
616	F020HTJH012	617	F020J4KH012	624	F021A15A012	629	F021A1GA012	624	F021A25A012
616	F020HTJH018	617	F020J4KH018	624	F021A15A018	629	F021A1GA018	624	F021A25A018
616	F020HTJH030	617	F020J4KH030	624	F021A15A030	629	F021A1GA030	624	F021A25A030
616	F020HTJH033	617	F020J4KH033	624	F021A15A033	629	F021A1GA033	624	F021A25A033
617	F020HTKH001	618	F020J4LH001	626	F021A16A001	631	F021A1HA001	626	F021A26A001
617	F020HTKH006	618	F020J4LH006	626	F021A16A006	631	F021A1HA006	626	F021A26A006

Page	Reference	Page	Reference	Page	Reference	Page	Reference	Page	Reference
626	F021A26A012	631	F021A2HA012	626	F021A36A012	631	F021A3HA012	626	F021A46A012
626	F021A26A018	631	F021A2HA018	626	F021A36A018	631	F021A3HA018	626	F021A46A018
626	F021A26A030	631	F021A2HA030	626	F021A36A030	631	F021A3HA030	626	F021A46A030
626	F021A26A033	631	F021A2HA033	626	F021A36A033	631	F021A3HA033	626	F021A46A033
628	F021A27A001	625	F021A2JA001	628	F021A37A001	625	F021A3JA001	628	F021A47A001
628	F021A27A006	625	F021A2JA006	628	F021A37A006	625	F021A3JA006	628	F021A47A006
628	F021A27A012	625	F021A2JA012	628	F021A37A012	625	F021A3JA012	628	F021A47A012
628	F021A27A018	625	F021A2JA018	628	F021A37A018	625	F021A3JA018	628	F021A47A018
628	F021A27A030	625	F021A2JA030	628	F021A37A030	625	F021A3JA030	628	F021A47A030
628	F021A27A033	625	F021A2JA033	628	F021A37A033	625	F021A3JA033	628	F021A47A033
630	F021A28A001	627	F021A2KA001	630	F021A38A001	627	F021A3KA001	630	F021A48A001
630	F021A28A006	627	F021A2KA006	630	F021A38A006	627	F021A3KA006	630	F021A48A006
630	F021A28A012	627	F021A2KA012	630	F021A38A012	627	F021A3KA012	630	F021A48A012
630	F021A28A018	627	F021A2KA018	630	F021A38A018	627	F021A3KA018	630	F021A48A018
630	F021A28A030	627	F021A2KA030	630	F021A38A030	627	F021A3KA030	630	F021A48A030
630	F021A28A033	627	F021A2KA033	630	F021A38A033	627	F021A3KA033	630	F021A48A033
624	F021A2AA001	629	F021A2LA001	624	F021A3AA001	629	F021A3LA001	624	F021A4AA001
624	F021A2AA006	629	F021A2LA006	624	F021A3AA006	629	F021A3LA006	624	F021A4AA006
624	F021A2AA012	629	F021A2LA012	624	F021A3AA012	629	F021A3LA012	624	F021A4AA012
624	F021A2AA018	629	F021A2LA018	624	F021A3AA018	629	F021A3LA018	624	F021A4AA018
624	F021A2AA030	629	F021A2LA030	624	F021A3AA030	629	F021A3LA030	624	F021A4AA030
624	F021A2AA033	629	F021A2LA033	624	F021A3AA033	629	F021A3LA033	624	F021A4AA033
627	F021A2BA001	631	F021A2MA001	627	F021A3BA001	631	F021A3MA001	627	F021A4BA001
627	F021A2BA006	631	F021A2MA006	627	F021A3BA006	631	F021A3MA006	627	F021A4BA006
627	F021A2BA012	631	F021A2MA012	627	F021A3BA012	631	F021A3MA012	627	F021A4BA012
627	F021A2BA018	631	F021A2MA018	627	F021A3BA018	631	F021A3MA018	627	F021A4BA018
627	F021A2BA030	631	F021A2MA030	627	F021A3BA030	631	F021A3MA030	627	F021A4BA030
627	F021A2BA033	631	F021A2MA033	627	F021A3BA033	631	F021A3MA033	627	F021A4BA033
629	F021A2CA001	624	F021A31A001	629	F021A3CA001	624	F021A41A001	629	F021A4CA001
629	F021A2CA006	624	F021A31A006	629	F021A3CA006	624	F021A41A006	629	F021A4CA006
629	F021A2CA012	624	F021A31A012	629	F021A3CA012	624	F021A41A012	629	F021A4CA012
629	F021A2CA018	624	F021A31A018	629	F021A3CA018	624	F021A41A018	629	F021A4CA018
629	F021A2CA030	624	F021A31A030	629	F021A3CA030	624	F021A41A030	629	F021A4CA030
629	F021A2CA033	624	F021A31A033	629	F021A3CA033	624	F021A41A033	629	F021A4CA033
631	F021A2DA001	626	F021A32A001	631	F021A3DA001	626	F021A42A001	631	F021A4DA001
631	F021A2DA006	626	F021A32A006	631	F021A3DA006	626	F021A42A006	631	F021A4DA006
631	F021A2DA012	626	F021A32A012	631	F021A3DA012	626	F021A42A012	631	F021A4DA012
631	F021A2DA018	626	F021A32A018	631	F021A3DA018	626	F021A42A018	631	F021A4DA018
631	F021A2DA030	626	F021A32A030	631	F021A3DA030	626	F021A42A030	631	F021A4DA030
631	F021A2DA033	626	F021A32A033	631	F021A3DA033	626	F021A42A033	631	F021A4DA033
625	F021A2EA001	628	F021A33A001	625	F021A3EA001	628	F021A43A001	625	F021A4EA001
625	F021A2EA006	628	F021A33A006	625	F021A3EA006	628	F021A43A006	625	F021A4EA006
625	F021A2EA012	628	F021A33A012	625	F021A3EA012	628	F021A43A012	625	F021A4EA012
625	F021A2EA018	628	F021A33A018	625	F021A3EA018	628	F021A43A018	625	F021A4EA018
625	F021A2EA030	628	F021A33A030	625	F021A3EA030	628	F021A43A030	625	F021A4EA030
625	F021A2EA033	628	F021A33A033	625	F021A3EA033	628	F021A43A033	625	F021A4EA033
627	F021A2FA001	630	F021A34A001	627	F021A3FA001	630	F021A44A001	627	F021A4FA001
627	F021A2FA006	630	F021A34A006	627	F021A3FA006	630	F021A44A006	627	F021A4FA006
627	F021A2FA012	630	F021A34A012	627	F021A3FA012	630	F021A44A012	627	F021A4FA012
627	F021A2FA018	630	F021A34A018	627	F021A3FA018	630	F021A44A018	627	F021A4FA018
627	F021A2FA030	630	F021A34A030	627	F021A3FA030	630	F021A44A030	627	F021A4FA030
627	F021A2FA033	630	F021A34A033	627	F021A3FA033	630	F021A44A033	627	F021A4FA033
629	F021A2GA001	624	F021A35A001	629	F021A3GA001	624	F021A45A001	629	F021A4GA001
629	F021A2GA006	624	F021A35A006	629	F021A3GA006	624	F021A45A006	629	F021A4GA006
629	F021A2GA012	624	F021A35A012	629	F021A3GA012	624	F021A45A012	629	F021A4GA012
629	F021A2GA018	624	F021A35A018	629	F021A3GA018	624	F021A45A018	629	F021A4GA018
629	F021A2GA030	624	F021A35A030	629	F021A3GA030	624	F021A45A030	629	F021A4GA030
629	F021A2GA033	624	F021A35A033	629	F021A3GA033	624	F021A45A033	629	F021A4GA033
631	F021A2HA001	626	F021A36A001	631	F021A3HA001	626	F021A46A001	631	F021A4HA001
631	F021A2HA006	626	F021A36A006	631	F021A3HA006	626	F021A46A006	631	F021A4HA006

Page	Reference	Page	Reference	Page	Reference	Page	Reference	Page	Reference
631	F021A4HA012	630	F021B14A012	627	F021B1BA012	635	F021B1GD012	624	F021B21A012
631	F021A4HA018	630	F021B14A018	627	F021B1BA018	635	F021B1GD018	624	F021B21A018
631	F021A4HA030	630	F021B14A030	627	F021B1BA030	635	F021B1GD030	624	F021B21A030
631	F021A4HA033	630	F021B14A033	627	F021B1BA033	635	F021B1GD033	624	F021B21A033
625	F021A4JA001	636	F021B14D001	632	F021B1BD001	631	F021B1HA001	626	F021B22A001
625	F021A4JA006	636	F021B14D006	632	F021B1BD006	631	F021B1HA006	626	F021B22A006
625	F021A4JA012	636	F021B14D012	632	F021B1BD012	631	F021B1HA012	626	F021B22A012
625	F021A4JA018	636	F021B14D018	632	F021B1BD018	631	F021B1HA018	626	F021B22A018
625	F021A4JA030	636	F021B14D030	632	F021B1BD030	631	F021B1HA030	626	F021B22A030
625	F021A4JA033	636	F021B14D033	632	F021B1BD033	631	F021B1HA033	626	F021B22A033
627	F021A4KA001	624	F021B15A001	629	F021B1CA001	637	F021B1HD001	632	F021B22D001
627	F021A4KA006	624	F021B15A006	629	F021B1CA006	637	F021B1HD006	632	F021B22D006
627	F021A4KA012	624	F021B15A012	629	F021B1CA012	637	F021B1HD012	632	F021B22D012
627	F021A4KA018	624	F021B15A018	629	F021B1CA018	637	F021B1HD018	632	F021B22D018
627	F021A4KA030	624	F021B15A030	629	F021B1CA030	637	F021B1HD030	632	F021B22D030
627	F021A4KA033	624	F021B15A033	629	F021B1CA033	637	F021B1HD033	632	F021B22D033
629	F021A4LA001	626	F021B16A001	634	F021B1CD001	625	F021B1JA001	628	F021B23A001
629	F021A4LA006	626	F021B16A006	634	F021B1CD006	625	F021B1JA006	628	F021B23A006
629	F021A4LA012	626	F021B16A012	634	F021B1CD012	625	F021B1JA012	628	F021B23A012
629	F021A4LA018	626	F021B16A018	634	F021B1CD018	625	F021B1JA018	628	F021B23A018
629	F021A4LA030	626	F021B16A030	634	F021B1CD030	625	F021B1JA030	628	F021B23A030
629	F021A4LA033	626	F021B16A033	634	F021B1CD033	625	F021B1JA033	628	F021B23A033
631	F021A4MA001	632	F021B16D001	631	F021B1DA001	627	F021B1KA001	634	F021B23D001
631	F021A4MA006	632	F021B16D006	631	F021B1DA006	627	F021B1KA006	634	F021B23D006
631	F021A4MA012	632	F021B16D012	631	F021B1DA012	627	F021B1KA012	634	F021B23D012
631	F021A4MA018	632	F021B16D018	631	F021B1DA018	627	F021B1KA018	634	F021B23D018
631	F021A4MA030	632	F021B16D030	631	F021B1DA030	627	F021B1KA030	634	F021B23D030
631	F021A4MA033	632	F021B16D033	631	F021B1DA033	627	F021B1KA033	634	F021B23D033
624	F021B11A001	628	F021B17A001	636	F021B1DD001	633	F021B1KD001	630	F021B24A001
624	F021B11A006	628	F021B17A006	636	F021B1DD006	633	F021B1KD006	630	F021B24A006
624	F021B11A012	628	F021B17A012	636	F021B1DD012	633	F021B1KD012	630	F021B24A012
624	F021B11A018	628	F021B17A018	636	F021B1DD018	633	F021B1KD018	630	F021B24A018
624	F021B11A030	628	F021B17A030	636	F021B1DD030	633	F021B1KD030	630	F021B24A030
624	F021B11A033	628	F021B17A033	636	F021B1DD033	633	F021B1KD033	630	F021B24A033
626	F021B12A001	634	F021B17D001	625	F021B1EA001	629	F021B1LA001	636	F021B24D001
626	F021B12A006	634	F021B17D006	625	F021B1EA006	629	F021B1LA006	636	F021B24D006
626	F021B12A012	634	F021B17D012	625	F021B1EA012	629	F021B1LA012	636	F021B24D012
626	F021B12A018	634	F021B17D018	625	F021B1EA018	629	F021B1LA018	636	F021B24D018
626	F021B12A030	634	F021B17D030	625	F021B1EA030	629	F021B1LA030	636	F021B24D030
626	F021B12A033	634	F021B17D033	625	F021B1EA033	629	F021B1LA033	636	F021B24D033
632	F021B12D001	630	F021B18A001	627	F021B1FA001	635	F021B1LD001	624	F021B25A001
632	F021B12D006	630	F021B18A006	627	F021B1FA006	635	F021B1LD006	624	F021B25A006
632	F021B12D012	630	F021B18A012	627	F021B1FA012	635	F021B1LD012	624	F021B25A012
632	F021B12D018	630	F021B18A018	627	F021B1FA018	635	F021B1LD018	624	F021B25A018
632	F021B12D030	630	F021B18A030	627	F021B1FA030	635	F021B1LD030	624	F021B25A030
632	F021B12D033	630	F021B18A033	627	F021B1FA033	635	F021B1LD033	624	F021B25A033
628	F021B13A001	636	F021B18D001	633	F021B1FD001	631	F021B1MA001	626	F021B26A001
628	F021B13A006	636	F021B18D006	633	F021B1FD006	631	F021B1MA006	626	F021B26A006
628	F021B13A012	636	F021B18D012	633	F021B1FD012	631	F021B1MA012	626	F021B26A012
628	F021B13A018	636	F021B18D018	633	F021B1FD018	631	F021B1MA018	626	F021B26A018
628	F021B13A030	636	F021B18D030	633	F021B1FD030	631	F021B1MA030	626	F021B26A030
628	F021B13A033	636	F021B18D033	633	F021B1FD033	631	F021B1MA033	626	F021B26A033
634	F021B13D001	624	F021B1AA001	629	F021B1GA001	637	F021B1MD001	632	F021B26D001
634	F021B13D006	624	F021B1AA006	629	F021B1GA006	637	F021B1MD006	632	F021B26D006
634	F021B13D012	624	F021B1AA012	629	F021B1GA012	637	F021B1MD012	632	F021B26D012
634	F021B13D018	624	F021B1AA018	629	F021B1GA018	637	F021B1MD018	632	F021B26D018
634	F021B13D030	624	F021B1AA030	629	F021B1GA030	637	F021B1MD030	632	F021B26D030
634	F021B13D033	624	F021B1AA033	629	F021B1GA033	637	F021B1MD033	632	F021B26D033
630	F021B14A001	627	F021B1BA001	635	F021B1GD001	624	F021B21A001	628	F021B27A001
630	F021B14A006	627	F021B1BA006	635	F021B1GD006	624	F021B21A006	628	F021B27A006

Page	Reference	Page	Reference	Page	Reference	Page	Reference	Page	Reference
628	F021B27A012	636	F021B2DD012	633	F021B2KD012	630	F021B34A012	627	F021B3BA012
628	F021B27A018	636	F021B2DD018	633	F021B2KD018	630	F021B34A018	627	F021B3BA018
628	F021B27A030	636	F021B2DD030	633	F021B2KD030	630	F021B34A030	627	F021B3BA030
628	F021B27A033	636	F021B2DD033	633	F021B2KD033	630	F021B34A033	627	F021B3BA033
634	F021B27D001	625	F021B2EA001	629	F021B2LA001	636	F021B34D001	632	F021B3BD001
634	F021B27D006	625	F021B2EA006	629	F021B2LA006	636	F021B34D006	632	F021B3BD006
634	F021B27D012	625	F021B2EA012	629	F021B2LA012	636	F021B34D012	632	F021B3BD012
634	F021B27D018	625	F021B2EA018	629	F021B2LA018	636	F021B34D018	632	F021B3BD018
634	F021B27D030	625	F021B2EA030	629	F021B2LA030	636	F021B34D030	632	F021B3BD030
634	F021B27D033	625	F021B2EA033	629	F021B2LA033	636	F021B34D033	632	F021B3BD033
630	F021B28A001	627	F021B2FA001	635	F021B2LD001	624	F021B35A001	629	F021B3CA001
630	F021B28A006	627	F021B2FA006	635	F021B2LD006	624	F021B35A006	629	F021B3CA006
630	F021B28A012	627	F021B2FA012	635	F021B2LD012	624	F021B35A012	629	F021B3CA012
630	F021B28A018	627	F021B2FA018	635	F021B2LD018	624	F021B35A018	629	F021B3CA018
630	F021B28A030	627	F021B2FA030	635	F021B2LD030	624	F021B35A030	629	F021B3CA030
630	F021B28A033	627	F021B2FA033	635	F021B2LD033	624	F021B35A033	629	F021B3CA033
636	F021B28D001	633	F021B2FD001	631	F021B2MA001	626	F021B36A001	634	F021B3CD001
636	F021B28D006	633	F021B2FD006	631	F021B2MA006	626	F021B36A006	634	F021B3CD006
636	F021B28D012	633	F021B2FD012	631	F021B2MA012	626	F021B36A012	634	F021B3CD012
636	F021B28D018	633	F021B2FD018	631	F021B2MA018	626	F021B36A018	634	F021B3CD018
636	F021B28D030	633	F021B2FD030	631	F021B2MA030	626	F021B36A030	634	F021B3CD030
636	F021B28D033	633	F021B2FD033	631	F021B2MA033	626	F021B36A033	634	F021B3CD033
624	F021B2AA001	629	F021B2GA001	637	F021B2MD001	632	F021B36D001	631	F021B3DA001
624	F021B2AA006	629	F021B2GA006	637	F021B2MD006	632	F021B36D006	631	F021B3DA006
624	F021B2AA012	629	F021B2GA012	637	F021B2MD012	632	F021B36D012	631	F021B3DA012
624	F021B2AA018	629	F021B2GA018	637	F021B2MD018	632	F021B36D018	631	F021B3DA018
624	F021B2AA030	629	F021B2GA030	637	F021B2MD030	632	F021B36D030	631	F021B3DA030
624	F021B2AA033	629	F021B2GA033	637	F021B2MD033	632	F021B36D033	631	F021B3DA033
627	F021B2BA001	635	F021B2GD001	624	F021B31A001	628	F021B37A001	636	F021B3DD001
627	F021B2BA006	635	F021B2GD006	624	F021B31A006	628	F021B37A006	636	F021B3DD006
627	F021B2BA012	635	F021B2GD012	624	F021B31A012	628	F021B37A012	636	F021B3DD012
627	F021B2BA018	635	F021B2GD018	624	F021B31A018	628	F021B37A018	636	F021B3DD018
627	F021B2BA030	635	F021B2GD030	624	F021B31A030	628	F021B37A030	636	F021B3DD030
627	F021B2BA033	635	F021B2GD033	624	F021B31A033	628	F021B37A033	636	F021B3DD033
632	F021B2BD001	631	F021B2HA001	626	F021B32A001	634	F021B37D001	625	F021B3EA001
632	F021B2BD006	631	F021B2HA006	626	F021B32A006	634	F021B37D006	625	F021B3EA006
632	F021B2BD012	631	F021B2HA012	626	F021B32A012	634	F021B37D012	625	F021B3EA012
632	F021B2BD018	631	F021B2HA018	626	F021B32A018	634	F021B37D018	625	F021B3EA018
632	F021B2BD030	631	F021B2HA030	626	F021B32A030	634	F021B37D030	625	F021B3EA030
632	F021B2BD033	631	F021B2HA033	626	F021B32A033	634	F021B37D033	625	F021B3EA033
629	F021B2CA001	637	F021B2HD001	632	F021B32D001	630	F021B38A001	627	F021B3FA001
629	F021B2CA006	637	F021B2HD006	632	F021B32D006	630	F021B38A006	627	F021B3FA006
629	F021B2CA012	637	F021B2HD012	632	F021B32D012	630	F021B38A012	627	F021B3FA012
629	F021B2CA018	637	F021B2HD018	632	F021B32D018	630	F021B38A018	627	F021B3FA018
629	F021B2CA030	637	F021B2HD030	632	F021B32D030	630	F021B38A030	627	F021B3FA030
629	F021B2CA033	637	F021B2HD033	632	F021B32D033	630	F021B38A033	627	F021B3FA033
634	F021B2CD001	625	F021B2JA001	628	F021B33A001	636	F021B38D001	633	F021B3FD001
634	F021B2CD006	625	F021B2JA006	628	F021B33A006	636	F021B38D006	633	F021B3FD006
634	F021B2CD012	625	F021B2JA012	628	F021B33A012	636	F021B38D012	633	F021B3FD012
634	F021B2CD018	625	F021B2JA018	628	F021B33A018	636	F021B38D018	633	F021B3FD018
634	F021B2CD030	625	F021B2JA030	628	F021B33A030	636	F021B38D030	633	F021B3FD030
634	F021B2CD033	625	F021B2JA033	628	F021B33A033	636	F021B38D033	633	F021B3FD033
631	F021B2DA001	627	F021B2KA001	634	F021B33D001	624	F021B3AA001	629	F021B3GA001
631	F021B2DA006	627	F021B2KA006	634	F021B33D006	624	F021B3AA006	629	F021B3GA006
631	F021B2DA012	627	F021B2KA012	634	F021B33D012	624	F021B3AA012	629	F021B3GA012
631	F021B2DA018	627	F021B2KA018	634	F021B33D018	624	F021B3AA018	629	F021B3GA018
631	F021B2DA030	627	F021B2KA030	634	F021B33D030	624	F021B3AA030	629	F021B3GA030
631	F021B2DA033	627	F021B2KA033	634	F021B33D033	624	F021B3AA033	629	F021B3GA033
636	F021B2DD001	633	F021B2KD001	630	F021B34A001	627	F021B3BA001	635	F021B3GD001
636	F021B2DD006	633	F021B2KD006	630	F021B34A006	627	F021B3BA006	635	F021B3GD006

Page	Reference	Page	Reference	Page	Reference	Page	Reference	Page	Reference
635	F021B3GD012	624	F021B41A012	628	F021B47A012	636	F021B4DD012	633	F021B4KD012
635	F021B3GD018	624	F021B41A018	628	F021B47A018	636	F021B4DD018	633	F021B4KD018
635	F021B3GD030	624	F021B41A030	628	F021B47A030	636	F021B4DD030	633	F021B4KD030
635	F021B3GD033	624	F021B41A033	628	F021B47A033	636	F021B4DD033	633	F021B4KD033
631	F021B3HA001	626	F021B42A001	634	F021B47D001	625	F021B4EA001	629	F021B4LA001
631	F021B3HA006	626	F021B42A006	634	F021B47D006	625	F021B4EA006	629	F021B4LA006
631	F021B3HA012	626	F021B42A012	634	F021B47D012	625	F021B4EA012	629	F021B4LA012
631	F021B3HA018	626	F021B42A018	634	F021B47D018	625	F021B4EA018	629	F021B4LA018
631	F021B3HA030	626	F021B42A030	634	F021B47D030	625	F021B4EA030	629	F021B4LA030
631	F021B3HA033	626	F021B42A033	634	F021B47D033	625	F021B4EA033	629	F021B4LA033
637	F021B3HD001	632	F021B42D001	630	F021B48A001	627	F021B4FA001	635	F021B4LD001
637	F021B3HD006	632	F021B42D006	630	F021B48A006	627	F021B4FA006	635	F021B4LD006
637	F021B3HD012	632	F021B42D012	630	F021B48A012	627	F021B4FA012	635	F021B4LD012
637	F021B3HD018	632	F021B42D018	630	F021B48A018	627	F021B4FA018	635	F021B4LD018
637	F021B3HD030	632	F021B42D030	630	F021B48A030	627	F021B4FA030	635	F021B4LD030
637	F021B3HD033	632	F021B42D033	630	F021B48A033	627	F021B4FA033	635	F021B4LD033
625	F021B3JA001	628	F021B43A001	636	F021B48D001	633	F021B4FD001	631	F021B4MA001
625	F021B3JA006	628	F021B43A006	636	F021B48D006	633	F021B4FD006	631	F021B4MA006
625	F021B3JA012	628	F021B43A012	636	F021B48D012	633	F021B4FD012	631	F021B4MA012
625	F021B3JA018	628	F021B43A018	636	F021B48D018	633	F021B4FD018	631	F021B4MA018
625	F021B3JA030	628	F021B43A030	636	F021B48D030	633	F021B4FD030	631	F021B4MA030
625	F021B3JA033	628	F021B43A033	636	F021B48D033	633	F021B4FD033	631	F021B4MA033
627	F021B3KA001	634	F021B43D001	624	F021B4AA001	629	F021B4GA001	637	F021B4MD001
627	F021B3KA006	634	F021B43D006	624	F021B4AA006	629	F021B4GA006	637	F021B4MD006
627	F021B3KA012	634	F021B43D012	624	F021B4AA012	629	F021B4GA012	637	F021B4MD012
627	F021B3KA018	634	F021B43D018	624	F021B4AA018	629	F021B4GA018	637	F021B4MD018
627	F021B3KA030	634	F021B43D030	624	F021B4AA030	629	F021B4GA030	637	F021B4MD030
627	F021B3KA033	634	F021B43D033	624	F021B4AA033	629	F021B4GA033	637	F021B4MD033
633	F021B3KD001	630	F021B44A001	627	F021B4BA001	635	F021B4GD001	626	F021C12A001
633	F021B3KD006	630	F021B44A006	627	F021B4BA006	635	F021B4GD006	626	F021C12A006
633	F021B3KD012	630	F021B44A012	627	F021B4BA012	635	F021B4GD012	626	F021C12A012
633	F021B3KD018	630	F021B44A018	627	F021B4BA018	635	F021B4GD018	626	F021C12A018
633	F021B3KD030	630	F021B44A030	627	F021B4BA030	635	F021B4GD030	626	F021C12A030
633	F021B3KD033	630	F021B44A033	627	F021B4BA033	635	F021B4GD033	626	F021C12A033
629	F021B3LA001	636	F021B44D001	632	F021B4BD001	631	F021B4HA001	632	F021C12D001
629	F021B3LA006	636	F021B44D006	632	F021B4BD006	631	F021B4HA006	632	F021C12D006
629	F021B3LA012	636	F021B44D012	632	F021B4BD012	631	F021B4HA012	632	F021C12D012
629	F021B3LA018	636	F021B44D018	632	F021B4BD018	631	F021B4HA018	632	F021C12D018
629	F021B3LA030	636	F021B44D030	632	F021B4BD030	631	F021B4HA030	632	F021C12D030
629	F021B3LA033	636	F021B44D033	632	F021B4BD033	631	F021B4HA033	632	F021C12D033
635	F021B3LD001	624	F021B45A001	629	F021B4CA001	637	F021B4HD001	628	F021C13A001
635	F021B3LD006	624	F021B45A006	629	F021B4CA006	637	F021B4HD006	628	F021C13A006
635	F021B3LD012	624	F021B45A012	629	F021B4CA012	637	F021B4HD012	628	F021C13A012
635	F021B3LD018	624	F021B45A018	629	F021B4CA018	637	F021B4HD018	628	F021C13A018
635	F021B3LD030	624	F021B45A030	629	F021B4CA030	637	F021B4HD030	628	F021C13A030
635	F021B3LD033	624	F021B45A033	629	F021B4CA033	637	F021B4HD033	628	F021C13A033
631	F021B3MA001	626	F021B46A001	634	F021B4CD001	625	F021B4JA001	634	F021C13D001
631	F021B3MA006	626	F021B46A006	634	F021B4CD006	625	F021B4JA006	634	F021C13D006
631	F021B3MA012	626	F021B46A012	634	F021B4CD012	625	F021B4JA012	634	F021C13D012
631	F021B3MA018	626	F021B46A018	634	F021B4CD018	625	F021B4JA018	634	F021C13D018
631	F021B3MA030	626	F021B46A030	634	F021B4CD030	625	F021B4JA030	634	F021C13D030
631	F021B3MA033	626	F021B46A033	634	F021B4CD033	625	F021B4JA033	634	F021C13D033
637	F021B3MD001	632	F021B46D001	631	F021B4DA001	627	F021B4KA001	630	F021C14A001
637	F021B3MD006	632	F021B46D006	631	F021B4DA006	627	F021B4KA006	630	F021C14A006
637	F021B3MD012	632	F021B46D012	631	F021B4DA012	627	F021B4KA012	630	F021C14A012
637	F021B3MD018	632	F021B46D018	631	F021B4DA018	627	F021B4KA018	630	F021C14A018
637	F021B3MD030	632	F021B46D030	631	F021B4DA030	627	F021B4KA030	630	F021C14A030
637	F021B3MD033	632	F021B46D033	631	F021B4DA033	627	F021B4KA033	630	F021C14A033
624	F021B41A001	628	F021B47A001	636	F021B4DD001	633	F021B4KD001	636	F021C14D001
624	F021B41A006	628	F021B47A006	636	F021B4DD006	633	F021B4KD006	636	F021C14D006

898

Page	Reference	Page	Reference	Page	Reference	Page	Reference	Page	Reference
634	F021C4CD012	633	F021C4KD012	641	F021G2MA012	640	F021G4KA012	640	F021H3JA012
634	F021C4CD018	633	F021C4KD018	641	F021G2MA018	640	F021G4KA018	640	F021H3JA018
634	F021C4CD030	633	F021C4KD030	641	F021G2MA030	640	F021G4KA030	640	F021H3JA030
634	F021C4CD033	633	F021C4KD033	641	F021G2MA033	640	F021G4KA033	640	F021H3JA033
631	F021C4DA001	629	F021C4LA001	643	F021G2MD001	642	F021G4KD001	640	F021H3KA001
631	F021C4DA006	629	F021C4LA006	643	F021G2MD006	642	F021G4KD006	640	F021H3KA006
631	F021C4DA012	629	F021C4LA012	643	F021G2MD012	642	F021G4KD012	640	F021H3KA012
631	F021C4DA018	629	F021C4LA018	643	F021G2MD018	642	F021G4KD018	640	F021H3KA018
631	F021C4DA030	629	F021C4LA030	643	F021G2MD030	642	F021G4KD030	640	F021H3KA030
631	F021C4DA033	629	F021C4LA033	643	F021G2MD033	642	F021G4KD033	640	F021H3KA033
636	F021C4DD001	635	F021C4LD001	640	F021G3JA001	641	F021G4LA001	641	F021H3LA001
636	F021C4DD006	635	F021C4LD006	640	F021G3JA006	641	F021G4LA006	641	F021H3LA006
636	F021C4DD012	635	F021C4LD012	640	F021G3JA012	641	F021G4LA012	641	F021H3LA012
636	F021C4DD018	635	F021C4LD018	640	F021G3JA018	641	F021G4LA018	641	F021H3LA018
636	F021C4DD030	635	F021C4LD030	640	F021G3JA030	641	F021G4LA030	641	F021H3LA030
636	F021C4DD033	635	F021C4LD033	640	F021G3JA033	641	F021G4LA033	641	F021H3LA033
627	F021C4FA001	631	F021C4MA001	640	F021G3KA001	642	F021G4LD001	641	F021H3MA001
627	F021C4FA006	631	F021C4MA006	640	F021G3KA006	642	F021G4LD006	641	F021H3MA006
627	F021C4FA012	631	F021C4MA012	640	F021G3KA012	642	F021G4LD012	641	F021H3MA012
627	F021C4FA018	631	F021C4MA018	640	F021G3KA018	642	F021G4LD018	641	F021H3MA018
627	F021C4FA030	631	F021C4MA030	640	F021G3KA030	642	F021G4LD030	641	F021H3MA030
627	F021C4FA033	631	F021C4MA033	640	F021G3KA033	642	F021G4LD033	641	F021H3MA033
633	F021C4FD001	637	F021C4MD001	642	F021G3KD001	641	F021G4MA001	640	F021H4JA001
633	F021C4FD006	637	F021C4MD006	642	F021G3KD006	641	F021G4MA006	640	F021H4JA006
633	F021C4FD012	637	F021C4MD012	642	F021G3KD012	641	F021G4MA012	640	F021H4JA012
633	F021C4FD018	637	F021C4MD018	642	F021G3KD018	641	F021G4MA018	640	F021H4JA018
633	F021C4FD030	637	F021C4MD030	642	F021G3KD030	641	F021G4MA030	640	F021H4JA030
633	F021C4FD033	637	F021C4MD033	642	F021G3KD033	641	F021G4MA033	640	F021H4JA033
629	F021C4GA001	640	F021G2JA001	641	F021G3LA001	643	F021G4MD001	640	F021H4KA001
629	F021C4GA006	640	F021G2JA006	641	F021G3LA006	643	F021G4MD006	640	F021H4KA006
629	F021C4GA012	640	F021G2JA012	641	F021G3LA012	643	F021G4MD012	640	F021H4KA012
629	F021C4GA018	640	F021G2JA018	641	F021G3LA018	643	F021G4MD018	640	F021H4KA018
629	F021C4GA030	640	F021G2JA030	641	F021G3LA030	643	F021G4MD030	640	F021H4KA030
629	F021C4GA033	640	F021G2JA033	641	F021G3LA033	643	F021G4MD033	640	F021H4KA033
635	F021C4GD001	640	F021G2KA001	642	F021G3LD001	640	F021H2JA001	641	F021H4LA001
635	F021C4GD006	640	F021G2KA006	642	F021G3LD006	640	F021H2JA006	641	F021H4LA006
635	F021C4GD012	640	F021G2KA012	642	F021G3LD012	640	F021H2JA012	641	F021H4LA012
635	F021C4GD018	640	F021G2KA018	642	F021G3LD018	640	F021H2JA018	641	F021H4LA018
635	F021C4GD030	640	F021G2KA030	642	F021G3LD030	640	F021H2JA030	641	F021H4LA030
635	F021C4GD033	640	F021G2KA033	642	F021G3LD033	640	F021H2JA033	641	F021H4LA033
631	F021C4HA001	642	F021G2KD001	641	F021G3MA001	640	F021H2KA001	641	F021H4MA001
631	F021C4HA006	642	F021G2KD006	641	F021G3MA006	640	F021H2KA006	641	F021H4MA006
631	F021C4HA012	642	F021G2KD012	641	F021G3MA012	640	F021H2KA012	641	F021H4MA012
631	F021C4HA018	642	F021G2KD018	641	F021G3MA018	640	F021H2KA018	641	F021H4MA018
631	F021C4HA030	642	F021G2KD030	641	F021G3MA030	640	F021H2KA030	641	F021H4MA030
631	F021C4HA033	642	F021G2KD033	641	F021G3MA033	640	F021H2KA033	641	F021H4MA033
637	F021C4HD001	641	F021G2LA001	643	F021G3MD001	641	F021H2LA001	640	F021J2KA001
637	F021C4HD006	641	F021G2LA006	643	F021G3MD006	641	F021H2LA006	640	F021J2KA006
637	F021C4HD012	641	F021G2LA012	643	F021G3MD012	641	F021H2LA012	640	F021J2KA012
637	F021C4HD018	641	F021G2LA018	643	F021G3MD018	641	F021H2LA018	640	F021J2KA018
637	F021C4HD030	641	F021G2LA030	643	F021G3MD030	641	F021H2LA030	640	F021J2KA030
637	F021C4HD033	641	F021G2LA033	643	F021G3MD033	641	F021H2LA033	640	F021J2KA033
627	F021C4KA001	642	F021G2LD001	640	F021G4JA001	641	F021H2MA001	642	F021J2KD001
627	F021C4KA006	642	F021G2LD006	640	F021G4JA006	641	F021H2MA006	642	F021J2KD006
627	F021C4KA012	642	F021G2LD012	640	F021G4JA012	641	F021H2MA012	642	F021J2KD012
627	F021C4KA018	642	F021G2LD018	640	F021G4JA018	641	F021H2MA018	642	F021J2KD018
627	F021C4KA030	642	F021G2LD030	640	F021G4JA030	641	F021H2MA030	642	F021J2KD030
627	F021C4KA033	642	F021G2LD033	640	F021G4JA033	641	F021H2MA033	642	F021J2KD033
633	F021C4KD001	641	F021G2MA001	640	F021G4KA001	640	F021H3JA001	641	F021J2LA001
633	F021C4KD006	641	F021G2MA006	640	F021G4KA006	640	F021H3JA006	641	F021J2LA006

Page	Reference	Page	Reference	Page	Reference	Page	Reference	Page	Reference
641	F021J2LA012	640	F021J4KA012	644	F021LTKD012	639	F021PTLD012	150	F023B2BA033
641	F021J2LA018	640	F021J4KA018	644	F021LTKD018	639	F021PTLD018	150	F023B2BB001
641	F021J2LA030	640	F021J4KA030	644	F021LTKD030	639	F021PTLD030	150	F023B2BB006
641	F021J2LA033	640	F021J4KA033	644	F021LTKD033	639	F021PTLD033	150	F023B2BB012
642	F021J2LD001	642	F021J4KD001	644	F021LTLD001	639	F021PTMD001	150	F023B2BB018
642	F021J2LD006	642	F021J4KD006	644	F021LTLD006	639	F021PTMD006	150	F023B2BB030
642	F021J2LD012	642	F021J4KD012	644	F021LTLD012	639	F021PTMD012	150	F023B2BB033
642	F021J2LD018	642	F021J4KD018	644	F021LTLD018	639	F021PTMD018	150	F023B2BD001
642	F021J2LD030	642	F021J4KD030	644	F021LTLD030	639	F021PTMD030	150	F023B2BD006
642	F021J2LD033	642	F021J4KD033	644	F021LTLD033	639	F021PTMD033	150	F023B2BD012
641	F021J2MA001	641	F021J4LA001	644	F021LTMD001	639	F021QTKD001	150	F023B2BD018
641	F021J2MA006	641	F021J4LA006	644	F021LTMD006	639	F021QTKD006	150	F023B2BD030
641	F021J2MA012	641	F021J4LA012	644	F021LTMD012	639	F021QTKD012	150	F023B2BD033
641	F021J2MA018	641	F021J4LA018	644	F021LTMD018	639	F021QTKD018	150	F023B3AA001
641	F021J2MA030	641	F021J4LA030	644	F021LTMD030	639	F021QTKD030	150	F023B3AA006
641	F021J2MA033	641	F021J4LA033	644	F021LTMD033	639	F021QTKD033	150	F023B3AA012
643	F021J2MD001	642	F021J4LD001	638	F021MRKJ001	639	F021QTL001	150	F023B3AA018
643	F021J2MD006	642	F021J4LD006	638	F021MRKJ006	639	F021QTL006	150	F023B3AA030
643	F021J2MD012	642	F021J4LD012	638	F021MRKJ012	639	F021QTL012	150	F023B3AA033
643	F021J2MD018	642	F021J4LD018	638	F021MRKJ018	639	F021QTL018	150	F023B3AB001
643	F021J2MD030	642	F021J4LD030	638	F021MRKJ030	639	F021QTL030	150	F023B3AB006
643	F021J2MD033	642	F021J4LD033	638	F021MRKJ033	639	F021QTL033	150	F023B3AB012
640	F021J3KA001	641	F021J4MA001	638	F021MRLJ001	639	F021QTMD001	150	F023B3AB018
640	F021J3KA006	641	F021J4MA006	638	F021MRLJ006	639	F021QTMD006	150	F023B3AB030
640	F021J3KA012	641	F021J4MA012	638	F021MRLJ012	639	F021QTMD012	150	F023B3AB033
640	F021J3KA018	641	F021J4MA018	638	F021MRLJ018	639	F021QTMD018	150	F023B3AD001
640	F021J3KA030	641	F021J4MA030	638	F021MRLJ030	639	F021QTMD030	150	F023B3AD006
640	F021J3KA033	641	F021J4MA033	638	F021MRLJ033	639	F021QTMD033	150	F023B3AD012
642	F021J3KD001	643	F021J4MD001	638	F021MRMJ001	620	F021Z010000	150	F023B3AD018
642	F021J3KD006	643	F021J4MD006	638	F021MRMJ006	645	F021Z020000	150	F023B3AD030
642	F021J3KD012	643	F021J4MD012	638	F021MRMJ012	645	F021Z030000	150	F023B3AD033
642	F021J3KD018	643	F021J4MD018	638	F021MRMJ018	646	F021Z040000	150	F023B3BA001
642	F021J3KD030	643	F021J4MD030	638	F021MRMJ030	646	F021Z050000	150	F023B3BA006
642	F021J3KD033	643	F021J4MD033	638	F021MRMJ033	646	F021Z060000	150	F023B3BA012
641	F021J3LA001	644	F021KTJD001	638	F021MWKJ001	620	F021Z070000	150	F023B3BA018
641	F021J3LA006	644	F021KTJD006	638	F021MWKJ006	620	F021Z090000	150	F023B3BA030
641	F021J3LA012	644	F021KTJD012	638	F021MWKJ012	620	F021Z100000	150	F023B3BA033
641	F021J3LA018	644	F021KTJD018	638	F021MWKJ018	150	F023B2AA001	150	F023B3BB001
641	F021J3LA030	644	F021KTJD030	638	F021MWKJ030	150	F023B2AA006	150	F023B3BB006
641	F021J3LA033	644	F021KTJD033	638	F021MWKJ033	150	F023B2AA012	150	F023B3BB012
642	F021J3LD001	644	F021KTKD001	638	F021MWLJ001	150	F023B2AA018	150	F023B3BB018
642	F021J3LD006	644	F021KTKD006	638	F021MWLJ006	150	F023B2AA030	150	F023B3BB030
642	F021J3LD012	644	F021KTKD012	638	F021MWLJ012	150	F023B2AA033	150	F023B3BB033
642	F021J3LD018	644	F021KTKD018	638	F021MWLJ018	150	F023B2AB001	150	F023B3BD001
642	F021J3LD030	644	F021KTKD030	638	F021MWLJ030	150	F023B2AB006	150	F023B3BD006
642	F021J3LD033	644	F021KTKD033	638	F021MWLJ033	150	F023B2AB012	150	F023B3BD012
641	F021J3MA001	644	F021KTLD001	638	F021MWMJ001	150	F023B2AB018	150	F023B3BD018
641	F021J3MA006	644	F021KTLD006	638	F021MWMJ006	150	F023B2AB030	150	F023B3BD030
641	F021J3MA012	644	F021KTLD012	638	F021MWMJ012	150	F023B2AB033	150	F023B3BD033
641	F021J3MA018	644	F021KTLD018	638	F021MWMJ018	150	F023B2AD001	150	F023B4AA001
641	F021J3MA030	644	F021KTLD030	638	F021MWMJ030	150	F023B2AD006	150	F023B4AA006
641	F021J3MA033	644	F021KTLD033	638	F021MWMJ033	150	F023B2AD012	150	F023B4AA012
643	F021J3MD001	644	F021KTMD001	639	F021PTKD001	150	F023B2AD018	150	F023B4AA018
643	F021J3MD006	644	F021KTMD006	639	F021PTKD006	150	F023B2AD030	150	F023B4AA030
643	F021J3MD012	644	F021KTMD012	639	F021PTKD012	150	F023B2AD033	150	F023B4AA033
643	F021J3MD018	644	F021KTMD018	639	F021PTKD018	150	F023B2BA001	150	F023B4AB001
643	F021J3MD030	644	F021KTMD030	639	F021PTKD030	150	F023B2BA006	150	F023B4AB006
643	F021J3MD033	644	F021KTMD033	639	F021PTKD033	150	F023B2BA012	150	F023B4AB012
640	F021J4KA001	644	F021LTKD001	639	F021PTLD001	150	F023B2BA018	150	F023B4AB018
640	F021J4KA006	644	F021LTKD006	639	F021PTLD006	150	F023B2BA030	150	F023B4AB030

Page	Reference	Page	Reference	Page	Reference	Page	Reference	Page	Reference
150	F023B4AB033	151	F023C2DD033	151	F023C4DA033	145	F023E2CB033	145	F023E3CD033
150	F023B4AD001	151	F023C3CA001	151	F023C4DB001	145	F023E2CD001	144	F023E4AA001
150	F023B4AD006	151	F023C3CA006	151	F023C4DB006	145	F023E2CD006	144	F023E4AA006
150	F023B4AD012	151	F023C3CA012	151	F023C4DB012	145	F023E2CD012	144	F023E4AA012
150	F023B4AD018	151	F023C3CA018	151	F023C4DB018	145	F023E2CD018	144	F023E4AA018
150	F023B4AD030	151	F023C3CA030	151	F023C4DB030	145	F023E2CD030	144	F023E4AA030
150	F023B4AD033	151	F023C3CA033	151	F023C4DB033	145	F023E2CD033	144	F023E4AA033
150	F023B4BA001	151	F023C3CB001	151	F023C4DD001	144	F023E3AA001	144	F023E4AB001
150	F023B4BA006	151	F023C3CB006	151	F023C4DD006	144	F023E3AA006	144	F023E4AB006
150	F023B4BA012	151	F023C3CB012	151	F023C4DD012	144	F023E3AA012	144	F023E4AB012
150	F023B4BA018	151	F023C3CB018	151	F023C4DD018	144	F023E3AA018	144	F023E4AB018
150	F023B4BA030	151	F023C3CB030	151	F023C4DD030	144	F023E3AA030	144	F023E4AB030
150	F023B4BA033	151	F023C3CB033	151	F023C4DD033	144	F023E3AA033	144	F023E4AB033
150	F023B4BB001	151	F023C3CD001	144	F023E2AA001	144	F023E3AB001	144	F023E4AD001
150	F023B4BB006	151	F023C3CD006	144	F023E2AA006	144	F023E3AB006	144	F023E4AD006
150	F023B4BB012	151	F023C3CD012	144	F023E2AA012	144	F023E3AB012	144	F023E4AD012
150	F023B4BB018	151	F023C3CD018	144	F023E2AA018	144	F023E3AB018	144	F023E4AD018
150	F023B4BB030	151	F023C3CD030	144	F023E2AA030	144	F023E3AB030	144	F023E4AD030
150	F023B4BB033	151	F023C3CD033	144	F023E2AA033	144	F023E3AB033	144	F023E4AD033
150	F023B4BD001	151	F023C3DA001	144	F023E2AB001	144	F023E3AD001	144	F023E4BA001
150	F023B4BD006	151	F023C3DA006	144	F023E2AB006	144	F023E3AD006	144	F023E4BA006
150	F023B4BD012	151	F023C3DA012	144	F023E2AB012	144	F023E3AD012	144	F023E4BA012
150	F023B4BD018	151	F023C3DA018	144	F023E2AB018	144	F023E3AD018	144	F023E4BA018
150	F023B4BD030	151	F023C3DA030	144	F023E2AB030	144	F023E3AD030	144	F023E4BA030
150	F023B4BD033	151	F023C3DA033	144	F023E2AB033	144	F023E3AD033	144	F023E4BA033
151	F023C2CA001	151	F023C3DB001	144	F023E2AD001	144	F023E3BA001	144	F023E4BB001
151	F023C2CA006	151	F023C3DB006	144	F023E2AD006	144	F023E3BA006	144	F023E4BB006
151	F023C2CA012	151	F023C3DB012	144	F023E2AD012	144	F023E3BA012	144	F023E4BB012
151	F023C2CA018	151	F023C3DB018	144	F023E2AD018	144	F023E3BA018	144	F023E4BB018
151	F023C2CA030	151	F023C3DB030	144	F023E2AD030	144	F023E3BA030	144	F023E4BB030
151	F023C2CA033	151	F023C3DB033	144	F023E2AD033	144	F023E3BA033	144	F023E4BB033
151	F023C2CB001	151	F023C3DD001	144	F023E2BA001	144	F023E3BB001	144	F023E4BD001
151	F023C2CB006	151	F023C3DD006	144	F023E2BA006	144	F023E3BB006	144	F023E4BD006
151	F023C2CB012	151	F023C3DD012	144	F023E2BA012	144	F023E3BB012	144	F023E4BD012
151	F023C2CB018	151	F023C3DD018	144	F023E2BA018	144	F023E3BB018	144	F023E4BD018
151	F023C2CB030	151	F023C3DD030	144	F023E2BA030	144	F023E3BB030	144	F023E4BD030
151	F023C2CB033	151	F023C3DD033	144	F023E2BA033	144	F023E3BB033	144	F023E4BD033
151	F023C2CD001	151	F023C4CA001	144	F023E2BB001	144	F023E3BD001	145	F023E4CA001
151	F023C2CD006	151	F023C4CA006	144	F023E2BB006	144	F023E3BD006	145	F023E4CA006
151	F023C2CD012	151	F023C4CA012	144	F023E2BB012	144	F023E3BD012	145	F023E4CA012
151	F023C2CD018	151	F023C4CA018	144	F023E2BB018	144	F023E3BD018	145	F023E4CA018
151	F023C2CD030	151	F023C4CA030	144	F023E2BB030	144	F023E3BD030	145	F023E4CA030
151	F023C2CD033	151	F023C4CA033	144	F023E2BB033	144	F023E3BD033	145	F023E4CA033
151	F023C2DA001	151	F023C4CB001	144	F023E2BD001	145	F023E3CA001	145	F023E4CB001
151	F023C2DA006	151	F023C4CB006	144	F023E2BD006	145	F023E3CA006	145	F023E4CB006
151	F023C2DA012	151	F023C4CB012	144	F023E2BD012	145	F023E3CA012	145	F023E4CB012
151	F023C2DA018	151	F023C4CB018	144	F023E2BD018	145	F023E3CA018	145	F023E4CB018
151	F023C2DA030	151	F023C4CB030	144	F023E2BD030	145	F023E3CA030	145	F023E4CB030
151	F023C2DA033	151	F023C4CB033	144	F023E2BD033	145	F023E3CA033	145	F023E4CB033
151	F023C2DB001	151	F023C4CD001	145	F023E2CA001	145	F023E3CB001	145	F023E4CD001
151	F023C2DB006	151	F023C4CD006	145	F023E2CA006	145	F023E3CB006	145	F023E4CD006
151	F023C2DB012	151	F023C4CD012	145	F023E2CA012	145	F023E3CB012	145	F023E4CD012
151	F023C2DB018	151	F023C4CD018	145	F023E2CA018	145	F023E3CB018	145	F023E4CD018
151	F023C2DB030	151	F023C4CD030	145	F023E2CA030	145	F023E3CB030	145	F023E4CD030
151	F023C2DB033	151	F023C4CD033	145	F023E2CA033	145	F023E3CB033	145	F023E4CD033
151	F023C2DD001	151	F023C4DA001	145	F023E2CB001	145	F023E3CD001	147	F023F2AA001
151	F023C2DD006	151	F023C4DA006	145	F023E2CB006	145	F023E3CD006	147	F023F2AA006
151	F023C2DD012	151	F023C4DA012	145	F023E2CB012	145	F023E3CD012	147	F023F2AA012
151	F023C2DD018	151	F023C4DA018	145	F023E2CB018	145	F023E3CD018	147	F023F2AA018
151	F023C2DD030	151	F023C4DA030	145	F023E2CB030	145	F023E3CD030	147	F023F2AA030

Page	Reference	Page	Reference	Page	Reference	Page	Reference	Page	Reference
152	F023G4GA033	156	F023H26A033	156	F023H35B033	155	F023H43A033	158	F023J21A033
153	F023G4JA001	156	F023H26B001	156	F023H35D001	156	F023H45A001	158	F023J21B001
153	F023G4JA006	156	F023H26B006	156	F023H35D006	156	F023H45A006	158	F023J21B006
153	F023G4JA012	156	F023H26B012	156	F023H35D012	156	F023H45A012	158	F023J21B012
153	F023G4JA018	156	F023H26B018	156	F023H35D018	156	F023H45A018	158	F023J21B018
153	F023G4JA030	156	F023H26B030	156	F023H35D030	156	F023H45A030	158	F023J21B030
153	F023G4JA033	156	F023H26B033	156	F023H35D033	156	F023H45A033	158	F023J21B033
153	F023G4KA001	156	F023H26D001	156	F023H36A001	156	F023H45B001	158	F023J21D001
153	F023G4KA006	156	F023H26D006	156	F023H36A006	156	F023H45B006	158	F023J21D006
153	F023G4KA012	156	F023H26D012	156	F023H36A012	156	F023H45B012	158	F023J21D012
153	F023G4KA018	156	F023H26D018	156	F023H36A018	156	F023H45B018	158	F023J21D018
153	F023G4KA030	156	F023H26D030	156	F023H36A030	156	F023H45B030	158	F023J21D030
153	F023G4KA033	156	F023H26D033	156	F023H36A033	156	F023H45B033	158	F023J21D033
153	F023G4LA001	157	F023H27A001	156	F023H36B001	156	F023H45D001	158	F023J22A001
153	F023G4LA006	157	F023H27A006	156	F023H36B006	156	F023H45D006	158	F023J22A006
153	F023G4LA012	157	F023H27A012	156	F023H36B012	156	F023H45D012	158	F023J22A012
153	F023G4LA018	157	F023H27A018	156	F023H36B018	156	F023H45D018	158	F023J22A018
153	F023G4LA030	157	F023H27A030	156	F023H36B030	156	F023H45D030	158	F023J22A030
153	F023G4LA033	157	F023H27A033	156	F023H36B033	156	F023H45D033	158	F023J22A033
155	F023H21A001	157	F023H27B001	156	F023H36D001	156	F023H46A001	158	F023J22B001
155	F023H21A006	157	F023H27B006	156	F023H36D006	156	F023H46A006	158	F023J22B006
155	F023H21A012	157	F023H27B012	156	F023H36D012	156	F023H46A012	158	F023J22B012
155	F023H21A018	157	F023H27B018	156	F023H36D018	156	F023H46A018	158	F023J22B018
155	F023H21A030	157	F023H27B030	156	F023H36D030	156	F023H46A030	158	F023J22B030
155	F023H21A033	157	F023H27B033	156	F023H36D033	156	F023H46A033	158	F023J22B033
155	F023H22A001	157	F023H27D001	157	F023H37A001	156	F023H46B001	158	F023J22D001
155	F023H22A006	157	F023H27D006	157	F023H37A006	156	F023H46B006	158	F023J22D006
155	F023H22A012	157	F023H27D012	157	F023H37A012	156	F023H46B012	158	F023J22D012
155	F023H22A018	157	F023H27D018	157	F023H37A018	156	F023H46B018	158	F023J22D018
155	F023H22A030	157	F023H27D030	157	F023H37A030	156	F023H46B030	158	F023J22D030
155	F023H22A033	157	F023H27D033	157	F023H37A033	156	F023H46B033	158	F023J22D033
155	F023H23A001	155	F023H31A001	157	F023H37B001	156	F023H46D001	159	F023J23A001
155	F023H23A006	155	F023H31A006	157	F023H37B006	156	F023H46D006	159	F023J23A006
155	F023H23A012	155	F023H31A012	157	F023H37B012	156	F023H46D012	159	F023J23A012
155	F023H23A018	155	F023H31A018	157	F023H37B018	156	F023H46D018	159	F023J23A018
155	F023H23A030	155	F023H31A030	157	F023H37B030	156	F023H46D030	159	F023J23A030
155	F023H23A033	155	F023H31A033	157	F023H37B033	156	F023H46D033	159	F023J23A033
156	F023H25A001	155	F023H32A001	157	F023H37D001	157	F023H47A001	159	F023J23B001
156	F023H25A006	155	F023H32A006	157	F023H37D006	157	F023H47A006	159	F023J23B006
156	F023H25A012	155	F023H32A012	157	F023H37D012	157	F023H47A012	159	F023J23B012
156	F023H25A018	155	F023H32A018	157	F023H37D018	157	F023H47A018	159	F023J23B018
156	F023H25A030	155	F023H32A030	157	F023H37D030	157	F023H47A030	159	F023J23B030
156	F023H25A033	155	F023H32A033	157	F023H37D033	157	F023H47A033	159	F023J23B033
156	F023H25B001	155	F023H33A001	155	F023H41A001	157	F023H47B001	159	F023J23D001
156	F023H25B006	155	F023H33A006	155	F023H41A006	157	F023H47B006	159	F023J23D006
156	F023H25B012	155	F023H33A012	155	F023H41A012	157	F023H47B012	159	F023J23D012
156	F023H25B018	155	F023H33A018	155	F023H41A018	157	F023H47B018	159	F023J23D018
156	F023H25B030	155	F023H33A030	155	F023H41A030	157	F023H47B030	159	F023J23D030
156	F023H25B033	155	F023H33A033	155	F023H41A033	157	F023H47B033	159	F023J23D033
156	F023H25D001	156	F023H35A001	155	F023H42A001	157	F023H47D001	160	F023J25A001
156	F023H25D006	156	F023H35A006	155	F023H42A006	157	F023H47D006	160	F023J25A006
156	F023H25D012	156	F023H35A012	155	F023H42A012	157	F023H47D012	160	F023J25A012
156	F023H25D018	156	F023H35A018	155	F023H42A018	157	F023H47D018	160	F023J25A018
156	F023H25D030	156	F023H35A030	155	F023H42A030	157	F023H47D030	160	F023J25A030
156	F023H25D033	156	F023H35A033	155	F023H42A033	157	F023H47D033	160	F023J25A033
156	F023H26A001	156	F023H35B001	155	F023H43A001	158	F023J21A001	160	F023J25B001
156	F023H26A006	156	F023H35B006	155	F023H43A006	158	F023J21A006	160	F023J25B006
156	F023H26A012	156	F023H35B012	155	F023H43A012	158	F023J21A012	160	F023J25B012
156	F023H26A018	156	F023H35B018	155	F023H43A018	158	F023J21A018	160	F023J25B018
156	F023H26A030	156	F023H35B030	155	F023H43A030	158	F023J21A030	160	F023J25B030

Page	Reference	Page	Reference	Page	Reference	Page	Reference	Page	Reference
162	F023K41A033	163	F023L42A033	165	F023M23D033	164	F023M41A033	110	F02502CA001
162	F023K42A001	163	F023L43A001	164	F023M31A001	164	F023M41B001	110	F02502CA006
162	F023K42A006	163	F023L43A006	164	F023M31A006	164	F023M41B006	110	F02502CA012
162	F023K42A012	163	F023L43A012	164	F023M31A012	164	F023M41B012	110	F02502CA018
162	F023K42A018	163	F023L43A018	164	F023M31A018	164	F023M41B018	110	F02502CA030
162	F023K42A030	163	F023L43A030	164	F023M31A030	164	F023M41B030	110	F02502CA033
162	F023K42A033	163	F023L43A033	164	F023M31A033	164	F023M41B033	110	F02503BA001
162	F023K43A001	164	F023M21A001	164	F023M31B001	164	F023M41D001	110	F02503BA006
162	F023K43A006	164	F023M21A006	164	F023M31B006	164	F023M41D006	110	F02503BA012
162	F023K43A012	164	F023M21A012	164	F023M31B012	164	F023M41D012	110	F02503BA018
162	F023K43A018	164	F023M21A018	164	F023M31B018	164	F023M41D018	110	F02503BA030
162	F023K43A030	164	F023M21A030	164	F023M31B030	164	F023M41D030	110	F02503BA033
162	F023K43A033	164	F023M21A033	164	F023M31B033	164	F023M41D033	110	F02503CA001
163	F023L21A001	164	F023M21B001	164	F023M31D001	164	F023M42A001	110	F02503CA006
163	F023L21A006	164	F023M21B006	164	F023M31D006	164	F023M42A006	110	F02503CA012
163	F023L21A012	164	F023M21B012	164	F023M31D012	164	F023M42A012	110	F02503CA018
163	F023L21A018	164	F023M21B018	164	F023M31D018	164	F023M42A018	110	F02503CA030
163	F023L21A030	164	F023M21B030	164	F023M31D030	164	F023M42A030	110	F02503CA033
163	F023L21A033	164	F023M21B033	164	F023M31D033	164	F023M42A033	110	F02504BA001
163	F023L22A001	164	F023M21D001	164	F023M32A001	164	F023M42B001	110	F02504BA006
163	F023L22A006	164	F023M21D006	164	F023M32A006	164	F023M42B006	110	F02504BA012
163	F023L22A012	164	F023M21D012	164	F023M32A012	164	F023M42B012	110	F02504BA018
163	F023L22A018	164	F023M21D018	164	F023M32A018	164	F023M42B018	110	F02504BA030
163	F023L22A030	164	F023M21D030	164	F023M32A030	164	F023M42B030	110	F02504BA033
163	F023L22A033	164	F023M21D033	164	F023M32A033	164	F023M42B033	110	F02504CA001
163	F023L23A001	164	F023M22A001	164	F023M32B001	164	F023M42D001	110	F02504CA006
163	F023L23A006	164	F023M22A006	164	F023M32B006	164	F023M42D006	110	F02504CA012
163	F023L23A012	164	F023M22A012	164	F023M32B012	164	F023M42D012	110	F02504CA018
163	F023L23A018	164	F023M22A018	164	F023M32B018	164	F023M42D018	110	F02504CA030
163	F023L23A030	164	F023M22A030	164	F023M32B030	164	F023M42D030	110	F02504CA033
163	F023L23A033	164	F023M22A033	164	F023M32B033	164	F023M42D033	124	F02512AA001
163	F023L31A001	164	F023M22B001	164	F023M32D001	165	F023M43A001	124	F02512AA006
163	F023L31A006	164	F023M22B006	164	F023M32D006	165	F023M43A006	124	F02512AA012
163	F023L31A012	164	F023M22B012	164	F023M32D012	165	F023M43A012	124	F02512AA018
163	F023L31A018	164	F023M22B018	164	F023M32D018	165	F023M43A018	124	F02512AA030
163	F023L31A030	164	F023M22B030	164	F023M32D030	165	F023M43A030	124	F02512AA033
163	F023L31A033	164	F023M22B033	164	F023M32D033	165	F023M43A033	124	F02512BA001
163	F023L32A001	164	F023M22D001	165	F023M33A001	165	F023M43B001	124	F02512BA006
163	F023L32A006	164	F023M22D006	165	F023M33A006	165	F023M43B006	124	F02512BA012
163	F023L32A012	164	F023M22D012	165	F023M33A012	165	F023M43B012	124	F02512BA018
163	F023L32A018	164	F023M22D018	165	F023M33A018	165	F023M43B018	124	F02512BA030
163	F023L32A030	164	F023M22D030	165	F023M33A030	165	F023M43B030	124	F02512BA033
163	F023L32A033	164	F023M22D033	165	F023M33A033	165	F023M43B033	124	F02512CA001
163	F023L33A001	165	F023M23A001	165	F023M33B001	165	F023M43D001	124	F02512CA006
163	F023L33A006	165	F023M23A006	165	F023M33B006	165	F023M43D006	124	F02512CA012
163	F023L33A012	165	F023M23A012	165	F023M33B012	165	F023M43D012	124	F02512CA018
163	F023L33A018	165	F023M23A018	165	F023M33B018	165	F023M43D018	124	F02512CA030
163	F023L33A030	165	F023M23A030	165	F023M33B030	165	F023M43D030	124	F02512CA033
163	F023L33A033	165	F023M23A033	165	F023M33B033	165	F023M43D033	124	F02512DA001
163	F023L41A001	165	F023M23B001	165	F023M33D001	150	F023Z020000	124	F02512DA006
163	F023L41A006	165	F023M23B006	165	F023M33D006	151	F023Z030000	124	F02512DA012
163	F023L41A012	165	F023M23B012	165	F023M33D012	151	F023Z040000	124	F02512DA018
163	F023L41A018	165	F023M23B018	165	F023M33D018	146	F023Z050000	124	F02512DA030
163	F023L41A030	165	F023M23B030	165	F023M33D030	149	F023Z060000	124	F02512DA033
163	F023L41A033	165	F023M23B033	165	F023M33D033	110	F02502BA001	125	F02512EA001
163	F023L42A001	165	F023M23D001	164	F023M41A001	110	F02502BA006	125	F02512EA006
163	F023L42A006	165	F023M23D006	164	F023M41A006	110	F02502BA012	125	F02512EA012
163	F023L42A012	165	F023M23D012	164	F023M41A012	110	F02502BA018	125	F02512EA018
163	F023L42A018	165	F023M23D018	164	F023M41A018	110	F02502BA030	125	F02512EA030
163	F023L42A030	165	F023M23D030	164	F023M41A030	110	F02502BA033	125	F02512EA033

Page	Reference	Page	Reference	Page	Reference	Page	Reference
125	F02512FA001	125	F02513HA001	126	F02522CA001	127	F02523FA001
125	F02512FA006	125	F02513HA006	126	F02522CA006	127	F02523FA006
125	F02512FA012	125	F02513HA012	126	F02522CA012	127	F02523FA012
125	F02512FA018	125	F02513HA018	126	F02522CA018	127	F02523FA018
125	F02512FA030	125	F02513HA030	126	F02522CA030	127	F02523FA030
125	F02512FA033	125	F02513HA033	126	F02522CA033	127	F02523FA033
125	F02512GA001	124	F02514AA001	126	F02522DA001	127	F02523GA001
125	F02512GA006	124	F02514AA006	126	F02522DA006	127	F02523GA006
125	F02512GA012	124	F02514AA012	126	F02522DA012	127	F02523GA012
125	F02512GA018	124	F02514AA018	126	F02522DA018	127	F02523GA018
125	F02512GA030	124	F02514AA030	126	F02522DA030	127	F02523GA030
125	F02512GA033	124	F02514AA033	126	F02522DA033	127	F02523GA033
125	F02512HA001	124	F02514BA001	126	F02522EA001	127	F02523HA001
125	F02512HA006	124	F02514BA006	126	F02522EA006	127	F02523HA006
125	F02512HA012	124	F02514BA012	126	F02522EA012	127	F02523HA012
125	F02512HA018	124	F02514BA018	126	F02522EA018	127	F02523HA018
125	F02512HA030	124	F02514BA030	126	F02522EA030	127	F02523HA030
125	F02512HA033	124	F02514BA033	126	F02522EA033	127	F02523HA033
124	F02513AA001	124	F02514CA001	127	F02522FA001	126	F02524BA001
124	F02513AA006	124	F02514CA006	127	F02522FA006	126	F02524BA006
124	F02513AA012	124	F02514CA012	127	F02522FA012	126	F02524BA012
124	F02513AA018	124	F02514CA018	127	F02522FA018	126	F02524BA018
124	F02513AA030	124	F02514CA030	127	F02522FA030	126	F02524BA030
124	F02513AA033	124	F02514CA033	127	F02522FA033	126	F02524BA033
124	F02513BA001	124	F02514DA001	127	F02522GA001	126	F02524CA001
124	F02513BA006	124	F02514DA006	127	F02522GA006	126	F02524CA006
124	F02513BA012	124	F02514DA012	127	F02522GA012	126	F02524CA012
124	F02513BA018	124	F02514DA018	127	F02522GA018	126	F02524CA018
124	F02513BA030	124	F02514DA030	127	F02522GA030	126	F02524CA030
124	F02513BA033	124	F02514DA033	127	F02522GA033	126	F02524CA033
124	F02513CA001	125	F02514EA001	127	F02522HA001	126	F02524DA001
124	F02513CA006	125	F02514EA006	127	F02522HA006	126	F02524DA006
124	F02513CA012	125	F02514EA012	127	F02522HA012	126	F02524DA012
124	F02513CA018	125	F02514EA018	127	F02522HA018	126	F02524DA018
124	F02513CA030	125	F02514EA030	127	F02522HA030	126	F02524DA030
124	F02513CA033	125	F02514EA033	127	F02522HA033	126	F02524DA033
124	F02513DA001	125	F02514FA001	126	F02523BA001	126	F02524EA001
124	F02513DA006	125	F02514FA006	126	F02523BA006	126	F02524EA006
124	F02513DA012	125	F02514FA012	126	F02523BA012	126	F02524EA012
124	F02513DA018	125	F02514FA018	126	F02523BA018	126	F02524EA018
124	F02513DA030	125	F02514FA030	126	F02523BA030	126	F02524EA030
124	F02513DA033	125	F02514FA033	126	F02523BA033	126	F02524EA033
125	F02513EA001	125	F02514GA001	126	F02523CA001	127	F02524FA001
125	F02513EA006	125	F02514GA006	126	F02523CA006	127	F02524FA00

Page	Reference	Page	Reference	Page	Reference	Page	Reference	Page	Reference
112	F02553CA001	113	F02554EA001	115	F02562HA001	114	F02564DA001	28	F025A4CA001
112	F02553CA006	113	F02554EA006	115	F02562HA006	114	F02564DA006	28	F025A4CA006
112	F02553CA012	113	F02554EA012	115	F02562HA012	114	F02564DA012	28	F025A4CA012
112	F02553CA018	113	F02554EA018	115	F02562HA018	114	F02564DA018	28	F025A4CA018
112	F02553CA030	113	F02554EA030	115	F02562HA030	114	F02564DA030	28	F025A4CA030
112	F02553CA033	113	F02554EA033	115	F02562HA033	114	F02564DA033	28	F025A4CA033
112	F02553DA001	113	F02554FA001	114	F02563BA001	114	F02564EA001	40	F025B2AA001
112	F02553DA006	113	F02554FA006	114	F02563BA006	114	F02564EA006	40	F025B2AA006
112	F02553DA012	113	F02554FA012	114	F02563BA012	114	F02564EA012	40	F025B2AA012
112	F02553DA018	113	F02554FA018	114	F02563BA018	114	F02564EA018	40	F025B2AA018
112	F02553DA030	113	F02554FA030	114	F02563BA030	114	F02564EA030	40	F025B2AA030
112	F02553DA033	113	F02554FA033	114	F02563BA033	114	F02564EA033	40	F025B2AA033
113	F02553EA001	113	F02554GA001	114	F02563CA001	115	F02564FA001	40	F025B2BA001
113	F02553EA006	113	F02554GA006	114	F02563CA006	115	F02564FA006	40	F025B2BA006
113	F02553EA012	113	F02554GA012	114	F02563CA012	115	F02564FA012	40	F025B2BA012
113	F02553EA018	113	F02554GA018	114	F02563CA018	115	F02564FA018	40	F025B2BA018
113	F02553EA030	113	F02554GA030	114	F02563CA030	115	F02564FA030	40	F025B2BA030
113	F02553EA033	113	F02554GA033	114	F02563CA033	115	F02564FA033	40	F025B2BA033
113	F02553FA001	113	F02554HA001	114	F02563DA001	115	F02564GA001	40	F025B2CA001
113	F02553FA006	113	F02554HA006	114	F02563DA006	115	F02564GA006	40	F025B2CA006
113	F02553FA012	113	F02554HA012	114	F02563DA012	115	F02564GA012	40	F025B2CA012
113	F02553FA018	113	F02554HA018	114	F02563DA018	115	F02564GA018	40	F025B2CA018
113	F02553FA030	113	F02554HA030	114	F02563DA030	115	F02564GA030	40	F025B2CA030
113	F02553FA033	113	F02554HA033	114	F02563DA033	115	F02564GA033	40	F025B2CA033
113	F02553GA001	114	F02562BA001	114	F02563EA001	115	F02564HA001	40	F025B2DA001
113	F02553GA006	114	F02562BA006	114	F02563EA006	115	F02564HA006	40	F025B2DA006
113	F02553GA012	114	F02562BA012	114	F02563EA012	115	F02564HA012	40	F025B2DA012
113	F02553GA018	114	F02562BA018	114	F02563EA018	115	F02564HA018	40	F025B2DA018
113	F02553GA030	114	F02562BA030	114	F02563EA030	115	F02564HA030	40	F025B2DA030
113	F02553GA033	114	F02562BA033	114	F02563EA033	115	F02564HA033	40	F025B2DA033
113	F02553HA001	114	F02562CA001	115	F02563FA001	28	F025A2BA001	41	F025B2EA001
113	F02553HA006	114	F02562CA006	115	F02563FA006	28	F025A2BA006	41	F025B2EA006
113	F02553HA012	114	F02562CA012	115	F02563FA012	28	F025A2BA012	41	F025B2EA012
113	F02553HA018	114	F02562CA018	115	F02563FA018	28	F025A2BA018	41	F025B2EA018
113	F02553HA030	114	F02562CA030	115	F02563FA030	28	F025A2BA030	41	F025B2EA030
113	F02553HA033	114	F02562CA033	115	F02563FA033	28	F025A2BA033	41	F025B2EA033
112	F02554AA001	114	F02562DA001	115	F02563GA001	28	F025A2CA001	41	F025B2FA001
112	F02554AA006	114	F02562DA006	115	F02563GA006	28	F025A2CA006	41	F025B2FA006
112	F02554AA012	114	F02562DA012	115	F02563GA012	28	F025A2CA012	41	F025B2FA012
112	F02554AA018	114	F02562DA018	115	F02563GA018	28	F025A2CA018	41	F025B2FA018
112	F02554AA030	114	F02562DA030	115	F02563GA030	28	F025A2CA030	41	F025B2FA030
112	F02554AA033	114	F02562DA033	115	F02563GA033	28	F025A2CA033	41	F025B2FA033
112	F02554BA001	114	F02562EA001	115	F02563HA001	28	F025A3BA001	41	F025B2GA001
112	F02554BA006	114	F02562EA006	115	F02563HA006	28	F025A3BA006	41	F025B2GA006
112	F02554BA012	114	F02562EA012	115	F02563HA012	28	F025A3BA012	41	F025B2GA012
112	F02554BA018	114	F02562EA018	115	F02563HA018	28	F025A3BA018	41	F025B2GA018
112	F02554BA030	114	F02562EA030	115	F02563HA030	28	F025A3BA030	41	F025B2GA030
112	F02554BA033	114	F02562EA033	115	F02563HA033	28	F025A3BA033	41	F025B2GA033
112	F02554CA001	115	F02562FA001	114	F02564BA001	28	F025A3CA001	41	F025B2HA001
112	F02554CA006	115	F02562FA006	114	F02564BA006	28	F025A3CA006	41	F025B2HA006
112	F02554CA012	115	F02562FA012	114	F02564BA012	28	F025A3CA012	41	F025B2HA012
112	F02554CA018	115	F02562FA018	114	F02564BA018	28	F025A3CA018	41	F025B2HA018
112	F02554CA030	115	F02562FA030	114	F02564BA030	28	F025A3CA030	41	F025B2HA030
112	F02554CA033	115	F02562FA033	114	F02564BA033	28	F025A3CA033	41	F025B2HA033
112	F02554DA001	115	F02562GA001	114	F02564CA001	28	F025A4BA001	40	F025B3AA001
112	F02554DA006	115	F02562GA006	114	F02564CA006	28	F025A4BA006	40	F025B3AA006
112	F02554DA012	115	F02562GA012	114	F02564CA012	28	F025A4BA012	40	F025B3AA012
112	F02554DA018	115	F02562GA018	114	F02564CA018	28	F025A4BA018	40	F025B3AA018
112	F02554DA030	115	F02562GA030	114	F02564CA030	28	F025A4BA030	40	F025B3AA030
112	F02554DA033	115	F02562GA033	114	F02564CA033	28	F025A4BA033	40	F025B3AA033

908

Page	Reference	Page	Reference	Page	Reference	Page	Reference	Page	Reference
31	F025D3GA001	32	F025E2BA001	32	F025E3EA001	33	F025E4HA001	66	F025G2DA001
31	F025D3GA006	32	F025E2BA006	32	F025E3EA006	33	F025E4HA006	66	F025G2DA006
31	F025D3GA012	32	F025E2BA012	32	F025E3EA012	33	F025E4HA012	66	F025G2DA012
31	F025D3GA018	32	F025E2BA018	32	F025E3EA018	33	F025E4HA018	66	F025G2DA018
31	F025D3GA030	32	F025E2BA030	32	F025E3EA030	33	F025E4HA030	66	F025G2DA030
31	F025D3GA033	32	F025E2BA033	32	F025E3EA033	33	F025E4HA033	66	F025G2DA033
31	F025D3HA001	32	F025E2CA001	33	F025E3FA001	52	F025F2BA001	67	F025G2EA001
31	F025D3HA006	32	F025E2CA006	33	F025E3FA006	52	F025F2BA006	67	F025G2EA006
31	F025D3HA012	32	F025E2CA012	33	F025E3FA012	52	F025F2BA012	67	F025G2EA012
31	F025D3HA018	32	F025E2CA018	33	F025E3FA018	52	F025F2BA018	67	F025G2EA018
31	F025D3HA030	32	F025E2CA030	33	F025E3FA030	52	F025F2BA030	67	F025G2EA030
31	F025D3HA033	32	F025E2CA033	33	F025E3FA033	52	F025F2BA033	67	F025G2EA033
30	F025D4AA001	32	F025E2DA001	33	F025E3GA001	52	F025F2CA001	67	F025G2FA001
30	F025D4AA006	32	F025E2DA006	33	F025E3GA006	52	F025F2CA006	67	F025G2FA006
30	F025D4AA012	32	F025E2DA012	33	F025E3GA012	52	F025F2CA012	67	F025G2FA012
30	F025D4AA018	32	F025E2DA018	33	F025E3GA018	52	F025F2CA018	67	F025G2FA018
30	F025D4AA030	32	F025E2DA030	33	F025E3GA030	52	F025F2CA030	67	F025G2FA030
30	F025D4AA033	32	F025E2DA033	33	F025E3GA033	52	F025F2CA033	67	F025G2FA033
30	F025D4BA001	32	F025E2EA001	33	F025E3HA001	52	F025F3BA001	67	F025G2GA001
30	F025D4BA006	32	F025E2EA006	33	F025E3HA006	52	F025F3BA006	67	F025G2GA006
30	F025D4BA012	32	F025E2EA012	33	F025E3HA012	52	F025F3BA012	67	F025G2GA012
30	F025D4BA018	32	F025E2EA018	33	F025E3HA018	52	F025F3BA018	67	F025G2GA018
30	F025D4BA030	32	F025E2EA030	33	F025E3HA030	52	F025F3BA030	67	F025G2GA030
30	F025D4BA033	32	F025E2EA033	33	F025E3HA033	52	F025F3BA033	67	F025G2GA033
30	F025D4CA001	33	F025E2FA001	32	F025E4BA001	52	F025F3CA001	67	F025G2HA001
30	F025D4CA006	33	F025E2FA006	32	F025E4BA006	52	F025F3CA006	67	F025G2HA006
30	F025D4CA012	33	F025E2FA012	32	F025E4BA012	52	F025F3CA012	67	F025G2HA012
30	F025D4CA018	33	F025E2FA018	32	F025E4BA018	52	F025F3CA018	67	F025G2HA018
30	F025D4CA030	33	F025E2FA030	32	F025E4BA030	52	F025F3CA030	67	F025G2HA030
30	F025D4CA033	33	F025E2FA033	32	F025E4BA033	52	F025F3CA033	67	F025G2HA033
30	F025D4DA001	33	F025E2GA001	32	F025E4CA001	52	F025F4BA001	66	F025G3AA001
30	F025D4DA006	33	F025E2GA006	32	F025E4CA006	52	F025F4BA006	66	F025G3AA006
30	F025D4DA012	33	F025E2GA012	32	F025E4CA012	52	F025F4BA012	66	F025G3AA012
30	F025D4DA018	33	F025E2GA018	32	F025E4CA018	52	F025F4BA018	66	F025G3AA018
30	F025D4DA030	33	F025E2GA030	32	F025E4CA030	52	F025F4BA030	66	F025G3AA030
30	F025D4DA033	33	F025E2GA033	32	F025E4CA033	52	F025F4BA033	66	F025G3AA033
31	F025D4EA001	33	F025E2HA001	32	F025E4DA001	52	F025F4CA001	66	F025G3BA001
31	F025D4EA006	33	F025E2HA006	32	F025E4DA006	52	F025F4CA006	66	F025G3BA006
31	F025D4EA012	33	F025E2HA012	32	F025E4DA012	52	F025F4CA012	66	F025G3BA012
31	F025D4EA018	33	F025E2HA018	32	F025E4DA018	52	F025F4CA018	66	F025G3BA018
31	F025D4EA030	33	F025E2HA030	32	F025E4DA030	52	F025F4CA030	66	F025G3BA030
31	F025D4EA033	33	F025E2HA033	32	F025E4DA033	52	F025F4CA033	66	F025G3BA033
31	F025D4FA001	32	F025E3BA001	32	F025E4EA001	66	F025G2AA001	66	F025G3CA001
31	F025D4FA006	32	F025E3BA006	32	F025E4EA006	66	F025G2AA006	66	F025G3CA006
31	F025D4FA012	32	F025E3BA012	32	F025E4EA012	66	F025G2AA012	66	F025G3CA012
31	F025D4FA018	32	F025E3BA018	32	F025E4EA018	66	F025G2AA018	66	F025G3CA018
31	F025D4FA030	32	F025E3BA030	32	F025E4EA030	66	F025G2AA030	66	F025G3CA030
31	F025D4FA033	32	F025E3BA033	32	F025E4EA033	66	F025G2AA033	66	F025G3CA033
31	F025D4GA001	32	F025E3CA001	33	F025E4FA001	66	F025G2BA001	66	F025G3DA001
31	F025D4GA006	32	F025E3CA006	33	F025E4FA006	66	F025G2BA006	66	F025G3DA006
31	F025D4GA012	32	F025E3CA012	33	F025E4FA012	66	F025G2BA012	66	F025G3DA012
31	F025D4GA018	32	F025E3CA018	33	F025E4FA018	66	F025G2BA018	66	F025G3DA018
31	F025D4GA030	32	F025E3CA030	33	F025E4FA030	66	F025G2BA030	66	F025G3DA030
31	F025D4GA033	32	F025E3CA033	33	F025E4FA033	66	F025G2BA033	66	F025G3DA033
31	F025D4HA001	32	F025E3DA001	33	F025E4GA001	66	F025G2CA001	67	F025G3EA001
31	F025D4HA006	32	F025E3DA006	33	F025E4GA006	66	F025G2CA006	67	F025G3EA006
31	F025D4HA012	32	F025E3DA012	33	F025E4GA012	66	F025G2CA012	67	F025G3EA012
31	F025D4HA018	32	F025E3DA018	33	F025E4GA018	66	F025G2CA018	67	F025G3EA018
31	F025D4HA030	32	F025E3DA030	33	F025E4GA030	66	F025G2CA030	67	F025G3EA030
31	F025D4HA033	32	F025E3DA033	33	F025E4GA033	66	F025G2CA033	67	F025G3EA033

910

Page	Reference	Page	Reference	Page	Reference	Page	Reference	Page	Reference
54	F025L4CA001	57	F025M2FA001	56	F025M4BA001	82	F025Q3CA001	97	F025R2HA001
54	F025L4CA006	57	F025M2FA006	56	F025M4BA006	82	F025Q3CA006	97	F025R2HA006
54	F025L4CA012	57	F025M2FA012	56	F025M4BA012	82	F025Q3CA012	97	F025R2HA012
54	F025L4CA018	57	F025M2FA018	56	F025M4BA018	82	F025Q3CA018	97	F025R2HA018
54	F025L4CA030	57	F025M2FA030	56	F025M4BA030	82	F025Q3CA030	97	F025R2HA030
54	F025L4CA033	57	F025M2FA033	56	F025M4BA033	82	F025Q3CA033	97	F025R2HA033
54	F025L4DA001	57	F025M2GA001	56	F025M4CA001	82	F025Q4BA001	96	F025R3AA001
54	F025L4DA006	57	F025M2GA006	56	F025M4CA006	82	F025Q4BA006	96	F025R3AA006
54	F025L4DA012	57	F025M2GA012	56	F025M4CA012	82	F025Q4BA012	96	F025R3AA012
54	F025L4DA018	57	F025M2GA018	56	F025M4CA018	82	F025Q4BA018	96	F025R3AA018
54	F025L4DA030	57	F025M2GA030	56	F025M4CA030	82	F025Q4BA030	96	F025R3AA030
54	F025L4DA033	57	F025M2GA033	56	F025M4CA033	82	F025Q4BA033	96	F025R3AA033
55	F025L4EA001	57	F025M2HA001	56	F025M4DA001	82	F025Q4CA001	96	F025R3BA001
55	F025L4EA006	57	F025M2HA006	56	F025M4DA006	82	F025Q4CA006	96	F025R3BA006
55	F025L4EA012	57	F025M2HA012	56	F025M4DA012	82	F025Q4CA012	96	F025R3BA012
55	F025L4EA018	57	F025M2HA018	56	F025M4DA018	82	F025Q4CA018	96	F025R3BA018
55	F025L4EA030	57	F025M2HA030	56	F025M4DA030	82	F025Q4CA030	96	F025R3BA030
55	F025L4EA033	57	F025M2HA033	56	F025M4DA033	82	F025Q4CA033	96	F025R3BA033
55	F025L4FA001	56	F025M3BA001	56	F025M4EA001	96	F025R2AA001	96	F025R3CA001
55	F025L4FA006	56	F025M3BA006	56	F025M4EA006	96	F025R2AA006	96	F025R3CA006
55	F025L4FA012	56	F025M3BA012	56	F025M4EA012	96	F025R2AA012	96	F025R3CA012
55	F025L4FA018	56	F025M3BA018	56	F025M4EA018	96	F025R2AA018	96	F025R3CA018
55	F025L4FA030	56	F025M3BA030	56	F025M4EA030	96	F025R2AA030	96	F025R3CA030
55	F025L4FA033	56	F025M3BA033	56	F025M4EA033	96	F025R2AA033	96	F025R3CA033
55	F025L4GA001	56	F025M3CA001	57	F025M4FA001	96	F025R2BA001	96	F025R3DA001
55	F025L4GA006	56	F025M3CA006	57	F025M4FA006	96	F025R2BA006	96	F025R3DA006
55	F025L4GA012	56	F025M3CA012	57	F025M4FA012	96	F025R2BA012	96	F025R3DA012
55	F025L4GA018	56	F025M3CA018	57	F025M4FA018	96	F025R2BA018	96	F025R3DA018
55	F025L4GA030	56	F025M3CA030	57	F025M4FA030	96	F025R2BA030	96	F025R3DA030
55	F025L4GA033	56	F025M3CA033	57	F025M4FA033	96	F025R2BA033	96	F025R3DA033
55	F025L4HA001	56	F025M3DA001	57	F025M4GA001	96	F025R2CA001	97	F025R3EA001
55	F025L4HA006	56	F025M3DA006	57	F025M4GA006	96	F025R2CA006	97	F025R3EA006
55	F025L4HA012	56	F025M3DA012	57	F025M4GA012	96	F025R2CA012	97	F025R3EA012
55	F025L4HA018	56	F025M3DA018	57	F025M4GA018	96	F025R2CA018	97	F025R3EA018
55	F025L4HA030	56	F025M3DA030	57	F025M4GA030	96	F025R2CA030	97	F025R3EA030
55	F025L4HA033	56	F025M3DA033	57	F025M4GA033	96	F025R2CA033	97	F025R3EA033
56	F025M2BA001	56	F025M3EA001	57	F025M4HA001	96	F025R2DA001	97	F025R3FA001
56	F025M2BA006	56	F025M3EA006	57	F025M4HA006	96	F025R2DA006	97	F025R3FA006
56	F025M2BA012	56	F025M3EA012	57	F025M4HA012	96	F025R2DA012	97	F025R3FA012
56	F025M2BA018	56	F025M3EA018	57	F025M4HA018	96	F025R2DA018	97	F025R3FA018
56	F025M2BA030	56	F025M3EA030	57	F025M4HA030	96	F025R2DA030	97	F025R3FA030
56	F025M2BA033	56	F025M3EA033	57	F025M4HA033	96	F025R2DA033	97	F025R3FA033
56	F025M2CA001	57	F025M3FA001	82	F025Q2BA001	97	F025R2EA001	97	F025R3GA001
56	F025M2CA006	57	F025M3FA006	82	F025Q2BA006	97	F025R2EA006	97	F025R3GA006
56	F025M2CA012	57	F025M3FA012	82	F025Q2BA012	97	F025R2EA012	97	F025R3GA012
56	F025M2CA018	57	F025M3FA018	82	F025Q2BA018	97	F025R2EA018	97	F025R3GA018
56	F025M2CA030	57	F025M3FA030	82	F025Q2BA030	97	F025R2EA030	97	F025R3GA030
56	F025M2CA033	57	F025M3FA033	82	F025Q2BA033	97	F025R2EA033	97	F025R3GA033
56	F025M2DA001	57	F025M3GA001	82	F025Q2CA001	97	F025R2FA001	97	F025R3HA001
56	F025M2DA006	57	F025M3GA006	82	F025Q2CA006	97	F025R2FA006	97	F025R3HA006
56	F025M2DA012	57	F025M3GA012	82	F025Q2CA012	97	F025R2FA012	97	F025R3HA012
56	F025M2DA018	57	F025M3GA018	82	F025Q2CA018	97	F025R2FA018	97	F025R3HA018
56	F025M2DA030	57	F025M3GA030	82	F025Q2CA030	97	F025R2FA030	97	F025R3HA030
56	F025M2DA033	57	F025M3GA033	82	F025Q2CA033	97	F025R2FA033	97	F025R3HA033
56	F025M2EA001	57	F025M3HA001	82	F025Q3BA001	97	F025R2GA001	96	F025R4AA001
56	F025M2EA006	57	F025M3HA006	82	F025Q3BA006	97	F025R2GA006	96	F025R4AA006
56	F025M2EA012	57	F025M3HA012	82	F025Q3BA012	97	F025R2GA012	96	F025R4AA012
56	F025M2EA018	57	F025M3HA018	82	F025Q3BA018	97	F025R2GA018	96	F025R4AA018
56	F025M2EA030	57	F025M3HA030	82	F025Q3BA030	97	F025R2GA030	96	F025R4AA030
56	F025M2EA033	57	F025M3HA033	82	F025Q3BA033	97	F025R2GA033	96	F025R4AA033

Page	Reference	Page	Reference	Page	Reference	Page	Reference	Page	Reference
96	F025R4BA001	98	F025S2EA001	99	F025S3HA001	84	F025V2CA001	85	F025V3EA001
96	F025R4BA006	98	F025S2EA006	99	F025S3HA006	84	F025V2CA006	85	F025V3EA006
96	F025R4BA012	98	F025S2EA012	99	F025S3HA012	84	F025V2CA012	85	F025V3EA012
96	F025R4BA018	98	F025S2EA018	99	F025S3HA018	84	F025V2CA018	85	F025V3EA018
96	F025R4BA030	98	F025S2EA030	99	F025S3HA030	84	F025V2CA030	85	F025V3EA030
96	F025R4BA033	98	F025S2EA033	99	F025S3HA033	84	F025V2CA033	85	F025V3EA033
96	F025R4CA001	99	F025S2FA001	98	F025S4BA001	84	F025V2DA001	85	F025V3FA001
96	F025R4CA006	99	F025S2FA006	98	F025S4BA006	84	F025V2DA006	85	F025V3FA006
96	F025R4CA012	99	F025S2FA012	98	F025S4BA012	84	F025V2DA012	85	F025V3FA012
96	F025R4CA018	99	F025S2FA018	98	F025S4BA018	84	F025V2DA018	85	F025V3FA018
96	F025R4CA030	99	F025S2FA030	98	F025S4BA030	84	F025V2DA030	85	F025V3FA030
96	F025R4CA033	99	F025S2FA033	98	F025S4BA033	84	F025V2DA033	85	F025V3FA033
96	F025R4DA001	99	F025S2GA001	98	F025S4CA001	85	F025V2EA001	85	F025V3GA001
96	F025R4DA006	99	F025S2GA006	98	F025S4CA006	85	F025V2EA006	85	F025V3GA006
96	F025R4DA012	99	F025S2GA012	98	F025S4CA012	85	F025V2EA012	85	F025V3GA012
96	F025R4DA018	99	F025S2GA018	98	F025S4CA018	85	F025V2EA018	85	F025V3GA018
96	F025R4DA030	99	F025S2GA030	98	F025S4CA030	85	F025V2EA030	85	F025V3GA030
96	F025R4DA033	99	F025S2GA033	98	F025S4CA033	85	F025V2EA033	85	F025V3GA033
97	F025R4EA001	99	F025S2HA001	98	F025S4DA001	85	F025V2FA001	85	F025V3HA001
97	F025R4EA006	99	F025S2HA006	98	F025S4DA006	85	F025V2FA006	85	F025V3HA006
97	F025R4EA012	99	F025S2HA012	98	F025S4DA012	85	F025V2FA012	85	F025V3HA012
97	F025R4EA018	99	F025S2HA018	98	F025S4DA018	85	F025V2FA018	85	F025V3HA018
97	F025R4EA030	99	F025S2HA030	98	F025S4DA030	85	F025V2FA030	85	F025V3HA030
97	F025R4EA033	99	F025S2HA033	98	F025S4DA033	85	F025V2FA033	85	F025V3HA033
97	F025R4FA001	98	F025S3BA001	98	F025S4EA001	85	F025V2GA001	84	F025V4AA001
97	F025R4FA006	98	F025S3BA006	98	F025S4EA006	85	F025V2GA006	84	F025V4AA006
97	F025R4FA012	98	F025S3BA012	98	F025S4EA012	85	F025V2GA012	84	F025V4AA012
97	F025R4FA018	98	F025S3BA018	98	F025S4EA018	85	F025V2GA018	84	F025V4AA018
97	F025R4FA030	98	F025S3BA030	98	F025S4EA030	85	F025V2GA030	84	F025V4AA030
97	F025R4FA033	98	F025S3BA033	98	F025S4EA033	85	F025V2GA033	84	F025V4AA033
97	F025R4GA001	98	F025S3CA001	99	F025S4FA001	85	F025V2HA001	84	F025V4BA001
97	F025R4GA006	98	F025S3CA006	99	F025S4FA006	85	F025V2HA006	84	F025V4BA006
97	F025R4GA012	98	F025S3CA012	99	F025S4FA012	85	F025V2HA012	84	F025V4BA012
97	F025R4GA018	98	F025S3CA018	99	F025S4FA018	85	F025V2HA018	84	F025V4BA018
97	F025R4GA030	98	F025S3CA030	99	F025S4FA030	85	F025V2HA030	84	F025V4BA030
97	F025R4GA033	98	F025S3CA033	99	F025S4FA033	85	F025V2HA033	84	F025V4BA033
97	F025R4HA001	98	F025S3DA001	99	F025S4GA001	84	F025V3AA001	84	F025V4CA001
97	F025R4HA006	98	F025S3DA006	99	F025S4GA006	84	F025V3AA006	84	F025V4CA006
97	F025R4HA012	98	F025S3DA012	99	F025S4GA012	84	F025V3AA012	84	F025V4CA012
97	F025R4HA018	98	F025S3DA018	99	F025S4GA018	84	F025V3AA018	84	F025V4CA018
97	F025R4HA030	98	F025S3DA030	99	F025S4GA030	84	F025V3AA030	84	F025V4CA030
97	F025R4HA033	98	F025S3DA033	99	F025S4GA033	84	F025V3AA033	84	F025V4CA033
98	F025S2BA001	98	F025S3EA001	99	F025S4HA001	84	F025V3BA001	84	F025V4DA001
98	F025S2BA006	98	F025S3EA006	99	F025S4HA006	84	F025V3BA006	84	F025V4DA006
98	F025S2BA012	98	F025S3EA012	99	F025S4HA012	84	F025V3BA012	84	F025V4DA012
98	F025S2BA018	98	F025S3EA018	99	F025S4HA018	84	F025V3BA018	84	F025V4DA018
98	F025S2BA030	98	F025S3EA030	99	F025S4HA030	84	F025V3BA030	84	F025V4DA030
98	F025S2BA033	98	F025S3EA033	99	F025S4HA033	84	F025V3BA033	84	F025V4DA033
98	F025S2CA001	99	F025S3FA001	84	F025V2AA001	84	F025V3CA001	85	F025V4EA001
98	F025S2CA006	99	F025S3FA006	84	F025V2AA006	84	F025V3CA006	85	F025V4EA006
98	F025S2CA012	99	F025S3FA012	84	F025V2AA012	84	F025V3CA012	85	F025V4EA012
98	F025S2CA018	99	F025S3FA018	84	F025V2AA018	84	F025V3CA018	85	F025V4EA018
98	F025S2CA030	99	F025S3FA030	84	F025V2AA030	84	F025V3CA030	85	F025V4EA030
98	F025S2CA033	99	F025S3FA033	84	F025V2AA033	84	F025V3CA033	85	F025V4EA033
98	F025S2DA001	99	F025S3GA001	84	F025V2BA001	84	F025V3DA001	85	F025V4FA001
98	F025S2DA006	99	F025S3GA006	84	F025V2BA006	84	F025V3DA006	85	F025V4FA006
98	F025S2DA012	99	F025S3GA012	84	F025V2BA012	84	F025V3DA012	85	F025V4FA012
98	F025S2DA018	99	F025S3GA018	84	F025V2BA018	84	F025V3DA018	85	F025V4FA018
98	F025S2DA030	99	F025S3GA030	84	F025V2BA030	84	F025V3DA030	85	F025V4FA030
98	F025S2DA033	99	F025S3GA033	84	F025V2BA033	84	F025V3DA033	85	F025V4FA033

Page	Reference	Page	Reference	Page	Reference	Page	Reference	Page	Reference
85	F025V4GA001	86	F025W3CA001	87	F025W4FA001	111	F02602CD033	111	F02604CA033
85	F025V4GA006	86	F025W3CA006	87	F025W4FA006	111	F02603BA001	111	F02604CB001
85	F025V4GA012	86	F025W3CA012	87	F025W4FA012	111	F02603BA006	111	F02604CB006
85	F025V4GA018	86	F025W3CA018	87	F025W4FA018	111	F02603BA012	111	F02604CB012
85	F025V4GA030	86	F025W3CA030	87	F025W4FA030	111	F02603BA018	111	F02604CB018
85	F025V4GA033	86	F025W3CA033	87	F025W4FA033	111	F02603BA030	111	F02604CB030
85	F025V4HA001	86	F025W3DA001	87	F025W4GA001	111	F02603BA033	111	F02604CB033
85	F025V4HA006	86	F025W3DA006	87	F025W4GA006	111	F02603BB001	111	F02604CD001
85	F025V4HA012	86	F025W3DA012	87	F025W4GA012	111	F02603BB006	111	F02604CD006
85	F025V4HA018	86	F025W3DA018	87	F025W4GA018	111	F02603BB012	111	F02604CD012
85	F025V4HA030	86	F025W3DA030	87	F025W4GA030	111	F02603BB018	111	F02604CD018
85	F025V4HA033	86	F025W3DA033	87	F025W4GA033	111	F02603BB030	111	F02604CD030
86	F025W2BA001	86	F025W3EA001	87	F025W4HA001	111	F02603BB033	111	F02604CD033
86	F025W2BA006	86	F025W3EA006	87	F025W4HA006	111	F02603BD001	128	F02612AA001
86	F025W2BA012	86	F025W3EA012	87	F025W4HA012	111	F02603BD006	128	F02612AA006
86	F025W2BA018	86	F025W3EA018	87	F025W4HA018	111	F02603BD012	128	F02612AA012
86	F025W2BA030	86	F025W3EA030	87	F025W4HA030	111	F02603BD018	128	F02612AA018
86	F025W2BA033	86	F025W3EA033	87	F025W4HA033	111	F02603BD030	128	F02612AA030
86	F025W2CA001	87	F025W3FA001	43	F025Z050001	111	F02603BD033	128	F02612AA033
86	F025W2CA006	87	F025W3FA006	43	F025Z050006	111	F02603CA001	128	F02612AB001
86	F025W2CA012	87	F025W3FA012	43	F025Z050012	111	F02603CA006	128	F02612AB006
86	F025W2CA018	87	F025W3FA018	43	F025Z050018	111	F02603CA012	128	F02612AB012
86	F025W2CA030	87	F025W3FA030	43	F025Z050030	111	F02603CA018	128	F02612AB018
86	F025W2CA033	87	F025W3FA033	43	F025Z050033	111	F02603CA030	128	F02612AB030
86	F025W2DA001	87	F025W3GA001	28	F025Z060000	111	F02603CA033	128	F02612AB033
86	F025W2DA006	87	F025W3GA006	111	F02602BA001	111	F02603CB001	128	F02612AD001
86	F025W2DA012	87	F025W3GA012	111	F02602BA006	111	F02603CB006	128	F02612AD006
86	F025W2DA018	87	F025W3GA018	111	F02602BA012	111	F02603CB012	128	F02612AD012
86	F025W2DA030	87	F025W3GA030	111	F02602BA018	111	F02603CB018	128	F02612AD018
86	F025W2DA033	87	F025W3GA033	111	F02602BA030	111	F02603CB030	128	F02612AD030
86	F025W2EA001	87	F025W3HA001	111	F02602BA033	111	F02603CB033	128	F02612AD033
86	F025W2EA006	87	F025W3HA006	111	F02602BB001	111	F02603CD001	128	F02612BA001
86	F025W2EA012	87	F025W3HA012	111	F02602BB006	111	F02603CD006	128	F02612BA006
86	F025W2EA018	87	F025W3HA018	111	F02602BB012	111	F02603CD012	128	F02612BA012
86	F025W2EA030	87	F025W3HA030	111	F02602BB018	111	F02603CD018	128	F02612BA018
86	F025W2EA033	87	F025W3HA033	111	F02602BB030	111	F02603CD030	128	F02612BA030
87	F025W2FA001	86	F025W4BA001	111	F02602BB033	111	F02603CD033	128	F02612BA033
87	F025W2FA006	86	F025W4BA006	111	F02602BD001	111	F02604BA001	128	F02612BB001
87	F025W2FA012	86	F025W4BA012	111	F02602BD006	111	F02604BA006	128	F02612BB006
87	F025W2FA018	86	F025W4BA018	111	F02602BD012	111	F02604BA012	128	F02612BB012
87	F025W2FA030	86	F025W4BA030	111	F02602BD018	111	F02604BA018	128	F02612BB018
87	F025W2FA033	86	F025W4BA033	111	F02602BD030	111	F02604BA030	128	F02612BB030
87	F025W2GA001	86	F025W4CA001	111	F02602BD033	111	F02604BA033	128	F02612BB033
87	F025W2GA006	86	F025W4CA006	111	F02602CA001	111	F02604BB001	128	F02612BD001
87	F025W2GA012	86	F025W4CA012	111	F02602CA006	111	F02604BB006	128	F02612BD006
87	F025W2GA018	86	F025W4CA018	111	F02602CA012	111	F02604BB012	128	F02612BD012
87	F025W2GA030	86	F025W4CA030	111	F02602CA018	111	F02604BB018	128	F02612BD018
87	F025W2GA033	86	F025W4CA033	111	F02602CA030	111	F02604BB030	128	F02612BD030
87	F025W2HA001	86	F025W4DA001	111	F02602CA033	111	F02604BB033	128	F02612BD033
87	F025W2HA006	86	F025W4DA006	111	F02602CB001	111	F02604BD001	129	F02612CA001
87	F025W2HA012	86	F025W4DA012	111	F02602CB006	111	F02604BD006	129	F02612CA006
87	F025W2HA018	86	F025W4DA018	111	F02602CB012	111	F02604BD012	129	F02612CA012
87	F025W2HA030	86	F025W4DA030	111	F02602CB018	111	F02604BD018	129	F02612CA018
87	F025W2HA033	86	F025W4DA033	111	F02602CB030	111	F02604BD030	129	F02612CA030
86	F025W3BA001	86	F025W4EA001	111	F02602CB033	111	F02604BD033	129	F02612CA033
86	F025W3BA006	86	F025W4EA006	111	F02602CD001	111	F02604CA001	129	F02612CB001
86	F025W3BA012	86	F025W4EA012	111	F02602CD006	111	F02604CA006	129	F02612CB006
86	F025W3BA018	86	F025W4EA018	111	F02602CD012	111	F02604CA012	129	F02612CB012
86	F025W3BA030	86	F025W4EA030	111	F02602CD018	111	F02604CA018	129	F02612CB018
86	F025W3BA033	86	F025W4EA033	111	F02602CD030	111	F02604CA030	129	F02612CB030

914

Page	Reference	Page	Reference	Page	Reference	Page	Reference		
129	F02614DA033	130	F02614GB033	131	F02622CD033	133	F02622GA033	131	F02623CB033
129	F02614DB001	130	F02614GD001	132	F02622DA001	133	F02622GB001	131	F02623CD001
129	F02614DB006	130	F02614GD006	132	F02622DA006	133	F02622GB006	131	F02623CD006
129	F02614DB012	130	F02614GD012	132	F02622DA012	133	F02622GB012	131	F02623CD012
129	F02614DB018	130	F02614GD018	132	F02622DA018	133	F02622GB018	131	F02623CD018
129	F02614DB030	130	F02614GD030	132	F02622DA030	133	F02622GB030	131	F02623CD030
129	F02614DB033	130	F02614GD033	132	F02622DA033	133	F02622GB033	131	F02623CD033
129	F02614DD001	130	F02614HA001	132	F02622DB001	133	F02622GD001	132	F02623DA001
129	F02614DD006	130	F02614HA006	132	F02622DB006	133	F02622GD006	132	F02623DA006
129	F02614DD012	130	F02614HA012	132	F02622DB012	133	F02622GD012	132	F02623DA012
129	F02614DD018	130	F02614HA018	132	F02622DB018	133	F02622GD018	132	F02623DA018
129	F02614DD030	130	F02614HA030	132	F02622DB030	133	F02622GD030	132	F02623DA030
129	F02614DD033	130	F02614HA033	132	F02622DB033	133	F02622GD033	132	F02623DA033
129	F02614EA001	130	F02614HB001	132	F02622DD001	133	F02622HA001	132	F02623DB001
129	F02614EA006	130	F02614HB006	132	F02622DD006	133	F02622HA006	132	F02623DB006
129	F02614EA012	130	F02614HB012	132	F02622DD012	133	F02622HA012	132	F02623DB012
129	F02614EA018	130	F02614HB018	132	F02622DD018	133	F02622HA018	132	F02623DB018
129	F02614EA030	130	F02614HB030	132	F02622DD030	133	F02622HA030	132	F02623DB030
129	F02614EA033	130	F02614HB033	132	F02622DD033	133	F02622HA033	132	F02623DB033
129	F02614EB001	130	F02614HD001	132	F02622EA001	133	F02622HB001	132	F02623DD001
129	F02614EB006	130	F02614HD006	132	F02622EA006	133	F02622HB006	132	F02623DD006
129	F02614EB012	130	F02614HD012	132	F02622EA012	133	F02622HB012	132	F02623DD012
129	F02614EB018	130	F02614HD018	132	F02622EA018	133	F02622HB018	132	F02623DD018
129	F02614EB030	130	F02614HD030	132	F02622EA030	133	F02622HB030	132	F02623DD030
129	F02614EB033	130	F02614HD033	132	F02622EA033	133	F02622HB033	132	F02623DD033
129	F02614ED001	131	F02622BA001	132	F02622EB001	133	F02622HD001	132	F02623EA001
129	F02614ED006	131	F02622BA006	132	F02622EB006	133	F02622HD006	132	F02623EA006
129	F02614ED012	131	F02622BA012	132	F02622EB012	133	F02622HD012	132	F02623EA012
129	F02614ED018	131	F02622BA018	132	F02622EB018	133	F02622HD018	132	F02623EA018
129	F02614ED030	131	F02622BA030	132	F02622EB030	133	F02622HD030	132	F02623EA030
129	F02614ED033	131	F02622BA033	132	F02622EB033	133	F02622HD033	132	F02623EA033
130	F02614FA001	131	F02622BB001	132	F02622ED001	131	F02623BA001	132	F02623EB001
130	F02614FA006	131	F02622BB006	132	F02622ED006	131	F02623BA006	132	F02623EB006
130	F02614FA012	131	F02622BB012	132	F02622ED012	131	F02623BA012	132	F02623EB012
130	F02614FA018	131	F02622BB018	132	F02622ED018	131	F02623BA018	132	F02623EB018
130	F02614FA030	131	F02622BB030	132	F02622ED030	131	F02623BA030	132	F02623EB030
130	F02614FA033	131	F02622BB033	132	F02622ED033	131	F02623BA033	132	F02623EB033
130	F02614FB001	131	F02622BD001	132	F02622FA001	131	F02623BB001	132	F02623ED001
130	F02614FB006	131	F02622BD006	132	F02622FA006	131	F02623BB006	132	F02623ED006
130	F02614FB012	131	F02622BD012	132	F02622FA012	131	F02623BB012	132	F02623ED012
130	F02614FB018	131	F02622BD018	132	F02622FA018	131	F02623BB018	132	F02623ED018
130	F02614FB030	131	F02622BD030	132	F02622FA030	131	F02623BB030	132	F02623ED030
130	F02614FB033	131	F02622BD033	132	F02622FA033	131	F02623BB033	132	F02623ED033
130	F02614FD001	131	F02622CA001	132	F02622FB001	131	F02623BD001	132	F02623FA001
130	F02614FD006	131	F02622CA006	132	F02622FB006	131	F02623BD006	132	F02623FA006
130	F02614FD012	131	F02622CA012	132	F02622FB012	131	F02623BD012	132	F02623FA012
130	F02614FD018	131	F02622CA018	132	F02622FB018	131	F02623BD018	132	F02623FA018
130	F02614FD030	131	F02622CA030	132	F02622FB030	131	F02623BD030	132	F02623FA030
130	F02614FD033	131	F02622CA033	132	F02622FB033	131	F02623BD033	132	F02623FA033
130	F02614GA001	131	F02622CB001	132	F02622FD001	131	F02623CA001	132	F02623FB001
130	F02614GA006	131	F02622CB006	132	F02622FD006	131	F02623CA006	132	F02623FB006
130	F02614GA012	131	F02622CB012	132	F02622FD012	131	F02623CA012	132	F02623FB012
130	F02614GA018	131	F02622CB018	132	F02622FD018	131	F02623CA018	132	F02623FB018
130	F02614GA030	131	F02622CB030	132	F02622FD030	131	F02623CA030	132	F02623FB030
130	F02614GA033	131	F02622CB033	132	F02622FD033	131	F02623CA033	132	F02623FB033
130	F02614GB001	131	F02622CD001	133	F02622GA001	131	F02623CB001	132	F02623FD001
130	F02614GB006	131	F02622CD006	133	F02622GA006	131	F02623CB006	132	F02623FD006
130	F02614GB012	131	F02622CD012	133	F02622GA012	131	F02623CB012	132	F02623FD012
130	F02614GB018	131	F02622CD018	133	F02622GA018	131	F02623CB018	132	F02623FD018
130	F02614GB030	131	F02622CD030	133	F02622GA030	131	F02623CB030	132	F02623FD030

Page	Reference	Page	Reference	Page	Reference	Page	Reference	Page	Reference
132	F02623FD033	131	F02624CA033	132	F02624FB033	116	F02652AD033	117	F02652EA033
133	F02623GA001	131	F02624CB001	132	F02624FD001	116	F02652BA001	117	F02652EB001
133	F02623GA006	131	F02624CB006	132	F02624FD006	116	F02652BA006	117	F02652EB006
133	F02623GA012	131	F02624CB012	132	F02624FD012	116	F02652BA012	117	F02652EB012
133	F02623GA018	131	F02624CB018	132	F02624FD018	116	F02652BA018	117	F02652EB018
133	F02623GA030	131	F02624CB030	132	F02624FD030	116	F02652BA030	117	F02652EB030
133	F02623GA033	131	F02624CB033	132	F02624FD033	116	F02652BA033	117	F02652EB033
133	F02623GB001	131	F02624CD001	133	F02624GA001	116	F02652BB001	117	F02652ED001
133	F02623GB006	131	F02624CD006	133	F02624GA006	116	F02652BB006	117	F02652ED006
133	F02623GB012	131	F02624CD012	133	F02624GA012	116	F02652BB012	117	F02652ED012
133	F02623GB018	131	F02624CD018	133	F02624GA018	116	F02652BB018	117	F02652ED018
133	F02623GB030	131	F02624CD030	133	F02624GA030	116	F02652BB030	117	F02652ED030
133	F02623GB033	131	F02624CD033	133	F02624GA033	116	F02652BB033	117	F02652ED033
133	F02623GD001	132	F02624DA001	133	F02624GB001	116	F02652BD001	118	F02652FA001
133	F02623GD006	132	F02624DA006	133	F02624GB006	116	F02652BD006	118	F02652FA006
133	F02623GD012	132	F02624DA012	133	F02624GB012	116	F02652BD012	118	F02652FA012
133	F02623GD018	132	F02624DA018	133	F02624GB018	116	F02652BD018	118	F02652FA018
133	F02623GD030	132	F02624DA030	133	F02624GB030	116	F02652BD030	118	F02652FA030
133	F02623GD033	132	F02624DA033	133	F02624GB033	116	F02652BD033	118	F02652FA033
133	F02623HA001	132	F02624DB001	133	F02624GD001	117	F02652CA001	118	F02652FB001
133	F02623HA006	132	F02624DB006	133	F02624GD006	117	F02652CA006	118	F02652FB006
133	F02623HA012	132	F02624DB012	133	F02624GD012	117	F02652CA012	118	F02652FB012
133	F02623HA018	132	F02624DB018	133	F02624GD018	117	F02652CA018	118	F02652FB018
133	F02623HA030	132	F02624DB030	133	F02624GD030	117	F02652CA030	118	F02652FB030
133	F02623HA033	132	F02624DB033	133	F02624GD033	117	F02652CA033	118	F02652FB033
133	F02623HB001	132	F02624DD001	133	F02624HA001	117	F02652CB001	118	F02652FD001
133	F02623HB006	132	F02624DD006	133	F02624HA006	117	F02652CB006	118	F02652FD006
133	F02623HB012	132	F02624DD012	133	F02624HA012	117	F02652CB012	118	F02652FD012
133	F02623HB018	132	F02624DD018	133	F02624HA018	117	F02652CB018	118	F02652FD018
133	F02623HB030	132	F02624DD030	133	F02624HA030	117	F02652CB030	118	F02652FD030
133	F02623HB033	132	F02624DD033	133	F02624HA033	117	F02652CB033	118	F02652FD033
133	F02623HD001	132	F02624EA001	133	F02624HB001	117	F02652CD001	118	F02652GA001
133	F02623HD006	132	F02624EA006	133	F02624HB006	117	F02652CD006	118	F02652GA006
133	F02623HD012	132	F02624EA012	133	F02624HB012	117	F02652CD012	118	F02652GA012
133	F02623HD018	132	F02624EA018	133	F02624HB018	117	F02652CD018	118	F02652GA018
133	F02623HD030	132	F02624EA030	133	F02624HB030	117	F02652CD030	118	F02652GA030
133	F02623HD033	132	F02624EA033	133	F02624HB033	117	F02652CD033	118	F02652GA033
131	F02624BA001	132	F02624EB001	133	F02624HD001	117	F02652DA001	118	F02652GB001
131	F02624BA006	132	F02624EB006	133	F02624HD006	117	F02652DA006	118	F02652GB006
131	F02624BA012	132	F02624EB012	133	F02624HD012	117	F02652DA012	118	F02652GB012
131	F02624BA018	132	F02624EB018	133	F02624HD018	117	F02652DA018	118	F02652GB018
131	F02624BA030	132	F02624EB030	133	F02624HD030	117	F02652DA030	118	F02652GB030
131	F02624BA033	132	F02624EB033	133	F02624HD033	117	F02652DA033	118	F02652GB033
131	F02624BB001	132	F02624ED001	116	F02652AA001	117	F02652DB001	118	F02652GD001
131	F02624BB006	132	F02624ED006	116	F02652AA006	117	F02652DB006	118	F02652GD006
131	F02624BB012	132	F02624ED012	116	F02652AA012	117	F02652DB012	118	F02652GD012
131	F02624BB018	132	F02624ED018	116	F02652AA018	117	F02652DB018	118	F02652GD018
131	F02624BB030	132	F02624ED030	116	F02652AA030	117	F02652DB030	118	F02652GD030
131	F02624BB033	132	F02624ED033	116	F02652AA033	117	F02652DB033	118	F02652GD033
131	F02624BD001	132	F02624FA001	116	F02652AB001	117	F02652DD001	118	F02652HA001
131	F02624BD006	132	F02624FA006	116	F02652AB006	117	F02652DD006	118	F02652HA006
131	F02624BD012	132	F02624FA012	116	F02652AB012	117	F02652DD012	118	F02652HA012
131	F02624BD018	132	F02624FA018	116	F02652AB018	117	F02652DD018	118	F02652HA018
131	F02624BD030	132	F02624FA030	116	F02652AB030	117	F02652DD030	118	F02652HA030
131	F02624BD033	132	F02624FA033	116	F02652AB033	117	F02652DD033	118	F02652HA033
131	F02624CA001	132	F02624FB001	116	F02652AD001	117	F02652EA001	118	F02652HB001
131	F02624CA006	132	F02624FB006	116	F02652AD006	117	F02652EA006	118	F02652HB006
131	F02624CA012	132	F02624FB012	116	F02652AD012	117	F02652EA012	118	F02652HB012
131	F02624CA018	132	F02624FB018	116	F02652AD018	117	F02652EA018	118	F02652HB018
131	F02624CA030	132	F02624FB030	116	F02652AD030	117	F02652EA030	118	F02652HB030

Page	Reference	Page	Reference	Page	Reference	Page	Reference	Page	Reference
118	F02652HB033	117	F02653CD033	118	F02653GA033	116	F02654BB033	117	F02654ED033
118	F02652HD001	117	F02653DA001	118	F02653GB001	116	F02654BD001	118	F02654FA001
118	F02652HD006	117	F02653DA006	118	F02653GB006	116	F02654BD006	118	F02654FA006
118	F02652HD012	117	F02653DA012	118	F02653GB012	116	F02654BD012	118	F02654FA012
118	F02652HD018	117	F02653DA018	118	F02653GB018	116	F02654BD018	118	F02654FA018
118	F02652HD030	117	F02653DA030	118	F02653GB030	116	F02654BD030	118	F02654FA030
118	F02652HD033	117	F02653DA033	118	F02653GB033	116	F02654BD033	118	F02654FA033
116	F02653AA001	117	F02653DB001	118	F02653GD001	117	F02654CA001	118	F02654FB001
116	F02653AA006	117	F02653DB006	118	F02653GD006	117	F02654CA006	118	F02654FB006
116	F02653AA012	117	F02653DB012	118	F02653GD012	117	F02654CA012	118	F02654FB012
116	F02653AA018	117	F02653DB018	118	F02653GD018	117	F02654CA018	118	F02654FB018
116	F02653AA030	117	F02653DB030	118	F02653GD030	117	F02654CA030	118	F02654FB030
116	F02653AA033	117	F02653DB033	118	F02653GD033	117	F02654CA033	118	F02654FB033
116	F02653AB001	117	F02653DD001	118	F02653HA001	117	F02654CB001	118	F02654FD001
116	F02653AB006	117	F02653DD006	118	F02653HA006	117	F02654CB006	118	F02654FD006
116	F02653AB012	117	F02653DD012	118	F02653HA012	117	F02654CB012	118	F02654FD012
116	F02653AB018	117	F02653DD018	118	F02653HA018	117	F02654CB018	118	F02654FD018
116	F02653AB030	117	F02653DD030	118	F02653HA030	117	F02654CB030	118	F02654FD030
116	F02653AB033	117	F02653DD033	118	F02653HA033	117	F02654CB033	118	F02654FD033
116	F02653AD001	117	F02653EA001	118	F02653HB001	117	F02654CD001	118	F02654GA001
116	F02653AD006	117	F02653EA006	118	F02653HB006	117	F02654CD006	118	F02654GA006
116	F02653AD012	117	F02653EA012	118	F02653HB012	117	F02654CD012	118	F02654GA012
116	F02653AD018	117	F02653EA018	118	F02653HB018	117	F02654CD018	118	F02654GA018
116	F02653AD030	117	F02653EA030	118	F02653HB030	117	F02654CD030	118	F02654GA030
116	F02653AD033	117	F02653EA033	118	F02653HB033	117	F02654CD033	118	F02654GA033
116	F02653BA001	117	F02653EB001	118	F02653HD001	117	F02654DA001	118	F02654GB001
116	F02653BA006	117	F02653EB006	118	F02653HD006	117	F02654DA006	118	F02654GB006
116	F02653BA012	117	F02653EB012	118	F02653HD012	117	F02654DA012	118	F02654GB012
116	F02653BA018	117	F02653EB018	118	F02653HD018	117	F02654DA018	118	F02654GB018
116	F02653BA030	117	F02653EB030	118	F02653HD030	117	F02654DA030	118	F02654GB030
116	F02653BA033	117	F02653EB033	118	F02653HD033	117	F02654DA033	118	F02654GB033
116	F02653BB001	117	F02653ED001	116	F02654AA001	117	F02654DB001	118	F02654GD001
116	F02653BB006	117	F02653ED006	116	F02654AA006	117	F02654DB006	118	F02654GD006
116	F02653BB012	117	F02653ED012	116	F02654AA012	117	F02654DB012	118	F02654GD012
116	F02653BB018	117	F02653ED018	116	F02654AA018	117	F02654DB018	118	F02654GD018
116	F02653BB030	117	F02653ED030	116	F02654AA030	117	F02654DB030	118	F02654GD030
116	F02653BB033	117	F02653ED033	116	F02654AA033	117	F02654DB033	118	F02654GD033
116	F02653BD001	118	F02653FA001	116	F02654AB001	117	F02654DD001	118	F02654HA001
116	F02653BD006	118	F02653FA006	116	F02654AB006	117	F02654DD006	118	F02654HA006
116	F02653BD012	118	F02653FA012	116	F02654AB012	117	F02654DD012	118	F02654HA012
116	F02653BD018	118	F02653FA018	116	F02654AB018	117	F02654DD018	118	F02654HA018
116	F02653BD030	118	F02653FA030	116	F02654AB030	117	F02654DD030	118	F02654HA030
116	F02653BD033	118	F02653FA033	116	F02654AB033	117	F02654DD033	118	F02654HA033
117	F02653CA001	118	F02653FB001	116	F02654AD001	117	F02654EA001	118	F02654HB001
117	F02653CA006	118	F02653FB006	116	F02654AD006	117	F02654EA006	118	F02654HB006
117	F02653CA012	118	F02653FB012	116	F02654AD012	117	F02654EA012	118	F02654HB012
117	F02653CA018	118	F02653FB018	116	F02654AD018	117	F02654EA018	118	F02654HB018
117	F02653CA030	118	F02653FB030	116	F02654AD030	117	F02654EA030	118	F02654HB030
117	F02653CA033	118	F02653FB033	116	F02654AD033	117	F02654EA033	118	F02654HB033
117	F02653CB001	118	F02653FD001	116	F02654BA001	117	F02654EB001	118	F02654HD001
117	F02653CB006	118	F02653FD006	116	F02654BA006	117	F02654EB006	118	F02654HD006
117	F02653CB012	118	F02653FD012	116	F02654BA012	117	F02654EB012	118	F02654HD012
117	F02653CB018	118	F02653FD018	116	F02654BA018	117	F02654EB018	118	F02654HD018
117	F02653CB030	118	F02653FD030	116	F02654BA030	117	F02654EB030	118	F02654HD030
117	F02653CB033	118	F02653FD033	116	F02654BA033	117	F02654EB033	118	F02654HD033
117	F02653CD001	118	F02653GA001	116	F02654BB001	117	F02654ED001	119	F02662BA001
117	F02653CD006	118	F02653GA006	116	F02654BB006	117	F02654ED006	119	F02662BA006
117	F02653CD012	118	F02653GA012	116	F02654BB012	117	F02654ED012	119	F02662BA012
117	F02653CD018	118	F02653GA018	116	F02654BB018	117	F02654ED018	119	F02662BA018
117	F02653CD030	118	F02653GA030	116	F02654BB030	117	F02654ED030	119	F02662BA030

918

Page	Reference	Page	Reference	Page	Reference	Page	Reference	Page	Reference
120	F02664DD033	121	F02664HA033	29	F026A3BB033	29	F026A4CD033	45	F026B2DA033
120	F02664EA001	121	F02664HB001	29	F026A3BD001	44	F026B2AA001	45	F026B2DB001
120	F02664EA006	121	F02664HB006	29	F026A3BD006	44	F026B2AA006	45	F026B2DB006
120	F02664EA012	121	F02664HB012	29	F026A3BD012	44	F026B2AA012	45	F026B2DB012
120	F02664EA018	121	F02664HB018	29	F026A3BD018	44	F026B2AA018	45	F026B2DB018
120	F02664EA030	121	F02664HB030	29	F026A3BD030	44	F026B2AA030	45	F026B2DB030
120	F02664EA033	121	F02664HB033	29	F026A3BD033	44	F026B2AA033	45	F026B2DB033
120	F02664EB001	121	F02664HD001	29	F026A3CA001	44	F026B2AB001	45	F026B2DD001
120	F02664EB006	121	F02664HD006	29	F026A3CA006	44	F026B2AB006	45	F026B2DD006
120	F02664EB012	121	F02664HD012	29	F026A3CA012	44	F026B2AB012	45	F026B2DD012
120	F02664EB018	121	F02664HD018	29	F026A3CA018	44	F026B2AB018	45	F026B2DD018
120	F02664EB030	121	F02664HD030	29	F026A3CA030	44	F026B2AB030	45	F026B2DD030
120	F02664EB033	121	F02664HD033	29	F026A3CA033	44	F026B2AB033	45	F026B2DD033
120	F02664ED001	29	F026A2BA001	29	F026A3CB001	44	F026B2AD001	45	F026B2EA001
120	F02664ED006	29	F026A2BA006	29	F026A3CB006	44	F026B2AD006	45	F026B2EA006
120	F02664ED012	29	F026A2BA012	29	F026A3CB012	44	F026B2AD012	45	F026B2EA012
120	F02664ED018	29	F026A2BA018	29	F026A3CB018	44	F026B2AD018	45	F026B2EA018
120	F02664ED030	29	F026A2BA030	29	F026A3CB030	44	F026B2AD030	45	F026B2EA030
120	F02664ED033	29	F026A2BA033	29	F026A3CB033	44	F026B2AD033	45	F026B2EA033
120	F02664FA001	29	F026A2BB001	29	F026A3CD001	44	F026B2BA001	45	F026B2EB001
120	F02664FA006	29	F026A2BB006	29	F026A3CD006	44	F026B2BA006	45	F026B2EB006
120	F02664FA012	29	F026A2BB012	29	F026A3CD012	44	F026B2BA012	45	F026B2EB012
120	F02664FA018	29	F026A2BB018	29	F026A3CD018	44	F026B2BA018	45	F026B2EB018
120	F02664FA030	29	F026A2BB030	29	F026A3CD030	44	F026B2BA030	45	F026B2EB030
120	F02664FA033	29	F026A2BB033	29	F026A3CD033	44	F026B2BA033	45	F026B2EB033
120	F02664FB001	29	F026A2BD001	29	F026A4BA001	44	F026B2BB001	45	F026B2ED001
120	F02664FB006	29	F026A2BD006	29	F026A4BA006	44	F026B2BB006	45	F026B2ED006
120	F02664FB012	29	F026A2BD012	29	F026A4BA012	44	F026B2BB012	45	F026B2ED012
120	F02664FB018	29	F026A2BD018	29	F026A4BA018	44	F026B2BB018	45	F026B2ED018
120	F02664FB030	29	F026A2BD030	29	F026A4BA030	44	F026B2BB030	45	F026B2ED030
120	F02664FB033	29	F026A2BD033	29	F026A4BA033	44	F026B2BB033	45	F026B2ED033
120	F02664FD001	29	F026A2CA001	29	F026A4BB001	44	F026B2BD001	46	F026B2FA001
120	F02664FD006	29	F026A2CA006	29	F026A4BB006	44	F026B2BD006	46	F026B2FA006
120	F02664FD012	29	F026A2CA012	29	F026A4BB012	44	F026B2BD012	46	F026B2FA012
120	F02664FD018	29	F026A2CA018	29	F026A4BB018	44	F026B2BD018	46	F026B2FA018
120	F02664FD030	29	F026A2CA030	29	F026A4BB030	44	F026B2BD030	46	F026B2FA030
120	F02664FD033	29	F026A2CA033	29	F026A4BB033	44	F026B2BD033	46	F026B2FA033
121	F02664GA001	29	F026A2CB001	29	F026A4BD001	45	F026B2CA001	46	F026B2FB001
121	F02664GA006	29	F026A2CB006	29	F026A4BD006	45	F026B2CA006	46	F026B2FB006
121	F02664GA012	29	F026A2CB012	29	F026A4BD012	45	F026B2CA012	46	F026B2FB012
121	F02664GA018	29	F026A2CB018	29	F026A4BD018	45	F026B2CA018	46	F026B2FB018
121	F02664GA030	29	F026A2CB030	29	F026A4BD030	45	F026B2CA030	46	F026B2FB030
121	F02664GA033	29	F026A2CB033	29	F026A4BD033	45	F026B2CA033	46	F026B2FB033
121	F02664GB001	29	F026A2CD001	29	F026A4CA001	45	F026B2CB001	46	F026B2FD001
121	F02664GB006	29	F026A2CD006	29	F026A4CA006	45	F026B2CB006	46	F026B2FD006
121	F02664GB012	29	F026A2CD012	29	F026A4CA012	45	F026B2CB012	46	F026B2FD012
121	F02664GB018	29	F026A2CD018	29	F026A4CA018	45	F026B2CB018	46	F026B2FD018
121	F02664GB030	29	F026A2CD030	29	F026A4CA030	45	F026B2CB030	46	F026B2FD030
121	F02664GB033	29	F026A2CD033	29	F026A4CA033	45	F026B2CB033	46	F026B2FD033
121	F02664GD001	29	F026A3BA001	29	F026A4CB001	45	F026B2CD001	46	F026B2GA001
121	F02664GD006	29	F026A3BA006	29	F026A4CB006	45	F026B2CD006	46	F026B2GA006
121	F02664GD012	29	F026A3BA012	29	F026A4CB012	45	F026B2CD012	46	F026B2GA012
121	F02664GD018	29	F026A3BA018	29	F026A4CB018	45	F026B2CD018	46	F026B2GA018
121	F02664GD030	29	F026A3BA030	29	F026A4CB030	45	F026B2CD030	46	F026B2GA030
121	F02664GD033	29	F026A3BA033	29	F026A4CB033	45	F026B2CD033	46	F026B2GA033
121	F02664HA001	29	F026A3BB001	29	F026A4CD001	45	F026B2DA001	46	F026B2GB001
121	F02664HA006	29	F026A3BB006	29	F026A4CD006	45	F026B2DA006	46	F026B2GB006
121	F02664HA012	29	F026A3BB012	29	F026A4CD012	45	F026B2DA012	46	F026B2GB012
121	F02664HA018	29	F026A3BB018	29	F026A4CD018	45	F026B2DA018	46	F026B2GB018
121	F02664HA030	29	F026A3BB030	29	F026A4CD030	45	F026B2DA030	46	F026B2GB030

Page	Reference	Page	Reference	Page	Reference	Page	Reference	Page	Reference
46	F026B2GB033	44	F026B3BD033	46	F026B3FA033	44	F026B4AB033	45	F026B4DD033
46	F026B2GD001	45	F026B3CA001	46	F026B3FB001	44	F026B4AD001	45	F026B4EA001
46	F026B2GD006	45	F026B3CA006	46	F026B3FB006	44	F026B4AD006	45	F026B4EA006
46	F026B2GD012	45	F026B3CA012	46	F026B3FB012	44	F026B4AD012	45	F026B4EA012
46	F026B2GD018	45	F026B3CA018	46	F026B3FB018	44	F026B4AD018	45	F026B4EA018
46	F026B2GD030	45	F026B3CA030	46	F026B3FB030	44	F026B4AD030	45	F026B4EA030
46	F026B2GD033	45	F026B3CA033	46	F026B3FB033	44	F026B4AD033	45	F026B4EA033
46	F026B2HA001	45	F026B3CB001	46	F026B3FD001	44	F026B4BA001	45	F026B4EB001
46	F026B2HA006	45	F026B3CB006	46	F026B3FD006	44	F026B4BA006	45	F026B4EB006
46	F026B2HA012	45	F026B3CB012	46	F026B3FD012	44	F026B4BA012	45	F026B4EB012
46	F026B2HA018	45	F026B3CB018	46	F026B3FD018	44	F026B4BA018	45	F026B4EB018
46	F026B2HA030	45	F026B3CB030	46	F026B3FD030	44	F026B4BA030	45	F026B4EB030
46	F026B2HA033	45	F026B3CB033	46	F026B3FD033	44	F026B4BA033	45	F026B4EB033
46	F026B2HB001	45	F026B3CD001	46	F026B3GA001	44	F026B4BB001	45	F026B4ED001
46	F026B2HB006	45	F026B3CD006	46	F026B3GA006	44	F026B4BB006	45	F026B4ED006
46	F026B2HB012	45	F026B3CD012	46	F026B3GA012	44	F026B4BB012	45	F026B4ED012
46	F026B2HB018	45	F026B3CD018	46	F026B3GA018	44	F026B4BB018	45	F026B4ED018
46	F026B2HB030	45	F026B3CD030	46	F026B3GA030	44	F026B4BB030	45	F026B4ED030
46	F026B2HB033	45	F026B3CD033	46	F026B3GA033	44	F026B4BB033	45	F026B4ED033
46	F026B2HD001	45	F026B3DA001	46	F026B3GB001	44	F026B4BD001	46	F026B4FA001
46	F026B2HD006	45	F026B3DA006	46	F026B3GB006	44	F026B4BD006	46	F026B4FA006
46	F026B2HD012	45	F026B3DA012	46	F026B3GB012	44	F026B4BD012	46	F026B4FA012
46	F026B2HD018	45	F026B3DA018	46	F026B3GB018	44	F026B4BD018	46	F026B4FA018
46	F026B2HD030	45	F026B3DA030	46	F026B3GB030	44	F026B4BD030	46	F026B4FA030
46	F026B2HD033	45	F026B3DA033	46	F026B3GB033	44	F026B4BD033	46	F026B4FA033
44	F026B3AA001	45	F026B3DB001	46	F026B3GD001	45	F026B4CA001	46	F026B4FB001
44	F026B3AA006	45	F026B3DB006	46	F026B3GD006	45	F026B4CA006	46	F026B4FB006
44	F026B3AA012	45	F026B3DB012	46	F026B3GD012	45	F026B4CA012	46	F026B4FB012
44	F026B3AA018	45	F026B3DB018	46	F026B3GD018	45	F026B4CA018	46	F026B4FB018
44	F026B3AA030	45	F026B3DB030	46	F026B3GD030	45	F026B4CA030	46	F026B4FB030
44	F026B3AA033	45	F026B3DB033	46	F026B3GD033	45	F026B4CA033	46	F026B4FB033
44	F026B3AB001	45	F026B3DD001	46	F026B3HA001	45	F026B4CB001	46	F026B4FD001
44	F026B3AB006	45	F026B3DD006	46	F026B3HA006	45	F026B4CB006	46	F026B4FD006
44	F026B3AB012	45	F026B3DD012	46	F026B3HA012	45	F026B4CB012	46	F026B4FD012
44	F026B3AB018	45	F026B3DD018	46	F026B3HA018	45	F026B4CB018	46	F026B4FD018
44	F026B3AB030	45	F026B3DD030	46	F026B3HA030	45	F026B4CB030	46	F026B4FD030
44	F026B3AB033	45	F026B3DD033	46	F026B3HA033	45	F026B4CB033	46	F026B4FD033
44	F026B3AD001	45	F026B3EA001	46	F026B3HB001	45	F026B4CD001	46	F026B4GA001
44	F026B3AD006	45	F026B3EA006	46	F026B3HB006	45	F026B4CD006	46	F026B4GA006
44	F026B3AD012	45	F026B3EA012	46	F026B3HB012	45	F026B4CD012	46	F026B4GA012
44	F026B3AD018	45	F026B3EA018	46	F026B3HB018	45	F026B4CD018	46	F026B4GA018
44	F026B3AD030	45	F026B3EA030	46	F026B3HB030	45	F026B4CD030	46	F026B4GA030
44	F026B3AD033	45	F026B3EA033	46	F026B3HB033	45	F026B4CD033	46	F026B4GA033
44	F026B3BA001	45	F026B3EB001	46	F026B3HD001	45	F026B4DA001	46	F026B4GB001
44	F026B3BA006	45	F026B3EB006	46	F026B3HD006	45	F026B4DA006	46	F026B4GB006
44	F026B3BA012	45	F026B3EB012	46	F026B3HD012	45	F026B4DA012	46	F026B4GB012
44	F026B3BA018	45	F026B3EB018	46	F026B3HD018	45	F026B4DA018	46	F026B4GB018
44	F026B3BA030	45	F026B3EB030	46	F026B3HD030	45	F026B4DA030	46	F026B4GB030
44	F026B3BA033	45	F026B3EB033	46	F026B3HD033	45	F026B4DA033	46	F026B4GB033
44	F026B3BB001	45	F026B3ED001	44	F026B4AA001	45	F026B4DB001	46	F026B4GD001
44	F026B3BB006	45	F026B3ED006	44	F026B4AA006	45	F026B4DB006	46	F026B4GD006
44	F026B3BB012	45	F026B3ED012	44	F026B4AA012	45	F026B4DB012	46	F026B4GD012
44	F026B3BB018	45	F026B3ED018	44	F026B4AA018	45	F026B4DB018	46	F026B4GD018
44	F026B3BB030	45	F026B3ED030	44	F026B4AA030	45	F026B4DB030	46	F026B4GD030
44	F026B3BB033	45	F026B3ED033	44	F026B4AA033	45	F026B4DB033	46	F026B4GD033
44	F026B3BD001	46	F026B3FA001	44	F026B4AB001	45	F026B4DD001	46	F026B4HA001
44	F026B3BD006	46	F026B3FA006	44	F026B4AB006	45	F026B4DD006	46	F026B4HA006
44	F026B3BD012	46	F026B3FA012	44	F026B4AB012	45	F026B4DD012	46	F026B4HA012
44	F026B3BD018	46	F026B3FA018	44	F026B4AB018	45	F026B4DD018	46	F026B4HA018
44	F026B3BD030	46	F026B3FA030	44	F026B4AB030	45	F026B4DD030	46	F026B4HA030

Page	Reference	Page	Reference	Page	Reference	Page	Reference	Page	Reference
46	F026B4HA033	48	F026C2DB033	49	F026C2GD033	48	F026C3DA033	49	F026C3GB033
46	F026B4HB001	48	F026C2DD001	49	F026C2HA001	48	F026C3DB001	49	F026C3GD001
46	F026B4HB006	48	F026C2DD006	49	F026C2HA006	48	F026C3DB006	49	F026C3GD006
46	F026B4HB012	48	F026C2DD012	49	F026C2HA012	48	F026C3DB012	49	F026C3GD012
46	F026B4HB018	48	F026C2DD018	49	F026C2HA018	48	F026C3DB018	49	F026C3GD018
46	F026B4HB030	48	F026C2DD030	49	F026C2HA030	48	F026C3DB030	49	F026C3GD030
46	F026B4HB033	48	F026C2DD033	49	F026C2HA033	48	F026C3DB033	49	F026C3GD033
46	F026B4HD001	48	F026C2EA001	49	F026C2HB001	48	F026C3DD001	49	F026C3HA001
46	F026B4HD006	48	F026C2EA006	49	F026C2HB006	48	F026C3DD006	49	F026C3HA006
46	F026B4HD012	48	F026C2EA012	49	F026C2HB012	48	F026C3DD012	49	F026C3HA012
46	F026B4HD018	48	F026C2EA018	49	F026C2HB018	48	F026C3DD018	49	F026C3HA018
46	F026B4HD030	48	F026C2EA030	49	F026C2HB030	48	F026C3DD030	49	F026C3HA030
46	F026B4HD033	48	F026C2EA033	49	F026C2HB033	48	F026C3DD033	49	F026C3HA033
47	F026C2BA001	48	F026C2EB001	49	F026C2HD001	48	F026C3EA001	49	F026C3HB001
47	F026C2BA006	48	F026C2EB006	49	F026C2HD006	48	F026C3EA006	49	F026C3HB006
47	F026C2BA012	48	F026C2EB012	49	F026C2HD012	48	F026C3EA012	49	F026C3HB012
47	F026C2BA018	48	F026C2EB018	49	F026C2HD018	48	F026C3EA018	49	F026C3HB018
47	F026C2BA030	48	F026C2EB030	49	F026C2HD030	48	F026C3EA030	49	F026C3HB030
47	F026C2BA033	48	F026C2EB033	49	F026C2HD033	48	F026C3EA033	49	F026C3HB033
47	F026C2BB001	48	F026C2ED001	47	F026C3BA001	48	F026C3EB001	49	F026C3HD001
47	F026C2BB006	48	F026C2ED006	47	F026C3BA006	48	F026C3EB006	49	F026C3HD006
47	F026C2BB012	48	F026C2ED012	47	F026C3BA012	48	F026C3EB012	49	F026C3HD012
47	F026C2BB018	48	F026C2ED018	47	F026C3BA018	48	F026C3EB018	49	F026C3HD018
47	F026C2BB030	48	F026C2ED030	47	F026C3BA030	48	F026C3EB030	49	F026C3HD030
47	F026C2BB033	48	F026C2ED033	47	F026C3BA033	48	F026C3EB033	49	F026C3HD033
47	F026C2BD001	48	F026C2FA001	47	F026C3BB001	48	F026C3ED001	47	F026C4BA001
47	F026C2BD006	48	F026C2FA006	47	F026C3BB006	48	F026C3ED006	47	F026C4BA006
47	F026C2BD012	48	F026C2FA012	47	F026C3BB012	48	F026C3ED012	47	F026C4BA012
47	F026C2BD018	48	F026C2FA018	47	F026C3BB018	48	F026C3ED018	47	F026C4BA018
47	F026C2BD030	48	F026C2FA030	47	F026C3BB030	48	F026C3ED030	47	F026C4BA030
47	F026C2BD033	48	F026C2FA033	47	F026C3BB033	48	F026C3ED033	47	F026C4BA033
47	F026C2CA001	48	F026C2FB001	47	F026C3BD001	48	F026C3FA001	47	F026C4BB001
47	F026C2CA006	48	F026C2FB006	47	F026C3BD006	48	F026C3FA006	47	F026C4BB006
47	F026C2CA012	48	F026C2FB012	47	F026C3BD012	48	F026C3FA012	47	F026C4BB012
47	F026C2CA018	48	F026C2FB018	47	F026C3BD018	48	F026C3FA018	47	F026C4BB018
47	F026C2CA030	48	F026C2FB030	47	F026C3BD030	48	F026C3FA030	47	F026C4BB030
47	F026C2CA033	48	F026C2FB033	47	F026C3BD033	48	F026C3FA033	47	F026C4BB033
47	F026C2CB001	48	F026C2FD001	47	F026C3CA001	48	F026C3FB001	47	F026C4BD001
47	F026C2CB006	48	F026C2FD006	47	F026C3CA006	48	F026C3FB006	47	F026C4BD006
47	F026C2CB012	48	F026C2FD012	47	F026C3CA012	48	F026C3FB012	47	F026C4BD012
47	F026C2CB018	48	F026C2FD018	47	F026C3CA018	48	F026C3FB018	47	F026C4BD018
47	F026C2CB030	48	F026C2FD030	47	F026C3CA030	48	F026C3FB030	47	F026C4BD030
47	F026C2CB033	48	F026C2FD033	47	F026C3CA033	48	F026C3FB033	47	F026C4BD033
47	F026C2CD001	49	F026C2GA001	47	F026C3CB001	48	F026C3FD001	47	F026C4CA001
47	F026C2CD006	49	F026C2GA006	47	F026C3CB006	48	F026C3FD006	47	F026C4CA006
47	F026C2CD012	49	F026C2GA012	47	F026C3CB012	48	F026C3FD012	47	F026C4CA012
47	F026C2CD018	49	F026C2GA018	47	F026C3CB018	48	F026C3FD018	47	F026C4CA018
47	F026C2CD030	49	F026C2GA030	47	F026C3CB030	48	F026C3FD030	47	F026C4CA030
47	F026C2CD033	49	F026C2GA033	47	F026C3CB033	48	F026C3FD033	47	F026C4CA033
48	F026C2DA001	49	F026C2GB001	47	F026C3CD001	49	F026C3GA001	47	F026C4CB001
48	F026C2DA006	49	F026C2GB006	47	F026C3CD006	49	F026C3GA006	47	F026C4CB006
48	F026C2DA012	49	F026C2GB012	47	F026C3CD012	49	F026C3GA012	47	F026C4CB012
48	F026C2DA018	49	F026C2GB018	47	F026C3CD018	49	F026C3GA018	47	F026C4CB018
48	F026C2DA030	49	F026C2GB030	47	F026C3CD030	49	F026C3GA030	47	F026C4CB030
48	F026C2DA033	49	F026C2GB033	47	F026C3CD033	49	F026C3GA033	47	F026C4CB033
48	F026C2DB001	49	F026C2GD001	48	F026C3DA001	49	F026C3GB001	47	F026C4CD001
48	F026C2DB006	49	F026C2GD006	48	F026C3DA006	49	F026C3GB006	47	F026C4CD006
48	F026C2DB012	49	F026C2GD012	48	F026C3DA012	49	F026C3GB012	47	F026C4CD012
48	F026C2DB018	49	F026C2GD018	48	F026C3DA018	49	F026C3GB018	47	F026C4CD018
48	F026C2DB030	49	F026C2GD030	48	F026C3DA030	49	F026C3GB030	47	F026C4CD030

Page	Reference	Page	Reference	Page	Reference	Page	Reference	Page	Reference
47	F026C4CD033	49	F026C4GA033	34	F026D2BB033	35	F026D2ED033	34	F026D3AA033
48	F026C4DA001	49	F026C4GB001	34	F026D2BD001	36	F026D2FA001	34	F026D3AB001
48	F026C4DA006	49	F026C4GB006	34	F026D2BD006	36	F026D2FA006	34	F026D3AB006
48	F026C4DA012	49	F026C4GB012	34	F026D2BD012	36	F026D2FA012	34	F026D3AB012
48	F026C4DA018	49	F026C4GB018	34	F026D2BD018	36	F026D2FA018	34	F026D3AB018
48	F026C4DA030	49	F026C4GB030	34	F026D2BD030	36	F026D2FA030	34	F026D3AB030
48	F026C4DA033	49	F026C4GB033	34	F026D2BD033	36	F026D2FA033	34	F026D3AB033
48	F026C4DB001	49	F026C4GD001	35	F026D2CA001	36	F026D2FB001	34	F026D3AD001
48	F026C4DB006	49	F026C4GD006	35	F026D2CA006	36	F026D2FB006	34	F026D3AD006
48	F026C4DB012	49	F026C4GD012	35	F026D2CA012	36	F026D2FB012	34	F026D3AD012
48	F026C4DB018	49	F026C4GD018	35	F026D2CA018	36	F026D2FB018	34	F026D3AD018
48	F026C4DB030	49	F026C4GD030	35	F026D2CA030	36	F026D2FB030	34	F026D3AD030
48	F026C4DB033	49	F026C4GD033	35	F026D2CA033	36	F026D2FB033	34	F026D3AD033
48	F026C4DD001	49	F026C4HA001	35	F026D2CB001	36	F026D2FD001	34	F026D3BA001
48	F026C4DD006	49	F026C4HA006	35	F026D2CB006	36	F026D2FD006	34	F026D3BA006
48	F026C4DD012	49	F026C4HA012	35	F026D2CB012	36	F026D2FD012	34	F026D3BA012
48	F026C4DD018	49	F026C4HA018	35	F026D2CB018	36	F026D2FD018	34	F026D3BA018
48	F026C4DD030	49	F026C4HA030	35	F026D2CB030	36	F026D2FD030	34	F026D3BA030
48	F026C4DD033	49	F026C4HA033	35	F026D2CB033	36	F026D2FD033	34	F026D3BA033
48	F026C4EA001	49	F026C4HB001	35	F026D2CD001	36	F026D2GA001	34	F026D3BB001
48	F026C4EA006	49	F026C4HB006	35	F026D2CD006	36	F026D2GA006	34	F026D3BB006
48	F026C4EA012	49	F026C4HB012	35	F026D2CD012	36	F026D2GA012	34	F026D3BB012
48	F026C4EA018	49	F026C4HB018	35	F026D2CD018	36	F026D2GA018	34	F026D3BB018
48	F026C4EA030	49	F026C4HB030	35	F026D2CD030	36	F026D2GA030	34	F026D3BB030
48	F026C4EA033	49	F026C4HB033	35	F026D2CD033	36	F026D2GA033	34	F026D3BB033
48	F026C4EB001	49	F026C4HD001	35	F026D2DA001	36	F026D2GB001	34	F026D3BD001
48	F026C4EB006	49	F026C4HD006	35	F026D2DA006	36	F026D2GB006	34	F026D3BD006
48	F026C4EB012	49	F026C4HD012	35	F026D2DA012	36	F026D2GB012	34	F026D3BD012
48	F026C4EB018	49	F026C4HD018	35	F026D2DA018	36	F026D2GB018	34	F026D3BD018
48	F026C4EB030	49	F026C4HD030	35	F026D2DA030	36	F026D2GB030	34	F026D3BD030
48	F026C4EB033	49	F026C4HD033	35	F026D2DA033	36	F026D2GB033	34	F026D3BD033
48	F026C4ED001	34	F026D2AA001	35	F026D2DB001	36	F026D2GD001	35	F026D3CA001
48	F026C4ED006	34	F026D2AA006	35	F026D2DB006	36	F026D2GD006	35	F026D3CA006
48	F026C4ED012	34	F026D2AA012	35	F026D2DB012	36	F026D2GD012	35	F026D3CA012
48	F026C4ED018	34	F026D2AA018	35	F026D2DB018	36	F026D2GD018	35	F026D3CA018
48	F026C4ED030	34	F026D2AA030	35	F026D2DB030	36	F026D2GD030	35	F026D3CA030
48	F026C4ED033	34	F026D2AA033	35	F026D2DB033	36	F026D2GD033	35	F026D3CA033
48	F026C4FA001	34	F026D2AB001	35	F026D2DD001	36	F026D2HA001	35	F026D3CB001
48	F026C4FA006	34	F026D2AB006	35	F026D2DD006	36	F026D2HA006	35	F026D3CB006
48	F026C4FA012	34	F026D2AB012	35	F026D2DD012	36	F026D2HA012	35	F026D3CB012
48	F026C4FA018	34	F026D2AB018	35	F026D2DD018	36	F026D2HA018	35	F026D3CB018
48	F026C4FA030	34	F026D2AB030	35	F026D2DD030	36	F026D2HA030	35	F026D3CB030
48	F026C4FA033	34	F026D2AB033	35	F026D2DD033	36	F026D2HA033	35	F026D3CB033
48	F026C4FB001	34	F026D2AD001	35	F026D2EA001	36	F026D2HB001	35	F026D3CD001
48	F026C4FB006	34	F026D2AD006	35	F026D2EA006	36	F026D2HB006	35	F026D3CD006
48	F026C4FB012	34	F026D2AD012	35	F026D2EA012	36	F026D2HB012	35	F026D3CD012
48	F026C4FB018	34	F026D2AD018	35	F026D2EA018	36	F026D2HB018	35	F026D3CD018
48	F026C4FB030	34	F026D2AD030	35	F026D2EA030	36	F026D2HB030	35	F026D3CD030
48	F026C4FB033	34	F026D2AD033	35	F026D2EA033	36	F026D2HB033	35	F026D3CD033
48	F026C4FD001	34	F026D2BA001	35	F026D2EB001	36	F026D2HD001	35	F026D3DA001
48	F026C4FD006	34	F026D2BA006	35	F026D2EB006	36	F026D2HD006	35	F026D3DA006
48	F026C4FD012	34	F026D2BA012	35	F026D2EB012	36	F026D2HD012	35	F026D3DA012
48	F026C4FD018	34	F026D2BA018	35	F026D2EB018	36	F026D2HD018	35	F026D3DA018
48	F026C4FD030	34	F026D2BA030	35	F026D2EB030	36	F026D2HD030	35	F026D3DA030
48	F026C4FD033	34	F026D2BA033	35	F026D2EB033	36	F026D2HD033	35	F026D3DA033
49	F026C4GA001	34	F026D2BB001	35	F026D2ED001	34	F026D3AA001	35	F026D3DB001
49	F026C4GA006	34	F026D2BB006	35	F026D2ED006	34	F026D3AA006	35	F026D3DB006
49	F026C4GA012	34	F026D2BB012	35	F026D2ED012	34	F026D3AA012	35	F026D3DB012
49	F026C4GA018	34	F026D2BB018	35	F026D2ED018	34	F026D3AA018	35	F026D3DB018
49	F026C4GA030	34	F026D2BB030	35	F026D2ED030	34	F026D3AA030	35	F026D3DB030

Page	Reference	Page	Reference	Page	Reference	Page	Reference	Page	Reference
35	F026D3DB033	36	F026D3GD033	35	F026D4CA033	36	F026D4FB033	37	F026E2BD033
35	F026D3DD001	36	F026D3HA001	35	F026D4CB001	36	F026D4FD001	37	F026E2CA001
35	F026D3DD006	36	F026D3HA006	35	F026D4CB006	36	F026D4FD006	37	F026E2CA006
35	F026D3DD012	36	F026D3HA012	35	F026D4CB012	36	F026D4FD012	37	F026E2CA012
35	F026D3DD018	36	F026D3HA018	35	F026D4CB018	36	F026D4FD018	37	F026E2CA018
35	F026D3DD030	36	F026D3HA030	35	F026D4CB030	36	F026D4FD030	37	F026E2CA030
35	F026D3DD033	36	F026D3HA033	35	F026D4CB033	36	F026D4FD033	37	F026E2CA033
35	F026D3EA001	36	F026D3HB001	35	F026D4CD001	36	F026D4GA001	37	F026E2CB001
35	F026D3EA006	36	F026D3HB006	35	F026D4CD006	36	F026D4GA006	37	F026E2CB006
35	F026D3EA012	36	F026D3HB012	35	F026D4CD012	36	F026D4GA012	37	F026E2CB012
35	F026D3EA018	36	F026D3HB018	35	F026D4CD018	36	F026D4GA018	37	F026E2CB018
35	F026D3EA030	36	F026D3HB030	35	F026D4CD030	36	F026D4GA030	37	F026E2CB030
35	F026D3EA033	36	F026D3HB033	35	F026D4CD033	36	F026D4GA033	37	F026E2CB033
35	F026D3EB001	36	F026D3HD001	35	F026D4DA001	36	F026D4GB001	37	F026E2CD001
35	F026D3EB006	36	F026D3HD006	35	F026D4DA006	36	F026D4GB006	37	F026E2CD006
35	F026D3EB012	36	F026D3HD012	35	F026D4DA012	36	F026D4GB012	37	F026E2CD012
35	F026D3EB018	36	F026D3HD018	35	F026D4DA018	36	F026D4GB018	37	F026E2CD018
35	F026D3EB030	36	F026D3HD030	35	F026D4DA030	36	F026D4GB030	37	F026E2CD030
35	F026D3EB033	36	F026D3HD033	35	F026D4DA033	36	F026D4GB033	37	F026E2CD033
35	F026D3ED001	34	F026D4AA001	35	F026D4DB001	36	F026D4GD001	38	F026E2DA001
35	F026D3ED006	34	F026D4AA006	35	F026D4DB006	36	F026D4GD006	38	F026E2DA006
35	F026D3ED012	34	F026D4AA012	35	F026D4DB012	36	F026D4GD012	38	F026E2DA012
35	F026D3ED018	34	F026D4AA018	35	F026D4DB018	36	F026D4GD018	38	F026E2DA018
35	F026D3ED030	34	F026D4AA030	35	F026D4DB030	36	F026D4GD030	38	F026E2DA030
35	F026D3ED033	34	F026D4AA033	35	F026D4DB033	36	F026D4GD033	38	F026E2DA033
36	F026D3FA001	34	F026D4AB001	35	F026D4DD001	36	F026D4HA001	38	F026E2DB001
36	F026D3FA006	34	F026D4AB006	35	F026D4DD006	36	F026D4HA006	38	F026E2DB006
36	F026D3FA012	34	F026D4AB012	35	F026D4DD012	36	F026D4HA012	38	F026E2DB012
36	F026D3FA018	34	F026D4AB018	35	F026D4DD018	36	F026D4HA018	38	F026E2DB018
36	F026D3FA030	34	F026D4AB030	35	F026D4DD030	36	F026D4HA030	38	F026E2DB030
36	F026D3FA033	34	F026D4AB033	35	F026D4DD033	36	F026D4HA033	38	F026E2DB033
36	F026D3FB001	34	F026D4AD001	35	F026D4EA001	36	F026D4HB001	38	F026E2DD001
36	F026D3FB006	34	F026D4AD006	35	F026D4EA006	36	F026D4HB006	38	F026E2DD006
36	F026D3FB012	34	F026D4AD012	35	F026D4EA012	36	F026D4HB012	38	F026E2DD012
36	F026D3FB018	34	F026D4AD018	35	F026D4EA018	36	F026D4HB018	38	F026E2DD018
36	F026D3FB030	34	F026D4AD030	35	F026D4EA030	36	F026D4HB030	38	F026E2DD030
36	F026D3FB033	34	F026D4AD033	35	F026D4EA033	36	F026D4HB033	38	F026E2DD033

Page	Reference	Page	Reference	Page	Reference	Page	Reference	Page	Reference
38	F026E2FA033	37	F026E3BB033	38	F026E3ED033	37	F026E4BA033	38	F026E4EB033
38	F026E2FB001	37	F026E3BD001	38	F026E3FA001	37	F026E4BB001	38	F026E4ED001
38	F026E2FB006	37	F026E3BD006	38	F026E3FA006	37	F026E4BB006	38	F026E4ED006
38	F026E2FB012	37	F026E3BD012	38	F026E3FA012	37	F026E4BB012	38	F026E4ED012
38	F026E2FB018	37	F026E3BD018	38	F026E3FA018	37	F026E4BB018	38	F026E4ED018
38	F026E2FB030	37	F026E3BD030	38	F026E3FA030	37	F026E4BB030	38	F026E4ED030
38	F026E2FB033	37	F026E3BD033	38	F026E3FA033	37	F026E4BB033	38	F026E4ED033
38	F026E2FD001	37	F026E3CA001	38	F026E3FB001	37	F026E4BD001	38	F026E4FA001
38	F026E2FD006	37	F026E3CA006	38	F026E3FB006	37	F026E4BD006	38	F026E4FA006
38	F026E2FD012	37	F026E3CA012	38	F026E3FB012	37	F026E4BD012	38	F026E4FA012
38	F026E2FD018	37	F026E3CA018	38	F026E3FB018	37	F026E4BD018	38	F026E4FA018
38	F026E2FD030	37	F026E3CA030	38	F026E3FB030	37	F026E4BD030	38	F026E4FA030
38	F026E2FD033	37	F026E3CA033	38	F026E3FB033	37	F026E4BD033	38	F026E4FA033
39	F026E2GA001	37	F026E3CB001	38	F026E3FD001	37	F026E4CA001	38	F026E4FB001
39	F026E2GA006	37	F026E3CB006	38	F026E3FD006	37	F026E4CA006	38	F026E4FB006
39	F026E2GA012	37	F026E3CB012	38	F026E3FD012	37	F026E4CA012	38	F026E4FB012
39	F026E2GA018	37	F026E3CB018	38	F026E3FD018	37	F026E4CA018	38	F026E4FB018
39	F026E2GA030	37	F026E3CB030	38	F026E3FD030	37	F026E4CA030	38	F026E4FB030
39	F026E2GA033	37	F026E3CB033	38	F026E3FD033	37	F026E4CA033	38	F026E4FB033
39	F026E2GB001	37	F026E3CD001	39	F026E3GA001	37	F026E4CB001	38	F026E4FD001
39	F026E2GB006	37	F026E3CD006	39	F026E3GA006	37	F026E4CB006	38	F026E4FD006
39	F026E2GB012	37	F026E3CD012	39	F026E3GA012	37	F026E4CB012	38	F026E4FD012
39	F026E2GB018	37	F026E3CD018	39	F026E3GA018	37	F026E4CB018	38	F026E4FD018
39	F026E2GB030	37	F026E3CD030	39	F026E3GA030	37	F026E4CB030	38	F026E4FD030
39	F026E2GB033	37	F026E3CD033	39	F026E3GA033	37	F026E4CB033	38	F026E4FD033
39	F026E2GD001	38	F026E3DA001	39	F026E3GB001	37	F026E4CD001	39	F026E4GA001
39	F026E2GD006	38	F026E3DA006	39	F026E3GB006	37	F026E4CD006	39	F026E4GA006
39	F026E2GD012	38	F026E3DA012	39	F026E3GB012	37	F026E4CD012	39	F026E4GA012
39	F026E2GD018	38	F026E3DA018	39	F026E3GB018	37	F026E4CD018	39	F026E4GA018
39	F026E2GD030	38	F026E3DA030	39	F026E3GB030	37	F026E4CD030	39	F026E4GA030
39	F026E2GD033	38	F026E3DA033	39	F026E3GB033	37	F026E4CD033	39	F026E4GA033
39	F026E2HA001	38	F026E3DB001	39	F026E3GD001	38	F026E4DA001	39	F026E4GB001
39	F026E2HA006	38	F026E3DB006	39	F026E3GD006	38	F026E4DA006	39	F026E4GB006
39	F026E2HA012	38	F026E3DB012	39	F026E3GD012	38	F026E4DA012	39	F026E4GB012
39	F026E2HA018	38	F026E3DB018	39	F026E3GD018	38	F026E4DA018	39	F026E4GB018
39	F026E2HA030	38	F026E3DB030	39	F026E3GD030	38	F026E4DA030	39	F026E4GB030
39	F026E2HA033	38	F026E3DB033	39	F026E3GD033	38	F026E4DA033	39	F026E4GB033
39	F026E2HB001	38	F026E3DD001	39	F026E3HA001	38	F026E4DB001	39	F026E4GD001
39	F026E2HB006	38	F026E3DD006	39	F026E3HA006	38	F026E4DB006	39	F026E4GD006
39	F026E2HB012	38	F026E3DD012	39	F026E3HA012	38	F026E4DB012	39	F026E4GD012
39	F026E2HB018	38	F026E3DD018	39	F026E3HA018	38	F026E4DB018	39	F026E4GD018
39	F026E2HB030	38	F026E3DD030	39	F026E3HA030	38	F026E4DB030	39	F026E4GD030
39	F026E2HB033	38	F026E3DD033	39	F026E3HA033	38	F026E4DB033	39	F026E4GD033
39	F026E2HD001	38	F026E3EA001	39	F026E3HB001	38	F026E4DD001	39	F026E4HA001
39	F026E2HD006	38	F026E3EA006	39	F026E3HB006	38	F026E4DD006	39	F026E4HA006
39	F026E2HD012	38	F026E3EA012	39	F026E3HB012	38	F026E4DD012	39	F026E4HA012
39	F026E2HD018	38	F026E3EA018	39	F026E3HB018	38	F026E4DD018	39	F026E4HA018
39	F026E2HD030	38	F026E3EA030	39	F026E3HB030	38	F026E4DD030	39	F026E4HA030
39	F026E2HD033	38	F026E3EA033	39	F026E3HB033	38	F026E4DD033	39	F026E4HA033
37	F026E3BA001	38	F026E3EB001	39	F026E3HD001	38	F026E4EA001	39	F026E4HB001
37	F026E3BA006	38	F026E3EB006	39	F026E3HD006	38	F026E4EA006	39	F026E4HB006
37	F026E3BA012	38	F026E3EB012	39	F026E3HD012	38	F026E4EA012	39	F026E4HB012
37	F026E3BA018	38	F026E3EB018	39	F026E3HD018	38	F026E4EA018	39	F026E4HB018
37	F026E3BA030	38	F026E3EB030	39	F026E3HD030	38	F026E4EA030	39	F026E4HB030
37	F026E3BA033	38	F026E3EB033	39	F026E3HD033	38	F026E4EA033	39	F026E4HB033
37	F026E3BB001	38	F026E3ED001	37	F026E4BA001	38	F026E4EB001	39	F026E4HD001
37	F026E3BB006	38	F026E3ED006	37	F026E4BA006	38	F026E4EB006	39	F026E4HD006
37	F026E3BB012	38	F026E3ED012	37	F026E4BA012	38	F026E4EB012	39	F026E4HD012
37	F026E3BB018	38	F026E3ED018	37	F026E4BA018	38	F026E4EB018	39	F026E4HD018
37	F026E3BB030	38	F026E3ED030	37	F026E4BA030	38	F026E4EB030	39	F026E4HD030

Page	Reference	Page	Reference	Page	Reference	Page	Reference	Page	Reference
39	F026E4HD033	53	F026F3CA033	72	F026G2AB033	73	F026G2DD033	74	F026G2HA033
53	F026F2BA001	53	F026F3CB001	72	F026G2AD001	73	F026G2EA001	74	F026G2HB001
53	F026F2BA006	53	F026F3CB006	72	F026G2AD006	73	F026G2EA006	74	F026G2HB006
53	F026F2BA012	53	F026F3CB012	72	F026G2AD012	73	F026G2EA012	74	F026G2HB012
53	F026F2BA018	53	F026F3CB018	72	F026G2AD018	73	F026G2EA018	74	F026G2HB018
53	F026F2BA030	53	F026F3CB030	72	F026G2AD030	73	F026G2EA030	74	F026G2HB030
53	F026F2BA033	53	F026F3CB033	72	F026G2AD033	73	F026G2EA033	74	F026G2HB033
53	F026F2BB001	53	F026F3CD001	72	F026G2BA001	73	F026G2EB001	74	F026G2HD001
53	F026F2BB006	53	F026F3CD006	72	F026G2BA006	73	F026G2EB006	74	F026G2HD006
53	F026F2BB012	53	F026F3CD012	72	F026G2BA012	73	F026G2EB012	74	F026G2HD012
53	F026F2BB018	53	F026F3CD018	72	F026G2BA018	73	F026G2EB018	74	F026G2HD018
53	F026F2BB030	53	F026F3CD030	72	F026G2BA030	73	F026G2EB030	74	F026G2HD030
53	F026F2BB033	53	F026F3CD033	72	F026G2BA033	73	F026G2EB033	74	F026G2HD033
53	F026F2BD001	53	F026F4BA001	72	F026G2BB001	73	F026G2ED001	72	F026G3AA001
53	F026F2BD006	53	F026F4BA006	72	F026G2BB006	73	F026G2ED006	72	F026G3AA006
53	F026F2BD012	53	F026F4BA012	72	F026G2BB012	73	F026G2ED012	72	F026G3AA012
53	F026F2BD018	53	F026F4BA018	72	F026G2BB018	73	F026G2ED018	72	F026G3AA018
53	F026F2BD030	53	F026F4BA030	72	F026G2BB030	73	F026G2ED030	72	F026G3AA030
53	F026F2BD033	53	F026F4BA033	72	F026G2BB033	73	F026G2ED033	72	F026G3AA033
53	F026F2CA001	53	F026F4BB001	72	F026G2BD001	74	F026G2FA001	72	F026G3AB001
53	F026F2CA006	53	F026F4BB006	72	F026G2BD006	74	F026G2FA006	72	F026G3AB006
53	F026F2CA012	53	F026F4BB012	72	F026G2BD012	74	F026G2FA012	72	F026G3AB012
53	F026F2CA018	53	F026F4BB018	72	F026G2BD018	74	F026G2FA018	72	F026G3AB018
53	F026F2CA030	53	F026F4BB030	72	F026G2BD030	74	F026G2FA030	72	F026G3AB030
53	F026F2CA033	53	F026F4BB033	72	F026G2BD033	74	F026G2FA033	72	F026G3AB033
53	F026F2CB001	53	F026F4BD001	73	F026G2CA001	74	F026G2FB001	72	F026G3AD001
53	F026F2CB006	53	F026F4BD006	73	F026G2CA006	74	F026G2FB006	72	F026G3AD006
53	F026F2CB012	53	F026F4BD012	73	F026G2CA012	74	F026G2FB012	72	F026G3AD012
53	F026F2CB018	53	F026F4BD018	73	F026G2CA018	74	F026G2FB018	72	F026G3AD018
53	F026F2CB030	53	F026F4BD030	73	F026G2CA030	74	F026G2FB030	72	F026G3AD030
53	F026F2CB033	53	F026F4BD033	73	F026G2CA033	74	F026G2FB033	72	F026G3AD033
53	F026F2CD001	53	F026F4CA001	73	F026G2CB001	74	F026G2FD001	72	F026G3BA001
53	F026F2CD006	53	F026F4CA006	73	F026G2CB006	74	F026G2FD006	72	F026G3BA006
53	F026F2CD012	53	F026F4CA012	73	F026G2CB012	74	F026G2FD012	72	F026G3BA012
53	F026F2CD018	53	F026F4CA018	73	F026G2CB018	74	F026G2FD018	72	F026G3BA018
53	F026F2CD030	53	F026F4CA030	73	F026G2CB030	74	F026G2FD030	72	F026G3BA030
53	F026F2CD033	53	F026F4CA033	73	F026G2CB033	74	F026G2FD033	72	F026G3BA033
53	F026F3BA001	53	F026F4CB001	73	F026G2CD001	74	F026G2GA001	72	F026G3BB001
53	F026F3BA006	53	F026F4CB006	73	F026G2CD006	74	F026G2GA006	72	F026G3BB006
53	F026F3BA012	53	F026F4CB012	73	F026G2CD012	74	F026G2GA012	72	F026G3BB012
53	F026F3BA018	53	F026F4CB018	73	F026G2CD018	74	F026G2GA018	72	F026G3BB018
53	F026F3BA030	53	F026F4CB030	73	F026G2CD030	74	F026G2GA030	72	F026G3BB030
53	F026F3BA033	53	F026F4CB033	73	F026G2CD033	74	F026G2GA033	72	F026G3BB033
53	F026F3BB001	53	F026F4CD001	73	F026G2DA001	74	F026G2GB001	72	F026G3BD001
53	F026F3BB006	53	F026F4CD006	73	F026G2DA006	74	F026G2GB006	72	F026G3BD006
53	F026F3BB012	53	F026F4CD012	73	F026G2DA012	74	F026G2GB012	72	F026G3BD012
53	F026F3BB018	53	F026F4CD018	73	F026G2DA018	74	F026G2GB018	72	F026G3BD018
53	F026F3BB030	53	F026F4CD030	73	F026G2DA030	74	F026G2GB030	72	F026G3BD030
53	F026F3BB033	53	F026F4CD033	73	F026G2DA033	74	F026G2GB033	72	F026G3BD033
53	F026F3BD001	72	F026G2AA001	73	F026G2DB001	74	F026G2GD001	73	F026G3CA001
53	F026F3BD006	72	F026G2AA006	73	F026G2DB006	74	F026G2GD006	73	F026G3CA006
53	F026F3BD012	72	F026G2AA012	73	F026G2DB012	74	F026G2GD012	73	F026G3CA012
53	F026F3BD018	72	F026G2AA018	73	F026G2DB018	74	F026G2GD018	73	F026G3CA018
53	F026F3BD030	72	F026G2AA030	73	F026G2DB030	74	F026G2GD030	73	F026G3CA030
53	F026F3BD033	72	F026G2AA033	73	F026G2DB033	74	F026G2GD033	73	F026G3CA033
53	F026F3CA001	72	F026G2AB001	73	F026G2DD001	74	F026G2HA001	73	F026G3CB001
53	F026F3CA006	72	F026G2AB006	73	F026G2DD006	74	F026G2HA006	73	F026G3CB006
53	F026F3CA012	72	F026G2AB012	73	F026G2DD012	74	F026G2HA012	73	F026G3CB012
53	F026F3CA018	72	F026G2AB018	73	F026G2DD018	74	F026G2HA018	73	F026G3CB018
53	F026F3CA030	72	F026G2AB030	73	F026G2DD030	74	F026G2HA030	73	F026G3CB030

Page	Reference	Page	Reference	Page	Reference	Page	Reference	Page	Reference
73	F026G3CB033	74	F026G3FD033	72	F026G4BA033	73	F026G4EB033	74	F026G4HD033
73	F026G3CD001	74	F026G3GA001	72	F026G4BB001	73	F026G4ED001	75	F026H2BA001
73	F026G3CD006	74	F026G3GA006	72	F026G4BB006	73	F026G4ED006	75	F026H2BA006
73	F026G3CD012	74	F026G3GA012	72	F026G4BB012	73	F026G4ED012	75	F026H2BA012
73	F026G3CD018	74	F026G3GA018	72	F026G4BB018	73	F026G4ED018	75	F026H2BA018
73	F026G3CD030	74	F026G3GA030	72	F026G4BB030	73	F026G4ED030	75	F026H2BA030
73	F026G3CD033	74	F026G3GA033	72	F026G4BB033	73	F026G4ED033	75	F026H2BA033
73	F026G3DA001	74	F026G3GB001	72	F026G4BD001	74	F026G4FA001	75	F026H2BB001
73	F026G3DA006	74	F026G3GB006	72	F026G4BD006	74	F026G4FA006	75	F026H2BB006
73	F026G3DA012	74	F026G3GB012	72	F026G4BD012	74	F026G4FA012	75	F026H2BB012
73	F026G3DA018	74	F026G3GB018	72	F026G4BD018	74	F026G4FA018	75	F026H2BB018
73	F026G3DA030	74	F026G3GB030	72	F026G4BD030	74	F026G4FA030	75	F026H2BB030
73	F026G3DA033	74	F026G3GB033	72	F026G4BD033	74	F026G4FA033	75	F026H2BB033
73	F026G3DB001	74	F026G3GD001	73	F026G4CA001	74	F026G4FB001	75	F026H2BD001
73	F026G3DB006	74	F026G3GD006	73	F026G4CA006	74	F026G4FB006	75	F026H2BD006
73	F026G3DB012	74	F026G3GD012	73	F026G4CA012	74	F026G4FB012	75	F026H2BD012
73	F026G3DB018	74	F026G3GD018	73	F026G4CA018	74	F026G4FB018	75	F026H2BD018
73	F026G3DB030	74	F026G3GD030	73	F026G4CA030	74	F026G4FB030	75	F026H2BD030
73	F026G3DB033	74	F026G3GD033	73	F026G4CA033	74	F026G4FB033	75	F026H2BD033
73	F026G3DD001	74	F026G3HA001	73	F026G4CB001	74	F026G4FD001	75	F026H2CA001
73	F026G3DD006	74	F026G3HA006	73	F026G4CB006	74	F026G4FD006	75	F026H2CA006
73	F026G3DD012	74	F026G3HA012	73	F026G4CB012	74	F026G4FD012	75	F026H2CA012
73	F026G3DD018	74	F026G3HA018	73	F026G4CB018	74	F026G4FD018	75	F026H2CA018
73	F026G3DD030	74	F026G3HA030	73	F026G4CB030	74	F026G4FD030	75	F026H2CA030
73	F026G3DD033	74	F026G3HA033	73	F026G4CB033	74	F026G4FD033	75	F026H2CA033
73	F026G3EA001	74	F026G3HB001	73	F026G4CD001	74	F026G4GA001	75	F026H2CB001
73	F026G3EA006	74	F026G3HB006	73	F026G4CD006	74	F026G4GA006	75	F026H2CB006
73	F026G3EA012	74	F026G3HB012	73	F026G4CD012	74	F026G4GA012	75	F026H2CB012
73	F026G3EA018	74	F026G3HB018	73	F026G4CD018	74	F026G4GA018	75	F026H2CB018
73	F026G3EA030	74	F026G3HB030	73	F026G4CD030	74	F026G4GA030	75	F026H2CB030
73	F026G3EA033	74	F026G3HB033	73	F026G4CD033	74	F026G4GA033	75	F026H2CB033
73	F026G3EB001	74	F026G3HD001	73	F026G4DA001	74	F026G4GB001	75	F026H2CD001
73	F026G3EB006	74	F026G3HD006	73	F026G4DA006	74	F026G4GB006	75	F026H2CD006
73	F026G3EB012	74	F026G3HD012	73	F026G4DA012	74	F026G4GB012	75	F026H2CD012
73	F026G3EB018	74	F026G3HD018	73	F026G4DA018	74	F026G4GB018	75	F026H2CD018
73	F026G3EB030	74	F026G3HD030	73	F026G4DA030	74	F026G4GB030	75	F026H2CD030
73	F026G3EB033	74	F026G3HD033	73	F026G4DA033	74	F026G4GB033	75	F026H2CD033
73	F026G3ED001	72	F026G4AA001	73	F026G4DB001	74	F026G4GD001	76	F026H2DA001
73	F026G3ED006	72	F026G4AA006	73	F026G4DB006	74	F026G4GD006	76	F026H2DA006
73	F026G3ED012	72	F026G4AA012	73	F026G4DB012	74	F026G4GD012	76	F026H2DA012
73	F026G3ED018	72	F026G4AA018	73	F026G4DB018	74	F026G4GD018	76	F026H2DA018
73	F026G3ED030	72	F026G4AA030	73	F026G4DB030	74	F026G4GD030	76	F026H2DA030
73	F026G3ED033	72	F026G4AA033	73	F026G4DB033	74	F026G4GD033	76	F026H2DA033
74	F026G3FA001	72	F026G4AB001	73	F026G4DD001	74	F026G4HA001	76	F026H2DB001
74	F026G3FA006	72	F026G4AB006	73	F026G4DD006	74	F026G4HA006	76	F026H2DB006
74	F026G3FA012	72	F026G4AB012	73	F026G4DD012	74	F026G4HA012	76	F026H2DB012
74	F026G3FA018	72	F026G4AB018	73	F026G4DD018	74	F026G4HA018	76	F026H2DB018
74	F026G3FA030	72	F026G4AB030	73	F026G4DD030	74	F026G4HA030	76	F026H2DB030
74	F026G3FA033	72	F026G4AB033	73	F026G4DD033	74	F026G4HA033	76	F026H2DB033
74	F026G3FB001	72	F026G4AD001	73	F026G4EA001	74	F026G4HB001	76	F026H2DD001
74	F026G3FB006	72	F026G4AD006	73	F026G4EA006	74	F026G4HB006	76	F026H2DD006
74	F026G3FB012	72	F026G4AD012	73	F026G4EA012	74	F026G4HB012	76	F026H2DD012
74	F026G3FB018	72	F026G4AD018	73	F026G4EA018	74	F026G4HB018	76	F026H2DD018
74	F026G3FB030	72	F026G4AD030	73	F026G4EA030	74	F026G4HB030	76	F026H2DD030
74	F026G3FB033	72	F026G4AD033	73	F026G4EA033	74	F026G4HB033	76	F026H2DD033
74	F026G3FD001	72	F026G4BA001	73	F026G4EB001	74	F026G4HD001	76	F026H2EA001
74	F026G3FD006	72	F026G4BA006	73	F026G4EB006	74	F026G4HD006	76	F026H2EA006
74	F026G3FD012	72	F026G4BA012	73	F026G4EB012	74	F026G4HD012	76	F026H2EA012
74	F026G3FD018	72	F026G4BA018	73	F026G4EB018	74	F026G4HD018	76	F026H2EA018
74	F026G3FD030	72	F026G4BA030	73	F026G4EB030	74	F026G4HD030	76	F026H2EA030

Page	Reference	Page	Reference	Page	Reference	Page	Reference	Page	Reference
77	F026H4GD033	59	F026L2CA033	60	F026L2FB033	58	F026L3AD033	59	F026L3EA033
77	F026H4HA001	59	F026L2CB001	60	F026L2FD001	58	F026L3BA001	59	F026L3EB001
77	F026H4HA006	59	F026L2CB006	60	F026L2FD006	58	F026L3BA006	59	F026L3EB006
77	F026H4HA012	59	F026L2CB012	60	F026L2FD012	58	F026L3BA012	59	F026L3EB012
77	F026H4HA018	59	F026L2CB018	60	F026L2FD018	58	F026L3BA018	59	F026L3EB018
77	F026H4HA030	59	F026L2CB030	60	F026L2FD030	58	F026L3BA030	59	F026L3EB030
77	F026H4HA033	59	F026L2CB033	60	F026L2FD033	58	F026L3BA033	59	F026L3EB033
77	F026H4HB001	59	F026L2CD001	60	F026L2GA001	58	F026L3BB001	59	F026L3ED001
77	F026H4HB006	59	F026L2CD006	60	F026L2GA006	58	F026L3BB006	59	F026L3ED006
77	F026H4HB012	59	F026L2CD012	60	F026L2GA012	58	F026L3BB012	59	F026L3ED012
77	F026H4HB018	59	F026L2CD018	60	F026L2GA018	58	F026L3BB018	59	F026L3ED018
77	F026H4HB030	59	F026L2CD030	60	F026L2GA030	58	F026L3BB030	59	F026L3ED030
77	F026H4HB033	59	F026L2CD033	60	F026L2GA033	58	F026L3BB033	59	F026L3ED033
77	F026H4HD001	59	F026L2DA001	60	F026L2GB001	58	F026L3BD001	60	F026L3FA001
77	F026H4HD006	59	F026L2DA006	60	F026L2GB006	58	F026L3BD006	60	F026L3FA006
77	F026H4HD012	59	F026L2DA012	60	F026L2GB012	58	F026L3BD012	60	F026L3FA012
77	F026H4HD018	59	F026L2DA018	60	F026L2GB018	58	F026L3BD018	60	F026L3FA018
77	F026H4HD030	59	F026L2DA030	60	F026L2GB030	58	F026L3BD030	60	F026L3FA030
77	F026H4HD033	59	F026L2DA033	60	F026L2GB033	58	F026L3BD033	60	F026L3FA033
58	F026L2AA001	59	F026L2DB001	60	F026L2GD001	59	F026L3CA001	60	F026L3FB001
58	F026L2AA006	59	F026L2DB006	60	F026L2GD006	59	F026L3CA006	60	F026L3FB006
58	F026L2AA012	59	F026L2DB012	60	F026L2GD012	59	F026L3CA012	60	F026L3FB012
58	F026L2AA018	59	F026L2DB018	60	F026L2GD018	59	F026L3CA018	60	F026L3FB018
58	F026L2AA030	59	F026L2DB030	60	F026L2GD030	59	F026L3CA030	60	F026L3FB030
58	F026L2AA033	59	F026L2DB033	60	F026L2GD033	59	F026L3CA033	60	F026L3FB033
58	F026L2AB001	59	F026L2DD001	60	F026L2HA001	59	F026L3CB001	60	F026L3FD001
58	F026L2AB006	59	F026L2DD006	60	F026L2HA006	59	F026L3CB006	60	F026L3FD006
58	F026L2AB012	59	F026L2DD012	60	F026L2HA012	59	F026L3CB012	60	F026L3FD012
58	F026L2AB018	59	F026L2DD018	60	F026L2HA018	59	F026L3CB018	60	F026L3FD018
58	F026L2AB030	59	F026L2DD030	60	F026L2HA030	59	F026L3CB030	60	F026L3FD030
58	F026L2AB033	59	F026L2DD033	60	F026L2HA033	59	F026L3CB033	60	F026L3FD033
58	F026L2AD001	59	F026L2EA001	60	F026L2HB001	59	F026L3CD001	60	F026L3GA001
58	F026L2AD006	59	F026L2EA006	60	F026L2HB006	59	F026L3CD006	60	F026L3GA006
58	F026L2AD012	59	F026L2EA012	60	F026L2HB012	59	F026L3CD012	60	F026L3GA012
58	F026L2AD018	59	F026L2EA018	60	F026L2HB018	59	F026L3CD018	60	F026L3GA018
58	F026L2AD030	59	F026L2EA030	60	F026L2HB030	59	F026L3CD030	60	F026L3GA030
58	F026L2AD033	59	F026L2EA033	60	F026L2HB033	59	F026L3CD033	60	F026L3GA033
58	F026L2BA001	59	F026L2EB001	60	F026L2HD001	59	F026L3DA001	60	F026L3GB001
58	F026L2BA006	59	F026L2EB006	60	F026L2HD006	59	F026L3DA006	60	F026L3GB006
58	F026L2BA012	59	F026L2EB012	60	F026L2HD012	59	F026L3DA012	60	F026L3GB012
58	F026L2BA018	59	F026L2EB018	60	F026L2HD018	59	F026L3DA018	60	F026L3GB018
58	F026L2BA030	59	F026L2EB030	60	F026L2HD030	59	F026L3DA030	60	F026L3GB030
58	F026L2BA033	59	F026L2EB033	60	F026L2HD033	59	F026L3DA033	60	F026L3GB033
58	F026L2BB001	59	F026L2ED001	58	F026L3AA001	59	F026L3DB001	60	F026L3GD001
58	F026L2BB006	59	F026L2ED006	58	F026L3AA006	59	F026L3DB006	60	F026L3GD006
58	F026L2BB012	59	F026L2ED012	58	F026L3AA012	59	F026L3DB012	60	F026L3GD012
58	F026L2BB018	59	F026L2ED018	58	F026L3AA018	59	F026L3DB018	60	F026L3GD018
58	F026L2BB030	59	F026L2ED030	58	F026L3AA030	59	F026L3DB030	60	F026L3GD030
58	F026L2BB033	59	F026L2ED033	58	F026L3AA033	59	F026L3DB033	60	F026L3GD033
58	F026L2BD001	60	F026L2FA001	58	F026L3AB001	59	F026L3DD001	60	F026L3HA001
58	F026L2BD006	60	F026L2FA006	58	F026L3AB006	59	F026L3DD006	60	F026L3HA006
58	F026L2BD012	60	F026L2FA012	58	F026L3AB012	59	F026L3DD012	60	F026L3HA012
58	F026L2BD018	60	F026L2FA018	58	F026L3AB018	59	F026L3DD018	60	F026L3HA018
58	F026L2BD030	60	F026L2FA030	58	F026L3AB030	59	F026L3DD030	60	F026L3HA030
58	F026L2BD033	60	F026L2FA033	58	F026L3AB033	59	F026L3DD033	60	F026L3HA033
59	F026L2CA001	60	F026L2FB001	58	F026L3AD001	59	F026L3EA001	60	F026L3HB001
59	F026L2CA006	60	F026L2FB006	58	F026L3AD006	59	F026L3EA006	60	F026L3HB006
59	F026L2CA012	60	F026L2FB012	58	F026L3AD012	59	F026L3EA012	60	F026L3HB012
59	F026L2CA018	60	F026L2FB018	58	F026L3AD018	59	F026L3EA018	60	F026L3HB018
59	F026L2CA030	60	F026L2FB030	58	F026L3AD030	59	F026L3EA030	60	F026L3HB030

Page	Reference	Page	Reference	Page	Reference	Page	Reference	Page	Reference
60	F026L3HB033	59	F026L4CD033	60	F026L4GA033	61	F026M2CB033	62	F026M2FD033
60	F026L3HD001	59	F026L4DA001	60	F026L4GB001	61	F026M2CD001	63	F026M2GA001
60	F026L3HD006	59	F026L4DA006	60	F026L4GB006	61	F026M2CD006	63	F026M2GA006
60	F026L3HD012	59	F026L4DA012	60	F026L4GB012	61	F026M2CD012	63	F026M2GA012
60	F026L3HD018	59	F026L4DA018	60	F026L4GB018	61	F026M2CD018	63	F026M2GA018
60	F026L3HD030	59	F026L4DA030	60	F026L4GB030	61	F026M2CD030	63	F026M2GA030
60	F026L3HD033	59	F026L4DA033	60	F026L4GB033	61	F026M2CD033	63	F026M2GA033
58	F026L4AA001	59	F026L4DB001	60	F026L4GD001	62	F026M2DA001	63	F026M2GB001
58	F026L4AA006	59	F026L4DB006	60	F026L4GD006	62	F026M2DA006	63	F026M2GB006
58	F026L4AA012	59	F026L4DB012	60	F026L4GD012	62	F026M2DA012	63	F026M2GB012
58	F026L4AA018	59	F026L4DB018	60	F026L4GD018	62	F026M2DA018	63	F026M2GB018
58	F026L4AA030	59	F026L4DB030	60	F026L4GD030	62	F026M2DA030	63	F026M2GB030
58	F026L4AA033	59	F026L4DB033	60	F026L4GD033	62	F026M2DA033	63	F026M2GB033
58	F026L4AB001	59	F026L4DD001	60	F026L4HA001	62	F026M2DB001	63	F026M2GD001
58	F026L4AB006	59	F026L4DD006	60	F026L4HA006	62	F026M2DB006	63	F026M2GD006
58	F026L4AB012	59	F026L4DD012	60	F026L4HA012	62	F026M2DB012	63	F026M2GD012
58	F026L4AB018	59	F026L4DD018	60	F026L4HA018	62	F026M2DB018	63	F026M2GD018
58	F026L4AB030	59	F026L4DD030	60	F026L4HA030	62	F026M2DB030	63	F026M2GD030
58	F026L4AB033	59	F026L4DD033	60	F026L4HA033	62	F026M2DB033	63	F026M2GD033
58	F026L4AD001	59	F026L4EA001	60	F026L4HB001	62	F026M2DD001	63	F026M2HA001
58	F026L4AD006	59	F026L4EA006	60	F026L4HB006	62	F026M2DD006	63	F026M2HA006
58	F026L4AD012	59	F026L4EA012	60	F026L4HB012	62	F026M2DD012	63	F026M2HA012
58	F026L4AD018	59	F026L4EA018	60	F026L4HB018	62	F026M2DD018	63	F026M2HA018
58	F026L4AD030	59	F026L4EA030	60	F026L4HB030	62	F026M2DD030	63	F026M2HA030
58	F026L4AD033	59	F026L4EA033	60	F026L4HB033	62	F026M2DD033	63	F026M2HA033
58	F026L4BA001	59	F026L4EB001	60	F026L4HD001	62	F026M2EA001	63	F026M2HB001
58	F026L4BA006	59	F026L4EB006	60	F026L4HD006	62	F026M2EA006	63	F026M2HB006
58	F026L4BA012	59	F026L4EB012	60	F026L4HD012	62	F026M2EA012	63	F026M2HB012
58	F026L4BA018	59	F026L4EB018	60	F026L4HD018	62	F026M2EA018	63	F026M2HB018
58	F026L4BA030	59	F026L4EB030	60	F026L4HD030	62	F026M2EA030	63	F026M2HB030
58	F026L4BA033	59	F026L4EB033	60	F026L4HD033	62	F026M2EA033	63	F026M2HB033
58	F026L4BB001	59	F026L4ED001	61	F026M2BA001	62	F026M2EB001	63	F026M2HD001
58	F026L4BB006	59	F026L4ED006	61	F026M2BA006	62	F026M2EB006	63	F026M2HD006
58	F026L4BB012	59	F026L4ED012	61	F026M2BA012	62	F026M2EB012	63	F026M2HD012
58	F026L4BB018	59	F026L4ED018	61	F026M2BA018	62	F026M2EB018	63	F026M2HD018
58	F026L4BB030	59	F026L4ED030	61	F026M2BA030	62	F026M2EB030	63	F026M2HD030
58	F026L4BB033	59	F026L4ED033	61	F026M2BA033	62	F026M2EB033	63	F026M2HD033
58	F026L4BD001	60	F026L4FA001	61	F026M2BB001	62	F026M2ED001	61	F026M3BA001
58	F026L4BD006	60	F026L4FA006	61	F026M2BB006	62	F026M2ED006	61	F026M3BA006
58	F026L4BD012	60	F026L4FA012	61	F026M2BB012	62	F026M2ED012	61	F026M3BA012
58	F026L4BD018	60	F026L4FA018	61	F026M2BB018	62	F026M2ED018	61	F026M3BA018
58	F026L4BD030	60	F026L4FA030	61	F026M2BB030	62	F026M2ED030	61	F026M3BA030
58	F026L4BD033	60	F026L4FA033	61	F026M2BB033	62	F026M2ED033	61	F026M3BA033
59	F026L4CA001	60	F026L4FB001	61	F026M2BD001	62	F026M2FA001	61	F026M3BB001
59	F026L4CA006	60	F026L4FB006	61	F026M2BD006	62	F026M2FA006	61	F026M3BB006
59	F026L4CA012	60	F026L4FB012	61	F026M2BD012	62	F026M2FA012	61	F026M3BB012
59	F026L4CA018	60	F026L4FB018	61	F026M2BD018	62	F026M2FA018	61	F026M3BB018
59	F026L4CA030	60	F026L4FB030	61	F026M2BD030	62	F026M2FA030	61	F026M3BB030
59	F026L4CA033	60	F026L4FB033	61	F026M2BD033	62	F026M2FA033	61	F026M3BB033
59	F026L4CB001	60	F026L4FD001	61	F026M2CA001	62	F026M2FB001	61	F026M3BD001
59	F026L4CB006	60	F026L4FD006	61	F026M2CA006	62	F026M2FB006	61	F026M3BD006
59	F026L4CB012	60	F026L4FD012	61	F026M2CA012	62	F026M2FB012	61	F026M3BD012
59	F026L4CB018	60	F026L4FD018	61	F026M2CA018	62	F026M2FB018	61	F026M3BD018
59	F026L4CB030	60	F026L4FD030	61	F026M2CA030	62	F026M2FB030	61	F026M3BD030
59	F026L4CB033	60	F026L4FD033	61	F026M2CA033	62	F026M2FB033	61	F026M3BD033
59	F026L4CD001	60	F026L4GA001	61	F026M2CB001	62	F026M2FD001	61	F026M3CA001
59	F026L4CD006	60	F026L4GA006	61	F026M2CB006	62	F026M2FD006	61	F026M3CA006
59	F026L4CD012	60	F026L4GA012	61	F026M2CB012	62	F026M2FD012	61	F026M3CA012
59	F026L4CD018	60	F026L4GA018	61	F026M2CB018	62	F026M2FD018	61	F026M3CA018
59	F026L4CD030	60	F026L4GA030	61	F026M2CB030	62	F026M2FD030	61	F026M3CA030

Page	Reference	Page	Reference	Page	Reference	Page	Reference		
61	F026M3CA033	62	F026M3FB033	61	F026M4BD033	62	F026M4FA033	83	F026Q2BB033
61	F026M3CB001	62	F026M3FD001	61	F026M4CA001	62	F026M4FB001	83	F026Q2BD001
61	F026M3CB006	62	F026M3FD006	61	F026M4CA006	62	F026M4FB006	83	F026Q2BD006
61	F026M3CB012	62	F026M3FD012	61	F026M4CA012	62	F026M4FB012	83	F026Q2BD012
61	F026M3CB018	62	F026M3FD018	61	F026M4CA018	62	F026M4FB018	83	F026Q2BD018
61	F026M3CB030	62	F026M3FD030	61	F026M4CA030	62	F026M4FB030	83	F026Q2BD030
61	F026M3CB033	62	F026M3FD033	61	F026M4CA033	62	F026M4FB033	83	F026Q2BD033
61	F026M3CD001	63	F026M3GA001	61	F026M4CB001	62	F026M4FD001	83	F026Q2CA001
61	F026M3CD006	63	F026M3GA006	61	F026M4CB006	62	F026M4FD006	83	F026Q2CA006
61	F026M3CD012	63	F026M3GA012	61	F026M4CB012	62	F026M4FD012	83	F026Q2CA012
61	F026M3CD018	63	F026M3GA018	61	F026M4CB018	62	F026M4FD018	83	F026Q2CA018
61	F026M3CD030	63	F026M3GA030	61	F026M4CB030	62	F026M4FD030	83	F026Q2CA030
61	F026M3CD033	63	F026M3GA033	61	F026M4CB033	62	F026M4FD033	83	F026Q2CA033
62	F026M3DA001	63	F026M3GB001	61	F026M4CD001	63	F026M4GA001	83	F026Q2CB001
62	F026M3DA006	63	F026M3GB006	61	F026M4CD006	63	F026M4GA006	83	F026Q2CB006
62	F026M3DA012	63	F026M3GB012	61	F026M4CD012	63	F026M4GA012	83	F026Q2CB012
62	F026M3DA018	63	F026M3GB018	61	F026M4CD018	63	F026M4GA018	83	F026Q2CB018
62	F026M3DA030	63	F026M3GB030	61	F026M4CD030	63	F026M4GA030	83	F026Q2CB030
62	F026M3DA033	63	F026M3GB033	61	F026M4CD033	63	F026M4GA033	83	F026Q2CB033
62	F026M3DB001	63	F026M3GD001	62	F026M4DA001	63	F026M4GB001	83	F026Q2CD001
62	F026M3DB006	63	F026M3GD006	62	F026M4DA006	63	F026M4GB006	83	F026Q2CD006
62	F026M3DB012	63	F026M3GD012	62	F026M4DA012	63	F026M4GB012	83	F026Q2CD012
62	F026M3DB018	63	F026M3GD018	62	F026M4DA018	63	F026M4GB018	83	F026Q2CD018
62	F026M3DB030	63	F026M3GD030	62	F026M4DA030	63	F026M4GB030	83	F026Q2CD030
62	F026M3DB033	63	F026M3GD033	62	F026M4DA033	63	F026M4GB033	83	F026Q2CD033
62	F026M3DD001	63	F026M3HA001	62	F026M4DB001	63	F026M4GD001	83	F026Q3BA001
62	F026M3DD006	63	F026M3HA006	62	F026M4DB006	63	F026M4GD006	83	F026Q3BA006
62	F026M3DD012	63	F026M3HA012	62	F026M4DB012	63	F026M4GD012	83	F026Q3BA012
62	F026M3DD018	63	F026M3HA018	62	F026M4DB018	63	F026M4GD018	83	F026Q3BA018
62	F026M3DD030	63	F026M3HA030	62	F026M4DB030	63	F026M4GD030	83	F026Q3BA030
62	F026M3DD033	63	F026M3HA033	62	F026M4DB033	63	F026M4GD033	83	F026Q3BA033
62	F026M3EA001	63	F026M3HB001	62	F026M4DD001	63	F026M4HA001	83	F026Q3BB001
62	F026M3EA006	63	F026M3HB006	62	F026M4DD006	63	F026M4HA006	83	F026Q3BB006
62	F026M3EA012	63	F026M3HB012	62	F026M4DD012	63	F026M4HA012	83	F026Q3BB012
62	F026M3EA018	63	F026M3HB018	62	F026M4DD018	63	F026M4HA018	83	F026Q3BB018
62	F026M3EA030	63	F026M3HB030	62	F026M4DD030	63	F026M4HA030	83	F026Q3BB030
62	F026M3EA033	63	F026M3HB033	62	F026M4DD033	63	F026M4HA033	83	F026Q3BB033
62	F026M3EB001	63	F026M3HD001	62	F026M4EA001	63	F026M4HB001	83	F026Q3BD001
62	F026M3EB006	63	F026M3HD006	62	F026M4EA006	63	F026M4HB006	83	F026Q3BD006
62	F026M3EB012	63	F026M3HD012	62	F026M4EA012	63	F026M4HB012	83	F026Q3BD012
62	F026M3EB018	63	F026M3HD018	62	F026M4EA018	63	F026M4HB018	83	F026Q3BD018
62	F026M3EB030	63	F026M3HD030	62	F026M4EA030	63	F026M4HB030	83	F026Q3BD030
62	F026M3EB033	63	F026M3HD033	62	F026M4EA033	63	F026M4HB033	83	F026Q3BD033
62	F026M3ED001	61	F026M4BA001	62	F026M4EB001	63	F026M4HD001	83	F026Q3CA001
62	F026M3ED006	61	F026M4BA006	62	F026M4EB006	63	F026M4HD006	83	F026Q3CA006
62	F026M3ED012	61	F026M4BA012	62	F026M4EB012	63	F026M4HD012	83	F026Q3CA012
62	F026M3ED018	61	F026M4BA018	62	F026M4EB018	63	F026M4HD018	83	F026Q3CA018
62	F026M3ED030	61	F026M4BA030	62	F026M4EB030	63	F026M4HD030	83	F026Q3CA030
62	F026M3ED033	61	F026M4BA033	62	F026M4EB033	63	F026M4HD033	83	F026Q3CA033
62	F026M3FA001	61	F026M4BB001	62	F026M4ED001	83	F026Q2BA001	83	F026Q3CB001
62	F026M3FA006	61	F026M4BB006	62	F026M4ED006	83	F026Q2BA006	83	F026Q3CB006
62	F026M3FA012	61	F026M4BB012	62	F026M4ED012	83	F026Q2BA012	83	F026Q3CB012
62	F026M3FA018	61	F026M4BB018	62	F026M4ED018	83	F026Q2BA018	83	F026Q3CB018
62	F026M3FA030	61	F026M4BB030	62	F026M4ED030	83	F026Q2BA030	83	F026Q3CB030
62	F026M3FA033	61	F026M4BB033	62	F026M4ED033	83	F026Q2BA033	83	F026Q3CB033
62	F026M3FB001	61	F026M4BD001	62	F026M4FA001	83	F026Q2BB001	83	F026Q3CD001
62	F026M3FB006	61	F026M4BD006	62	F026M4FA006	83	F026Q2BB006	83	F026Q3CD006
62	F026M3FB012	61	F026M4BD012	62	F026M4FA012	83	F026Q2BB012	83	F026Q3CD012
62	F026M3FB018	61	F026M4BD018	62	F026M4FA018	83	F026Q2BB018	83	F026Q3CD018
62	F026M3FB030	61	F026M4BD030	62	F026M4FA030	83	F026Q2BB030	83	F026Q3CD030

Page	Reference	Page	Reference	Page	Reference	Page	Reference
83	F026Q3CD033	100	F026R2BA033	101	F026R2EB033	102	F026R2HD033
83	F026Q4BA001	100	F026R2BB001	101	F026R2ED001	100	F026R3AA001
83	F026Q4BA006	100	F026R2BB006	101	F026R2ED006	100	F026R3AA006
83	F026Q4BA012	100	F026R2BB012	101	F026R2ED012	100	F026R3AA012
83	F026Q4BA018	100	F026R2BB018	101	F026R2ED018	100	F026R3AA018
83	F026Q4BA030	100	F026R2BB030	101	F026R2ED030	100	F026R3AA030
83	F026Q4BA033	100	F026R2BB033	101	F026R2ED033	100	F026R3AA033
83	F026Q4BB001	100	F026R2BD001	102	F026R2FA001	100	F026R3AB001
83	F026Q4BB006	100	F026R2BD006	102	F026R2FA006	100	F026R3AB006
83	F026Q4BB012	100	F026R2BD012	102	F026R2FA012	100	F026R3AB012
83	F026Q4BB018	100	F026R2BD018	102	F026R2FA018	100	F026R3AB018
83	F026Q4BB030	100	F026R2BD030	102	F026R2FA030	100	F026R3AB030
83	F026Q4BB033	100	F026R2BD033	102	F026R2FA033	100	F026R3AB033
83	F026Q4BD001	101	F026R2CA001	102	F026R2FB001	100	F026R3AD001
83	F026Q4BD006	101	F026R2CA006	102	F026R2FB006	100	F026R3AD006
83	F026Q4BD012	101	F026R2CA012	102	F026R2FB012	100	F026R3AD012
83	F026Q4BD018	101	F026R2CA018	102	F026R2FB018	100	F026R3AD018
83	F026Q4BD030	101	F026R2CA030	102	F026R2FB030	100	F026R3AD030
83	F026Q4BD033	101	F026R2CA033	102	F026R2FB033	100	F026R3AD033
83	F026Q4CA001	101	F026R2CB001	102	F026R2FD001	100	F026R3BA001
83	F026Q4CA006	101	F026R2CB006	102	F026R2FD006	100	F026R3BA006
83	F026Q4CA012	101	F026R2CB012	102	F026R2FD012	100	F026R3BA012
83	F026Q4CA018	101	F026R2CB018	102	F026R2FD018	100	F026R3BA018
83	F026Q4CA030	101	F026R2CB030	102	F026R2FD030	100	F026R3BA030
83	F026Q4CA033	101	F026R2CB033	102	F026R2FD033	100	F026R3BA033
83	F026Q4CB001	101	F026R2CD001	102	F026R2GA001	100	F026R3BB001
83	F026Q4CB006	101	F026R2CD006	102	F026R2GA006	100	F026R3BB006
83	F026Q4CB012	101	F026R2CD012	102	F026R2GA012	100	F026R3BB012
83	F026Q4CB018	101	F026R2CD018	102	F026R2GA018	100	F026R3BB018
83	F026Q4CB030	101	F026R2CD030	102	F026R2GA030	100	F026R3BB030
83	F026Q4CB033	101	F026R2CD033	102	F026R2GA033	100	F026R3BB033
83	F026Q4CD001	101	F026R2DA001	102	F026R2GB001	100	F026R3BD001
83	F026Q4CD006	101	F026R2DA006	102	F026R2GB006	100	F026R3BD006
83	F026Q4CD012	101	F026R2DA012	102	F026R2GB012	100	F026R3BD012
83	F026Q4CD018	101	F026R2DA018	102	F026R2GB018	100	F026R3BD018
83	F026Q4CD030	101	F026R2DA030	102	F026R2GB030	100	F026R3BD030
83	F026Q4CD033	101	F026R2DA033	102	F026R2GB033	100	F026R3BD033
100	F026R2AA001	101	F026R2DB001	102	F026R2GD001	101	F026R3CA001
100	F026R2AA006	101	F026R2DB006	102	F026R2GD006	101	F026R3CA006
100	F026R2AA012	101	F026R2DB012	102	F026R2GD012	101	F026R3CA012
100	F026R2AA018	101	F026R2DB018	102	F026R2GD018	101	F026R3CA018
100	F026R2AA030	101	F026R2DB030	102	F026R2GD030	101	F026R3CA030
100	F026R2AA033	101	F026R2DB033	102	F026R2GD033	101	F026R3CA033
100	F026R2AB001	101	F026R2DD001	102	F026R2HA001	101	F026R3CB001
100	F026R2AB006	101	F026R2DD006	102	F026R2HA006	101	F026R3CB006
100	F026R2AB012	101	F026R2DD012	102	F026R2HA012	101	F026R3CB012
100	F026R2AB018	101	F026R2DD018	102	F026R2HA018	101	F026R3CB018
100	F026R2AB030	101	F026R2DD030	102	F026R2HA030	101	F026R3CB030
100	F026R2AB033	101	F026R2DD033	102	F026R2HA033	101	F026R3CB033
100	F026R2AD001	101	F026R2EA001	102	F026R2HB001	101	F026R3CD001
100	F026R2AD006	101	F026R2EA006	102	F026R2HB006	101	F026R3CD006
100	F026R2AD012	101	F026R2EA012	102	F026R2HB012	101	F026R3CD012
100	F026R2AD018	101	F026R2EA018	102	F026R2HB018	101	F026R3CD018
100	F026R2AD030	101	F026R2EA030	102	F026R2HB030	101	F026R3CD030
100	F026R2AD033	101	F026R2EA033	102	F026R2HB033	101	F026R3CD033
100	F026R2BA001	101	F026R2EB001	102	F026R2HD001	101	F026R3DA001
100	F026R2BA006	101	F026R2EB006	102	F026R2HD006	101	F026R3DA006
100	F026R2BA012	101	F026R2EB012	102	F026R2HD012	101	F026R3DA012
100	F026R2BA018	101	F026R2EB018	102	F026R2HD018	101	F026R3DA018
100	F026R2BA030	101	F026R2EB030	102	F026R2HD030	101	F026R3DA030

932

Page	Reference	Page	Reference	Page	Reference	Page	Reference	Page	Reference
103	F026S3BA033	104	F026S3EB033	105	F026S3HD033	104	F026S4EA033	105	F026S4HB033
103	F026S3BB001	104	F026S3ED001	103	F026S4BA001	104	F026S4EB001	105	F026S4HD001
103	F026S3BB006	104	F026S3ED006	103	F026S4BA006	104	F026S4EB006	105	F026S4HD006
103	F026S3BB012	104	F026S3ED012	103	F026S4BA012	104	F026S4EB012	105	F026S4HD012
103	F026S3BB018	104	F026S3ED018	103	F026S4BA018	104	F026S4EB018	105	F026S4HD018
103	F026S3BB030	104	F026S3ED030	103	F026S4BA030	104	F026S4EB030	105	F026S4HD030
103	F026S3BB033	104	F026S3ED033	103	F026S4BA033	104	F026S4EB033	105	F026S4HD033
103	F026S3BD001	104	F026S3FA001	103	F026S4BB001	104	F026S4ED001	88	F026V2AA001
103	F026S3BD006	104	F026S3FA006	103	F026S4BB006	104	F026S4ED006	88	F026V2AA006
103	F026S3BD012	104	F026S3FA012	103	F026S4BB012	104	F026S4ED012	88	F026V2AA012
103	F026S3BD018	104	F026S3FA018	103	F026S4BB018	104	F026S4ED018	88	F026V2AA018
103	F026S3BD030	104	F026S3FA030	103	F026S4BB030	104	F026S4ED030	88	F026V2AA030
103	F026S3BD033	104	F026S3FA033	103	F026S4BB033	104	F026S4ED033	88	F026V2AA033
103	F026S3CA001	104	F026S3FB001	103	F026S4BD001	104	F026S4FA001	88	F026V2AB001
103	F026S3CA006	104	F026S3FB006	103	F026S4BD006	104	F026S4FA006	88	F026V2AB006
103	F026S3CA012	104	F026S3FB012	103	F026S4BD012	104	F026S4FA012	88	F026V2AB012
103	F026S3CA018	104	F026S3FB018	103	F026S4BD018	104	F026S4FA018	88	F026V2AB018
103	F026S3CA030	104	F026S3FB030	103	F026S4BD030	104	F026S4FA030	88	F026V2AB030
103	F026S3CA033	104	F026S3FB033	103	F026S4BD033	104	F026S4FA033	88	F026V2AB033
103	F026S3CB001	104	F026S3FD001	103	F026S4CA001	104	F026S4FB001	88	F026V2AD001
103	F026S3CB006	104	F026S3FD006	103	F026S4CA006	104	F026S4FB006	88	F026V2AD006
103	F026S3CB012	104	F026S3FD012	103	F026S4CA012	104	F026S4FB012	88	F026V2AD012
103	F026S3CB018	104	F026S3FD018	103	F026S4CA018	104	F026S4FB018	88	F026V2AD018
103	F026S3CB030	104	F026S3FD030	103	F026S4CA030	104	F026S4FB030	88	F026V2AD030
103	F026S3CB033	104	F026S3FD033	103	F026S4CA033	104	F026S4FB033	88	F026V2AD033
103	F026S3CD001	105	F026S3GA001	103	F026S4CB001	104	F026S4FD001	88	F026V2BA001
103	F026S3CD006	105	F026S3GA006	103	F026S4CB006	104	F026S4FD006	88	F026V2BA006
103	F026S3CD012	105	F026S3GA012	103	F026S4CB012	104	F026S4FD012	88	F026V2BA012
103	F026S3CD018	105	F026S3GA018	103	F026S4CB018	104	F026S4FD018	88	F026V2BA018
103	F026S3CD030	105	F026S3GA030	103	F026S4CB030	104	F026S4FD030	88	F026V2BA030
103	F026S3CD033	105	F026S3GA033	103	F026S4CB033	104	F026S4FD033	88	F026V2BA033
104	F026S3DA001	105	F026S3GB001	103	F026S4CD001	105	F026S4GA001	88	F026V2BB001
104	F026S3DA006	105	F026S3GB006	103	F026S4CD006	105	F026S4GA006	88	F026V2BB006
104	F026S3DA012	105	F026S3GB012	103	F026S4CD012	105	F026S4GA012	88	F026V2BB012
104	F026S3DA018	105	F026S3GB018	103	F026S4CD018	105	F026S4GA018	88	F026V2BB018
104	F026S3DA030	105	F026S3GB030	103	F026S4CD030	105	F026S4GA030	88	F026V2BB030
104	F026S3DA033	105	F026S3GB033	103	F026S4CD033	105	F026S4GA033	88	F026V2BB033
104	F026S3DB001	105	F026S3GD001	104	F026S4DA001	105	F026S4GB001	88	F026V2BD001
104	F026S3DB006	105	F026S3GD006	104	F026S4DA006	105	F026S4GB006	88	F026V2BD006
104	F026S3DB012	105	F026S3GD012	104	F026S4DA012	105	F026S4GB012	88	F026V2BD012
104	F026S3DB018	105	F026S3GD018	104	F026S4DA018	105	F026S4GB018	88	F026V2BD018
104	F026S3DB030	105	F026S3GD030	104	F026S4DA030	105	F026S4GB030	88	F026V2BD030
104	F026S3DB033	105	F026S3GD033	104	F026S4DA033	105	F026S4GB033	88	F026V2BD033
104	F026S3DD001	105	F026S3HA001	104	F026S4DB001	105	F026S4GD001	89	F026V2CA001
104	F026S3DD006	105	F026S3HA006	104	F026S4DB006	105	F026S4GD006	89	F026V2CA006
104	F026S3DD012	105	F026S3HA012	104	F026S4DB012	105	F026S4GD012	89	F026V2CA012
104	F026S3DD018	105	F026S3HA018	104	F026S4DB018	105	F026S4GD018	89	F026V2CA018
104	F026S3DD030	105	F026S3HA030	104	F026S4DB030	105	F026S4GD030	89	F026V2CA030
104	F026S3DD033	105	F026S3HA033	104	F026S4DB033	105	F026S4GD033	89	F026V2CA033
104	F026S3EA001	105	F026S3HB001	104	F026S4DD001	105	F026S4HA001	89	F026V2CB001
104	F026S3EA006	105	F026S3HB006	104	F026S4DD006	105	F026S4HA006	89	F026V2CB006
104	F026S3EA012	105	F026S3HB012	104	F026S4DD012	105	F026S4HA012	89	F026V2CB012
104	F026S3EA018	105	F026S3HB018	104	F026S4DD018	105	F026S4HA018	89	F026V2CB018
104	F026S3EA030	105	F026S3HB030	104	F026S4DD030	105	F026S4HA030	89	F026V2CB030
104	F026S3EA033	105	F026S3HB033	104	F026S4DD033	105	F026S4HA033	89	F026V2CB033
104	F026S3EB001	105	F026S3HD001	104	F026S4EA001	105	F026S4HB001	89	F026V2CD001
104	F026S3EB006	105	F026S3HD006	104	F026S4EA006	105	F026S4HB006	89	F026V2CD006
104	F026S3EB012	105	F026S3HD012	104	F026S4EA012	105	F026S4HB012	89	F026V2CD012
104	F026S3EB018	105	F026S3HD018	104	F026S4EA018	105	F026S4HB018	89	F026V2CD018
104	F026S3EB030	105	F026S3HD030	104	F026S4EA030	105	F026S4HB030	89	F026V2CD030

934

Page	Reference	Page	Reference	Page	Reference	Page	Reference	Page	Reference
89	F026V4DB033	90	F026V4GD033	92	F026W2DA033	93	F026W2GB033	91	F026W3CD033
89	F026V4DD001	90	F026V4HA001	92	F026W2DB001	93	F026W2GD001	92	F026W3DA001
89	F026V4DD006	90	F026V4HA006	92	F026W2DB006	93	F026W2GD006	92	F026W3DA006
89	F026V4DD012	90	F026V4HA012	92	F026W2DB012	93	F026W2GD012	92	F026W3DA012
89	F026V4DD018	90	F026V4HA018	92	F026W2DB018	93	F026W2GD018	92	F026W3DA018
89	F026V4DD030	90	F026V4HA030	92	F026W2DB030	93	F026W2GD030	92	F026W3DA030
89	F026V4DD033	90	F026V4HA033	92	F026W2DB033	93	F026W2GD033	92	F026W3DA033
89	F026V4EA001	90	F026V4HB001	92	F026W2DD001	93	F026W2HA001	92	F026W3DB001
89	F026V4EA006	90	F026V4HB006	92	F026W2DD006	93	F026W2HA006	92	F026W3DB006
89	F026V4EA012	90	F026V4HB012	92	F026W2DD012	93	F026W2HA012	92	F026W3DB012
89	F026V4EA018	90	F026V4HB018	92	F026W2DD018	93	F026W2HA018	92	F026W3DB018
89	F026V4EA030	90	F026V4HB030	92	F026W2DD030	93	F026W2HA030	92	F026W3DB030
89	F026V4EA033	90	F026V4HB033	92	F026W2DD033	93	F026W2HA033	92	F026W3DB033
89	F026V4EB001	90	F026V4HD001	92	F026W2EA001	93	F026W2HB001	92	F026W3DD001
89	F026V4EB006	90	F026V4HD006	92	F026W2EA006	93	F026W2HB006	92	F026W3DD006
89	F026V4EB012	90	F026V4HD012	92	F026W2EA012	93	F026W2HB012	92	F026W3DD012
89	F026V4EB018	90	F026V4HD018	92	F026W2EA018	93	F026W2HB018	92	F026W3DD018
89	F026V4EB030	90	F026V4HD030	92	F026W2EA030	93	F026W2HB030	92	F026W3DD030
89	F026V4EB033	90	F026V4HD033	92	F026W2EA033	93	F026W2HB033	92	F026W3DD033
89	F026V4ED001	91	F026W2BA001	92	F026W2EB001	93	F026W2HD001	92	F026W3EA001
89	F026V4ED006	91	F026W2BA006	92	F026W2EB006	93	F026W2HD006	92	F026W3EA006
89	F026V4ED012	91	F026W2BA012	92	F026W2EB012	93	F026W2HD012	92	F026W3EA012
89	F026V4ED018	91	F026W2BA018	92	F026W2EB018	93	F026W2HD018	92	F026W3EA018
89	F026V4ED030	91	F026W2BA030	92	F026W2EB030	93	F026W2HD030	92	F026W3EA030
89	F026V4ED033	91	F026W2BA033	92	F026W2EB033	93	F026W2HD033	92	F026W3EA033
90	F026V4FA001	91	F026W2BB001	92	F026W2ED001	91	F026W3BA001	92	F026W3EB001
90	F026V4FA006	91	F026W2BB006	92	F026W2ED006	91	F026W3BA006	92	F026W3EB006
90	F026V4FA012	91	F026W2BB012	92	F026W2ED012	91	F026W3BA012	92	F026W3EB012
90	F026V4FA018	91	F026W2BB018	92	F026W2ED018	91	F026W3BA018	92	F026W3EB018
90	F026V4FA030	91	F026W2BB030	92	F026W2ED030	91	F026W3BA030	92	F026W3EB030
90	F026V4FA033	91	F026W2BB033	92	F026W2ED033	91	F026W3BA033	92	F026W3EB033
90	F026V4FB001	91	F026W2BD001	92	F026W2FA001	91	F026W3BB001	92	F026W3ED001
90	F026V4FB006	91	F026W2BD006	92	F026W2FA006	91	F026W3BB006	92	F026W3ED006
90	F026V4FB012	91	F026W2BD012	92	F026W2FA012	91	F026W3BB012	92	F026W3ED012
90	F026V4FB018	91	F026W2BD018	92	F026W2FA018	91	F026W3BB018	92	F026W3ED018
90	F026V4FB030	91	F026W2BD030	92	F026W2FA030	91	F026W3BB030	92	F026W3ED030
90	F026V4FB033	91	F026W2BD033	92	F026W2FA033	91	F026W3BB033	92	F026W3ED033
90	F026V4FD001	91	F026W2CA001	92	F026W2FB001	91	F026W3BD001	92	F026W3FA001
90	F026V4FD006	91	F026W2CA006	92	F026W2FB006	91	F026W3BD006	92	F026W3FA006
90	F026V4FD012	91	F026W2CA012	92	F026W2FB012	91	F026W3BD012	92	F026W3FA012
90	F026V4FD018	91	F026W2CA018	92	F026W2FB018	91	F026W3BD018	92	F026W3FA018
90	F026V4FD030	91	F026W2CA030	92	F026W2FB030	91	F026W3BD030	92	F026W3FA030
90	F026V4FD033	91	F026W2CA033	92	F026W2FB033	91	F026W3BD033	92	F026W3FA033
90	F026V4GA001	91	F026W2CB001	92	F026W2FD001	91	F026W3CA001	92	F026W3FB001
90	F026V4GA006	91	F026W2CB006	92	F026W2FD006	91	F026W3CA006	92	F026W3FB006
90	F026V4GA012	91	F026W2CB012	92	F026W2FD012	91	F026W3CA012	92	F026W3FB012
90	F026V4GA018	91	F026W2CB018	92	F026W2FD018	91	F026W3CA018	92	F026W3FB018
90	F026V4GA030	91	F026W2CB030	92	F026W2FD030	91	F026W3CA030	92	F026W3FB030
90	F026V4GA033	91	F026W2CB033	92	F026W2FD033	91	F026W3CA033	92	F026W3FB033
90	F026V4GB001	91	F026W2CD001	93	F026W2GA001	91	F026W3CB001	92	F026W3FD001
90	F026V4GB006	91	F026W2CD006	93	F026W2GA006	91	F026W3CB006	92	F026W3FD006
90	F026V4GB012	91	F026W2CD012	93	F026W2GA012	91	F026W3CB012	92	F026W3FD012
90	F026V4GB018	91	F026W2CD018	93	F026W2GA018	91	F026W3CB018	92	F026W3FD018
90	F026V4GB030	91	F026W2CD030	93	F026W2GA030	91	F026W3CB030	92	F026W3FD030
90	F026V4GB033	91	F026W2CD033	93	F026W2GA033	91	F026W3CB033	92	F026W3FD033
90	F026V4GD001	92	F026W2DA001	93	F026W2GB001	91	F026W3CD001	93	F026W3GA001
90	F026V4GD006	92	F026W2DA006	93	F026W2GB006	91	F026W3CD006	93	F026W3GA006
90	F026V4GD012	92	F026W2DA012	93	F026W2GB012	91	F026W3CD012	93	F026W3GA012
90	F026V4GD018	92	F026W2DA018	93	F026W2GB018	91	F026W3CD018	93	F026W3GA018
90	F026V4GD030	92	F026W2DA030	93	F026W2GB030	91	F026W3CD030	93	F026W3GA030

Page	Reference	Page	Reference	Page	Reference	Page	Reference	Page	Reference
93	F026W3GA033	91	F026W4CB033	92	F026W4FD033	135	F026Z200006	212	F030A22D001
93	F026W3GB001	91	F026W4CD001	93	F026W4GA001	135	F026Z200018	212	F030A22D006
93	F026W3GB006	91	F026W4CD006	93	F026W4GA006	135	F026Z200033	212	F030A22D012
93	F026W3GB012	91	F026W4CD012	93	F026W4GA012	135	F026Z210006	212	F030A22D018
93	F026W3GB018	91	F026W4CD018	93	F026W4GA018	135	F026Z210018	212	F030A22D030
93	F026W3GB030	91	F026W4CD030	93	F026W4GA030	135	F026Z210033	212	F030A22D033
93	F026W3GB033	91	F026W4CD033	93	F026W4GA033	135	F026Z220006	213	F030A23A000
93	F026W3GD001	92	F026W4DA001	93	F026W4GB001	135	F026Z220018	213	F030A23A001
93	F026W3GD006	92	F026W4DA006	93	F026W4GB006	135	F026Z220033	213	F030A23A006
93	F026W3GD012	92	F026W4DA012	93	F026W4GB012	135	F026Z230006	213	F030A23A012
93	F026W3GD018	92	F026W4DA018	93	F026W4GB018	135	F026Z230018	213	F030A23A018
93	F026W3GD030	92	F026W4DA030	93	F026W4GB030	135	F026Z230033	213	F030A23A030
93	F026W3GD033	92	F026W4DA033	93	F026W4GB033	33	F029Z010000	213	F030A23A033
93	F026W3HA001	92	F026W4DB001	93	F026W4GD001	33	F029Z011000	213	F030A23B000
93	F026W3HA006	92	F026W4DB006	93	F026W4GD006	33	F029Z012000	213	F030A23B001
93	F026W3HA012	92	F026W4DB012	93	F026W4GD012	33	F029Z013000	213	F030A23B006
93	F026W3HA018	92	F026W4DB018	93	F026W4GD018	33	F029Z014000	213	F030A23B012
93	F026W3HA030	92	F026W4DB030	93	F026W4GD030	33	F029Z015000	213	F030A23B018
93	F026W3HA033	92	F026W4DB033	93	F026W4GD033	39	F029Z020000	213	F030A23B030
93	F026W3HB001	92	F026W4DD001	93	F026W4HA001	39	F029Z021000	213	F030A23B033
93	F026W3HB006	92	F026W4DD006	93	F026W4HA006	39	F029Z022000	213	F030A23D000
93	F026W3HB012	92	F026W4DD012	93	F026W4HA012	39	F029Z023000	213	F030A23D001
93	F026W3HB018	92	F026W4DD018	93	F026W4HA018	39	F029Z024000	213	F030A23D006
93	F026W3HB030	92	F026W4DD030	93	F026W4HA030	39	F029Z025000	213	F030A23D012
93	F026W3HB033	92	F026W4DD033	93	F026W4HA033	212	F030A21A000	213	F030A23D018
93	F026W3HD001	92	F026W4EA001	93	F026W4HB001	212	F030A21A001	213	F030A23D030
93	F026W3HD006	92	F026W4EA006	93	F026W4HB006	212	F030A21A006	213	F030A23D033
93	F026W3HD012	92	F026W4EA012	93	F026W4HB012	212	F030A21A012	212	F030A31A000
93	F026W3HD018	92	F026W4EA018	93	F026W4HB018	212	F030A21A018	212	F030A31A001
93	F026W3HD030	92	F026W4EA030	93	F026W4HB030	212	F030A21A030	212	F030A31A006
93	F026W3HD033	92	F026W4EA033	93	F026W4HB033	212	F030A21A033	212	F030A31A012
91	F026W4BA001	92	F026W4EB001	93	F026W4HD001	212	F030A21B000	212	F030A31A018
91	F026W4BA006	92	F026W4EB006	93	F026W4HD006	212	F030A21B001	212	F030A31A030
91	F026W4BA012	92	F026W4EB012	93	F026W4HD012	212	F030A21B006	212	F030A31A033
91	F026W4BA018	92	F026W4EB018	93	F026W4HD018	212	F030A21B012	212	F030A31B000
91	F026W4BA030	92	F026W4EB030	93	F026W4HD030	212	F030A21B018	212	F030A31B001
91	F026W4BA033	92	F026W4EB033	93	F026W4HD033	212	F030A21B030	212	F030A31B006
91	F026W4BB001	92	F026W4ED001	43	F026Z010000	212	F030A21B033	212	F030A31B012
91	F026W4BB006	92	F026W4ED006	28	F026Z010000	212	F030A21D000	212	F030A31B018
91	F026W4BB012	92	F026W4ED012	70	F026Z020001	212	F030A21D001	212	F030A31B030
91	F026W4BB018	92	F026W4ED018	70	F026Z020006	212	F030A21D006	212	F030A31B033
91	F026W4BB030	92	F026W4ED030	70	F026Z020012	212	F030A21D012	212	F030A31D000
91	F026W4BB033	92	F026W4ED033	70	F026Z020018	212	F030A21D018	212	F030A31D001
91	F026W4BD001	92	F026W4FA001	70	F026Z020030	212	F030A21D030	212	F030A31D006
91	F026W4BD006	92	F026W4FA006	70	F026Z020033	212	F030A21D033	212	F030A31D012
91	F026W4BD012	92	F026W4FA012	70	F026Z030001	212	F030A22A000	212	F030A31D018
91	F026W4BD018	92	F026W4FA018	70	F026Z030006	212	F030A22A001	212	F030A31D030
91	F026W4BD030	92	F026W4FA030	70	F026Z030012	212	F030A22A006	212	F030A31D033
91	F026W4BD033	92	F026W4FA033	70	F026Z030018	212	F030A22A012	212	F030A32A000
91	F026W4CA001	92	F026W4FB001	70	F026Z030030	212	F030A22A018	212	F030A32A001
91	F026W4CA006	92	F026W4FB006	70	F026Z030033	212	F030A22A030	212	F030A32A006
91	F026W4CA012	92	F026W4FB012	49	F026Z050001	212	F030A22A033	212	F030A32A012
91	F026W4CA018	92	F026W4FB018	106	F026Z050001	212	F030A22B000	212	F030A32A018
91	F026W4CA030	92	F026W4FB030	49	F026Z050006	212	F030A22B001	212	F030A32A030
91	F026W4CA033	92	F026W4FB033	106	F026Z050006	212	F030A22B006	212	F030A32A033
91	F026W4CB001	92	F026W4FD001	49	F026Z050012	212	F030A22B012	212	F030A32B000
91	F026W4CB006	92	F026W4FD006	49	F026Z050018	212	F030A22B018	212	F030A32B001
91	F026W4CB012	92	F026W4FD012	49	F026Z050030	212	F030A22B030	212	F030A32B006
91	F026W4CB018	92	F026W4FD018	49	F026Z050033	212	F030A22B033	212	F030A32B012
91	F026W4CB030	92	F026W4FD030	29	F026Z060000	212	F030A22D000	212	F030A32B018

Page	Reference	Page	Reference	Page	Reference	Page	Reference	Page	Reference
212	F030A32B030	212	F030A42B006	216	F030B22A033	216	F030B32A012	216	F030B42A000
212	F030A32B033	212	F030A42B012	216	F030B22B000	216	F030B32A018	216	F030B42A001
212	F030A32D000	212	F030A42B018	216	F030B22B001	216	F030B32A030	216	F030B42A006
212	F030A32D001	212	F030A42B030	216	F030B22B006	216	F030B32A033	216	F030B42A012
212	F030A32D006	212	F030A42B033	216	F030B22B012	216	F030B32B000	216	F030B42A018
212	F030A32D012	212	F030A42D000	216	F030B22B018	216	F030B32B001	216	F030B42A030
212	F030A32D018	212	F030A42D001	216	F030B22B030	216	F030B32B006	216	F030B42A033
212	F030A32D030	212	F030A42D006	216	F030B22B033	216	F030B32B012	216	F030B42B000
212	F030A32D033	212	F030A42D012	216	F030B22D000	216	F030B32B018	216	F030B42B001
213	F030A33A000	212	F030A42D018	216	F030B22D001	216	F030B32B030	216	F030B42B006
213	F030A33A001	212	F030A42D030	216	F030B22D006	216	F030B32B033	216	F030B42B012
213	F030A33A006	212	F030A42D033	216	F030B22D012	216	F030B32D000	216	F030B42B018
213	F030A33A012	213	F030A43A000	216	F030B22D018	216	F030B32D001	216	F030B42B030
213	F030A33A018	213	F030A43A001	216	F030B22D030	216	F030B32D006	216	F030B42B033
213	F030A33A030	213	F030A43A006	216	F030B22D033	216	F030B32D012	216	F030B42D000
213	F030A33A033	213	F030A43A012	217	F030B23A000	216	F030B32D018	216	F030B42D001
213	F030A33B000	213	F030A43A018	217	F030B23A001	216	F030B32D030	216	F030B42D006
213	F030A33B001	213	F030A43A030	217	F030B23A006	216	F030B32D033	216	F030B42D012
213	F030A33B006	213	F030A43A033	217	F030B23A012	217	F030B33A000	216	F030B42D018
213	F030A33B012	213	F030A43B000	217	F030B23A018	217	F030B33A001	216	F030B42D030
213	F030A33B018	213	F030A43B001	217	F030B23A030	217	F030B33A006	216	F030B42D033
213	F030A33B030	213	F030A43B006	217	F030B23A033	217	F030B33A012	217	F030B43A000
213	F030A33B033	213	F030A43B012	217	F030B23B000	217	F030B33A018	217	F030B43A001
213	F030A33D000	213	F030A43B018	217	F030B23B001	217	F030B33A030	217	F030B43A006
213	F030A33D001	213	F030A43B030	217	F030B23B006	217	F030B33A033	217	F030B43A012
213	F030A33D006	213	F030A43B033	217	F030B23B012	217	F030B33B000	217	F030B43A018
213	F030A33D012	213	F030A43D000	217	F030B23B018	217	F030B33B001	217	F030B43A030
213	F030A33D018	213	F030A43D001	217	F030B23B030	217	F030B33B006	217	F030B43A033
213	F030A33D030	213	F030A43D006	217	F030B23B033	217	F030B33B012	217	F030B43B000
213	F030A33D033	213	F030A43D012	217	F030B23D000	217	F030B33B018	217	F030B43B001
212	F030A41A000	213	F030A43D018	217	F030B23D001	217	F030B33B030	217	F030B43B006
212	F030A41A001	213	F030A43D030	217	F030B23D006	217	F030B33B033	217	F030B43B012
212	F030A41A006	213	F030A43D033	217	F030B23D012	217	F030B33D000	217	F030B43B018
212	F030A41A012	216	F030B21A000	217	F030B23D018	217	F030B33D001	217	F030B43B030
212	F030A41A018	216	F030B21A001	217	F030B23D030	217	F030B33D006	217	F030B43B033
212	F030A41A030	216	F030B21A006	217	F030B23D033	217	F030B33D012	217	F030B43D000
212	F030A41A033	216	F030B21A012	216	F030B31A000	217	F030B33D018	217	F030B43D001
212	F030A41B000	216	F030B21A018	216	F030B31A001	217	F030B33D030	217	F030B43D006
212	F030A41B001	216	F030B21A030	216	F030B31A006	217	F030B33D033	217	F030B43D012
212	F030A41B006	216	F030B21A033	216	F030B31A012	216	F030B41A000	217	F030B43D018
212	F030A41B012	216	F030B21B000	216	F030B31A018	216	F030B41A001	217	F030B43D030
212	F030A41B018	216	F030B21B001	216	F030B31A030	216	F030B41A006	217	F030B43D033
212	F030A41B030	216	F030B21B006	216	F030B31A033	216	F030B41A012	214	F030C21A000
212	F030A41B033	216	F030B21B012	216	F030B31B000	216	F030B41A018	214	F030C21A001
212	F030A41D000	216	F030B21B018	216	F030B31B001	216	F030B41A030	214	F030C21A006
212	F030A41D001	216	F030B21B030	216	F030B31B006	216	F030B41A033	214	F030C21A012
212	F030A41D006	216	F030B21B033	216	F030B31B012	216	F030B41B000	214	F030C21A018
212	F030A41D012	216	F030B21D000	216	F030B31B018	216	F030B41B001	214	F030C21A030
212	F030A41D018	216	F030B21D001	216	F030B31B030	216	F030B41B006	214	F030C21A033
212	F030A41D030	216	F030B21D006	216	F030B31B033	216	F030B41B012	214	F030C21B000
212	F030A41D033	216	F030B21D012	216	F030B31D000	216	F030B41B018	214	F030C21B001
212	F030A42A000	216	F030B21D018	216	F030B31D001	216	F030B41B030	214	F030C21B006
212	F030A42A001	216	F030B21D030	216	F030B31D006	216	F030B41B033	214	F030C21B012
212	F030A42A006	216	F030B21D033	216	F030B31D012	216	F030B41D000	214	F030C21B018
212	F030A42A012	216	F030B22A000	216	F030B31D018	216	F030B41D001	214	F030C21B030
212	F030A42A018	216	F030B22A001	216	F030B31D030	216	F030B41D006	214	F030C21B033
212	F030A42A030	216	F030B22A006	216	F030B31D033	216	F030B41D012	214	F030C21D000
212	F030A42A033	216	F030B22A012	216	F030B32A000	216	F030B41D018	214	F030C21D001
212	F030A42B000	216	F030B22A018	216	F030B32A001	216	F030B41D030	214	F030C21D006
212	F030A42B001	216	F030B22A030	216	F030B32A006	216	F030B41D033	214	F030C21D012

Page	Reference	Page	Reference	Page	Reference	Page	Reference	Page	Reference
214	F030C21D018	214	F030C31D001	214	F030C41B030	218	F030D21B006	218	F030D31A033
214	F030C21D030	214	F030C31D006	214	F030C41B033	218	F030D21B012	218	F030D31B000
214	F030C21D033	214	F030C31D012	214	F030C41D000	218	F030D21B018	218	F030D31B001
214	F030C22A000	214	F030C31D018	214	F030C41D001	218	F030D21B030	218	F030D31B006
214	F030C22A001	214	F030C31D030	214	F030C41D006	218	F030D21B033	218	F030D31B012
214	F030C22A006	214	F030C31D033	214	F030C41D012	218	F030D21D000	218	F030D31B018
214	F030C22A012	214	F030C32A000	214	F030C41D018	218	F030D21D001	218	F030D31B030
214	F030C22A018	214	F030C32A001	214	F030C41D030	218	F030D21D006	218	F030D31B033
214	F030C22A030	214	F030C32A006	214	F030C41D033	218	F030D21D012	218	F030D31D000
214	F030C22A033	214	F030C32A012	214	F030C42A000	218	F030D21D018	218	F030D31D001
214	F030C22B000	214	F030C32A018	214	F030C42A001	218	F030D21D030	218	F030D31D006
214	F030C22B001	214	F030C32A030	214	F030C42A006	218	F030D21D033	218	F030D31D012
214	F030C22B006	214	F030C32A033	214	F030C42A012	218	F030D22A000	218	F030D31D018
214	F030C22B012	214	F030C32B000	214	F030C42A018	218	F030D22A001	218	F030D31D030
214	F030C22B018	214	F030C32B001	214	F030C42A030	218	F030D22A006	218	F030D31D033
214	F030C22B030	214	F030C32B006	214	F030C42A033	218	F030D22A012	218	F030D32A000
214	F030C22B033	214	F030C32B012	214	F030C42B000	218	F030D22A018	218	F030D32A001
214	F030C22D000	214	F030C32B018	214	F030C42B001	218	F030D22A030	218	F030D32A006
214	F030C22D001	214	F030C32B030	214	F030C42B006	218	F030D22A033	218	F030D32A012
214	F030C22D006	214	F030C32B033	214	F030C42B012	218	F030D22B000	218	F030D32A018
214	F030C22D012	214	F030C32D000	214	F030C42B018	218	F030D22B001	218	F030D32A030
214	F030C22D018	214	F030C32D001	214	F030C42B030	218	F030D22B006	218	F030D32A033
214	F030C22D030	214	F030C32D006	214	F030C42B033	218	F030D22B012	218	F030D32B000
214	F030C22D033	214	F030C32D012	214	F030C42D000	218	F030D22B018	218	F030D32B001
215	F030C23A000	214	F030C32D018	214	F030C42D001	218	F030D22B030	218	F030D32B006
215	F030C23A001	214	F030C32D030	214	F030C42D006	218	F030D22B033	218	F030D32B012
215	F030C23A006	214	F030C32D033	214	F030C42D012	218	F030D22D000	218	F030D32B018
215	F030C23A012	215	F030C33A000	214	F030C42D018	218	F030D22D001	218	F030D32B030
215	F030C23A018	215	F030C33A001	214	F030C42D030	218	F030D22D006	218	F030D32B033
215	F030C23A030	215	F030C33A006	214	F030C42D033	218	F030D22D012	218	F030D32D000
215	F030C23A033	215	F030C33A012	215	F030C43A000	218	F030D22D018	218	F030D32D001
215	F030C23B000	215	F030C33A018	215	F030C43A001	218	F030D22D030	218	F030D32D006
215	F030C23B001	215	F030C33A030	215	F030C43A006	218	F030D22D033	218	F030D32D012
215	F030C23B006	215	F030C33A033	215	F030C43A012	219	F030D23A000	218	F030D32D018
215	F030C23B012	215	F030C33B000	215	F030C43A018	219	F030D23A001	218	F030D32D030
215	F030C23B018	215	F030C33B001	215	F030C43A030	219	F030D23A006	218	F030D32D033
215	F030C23B030	215	F030C33B006	215	F030C43A033	219	F030D23A012	219	F030D33A000
215	F030C23B033	215	F030C33B012	215	F030C43B000	219	F030D23A018	219	F030D33A001
215	F030C23D000	215	F030C33B018	215	F030C43B001	219	F030D23A030	219	F030D33A006
215	F030C23D001	215	F030C33B030	215	F030C43B006	219	F030D23A033	219	F030D33A012
215	F030C23D006	215	F030C33B033	215	F030C43B012	219	F030D23B000	219	F030D33A018
215	F030C23D012	215	F030C33D000	215	F030C43B018	219	F030D23B001	219	F030D33A030
215	F030C23D018	215	F030C33D001	215	F030C43B030	219	F030D23B006	219	F030D33A033
215	F030C23D030	215	F030C33D006	215	F030C43B033	219	F030D23B012	219	F030D33B000
215	F030C23D033	215	F030C33D012	215	F030C43D000	219	F030D23B018	219	F030D33B001
214	F030C31A000	215	F030C33D018	215	F030C43D001	219	F030D23B030	219	F030D33B006
214	F030C31A001	215	F030C33D030	215	F030C43D006	219	F030D23B033	219	F030D33B012
214	F030C31A006	215	F030C33D033	215	F030C43D012	219	F030D23D000	219	F030D33B018
214	F030C31A012	214	F030C41A000	215	F030C43D018	219	F030D23D001	219	F030D33B030
214	F030C31A018	214	F030C41A001	215	F030C43D030	219	F030D23D006	219	F030D33B033
214	F030C31A030	214	F030C41A006	215	F030C43D033	219	F030D23D012	219	F030D33D000
214	F030C31A033	214	F030C41A012	218	F030D21A000	219	F030D23D018	219	F030D33D001
214	F030C31B000	214	F030C41A018	218	F030D21A001	219	F030D23D030	219	F030D33D006
214	F030C31B001	214	F030C41A030	218	F030D21A006	219	F030D23D033	219	F030D33D012
214	F030C31B006	214	F030C41A033	218	F030D21A012	218	F030D31A000	219	F030D33D018
214	F030C31B012	214	F030C41B000	218	F030D21A018	218	F030D31A001	219	F030D33D030
214	F030C31B018	214	F030C41B001	218	F030D21A030	218	F030D31A006	219	F030D33D033
214	F030C31B030	214	F030C41B006	218	F030D21A033	218	F030D31A012	218	F030D41A000
214	F030C31B033	214	F030C41B012	218	F030D21B000	218	F030D31A018	218	F030D41A001
214	F030C31D000	214	F030C41B018	218	F030D21B001	218	F030D31A030	218	F030D41A006

Page	Reference	Page	Reference	Page	Reference	Page	Reference	Page	Reference
218	F030D41A012	217	F030Z010000	412	F1113001-310.A	413	F1116012-310.A	413	F1119030-310.A
218	F030D41A018	219	F030Z020000	412	F1113001.A	413	F1116012.A	413	F1119030.A
218	F030D41A030	184	F038AAAA0ZZ	412	F1113006-300.A	413	F1116018-300.A	413	F1119033-300.A
218	F030D41A033	184	F038AABA0ZZ	412	F1113006-310.A	413	F1116018-310.A	413	F1119033-310.A
218	F030D41B000	184	F038AACA0ZZ	412	F1113006.A	413	F1116018.A	413	F1119033.A
218	F030D41B001	412	F1110001-300.A	412	F1113012-300.A	413	F1116030-300.A	413	F1120001-300.A
218	F030D41B006	412	F1110001-310.A	412	F1113012-310.A	413	F1116030-310.A	413	F1120001-310.A
218	F030D41B012	412	F1110001.A	412	F1113012.A	413	F1116030.A	413	F1120001.A
218	F030D41B018	412	F1110006-300.A	412	F1113018-300.A	413	F1116033-300.A	413	F1120006-300.A
218	F030D41B030	412	F1110006-310.A	412	F1113018-310.A	413	F1116033-310.A	413	F1120006-310.A
218	F030D41B033	412	F1110006.A	412	F1113018.A	413	F1116033.A	413	F1120006.A
218	F030D41D000	412	F1110012-300.A	412	F1113030-300.A	413	F1117001-300.A	413	F1120012-300.A
218	F030D41D001	412	F1110012-310.A	412	F1113030-310.A	413	F1117001-310.A	413	F1120012-310.A
218	F030D41D006	412	F1110012.A	412	F1113030.A	413	F1117001.A	413	F1120012.A
218	F030D41D012	412	F1110018-300.A	412	F1113033-300.A	413	F1117006-300.A	413	F1120018-300.A
218	F030D41D018	412	F1110018-310.A	412	F1113033-310.A	413	F1117006-310.A	413	F1120018-310.A
218	F030D41D030	412	F1110018.A	412	F1113033.A	413	F1117006.A	413	F1120018.A
218	F030D41D033	412	F1110030-300.A	412	F1114001-300.A	413	F1117012-300.A	413	F1120030-300.A
218	F030D42A000	412	F1110030-310.A	412	F1114001-310.A	413	F1117012-310.A	413	F1120030-310.A
218	F030D42A001	412	F1110030.A	412	F1114001.A	413	F1117012.A	413	F1120030.A
218	F030D42A006	412	F1110033-300.A	412	F1114006-300.A	413	F1117018-300.A	413	F1120033-300.A
218	F030D42A012	412	F1110033-310.A	412	F1114006-310.A	413	F1117018-310.A	413	F1120033-310.A
218	F030D42A018	412	F1110033.A	412	F1114006.A	413	F1117018.A	413	F1120033.A
218	F030D42A030	412	F1111001-300.A	412	F1114012-300.A	413	F1117030-300.A	413	F1121001-300.A
218	F030D42A033	412	F1111001-310.A	412	F1114012-310.A	413	F1117030-310.A	413	F1121001-310.A
218	F030D42B000	412	F1111001.A	412	F1114012.A	413	F1117030.A	413	F1121001.A
218	F030D42B001	412	F1111006-300.A	412	F1114018-300.A	413	F1117033-300.A	413	F1121006-300.A
218	F030D42B006	412	F1111006-310.A	412	F1114018-310.A	413	F1117033-310.A	413	F1121006-310.A
218	F030D42B012	412	F1111006.A	412	F1114018.A	413	F1117033.A	413	F1121006.A
218	F030D42B018	412	F1111012-300.A	412	F1114030-300.A	413	F1118001-300.A	413	F1121012-300.A
218	F030D42B030	412	F1111012-310.A	412	F1114030-310.A	413	F1118001-310.A	413	F1121012-310.A
218	F030D42B033	412	F1111012.A	412	F1114030.A	413	F1118001.A	413	F1121012.A
218	F030D42D000	412	F1111018-300.A	412	F1114033-300.A	413	F1118006-300.A	413	F1121018-300.A
218	F030D42D001	412	F1111018-310.A	412	F1114033-310.A	413	F1118006-310.A	413	F1121018-310.A
218	F030D42D006	412	F1111018.A	412	F1114033.A	413	F1118006.A	413	F1121018.A
218	F030D42D012	412	F1111030-300.A	412	F1115001-300.A	413	F1118012-300.A	413	F1121030-300.A
218	F030D42D018	412	F1111030-310.A	412	F1115001-310.A	413	F1118012-310.A	413	F1121030-310.A
218	F030D42D030	412	F1111030.A	412	F1115001.A	413	F1118012.A	413	F1121030.A
218	F030D42D033	412	F1111033-300.A	412	F1115006-300.A	413	F1118018-300.A	413	F1121033-300.A
219	F030D43A000	412	F1111033-310.A	412	F1115006-310.A	413	F1118018-310.A	413	F1121033-310.A
219	F030D43A001	412	F1111033.A	412	F1115006.A	413	F1118018.A	413	F1121033.A
219	F030D43A006	412	F1112001-300.A	412	F1115012-300.A	413	F1118030-300.A	414	F1140001
219	F030D43A012	412	F1112001-310.A	412	F1115012-310.A	413	F1118030-310.A	414	F1140001-300.B
219	F030D43A018	412	F1112001.A	412	F1115012.A	413	F1118030.A	414	F1140001-310.A
219	F030D43A030	412	F1112006-300.A	412	F1115018-300.A	413	F1118033-300.A	414	F1140006
219	F030D43A033	412	F1112006-310.A	412	F1115018-310.A	413	F1118033-310.A	414	F1140006-300.B
219	F030D43B000	412	F1112006.A	412	F1115018.A	413	F1118033.A	414	F1140006-310.A
219	F030D43B001	412	F1112012-300.A	412	F1115030-300.A	413	F1119001-300.A	414	F1140012
219	F030D43B006	412	F1112012-310.A	412	F1115030-310.A	413	F1119001-310.A	414	F1140012-300.B
219	F030D43B012	412	F1112012.A	412	F1115030.A	413	F1119001.A	414	F1140012-310.A
219	F030D43B018	412	F1112018-300.A	412	F1115033-300.A	413	F1119006-300.A	414	F1140018
219	F030D43B030	412	F1112018-310.A	412	F1115033-310.A	413	F1119006-310.A	414	F1140018-300.B
219	F030D43B033	412	F1112018.A	412	F1115033.A	413	F1119006.A	414	F1140018-310.A
219	F030D43D000	412	F1112030-300.A	413	F1116001-300.A	413	F1119012-300.A	414	F1140030
219	F030D43D001	412	F1112030-310.A	413	F1116001-310.A	413	F1119012-310.A	414	F1140030-300.B
219	F030D43D006	412	F1112030.A	413	F1116001.A	413	F1119012.A	414	F1140030-310.A
219	F030D43D012	412	F1112033-300.A	413	F1116006-300.A	413	F1119018-300.A	414	F1140033
219	F030D43D018	412	F1112033-310.A	413	F1116006-310.A	413	F1119018-310.A	414	F1140033-300.B
219	F030D43D030	412	F1112033.A	413	F1116006.A	413	F1119018.A	414	F1140033-310.A
219	F030D43D033	412	F1113001-300.A	413	F1116012-300.A	413	F1119030-300.A	414	F1141001

Page	Reference	Page	Reference	Page	Reference	Page	Reference	Page	Reference
414	F1141001-300.B	414	F1144012-300.B	415	F1147030-300.B	415	F1151001-300.B	416	F1172012-300.A
414	F1141001-310.A	414	F1144012-310.A	415	F1147030-310.A	415	F1151001-310.A	416	F1172012-310
414	F1141006	414	F1144018	415	F1147033	415	F1151006	416	F1172018
414	F1141006-300.B	414	F1144018-300.B	415	F1147033-300.B	415	F1151006-300.B	416	F1172018-300.A
414	F1141006-310.A	414	F1144018-310.A	415	F1147033-310.A	415	F1151006-310.A	416	F1172018-310
414	F1141012	414	F1144030	415	F1148001	415	F1151012	416	F1172030
414	F1141012-300.B	414	F1144030-300.B	415	F1148001-300.B	415	F1151012-300.B	416	F1172030-300.A
414	F1141012-310.A	414	F1144030-310.A	415	F1148001-310.A	415	F1151012-310.A	416	F1172030-310
414	F1141018	414	F1144033	415	F1148006	415	F1151018	416	F1172033
414	F1141018-300.B	414	F1144033-300.B	415	F1148006-300.B	415	F1151018-300.B	416	F1172033-300.A
414	F1141018-310.A	414	F1144033-310.A	415	F1148006-310.A	415	F1151018-310.A	416	F1172033-310
414	F1141030	414	F1145001	415	F1148012	415	F1151030	416	F1173001
414	F1141030-300.B	414	F1145001-300.A	415	F1148012-300.B	415	F1151030-300.B	416	F1173001-300.A
414	F1141030-310.A	414	F1145001-310	415	F1148012-310.A	415	F1151030-310.A	416	F1173001-310.A
414	F1141033	414	F1145006	415	F1148018	415	F1151033	416	F1173006
414	F1141033-300.B	414	F1145006-300.A	415	F1148018-300.B	415	F1151033-300.B	416	F1173006-300.A
414	F1141033-310.A	414	F1145006-310	415	F1148018-310.A	415	F1151033-310.A	416	F1173006-310.A
414	F1142001	414	F1145012	415	F1148030	416	F1170001	416	F1173012
414	F1142001-300.B	414	F1145012-300.A	415	F1148030-300.B	416	F1170001-300	416	F1173012-300.A
414	F1142001-310.A	414	F1145012-310	415	F1148030-310.A	416	F1170001-310	416	F1173012-310.A
414	F1142006	414	F1145018	415	F1148033	416	F1170006	416	F1173018
414	F1142006-300.B	414	F1145018-300.A	415	F1148033-300.B	416	F1170006-300	416	F1173018-300.A
414	F1142006-310.A	414	F1145018-310	415	F1148033-310.A	416	F1170006-310	416	F1173018-310.A
414	F1142012	414	F1145030	415	F1149001	416	F1170012	416	F1173030
414	F1142012-300.B	414	F1145030-300.A	415	F1149001-300.B	416	F1170012-300	416	F1173030-300.A
414	F1142012-310.A	414	F1145030-310	415	F1149001-310.A	416	F1170012-310	416	F1173030-310.A
414	F1142018	414	F1145033	415	F1149006	416	F1170018	416	F1173033
414	F1142018-300.B	414	F1145033-300.A	415	F1149006-300.B	416	F1170018-300	416	F1173033-300.A
414	F1142018-310.A	414	F1145033-310	415	F1149006-310.A	416	F1170018-310	416	F1173033-310.A
414	F1142030	415	F1146001	415	F1149012	416	F1170030	416	F1174001
414	F1142030-300.B	415	F1146001-300.B	415	F1149012-300.B	416	F1170030-300	416	F1174001-300
414	F1142030-310.A	415	F1146001-310.A	415	F1149012-310.A	416	F1170030-310	416	F1174001-310
414	F1142033	415	F1146006	415	F1149018	416	F1170033	416	F1174006
414	F1142033-300.B	415	F1146006-300.B	415	F1149018-300.B	416	F1170033-300	416	F1174006-300
414	F1142033-310.A	415	F1146006-310.A	415	F1149018-310.A	416	F1170033-310	416	F1174006-310
414	F1143001	415	F1146012	415	F1149030	416	F1171001	416	F1174012
414	F1143001-300.B	415	F1146012-300.B	415	F1149030-300.B	416	F1171001-300.A	416	F1174012-300
414	F1143001-310.A	415	F1146012-310.A	415	F1149030-310.A	416	F1171001-310.A	416	F1174012-310
414	F1143006	415	F1146018	415	F1149033	416	F1171006	416	F1174018
414	F1143006-300.B	415	F1146018-300.B	415	F1149033-300.B	416	F1171006-300.A	416	F1174018-300
414	F1143006-310.A	415	F1146018-310.A	415	F1149033-310.A	416	F1171006-310.A	416	F1174018-310
414	F1143012	415	F1146030	415	F1150001	416	F1171012	416	F1174030
414	F1143012-300.B	415	F1146030-300.B	415	F1150001-300.B	416	F1171012-300.A	416	F1174030-300
414	F1143012-310.A	415	F1146030-310.A	415	F1150001-310.A	416	F1171012-310.A	416	F1174030-310
414	F1143018	415	F1146033	415	F1150006	416	F1171018	416	F1174033
414	F1143018-300.B	415	F1146033-300.B	415	F1150006-300.B	416	F1171018-300.A	416	F1174033-300
414	F1143018-310.A	415	F1146033-310.A	415	F1150006-310.A	416	F1171018-310.A	416	F1174033-310
414	F1143030	415	F1147001	415	F1150012	416	F1171030	416	F1175001
414	F1143030-300.B	415	F1147001-300.B	415	F1150012-300.B	416	F1171030-300.A	416	F1175001-300.A
414	F1143030-310.A	415	F1147001-310.A	415	F1150012-310.A	416	F1171030-310.A	416	F1175001-310
414	F1143033	415	F1147006	415	F1150018	416	F1171033	416	F1175006
414	F1143033-300.B	415	F1147006-300.B	415	F1150018-300.B	416	F1171033-300.A	416	F1175006-300.A
414	F1143033-310.A	415	F1147006-310.A	415	F1150018-310.A	416	F1171033-310.A	416	F1175006-310
414	F1144001	415	F1147012	415	F1150030	416	F1172001	416	F1175012
414	F1144001-300.B	415	F1147012-300.B	415	F1150030-300.B	416	F1172001-300.A	416	F1175012-300.A
414	F1144001-310.A	415	F1147012-310.A	415	F1150030-310.A	416	F1172001-310	416	F1175012-310
414	F1144006	415	F1147018	415	F1150033	416	F1172006	416	F1175018
414	F1144006-300.B	415	F1147018-300.B	415	F1150033-300.B	416	F1172006-300.A	416	F1175018-300.A
414	F1144006-310.A	415	F1147018-310.A	415	F1150033-310.A	416	F1172006-310	416	F1175018-310
414	F1144012	415	F1147030	415	F1151001	416	F1172012	416	F1175030

Page	Reference	Page	Reference	Page	Reference	Page	Reference	Page	Reference
416	F1175030-300.A	417	F1179001-300.A	620	F1204006	309	F1218030	310	F1233006-300
416	F1175030-310	417	F1179001-310.A	620	F1204012	309	F1218033	310	F1233006-310
416	F1175033	417	F1179006	620	F1204018	310	F1230001	310	F1233012
416	F1175033-300.A	417	F1179006-300.A	620	F1204030	310	F1230001-300	310	F1233012-300
416	F1175033-310	417	F1179006-310.A	620	F1204033	310	F1230001-310	310	F1233012-310
417	F1176001	417	F1179012	313	F1207000	310	F1230006	310	F1233018
417	F1176001-300.A	417	F1179012-300.A	313	F1208000	310	F1230006-300	310	F1233018-300
417	F1176001-310	417	F1179012-310.A	308	F1209000	310	F1230006-310	310	F1233018-310
417	F1176006	417	F1179018	309	F1210001	310	F1230012	310	F1233030
417	F1176006-300.A	417	F1179018-300.A	309	F1210006	310	F1230012-300	310	F1233030-300
417	F1176006-310	417	F1179018-310.A	309	F1210012	310	F1230012-310	310	F1233030-310
417	F1176012	417	F1179030	309	F1210018	310	F1230018	310	F1233033
417	F1176012-300.A	417	F1179030-300.A	309	F1210030	310	F1230018-300	310	F1233033-300
417	F1176012-310	417	F1179030-310.A	309	F1210033	310	F1230018-310	310	F1233033-310
417	F1176018	417	F1179033	309	F1211001	310	F1230030	310	F1234001
417	F1176018-300.A	417	F1179033-300.A	309	F1211006	310	F1230030-300	310	F1234001-300
417	F1176018-310	417	F1179033-310.A	309	F1211012	310	F1230030-310	310	F1234001-310
417	F1176030	417	F1180001	309	F1211018	310	F1230033	310	F1234006
417	F1176030-300.A	417	F1180001-300.A	309	F1211030	310	F1230033-300	310	F1234006-300
417	F1176030-310	417	F1180001-310.A	309	F1211033	310	F1230033-310	310	F1234006-310
417	F1176033	417	F1180006	309	F1212001	310	F1231001	310	F1234012
417	F1176033-300.A	417	F1180006-300.A	309	F1212006	310	F1231001-300	310	F1234012-300
417	F1176033-310	417	F1180006-310.A	309	F1212012	310	F1231001-310	310	F1234012-310
417	F1177001	417	F1180012	309	F1212018	310	F1231006	310	F1234018
417	F1177001-300.A	417	F1180012-300.A	309	F1212030	310	F1231006-300	310	F1234018-300
417	F1177001-310.A	417	F1180012-310.A	309	F1212033	310	F1231006-310	310	F1234018-310
417	F1177006	417	F1180018	309	F1213001	310	F1231012	310	F1234030
417	F1177006-300.A	417	F1180018-300.A	309	F1213006	310	F1231012-300	310	F1234030-300
417	F1177006-310.A	417	F1180018-310.A	309	F1213012	310	F1231012-310	310	F1234030-310
417	F1177012	417	F1180030	309	F1213018	310	F1231018	310	F1234033
417	F1177012-300.A	417	F1180030-300.A	309	F1213030	310	F1231018-300	310	F1234033-300
417	F1177012-310.A	417	F1180030-310.A	309	F1213033	310	F1231018-310	310	F1234033-310
417	F1177018	417	F1180033	309	F1214001	310	F1231030	310	F1235001
417	F1177018-300.A	417	F1180033-300.A	309	F1214006	310	F1231030-300	310	F1235001-300
417	F1177018-310.A	417	F1180033-310.A	309	F1214012	310	F1231030-310	310	F1235001-310
417	F1177030	417	F1181001	309	F1214018	310	F1231033	310	F1235006
417	F1177030-300.A	417	F1181001-300.A	309	F1214030	310	F1231033-300	310	F1235006-300
417	F1177030-310.A	417	F1181001-310.A	309	F1214033	310	F1231033-310	310	F1235006-310
417	F1177033	417	F1181006	309	F1215001	310	F1232001	310	F1235012
417	F1177033-300.A	417	F1181006-300.A	309	F1215006	310	F1232001-300	310	F1235012-300
417	F1177033-310.A	417	F1181006-310.A	309	F1215012	310	F1232001-310	310	F1235012-310
417	F1178001	417	F1181012	309	F1215018	310	F1232006	310	F1235018
417	F1178001-300.A	417	F1181012-300.A	309	F1215030	310	F1232006-300	310	F1235018-300
417	F1178001-310.A	417	F1181012-310.A	309	F1215033	310	F1232006-310	310	F1235018-310
417	F1178006	417	F1181018	309	F1216001	310	F1232012	310	F1235030
417	F1178006-300.A	417	F1181018-300.A	309	F1216006	310	F1232012-300	310	F1235030-300
417	F1178006-310.A	417	F1181018-310.A	309	F1216012	310	F1232012-310	310	F1235030-310
417	F1178012	417	F1181030	309	F1216018	310	F1232018	310	F1235033
417	F1178012-300.A	417	F1181030-300.A	309	F1216030	310	F1232018-300	310	F1235033-300
417	F1178012-310.A	417	F1181030-310.A	309	F1216033	310	F1232018-310	310	F1235033-310
417	F1178018	417	F1181033	309	F1217001	310	F1232030	310	F1236001
417	F1178018-300.A	417	F1181033-300.A	309	F1217006	310	F1232030-300	310	F1236001-300
417	F1178018-310.A	417	F1181033-310.A	309	F1217012	310	F1232030-310	310	F1236001-310
417	F1178030	620	F1203001	309	F1217018	310	F1232033	310	F1236006
417	F1178030-300.A	620	F1203006	309	F1217030	310	F1232033-300	310	F1236006-300
417	F1178030-310.A	620	F1203012	309	F1217033	310	F1232033-310	310	F1236006-310
417	F1178033	620	F1203018	309	F1218001	310	F1233001	310	F1236012
417	F1178033-300.A	620	F1203030	309	F1218006	310	F1233001-300	310	F1236012-300
417	F1178033-310.A	620	F1203033	309	F1218012	310	F1233001-310	310	F1236012-310
417	F1179001	620	F1204001	309	F1218018	310	F1233006	310	F1236018

Page	Reference	Page	Reference	Page	Reference	Page	Reference	Page	Reference
310	F1236018-300	311	F1252030	312	F1271006-300	312	F1274018-300	312	F1277033-300
310	F1236018-310	311	F1252033	312	F1271006-310	312	F1274018-310	312	F1277033-310
310	F1236030	311	F1253001	312	F1271012	312	F1274030	312	F1278001
310	F1236030-300	311	F1253006	312	F1271012-300	312	F1274030-300	312	F1278001-300
310	F1236030-310	311	F1253012	312	F1271012-310	312	F1274030-310	312	F1278001-310
310	F1236033	311	F1253018	312	F1271018	312	F1274033	312	F1278006
310	F1236033-300	311	F1253030	312	F1271018-300	312	F1274033-300	312	F1278006-300
310	F1236033-310	311	F1253033	312	F1271018-310	312	F1274033-310	312	F1278006-310
310	F1237001	311	F1254001	312	F1271030	312	F1275001	312	F1278012
310	F1237001-300	311	F1254006	312	F1271030-300	312	F1275001-300	312	F1278012-300
310	F1237001-310	311	F1254012	312	F1271030-310	312	F1275001-310	312	F1278012-310
310	F1237006	311	F1254018	312	F1271033	312	F1275006	312	F1278018
310	F1237006-300	311	F1254030	312	F1271033-300	312	F1275006-300	312	F1278018-300
310	F1237006-310	311	F1254033	312	F1271033-310	312	F1275006-310	312	F1278018-310
310	F1237012	311	F1255001	312	F1272001	312	F1275012	312	F1278030
310	F1237012-300	311	F1255006	312	F1272001-300	312	F1275012-300	312	F1278030-300
310	F1237012-310	311	F1255012	312	F1272001-310	312	F1275012-310	312	F1278030-310
310	F1237018	311	F1255018	312	F1272006	312	F1275018	312	F1278033
310	F1237018-300	311	F1255030	312	F1272006-300	312	F1275018-300	312	F1278033-300
310	F1237018-310	311	F1255033	312	F1272006-310	312	F1275018-310	312	F1278033-310
310	F1237030	311	F1256001	312	F1272012	312	F1275030	402	F1310000
310	F1237030-300	311	F1256006	312	F1272012-300	312	F1275030-300	402	F1310001
310	F1237030-310	311	F1256012	312	F1272012-310	312	F1275030-310	402	F1310006
310	F1237033	311	F1256018	312	F1272018	312	F1275033	402	F1310012
310	F1237033-300	311	F1256030	312	F1272018-300	312	F1275033-300	402	F1310018
310	F1237033-310	311	F1256033	312	F1272018-310	312	F1275033-310	402	F1310030
310	F1238001	311	F1257001	312	F1272030	312	F1276001	402	F1310033
310	F1238001-300	311	F1257006	312	F1272030-300	312	F1276001-300	402	F1310087
310	F1238001-310	311	F1257012	312	F1272030-310	312	F1276001-310	402	F1310089
310	F1238006	311	F1257018	312	F1272033	312	F1276006	402	F1310090
310	F1238006-300	311	F1257030	312	F1272033-300	312	F1276006-300	402	F1311000
310	F1238006-310	311	F1257033	312	F1272033-310	312	F1276006-310	402	F1311001
310	F1238012	311	F1258001	312	F1273001	312	F1276012	402	F1311006
310	F1238012-300	311	F1258006	312	F1273001-300	312	F1276012-300	402	F1311012
310	F1238012-310	311	F1258012	312	F1273001-310	312	F1276012-310	402	F1311018
310	F1238018	311	F1258018	312	F1273006	312	F1276018	402	F1311030
310	F1238018-300	311	F1258030	312	F1273006-300	312	F1276018-300	402	F1311033
310	F1238018-310	311	F1258033	312	F1273006-310	312	F1276018-310	402	F1311087
310	F1238030	312	F1270001	312	F1273012	312	F1276030	402	F1311089
310	F1238030-300	312	F1270001-300	312	F1273012-300	312	F1276030-300	402	F1311090
310	F1238030-310	312	F1270001-310	312	F1273012-310	312	F1276030-310	402	F1312000
310	F1238033	312	F1270006	312	F1273018	312	F1276033	402	F1312001
310	F1238033-300	312	F1270006-300	312	F1273018-300	312	F1276033-300	402	F1312006
310	F1238033-310	312	F1270006-310	312	F1273018-310	312	F1276033-310	402	F1312012
311	F1250001	312	F1270012	312	F1273030	312	F1277001	402	F1312018
311	F1250006	312	F1270012-300	312	F1273030-300	312	F1277001-300	402	F1312030
311	F1250012	312	F1270012-310	312	F1273030-310	312	F1277001-310	402	F1312033
311	F1250018	312	F1270018	312	F1273033	312	F1277006	402	F1312087
311	F1250030	312	F1270018-300	312	F1273033-300	312	F1277006-300	402	F1312089
311	F1250033	312	F1270018-310	312	F1273033-310	312	F1277006-310	402	F1312090
311	F1251001	312	F1270030	312	F1274001	312	F1277012	402	F1315000
311	F1251006	312	F1270030-300	312	F1274001-300	312	F1277012-300	402	F1315000-300
311	F1251012	312	F1270030-310	312	F1274001-310	312	F1277012-310	402	F1315000-310
311	F1251018	312	F1270033	312	F1274006	312	F1277018	402	F1315001
311	F1251030	312	F1270033-300	312	F1274006-300	312	F1277018-300	402	F1315001-300
311	F1251033	312	F1270033-310	312	F1274006-310	312	F1277018-310	402	F1315001-310
311	F1252001	312	F1271001	312	F1274012	312	F1277030	402	F1315006
311	F1252006	312	F1271001-300	312	F1274012-300	312	F1277030-300	402	F1315006-300
311	F1252012	312	F1271001-310	312	F1274012-310	312	F1277030-310	402	F1315006-310
311	F1252018	312	F1271006	312	F1274018	312	F1277033	402	F1315012

Page	Reference	Page	Reference	Page	Reference	Page	Reference	Page	Reference
402	F1315012-300	402	F1317012-300	395	F4301000	394	F4355006	395	F4358018
402	F1315012-310	402	F1317012-310	395	F4302000	394	F4355006-300	395	F4358018-300
402	F1315018	402	F1317018	395	F4303000	394	F4355006-310	395	F4358018-310
402	F1315018-300	402	F1317018-300	394	F4350001	394	F4355012	395	F4358030
402	F1315018-310	402	F1317018-310	394	F4350006	394	F4355012-300	395	F4358030-300
402	F1315030	402	F1317030	394	F4350012	394	F4355012-310	395	F4358030-310
402	F1315030-300	402	F1317030-300	394	F4350018	394	F4355018	395	F4358033
402	F1315030-310	402	F1317030-310	394	F4350030	394	F4355018-300	395	F4358033-300
402	F1315033	402	F1317033	394	F4350033	394	F4355018-310	395	F4358033-310
402	F1315033-300	402	F1317033-300	394	F4351001	394	F4355030	467	F4555000
402	F1315033-310	402	F1317033-310	394	F4351006	394	F4355030-300	467	F4556000
402	F1315087	402	F1317087	394	F4351012	394	F4355030-310	467	F4557000
402	F1315087-300	402	F1317087-300	394	F4351018	394	F4355033	467	F4558000
402	F1315087-310	402	F1317087-310	394	F4351030	394	F4355033-300	467	F4559000
402	F1315089	402	F1317089	394	F4351033	394	F4355033-310	467	F4560000
402	F1315089-300	402	F1317089-300	394	F4352001	395	F4356001	466	F4570045.A
402	F1315089-310	402	F1317089-310	394	F4352006	395	F4356001-300	466	F4570048.A
402	F1315090	402	F1317090	394	F4352012	395	F4356001-310	466	F4570056.A
402	F1315090-300	402	F1317090-300	394	F4352018	395	F4356006	466	F4570065.A
402	F1315090-310	402	F1317090-310	394	F4352030	395	F4356006-300	466	F4571045.A
402	F1316000	403	F1318000	394	F4352033	395	F4356006-310	466	F4571048.A
402	F1316000-300	308	F1330089.A	394	F4353001	395	F4356012	466	F4571056.A
402	F1316000-310	308	F1331089.A	394	F4353001-300	395	F4356012-300	466	F4571065.A
402	F1316001	308	F1332089.A	394	F4353001-310	395	F4356012-310	466	F4572045.A
402	F1316001-300	456	F2250001	394	F4353006	395	F4356018	466	F4572048.A
402	F1316001-310	456	F2250006	394	F4353006-300	395	F4356018-300	466	F4572056.A
402	F1316006	456	F2250012	394	F4353006-310	395	F4356018-310	466	F4572065.A
402	F1316006-300	456	F2250018	394	F4353012	395	F4356030	466	F4573045.A
402	F1316006-310	456	F2250030	394	F4353012-300	395	F4356030-300	466	F4573048.A
402	F1316012	456	F2250033	394	F4353012-310	395	F4356030-310	466	F4573056.A
402	F1316012-300	456	F2251001	394	F4353018	395	F4356033	466	F4573065.A
402	F1316012-310	456	F2251006	394	F4353018-300	395	F4356033-300	466	F4574045.A
402	F1316018	456	F2251012	394	F4353018-310	395	F4356033-310	466	F4574048.A
402	F1316018-300	456	F2251018	394	F4353030	395	F4357001	466	F4574056.A
402	F1316018-310	456	F2251030	394	F4353030-300	395	F4357001-300	466	F4574065.A
402	F1316030	456	F2251033	394	F4353030-310	395	F4357001-310	466	F4575045.A
402	F1316030-300	456	F2252001	394	F4353033	395	F4357006	466	F4575048.A
402	F1316030-310	456	F2252006	394	F4353033-300	395	F4357006-300	466	F4575056.A
402	F1316033	456	F2252012	394	F4353033-310	395	F4357006-310	466	F4575065.A
402	F1316033-300	456	F2252018	394	F4354001	395	F4357012	466	F4576045.A
402	F1316033-310	456	F2252030	394	F4354001-300	395	F4357012-300	466	F4576048.A
402	F1316087	456	F2252033	394	F4354001-310	395	F4357012-310	466	F4576056.A
402	F1316087-300	456	F2260001	394	F4354006	395	F4357018	466	F4576065.A
402	F1316087-310	456	F2260006	394	F4354006-300	395	F4357018-300	466	F4577045.A
402	F1316089	456	F2260012	394	F4354006-310	395	F4357018-310	466	F4577048.A
402	F1316089-300	456	F2260018	394	F4354012	395	F4357030	466	F4577056.A
402	F1316089-310	456	F2260030	394	F4354012-300	395	F4357030-300	466	F4577065.A
402	F1316090	456	F2260033	394	F4354012-310	395	F4357030-310	466	F4578045.A
402	F1316090-300	456	F2261001	394	F4354018	395	F4357033	466	F4578048.A
402	F1316090-310	456	F2261006	394	F4354018-300	395	F4357033-300	466	F4578056.A
402	F1317000	456	F2261012	394	F4354018-310	395	F4357033-310	466	F4578065.A
402	F1317000-300	456	F2261018	394	F4354030	395	F4358001	465	F4579045-300.A
402	F1317000-310	456	F2261030	394	F4354030-300	395	F4358001-300	465	F4579045-310.A
402	F1317001	456	F2261033	394	F4354030-310	395	F4358001-310	465	F4579045.A
402	F1317001-300	456	F2262001	394	F4354033	395	F4358006	465	F4579048-300.A
402	F1317001-310	456	F2262006	394	F4354033-300	395	F4358006-300	465	F4579048-310.A
402	F1317006	456	F2262012	394	F4354033-310	395	F4358006-310	465	F4579048.A
402	F1317006-300	456	F2262018	394	F4355001	395	F4358012	465	F4579056-300.A
402	F1317006-310	456	F2262030	394	F4355001-300	395	F4358012-300	465	F4579056-310.A
402	F1317012	456	F2262033	394	F4355001-310	395	F4358012-310	465	F4579056.A

Page	Reference	Page	Reference	Page	Reference	Page	Reference	Page	Reference
465	F4579065-300.A	465	F4584065-300.A	464	F4589065-300.A	464	F4594065-300.A	270	F6468041
465	F4579065-310.A	465	F4584065-310.A	464	F4589065-310.A	464	F4594065-310.A	270	F6469022
465	F4579065.A	465	F4584065.A	464	F4589065.A	464	F4594065.A	270	F6469041
465	F4580045-300.A	465	F4585045-300.A	464	F4590045-300.A	464	F4595045-300.A	288	F990B00A000
465	F4580045-310.A	465	F4585045-310.A	464	F4590045-310.A	464	F4595045-310.A	288	F990B01A000
465	F4580045.A	465	F4585045.A	464	F4590045.A	464	F4595045.A	288	F990B02A000
465	F4580048-300.A	465	F4585048-300.A	464	F4590048-300.A	464	F4595048-300.A	288	F990B03A000
465	F4580048-310.A	465	F4585048-310.A	464	F4590048-310.A	464	F4595048-310.A	288	F990B04A000
465	F4580048.A	465	F4585048.A	464	F4590048.A	464	F4595048.A	288	F990B05A000
465	F4580056-300.A	465	F4585056-300.A	464	F4590056-300.A	464	F4595056-300.A	621	F990B07A000
465	F4580056-310.A	465	F4585056-310.A	464	F4590056-310.A	464	F4595056-310.A	620	F990B08A000
465	F4580056.A	465	F4585056.A	464	F4590056.A	464	F4595056.A	621	F990B09A000
465	F4580065-300.A	465	F4585065-300.A	464	F4590065-300.A	464	F4595065-300.A	529	F990B10A000
465	F4580065-310.A	465	F4585065-310.A	464	F4590065-310.A	464	F4595065-310.A	529	F990B11A000
465	F4580065.A	465	F4585065.A	464	F4590065.A	464	F4595065.A	529	F990B12A000
465	F4581045-300.A	465	F4586045-300.A	464	F4591045-300.A	464	F4596045-300.A	529	F990B13A000
465	F4581045-310.A	465	F4586045-310.A	464	F4591045-310.A	464	F4596045-310.A	621	F990B14A000
465	F4581045.A	465	F4586045.A	464	F4591045.A	464	F4596045.A	620	F990B15A000
465	F4581048-300.A	465	F4586048-300.A	464	F4591048-300.A	464	F4596048-300.A	288	F990B16A000
465	F4581048-310.A	465	F4586048-310.A	464	F4591048-310.A	464	F4596048-310.A	288	F990B17A000
465	F4581048.A	465	F4586048.A	464	F4591048.A	464	F4596048.A	288	F990B18A000
465	F4581056-300.A	465	F4586056-300.A	464	F4591056-300.A	464	F4596056-300.A	437	F990B21A000
465	F4581056-310.A	465	F4586056-310.A	464	F4591056-310.A	464	F4596056-310.A	529	F990B22A000
465	F4581056.A	465	F4586056.A	464	F4591056.A	464	F4596056.A	323	F990B23AZ00
465	F4581065-300.A	465	F4586065-300.A	464	F4591065-300.A	464	F4596065-300.A	52	F990C00A000
465	F4581065-310.A	465	F4586065-310.A	464	F4591065-310.A	464	F4596065-310.A	52	F990C010000
465	F4581065.A	465	F4586065.A	464	F4591065.A	464	F4596065.A	53	F990C030000
465	F4582045-300.A	465	F4587045-300.A	464	F4592045-300.A	467	F4597000	376	F990C040000
465	F4582045-310.A	465	F4587045-310.A	464	F4592045-310.A	467	F4598000	288	F990C050000
465	F4582045.A	465	F4587045.A	464	F4592045.A	467	F4599000	53	F990C080000
465	F4582048-300.A	465	F4587048-300.A	464	F4592048-300.A	384	F5960044	599	F990C081000
465	F4582048-310.A	465	F4587048-310.A	464	F4592048-310.A	384	F5960047	599	F990C082000
465	F4582048.A	465	F4587048.A	464	F4592048.A	384	F5960055	599	F990C083000
465	F4582056-300.A	465	F4587056-300.A	464	F4592056-300.A	384	F5960066	52	F990C100000
465	F4582056-310.A	465	F4587056-310.A	464	F4592056-310.A	384	F5961044	52	F990C110000
465	F4582056.A	465	F4587056.A	464	F4592056.A	384	F5961047	732	F990E00A000
465	F4582065-300.A	465	F4587065-300.A	464	F4592065-300.A	384	F5961055	135	F990G300000
465	F4582065-310.A	465	F4587065-310.A	464	F4592065-310.A	384	F5961066	322	F990H010000
465	F4582065.A	465	F4587065.A	464	F4592065.A	385	F5962000	522	FA10017412
465	F4583045-300.A	464	F4588045-300.A	464	F4593045-300.A	384	F5970044	523	FA100174122
465	F4583045-310.A	464	F4588045-310.A	464	F4593045-310.A	384	F5970047	527	FA100174125
465	F4583045.A	464	F4588045.A	464	F4593045.A	384	F5970055	526	FA100174132
465	F4583048-300.A	464	F4588048-300.A	464	F4593048-300.A	384	F5970066	522	FA10017440
465	F4583048-310.A	464	F4588048-310.A	464	F4593048-310.A	384	F5971044	526	FA10017441
465	F4583048.A	464	F4588048.A	464	F4593048.A	384	F5971047	520	FA100176118
465	F4583056-300.A	464	F4588056-300.A	464	F4593056-300.A	384	F5971055	520	FA10017612
465	F4583056-310.A	464	F4588056-310.A	464	F4593056-310.A	384	F5971066	524	FA100176124
465	F4583056.A	464	F4588056.A	464	F4593056.A	384	F5980044	524	FA100176133
465	F4583065-300.A	464	F4588065-300.A	464	F4593065-300.A	384	F5980047	520	FA10017640
465	F4583065-310.A	464	F4588065-310.A	464	F4593065-310.A	384	F5980055	524	FA10017641
465	F4583065.A	464	F4588065.A	464	F4593065.A	384	F5980066	520	FA100177118
465	F4584045-300.A	464	F4589045-300.A	464	F4594045-300.A	384	F5981044	520	FA10017712
465	F4584045-310.A	464	F4589045-310.A	464	F4594045-310.A	384	F5981047	524	FA100177124
465	F4584045.A	464	F4589045.A	464	F4594045.A	384	F5981055	524	FA100177133
465	F4584048-300.A	464	F4589048-300.A	464	F4594048-300.A	384	F5981066	520	FA10017740
465	F4584048-310.A	464	F4589048-310.A	464	F4594048-310.A	271	F6268022	524	FA10017741
465	F4584048.A	464	F4589048.A	464	F4594048.A	271	F6268041	521	FA10017912
465	F4584056-300.A	464	F4589056-300.A	464	F4594056-300.A	271	F6367022	522	FA100179122
465	F4584056-310.A	464	F4589056-310.A	464	F4594056-310.A	271	F6367041	526	FA100179125
465	F4584056.A	464	F4589056.A	464	F4594056.A	270	F6468022	525	FA100179130

Page	Reference	Page	Reference	Page	Reference	Page	Reference	Page	Reference
525	FA100179132	366	FA1041970090	762	FA1051442018.A	766	FA1051740012	768	FA1052521218
521	FA10017930	765	FA1051070001	762	FA1051442030.A	766	FA1051740018	768	FA1052521230
521	FA10017940	765	FA1051070006	762	FA1051442033.A	766	FA1051740030	768	FA1052521233
525	FA10017941	765	FA1051070012	762	FA1051442070.A	766	FA1051740033	768	FA1052521270
521	FA10018012	765	FA1051070018	762	FA1051442201.A	766	FA1051740070	768	FA1052522001
522	FA100180122	765	FA1051070030	762	FA1051442206.A	766	FA1051741201	768	FA1052522006
526	FA100180125	765	FA1051070033	762	FA1051442212.A	766	FA1051741206	768	FA1052522012
525	FA100180130	765	FA1051070070	762	FA1051442218.A	766	FA1051741212	768	FA1052522018
525	FA100180132	765	FA1051071101	762	FA1051442230.A	766	FA1051741218	768	FA1052522030
521	FA10018030	765	FA1051071106	762	FA1051442233.A	766	FA1051741230	768	FA1052522033
521	FA10018040	765	FA1051071112	762	FA1051442270.A	766	FA1051741233	768	FA1052522070
525	FA10018041	765	FA1051071118	762	FA1051710001.A	766	FA1051741270	768	FA1052522201
520	FA100181118	765	FA1051071130	762	FA1051710006.A	783	FA10517414457	768	FA1052522206
520	FA10018112	765	FA1051071133	762	FA1051710012.A	765	FA1051900001	768	FA1052522212
524	FA100181124	765	FA1051071170	762	FA1051710018.A	765	FA1051900006	768	FA1052522218
524	FA100181133	765	FA1051071201	762	FA1051710030.A	765	FA1051900012	768	FA1052522230
520	FA10018140	765	FA1051071206	762	FA1051710033.A	765	FA1051900018	768	FA1052522233
524	FA10018141	765	FA1051071212	762	FA1051710070.A	765	FA1051900030	768	FA1052522270
521	FA10018212	765	FA1051071218	762	FA1051711201.A	765	FA1051900033	767	FA1052540001
522	FA100182122	765	FA1051071230	762	FA1051711206.A	765	FA1051900070	767	FA1052540006
526	FA100182125	765	FA1051071233	762	FA1051711212.A	765	FA1051901101	767	FA1052540012
525	FA100182130	765	FA1051071270	762	FA1051711218.A	765	FA1051901106	767	FA1052540018
525	FA100182132	765	FA1051072001	762	FA1051711230.A	765	FA1051901112	767	FA1052540030
521	FA10018230	765	FA1051072006	762	FA1051711233.A	765	FA1051901118	767	FA1052540033
521	FA10018240	765	FA1051072012	762	FA1051711270.A	765	FA1051901130	767	FA1052540070
525	FA10018241	765	FA1051072018	782	FA10517114357.A	765	FA1051901133	767	FA1052541201
796	FA100501	765	FA1051072030	782	FA10517114557.A	765	FA1051901170	767	FA1052541206
796	FA100506	765	FA1051072033	764	FA1051720001	765	FA1051901201	767	FA1052541212
796	FA100512	765	FA1051072070	764	FA1051720006	765	FA1051901206	767	FA1052541218
796	FA100518	765	FA1051072101	764	FA1051720012	765	FA1051901212	767	FA1052541230
796	FA100530	765	FA1051072106	764	FA1051720018	765	FA1051901218	767	FA1052541233
796	FA100533	765	FA1051072112	764	FA1051720030	765	FA1051901230	767	FA1052541270
796	FA100901	765	FA1051072118	764	FA1051720033	765	FA1051901233	767	FA1052550001
796	FA100906	765	FA1051072130	764	FA1051720070	765	FA1051901270	767	FA1052550006
796	FA100912	765	FA1051072133	764	FA1051721101	784	FA10521114557	767	FA1052550012
796	FA100918	765	FA1051072170	764	FA1051721106	784	FA10521114757	767	FA1052550018
796	FA100930	765	FA1051072201	764	FA1051721112	768	FA1052510001	767	FA1052550030
796	FA100933	765	FA1051072206	764	FA1051721118	768	FA1052510006	767	FA1052550033
527	FA101	765	FA1051072212	764	FA1051721130	768	FA1052510012	767	FA1052550070
527	FA102	765	FA1051072218	764	FA1051721133	768	FA1052510018	767	FA1052551201
691	FA1022290001	765	FA1051072230	764	FA1051721170	768	FA1052510030	767	FA1052551206
691	FA1022290006	765	FA1051072233	764	FA1051721201	768	FA1052510033	767	FA1052551212
691	FA1022290012	765	FA1051072270	764	FA1051721206	768	FA1052510070	767	FA1052551218
691	FA1022290018	762	FA1051440001.A	764	FA1051721212	768	FA1052511201	767	FA1052551230
691	FA1022290030	762	FA1051440006.A	764	FA1051721218	768	FA1052511206	767	FA1052551233
691	FA1022290033	762	FA1051440012.A	764	FA1051721230	768	FA1052511212	767	FA1052551270
691	FA102950001	762	FA1051440018.A	764	FA1051721233	768	FA1052511218	767	FA1052552001
691	FA102950006	762	FA1051440030.A	764	FA1051721270	768	FA1052511230	767	FA1052552006
691	FA102950012	762	FA1051440033.A	783	FA10517214457	768	FA1052511233	767	FA1052552012
691	FA102950018	762	FA1051440070.A	783	FA10517214657	768	FA1052511270	767	FA1052552018
691	FA102950030	762	FA1051441201.A	763	FA1051730001.A	768	FA1052520001	767	FA1052552030
691	FA102950033	762	FA1051441206.A	763	FA1051730006.A	768	FA1052520006	767	FA1052552033
691	FA102960001	762	FA1051441212.A	763	FA1051730012.A	768	FA1052520012	767	FA1052552070
691	FA102960006	762	FA1051441218.A	763	FA1051730018.A	768	FA1052520018	767	FA1052552201
691	FA102960012	762	FA1051441230.A	763	FA1051730030.A	768	FA1052520030	767	FA1052552206
691	FA102960018	762	FA1051441233.A	763	FA1051730033.A	768	FA1052520033	767	FA1052552212
691	FA102960030	762	FA1051441270.A	763	FA1051730070.A	768	FA1052520070	767	FA1052552218
691	FA102960033	762	FA1051442001.A	782	FA10517314357.A	768	FA1052521201	767	FA1052552230
366	FA1041040090	762	FA1051442006.A	766	FA1051740001	768	FA1052521206	767	FA1052552233
366	FA1041060090	762	FA1051442012.A	766	FA1051740006	768	FA1052521212	767	FA1052552270

Page	Reference	Page	Reference	Page	Reference	Page	Reference	Page	Reference
769	FA1052560001	446	FA1071164306	448	FA1072324506	448	FA107925206	713	FA116271218
769	FA1052560006	446	FA1071164312	448	FA1072324512	448	FA107925212	713	FA116271230
769	FA1052560012	446	FA1071164318	448	FA1072324518	448	FA107925218	713	FA116271233
769	FA1052560018	446	FA1071164330	448	FA1072324530	448	FA107925230	713	FA116272101
769	FA1052560030	446	FA1071164333	448	FA1072324533	448	FA107925233	713	FA116272106
769	FA1052560033	446	FA1071165001	448	FA1072325201	367	FA109	713	FA116272112
769	FA1052560070	446	FA1071165006	448	FA1072325206	796	FA110501	713	FA116272118
769	FA1052561201	446	FA1071165012	448	FA1072325212	796	FA110506	713	FA116272130
769	FA1052561206	446	FA1071165018	448	FA1072325218	796	FA110512	713	FA116272133
769	FA1052561212	446	FA1071165030	448	FA1072325230	796	FA110518	714	FA116274201
769	FA1052561218	446	FA1071165033	448	FA1072325233	796	FA110530	714	FA116274206
769	FA1052561230	447	FA1071194401	448	FA1072724701	796	FA110533	714	FA116274212
769	FA1052561233	447	FA1071194406	448	FA1072724706	796	FA110901	714	FA116274218
769	FA1052561270	447	FA1071194412	448	FA1072724712	796	FA110906	714	FA116274230
785	FA10525614557	447	FA1071194418	448	FA1072724718	796	FA110912	714	FA116274233
784	FA10526614557	447	FA1071194430	448	FA1072724730	796	FA110918	713	FA116282101
784	FA10526614757	447	FA1071194433	448	FA1072724733	796	FA110930	713	FA116282106
764	FA105560001	447	FA1071195101	448	FA1072724901	796	FA110933	713	FA116282112
764	FA105560006	447	FA1071195106	448	FA1072724906	803	FA11206	713	FA116282118
764	FA105560012	447	FA1071195112	448	FA1072724912	803	FA11233	713	FA116282130
764	FA105560018	447	FA1071195118	448	FA1072724918	803	FA11306	713	FA116282133
764	FA105560030	447	FA1071195130	448	FA1072724930	803	FA11333	714	FA116284201
764	FA105560033	447	FA1071195133	448	FA1072724933	803	FA11406	714	FA116284206
764	FA105560070	447	FA1071225301	447	FA1072725301	803	FA11433	714	FA116284212
764	FA105561101	447	FA1071225306	447	FA1072725306	803	FA11506	714	FA116284218
764	FA105561106	447	FA1071225312	447	FA1072725312	803	FA11533	714	FA116284230
764	FA105561112	447	FA1071225318	447	FA1072725318	135	FA116	714	FA116284233
764	FA105561118	447	FA1071225330	447	FA1072725330	714	FA11617211301	714	FA1165611301
764	FA105561130	447	FA1071225333	447	FA1072725333	714	FA11617211306	714	FA1165611306
764	FA105561133	446	FA1072304301	446	FA1072764301	714	FA11617211312	714	FA1165611312
764	FA105561170	446	FA1072304306	446	FA1072764306	714	FA11617211318	714	FA1165611318
764	FA105561201	446	FA1072304312	446	FA1072764312	714	FA11617211330	714	FA1165611330
764	FA105561206	446	FA1072304318	446	FA1072764318	714	FA11617211333	714	FA1165611333
764	FA105561212	446	FA1072304330	446	FA1072764330	713	FA1161721201	713	FA116561201
764	FA105561218	446	FA1072304333	446	FA1072764333	713	FA1161721206	713	FA116561206
764	FA105561230	446	FA1072305001	446	FA1072765001	713	FA1161721212	713	FA116561212
764	FA105561233	446	FA1072305006	446	FA1072765006	713	FA1161721218	713	FA116561218
764	FA105561270	446	FA1072305012	446	FA1072765012	713	FA1161721230	713	FA116561230
764	FA105562001	446	FA1072305018	446	FA1072765018	713	FA1161721233	713	FA116561233
764	FA105562006	446	FA1072305030	446	FA1072765030	713	FA1161722101	713	FA116562101
764	FA105562012	446	FA1072305033	446	FA1072765033	713	FA1161722106	713	FA116562106
764	FA105562018	447	FA1072314401	447	FA1072794401	713	FA1161722112	713	FA116562112
764	FA105562030	447	FA1072314406	447	FA1072794406	713	FA1161722118	713	FA116562118
764	FA105562033	447	FA1072314412	447	FA1072794412	713	FA1161722130	713	FA116562130
764	FA105562070	447	FA1072314418	447	FA1072794418	713	FA1161722133	713	FA116562133
764	FA105562101	447	FA1072314430	447	FA1072794430	714	FA1161724201	714	FA116564201
764	FA105562106	447	FA1072314433	447	FA1072794433	714	FA1161724206	714	FA116564206
764	FA105562112	447	FA1072315101	447	FA1072795101	714	FA1161724212	714	FA116564212
764	FA105562118	447	FA1072315106	447	FA1072795106	714	FA1161724218	714	FA116564218
764	FA105562130	447	FA1072315112	447	FA1072795112	714	FA1161724230	714	FA116564230
764	FA105562133	447	FA1072315118	447	FA1072795118	714	FA1161724233	714	FA116564233
764	FA105562170	447	FA1072315130	447	FA1072795130	714	FA1162711301	796	FA11701
764	FA105562201	447	FA1072315133	447	FA1072795133	714	FA1162711306	796	FA11706
764	FA105562206	447	FA1072315301	448	FA107924501	714	FA1162711312	796	FA11712
764	FA105562212	447	FA1072315306	448	FA107924506	714	FA1162711318	796	FA11718
764	FA105562218	447	FA1072315312	448	FA107924512	714	FA1162711330	715	FA11726814601
764	FA105562230	447	FA1072315318	448	FA107924518	714	FA1162711333	715	FA11726814606
764	FA105562233	447	FA1072315330	448	FA107924530	713	FA116271201	715	FA11726814612
764	FA105562270	447	FA1072315333	448	FA107924533	713	FA116271206	715	FA11726814618
446	FA1071164301	448	FA1072324501	448	FA107925201	713	FA116271212	715	FA11726814630

Page	Reference	Page	Reference	Page	Reference	Page	Reference	Page	Reference
715	FA11726814633	715	FA11727914833	716	FA11828215018	795	FA161012233	794	FA162812401
715	FA11726814701	715	FA11727914901	716	FA11828215030	795	FA161012301	794	FA162812406
715	FA11726814706	715	FA11727914906	716	FA11828215033	795	FA161012306	794	FA162812412
715	FA11726814712	715	FA11727914912	716	FA11828215101	795	FA161012312	794	FA162812418
715	FA11726814718	715	FA11727914918	716	FA11828215106	795	FA161012318	794	FA162812430
715	FA11726814730	715	FA11727914930	716	FA11828215112	795	FA161012330	794	FA162812433
715	FA11726814733	715	FA11727914933	716	FA11828215118	795	FA161012333	823	FA16530
715	FA11726814801	796	FA11730	716	FA11828215130	819	FA16106	823	FA16630
715	FA11726814806	796	FA11733	716	FA11828215133	819	FA16112	831	FA16730
715	FA11726814812	716	FA11827115001	716	FA11828215201	819	FA16118	831	FA16830
715	FA11726814818	716	FA11827115006	716	FA11828215206	819	FA16130	660	FA172
715	FA11726814830	716	FA11827115012	716	FA11828215212	819	FA16133	660	FA173
715	FA11726814833	716	FA11827115018	716	FA11828215218	819	FA16201	660	FA174
715	FA11726814901	716	FA11827115030	716	FA11828215230	819	FA16206	819	FA17701
715	FA11726814906	716	FA11827115033	716	FA11828215233	819	FA16212	819	FA17706
715	FA11726814912	716	FA11827115101	716	FA11828215301	819	FA16218	819	FA17712
715	FA11726814918	716	FA11827115106	716	FA11828215306	795	FA162241201	819	FA17718
715	FA11726814930	716	FA11827115112	716	FA11828215312	795	FA162241206	819	FA17730
715	FA11726814933	716	FA11827115118	716	FA11828215318	795	FA162241212	819	FA17733
715	FA11726914601	716	FA11827115130	716	FA11828215330	795	FA162241218	819	FA17801
715	FA11726914606	716	FA11827115133	716	FA11828215333	795	FA162241230	819	FA17806
715	FA11726914612	716	FA11827115201	770	FA129	795	FA162241233	819	FA17812
715	FA11726914618	716	FA11827115206	770	FA135	795	FA162241301	819	FA17818
715	FA11726914630	716	FA11827115212	427	FA136	795	FA162241306	819	FA17830
715	FA11726914633	716	FA11827115218	376	FA139	795	FA162241312	819	FA17833
715	FA11726914701	716	FA11827115230	537	FA148	795	FA162241318	822	FA17901
715	FA11726914706	716	FA11827115233	536	FA151	795	FA162241330	822	FA17906
715	FA11726914712	716	FA11827115301	536	FA152	795	FA162241333	822	FA17912
715	FA11726914718	716	FA11827115306	536	FA153	819	FA16230	822	FA17918
715	FA11726914730	716	FA11827115312	817	FA15701	819	FA16233	822	FA17930
715	FA11726914733	716	FA11827115318	817	FA15706	794	FA162801301	822	FA17933
715	FA11726914801	716	FA11827115330	817	FA15712	794	FA162801306	822	FA18001
715	FA11726914806	716	FA11827115333	817	FA15718	794	FA162801312	822	FA18006
715	FA11726914812	716	FA11827215001	817	FA15730	794	FA162801318	822	FA18012
715	FA11726914818	716	FA11827215006	817	FA15733	794	FA162801330	822	FA18018
715	FA11726914830	716	FA11827215012	817	FA15801	794	FA162801333	822	FA18030
715	FA11726914833	716	FA11827215018	817	FA15806	794	FA162801401	822	FA18033
715	FA11726914901	716	FA11827215030	817	FA15812	794	FA162801406	831	FA18101
715	FA11726914906	716	FA11827215033	817	FA15818	794	FA162801412	831	FA18106
715	FA11726914912	716	FA11827215101	817	FA15830	794	FA162801418	831	FA18112
715	FA11726914918	716	FA11827215106	817	FA15833	794	FA162801430	831	FA18118
715	FA11726914930	716	FA11827215112	692	FA160	794	FA162801433	831	FA18130
715	FA11726914933	716	FA11827215118	819	FA16101	794	FA162811301	831	FA18133
715	FA11727914601	716	FA11827215130	795	FA161011201	794	FA162811306	819	FA182
715	FA11727914606	716	FA11827215133	795	FA161011206	794	FA162811312	536	FA183
715	FA11727914612	716	FA11827215201	795	FA161011212	794	FA162811318	770	FA184
715	FA11727914618	716	FA11827215206	795	FA161011218	794	FA162811330	358	FA185.A
715	FA11727914630	716	FA11827215212	795	FA161011230	794	FA162811333	504	FA192
715	FA11727914633	716	FA11827215218	795	FA161011233	794	FA162811401	504	FA193
715	FA11727914701	716	FA11827215230	795	FA161011301	794	FA162811406	504	FA194
715	FA11727914706	716	FA11827215233	795	FA161011306	794	FA162811412	504	FA195
715	FA11727914712	716	FA11827215301	795	FA161011312	794	FA162811418	732	FA196
715	FA11727914718	716	FA11827215306	795	FA161011318	794	FA162811430	732	FA197
715	FA11727914730	716	FA11827215312	795	FA161011330	794	FA162811433	732	FA198
715	FA11727914733	716	FA11827215318	795	FA161011333	794	FA162812301	732	FA199
715	FA11727914801	716	FA11827215330	795	FA161012201	794	FA162812306	753	FA203
715	FA11727914806	716	FA11827215333	795	FA161012206	794	FA162812312	752	FA20530
715	FA11727914812	716	FA11828215001	795	FA161012212	794	FA162812318	752	FA20630
715	FA11727914818	716	FA11828215006	795	FA161012218	794	FA162812330	752	FA20730
715	FA11727914830	716	FA11828215012	795	FA161012230	794	FA162812333	752	FA20830

Page	Reference	Page	Reference	Page	Reference	Page	Reference	Page	Reference
752	FA20930	135	FA414506	375	FA50320233	432	FA50702233	433	FA50711333
358	FA21	135	FA414533	375	FA50320401	432	FA50702301	433	FA50711501
752	FA21030	135	FA415006	375	FA50320406	432	FA50702306	433	FA50711506
752	FA21130	135	FA415033	375	FA50320412	432	FA50702312	433	FA50711512
752	FA21230	135	FA415506	375	FA50320418	432	FA50702318	433	FA50711518
752	FA21330	135	FA415533	375	FA50320430	432	FA50702330	433	FA50711530
771	FA218	481	FA50	375	FA50320433	432	FA50702333	433	FA50711533
505	FA219	375	FA50300201	374	FA50320601	432	FA50702501	434	FA50712201
505	FA220	375	FA50300206	374	FA50320606	432	FA50702506	434	FA50712206
799	FA22106	375	FA50300212	374	FA50320612	432	FA50702512	434	FA50712212
799	FA22133	375	FA50300218	374	FA50320618	432	FA50702518	434	FA50712218
799	FA22206	375	FA50300230	374	FA50320630	432	FA50702530	434	FA50712230
799	FA22233	375	FA50300233	374	FA50320633	432	FA50702533	434	FA50712233
799	FA22306	375	FA50300401	374	FA50320801	432	FA50703201	434	FA50712301
799	FA22333	375	FA50300406	374	FA50320806	432	FA50703206	434	FA50712306
799	FA22406	375	FA50300412	374	FA50320812	432	FA50703212	434	FA50712312
799	FA22433	375	FA50300418	374	FA50320818	432	FA50703218	434	FA50712318
798	FA22506	375	FA50300430	374	FA50320830	432	FA50703230	434	FA50712330
798	FA22533	375	FA50300433	374	FA50320833	432	FA50703233	434	FA50712333
798	FA22606	374	FA50300601	431	FA50700201	432	FA50703301	434	FA50712501
798	FA22633	374	FA50300606	431	FA50700206	432	FA50703306	434	FA50712506
798	FA22706	374	FA50300612	431	FA50700212	432	FA50703312	434	FA50712512
798	FA22733	374	FA50300618	431	FA50700218	432	FA50703318	434	FA50712518
798	FA22806	374	FA50300630	431	FA50700230	432	FA50703330	434	FA50712530
798	FA22833	374	FA50300633	431	FA50700233	432	FA50703333	434	FA50712533
799	FA22906	374	FA50300801	431	FA50700301	432	FA50703501	434	FA50713201
799	FA22933	374	FA50300806	431	FA50700306	432	FA50703506	434	FA50713206
799	FA23006	374	FA50300812	431	FA50700312	432	FA50703512	434	FA50713212
799	FA23033	374	FA50300818	431	FA50700318	432	FA50703518	434	FA50713218
799	FA23106	374	FA50300830	431	FA50700330	432	FA50703530	434	FA50713230
799	FA23133	374	FA50300833	431	FA50700333	432	FA50703533	434	FA50713233
799	FA23206	375	FA50300901	431	FA50700501	433	FA50710201	434	FA50713301
799	FA23233	375	FA50300906	431	FA50700506	433	FA50710206	434	FA50713306
781	FA235	375	FA50300912	431	FA50700512	433	FA50710212	434	FA50713312
771	FA238.A	375	FA50300918	431	FA50700518	433	FA50710218	434	FA50713318
771	FA239.A	375	FA50300930	431	FA50700530	433	FA50710230	434	FA50713330
798	FA243	375	FA50300933	431	FA50700533	433	FA50710233	434	FA50713333
692	FA24501	375	FA50301001	431	FA50701201	433	FA50710301	434	FA50713501
692	FA24506	375	FA50301006	431	FA50701206	433	FA50710306	434	FA50713506
692	FA24512	375	FA50301012	431	FA50701212	433	FA50710312	434	FA50713512
692	FA24518	375	FA50301018	431	FA50701218	433	FA50710318	434	FA50713518
692	FA24530	375	FA50301030	431	FA50701230	433	FA50710330	434	FA50713530
692	FA24533	375	FA50301033	431	FA50701233	433	FA50710333	434	FA50713533
692	FA247	374	FA50301101	431	FA50701301	433	FA50710501	428	FA50800201
135	FA24806	374	FA50301106	431	FA50701306	433	FA50710506	428	FA50800206
135	FA24833	374	FA50301112	431	FA50701312	433	FA50710512	428	FA50800212
135	FA24906	374	FA50301118	431	FA50701318	433	FA50710518	428	FA50800218
135	FA24933	374	FA50301130	431	FA50701330	433	FA50710530	428	FA50800230
135	FA25006	374	FA50301133	431	FA50701333	433	FA50710533	428	FA50800233
135	FA25033	374	FA50301201	431	FA50701501	433	FA50711201	428	FA50800301
135	FA25106	374	FA50301206	431	FA50701506	433	FA50711206	428	FA50800306
135	FA25133	374	FA50301212	431	FA50701512	433	FA50711212	428	FA50800312
752	FA26130	374	FA50301218	431	FA50701518	433	FA50711218	428	FA50800318
752	FA26230	374	FA50301230	431	FA50701530	433	FA50711230	428	FA50800330
752	FA26330	374	FA50301233	431	FA50701533	433	FA50711233	428	FA50800333
741	FA264	375	FA50320201	432	FA50702201	433	FA50711301	428	FA50800501
741	FA266	375	FA50320206	432	FA50702206	433	FA50711306	428	FA50800506
741	FA268	375	FA50320212	432	FA50702212	433	FA50711312	428	FA50800512
135	FA414006	375	FA50320218	432	FA50702218	433	FA50711318	428	FA50800518
135	FA414033	375	FA50320230	432	FA50702230	433	FA50711330	428	FA50800530

Page	Reference	Page	Reference	Page	Reference	Page	Reference	Page	Reference
428	FA50800533	424	FA50900233	425	FA50903333	426	FA50906533	774	FA51301330
428	FA50801201	424	FA50900301	425	FA50903501	436	FA51200201	774	FA51301333
428	FA50801206	424	FA50900306	425	FA50903506	436	FA51200206	775	FA51302201
428	FA50801212	424	FA50900312	425	FA50903512	436	FA51200212	775	FA51302206
428	FA50801218	424	FA50900318	425	FA50903518	436	FA51200218	775	FA51302212
428	FA50801230	424	FA50900330	425	FA50903530	436	FA51200230	775	FA51302218
428	FA50801233	424	FA50900333	425	FA50903533	436	FA51200233	775	FA51302230
428	FA50801301	424	FA50900501	426	FA50904201	436	FA51200301	775	FA51302233
428	FA50801306	424	FA50900506	426	FA50904206	436	FA51200306	775	FA51302301
428	FA50801312	424	FA50900512	426	FA50904212	436	FA51200312	775	FA51302306
428	FA50801318	424	FA50900518	426	FA50904218	436	FA51200318	775	FA51302312
428	FA50801330	424	FA50900530	426	FA50904230	436	FA51200330	775	FA51302318
428	FA50801333	424	FA50900533	426	FA50904233	436	FA51200333	775	FA51302330
428	FA50801501	424	FA50901201	426	FA50904301	436	FA51200501	775	FA51302333
428	FA50801506	424	FA50901206	426	FA50904306	436	FA51200506	775	FA51303201
428	FA50801512	424	FA50901212	426	FA50904312	436	FA51200512	775	FA51303206
428	FA50801518	424	FA50901218	426	FA50904318	436	FA51200518	775	FA51303212
428	FA50801530	424	FA50901230	426	FA50904330	436	FA51200530	775	FA51303218
428	FA50801533	424	FA50901233	426	FA50904333	436	FA51200533	775	FA51303230
429	FA50802201	424	FA50901301	426	FA50904501	436	FA51201201	775	FA51303233
429	FA50802206	424	FA50901306	426	FA50904506	436	FA51201206	775	FA51303301
429	FA50802212	424	FA50901312	426	FA50904512	436	FA51201212	775	FA51303306
429	FA50802218	424	FA50901318	426	FA50904518	436	FA51201218	775	FA51303312
429	FA50802230	424	FA50901330	426	FA50904530	436	FA51201230	775	FA51303318
429	FA50802233	424	FA50901333	426	FA50904533	436	FA51201233	775	FA51303330
429	FA50802301	424	FA50901501	426	FA50905201	436	FA51201301	775	FA51303333
429	FA50802306	424	FA50901506	426	FA50905206	436	FA51201306	776	FA51303501
429	FA50802312	424	FA50901512	426	FA50905212	436	FA51201312	776	FA51303506
429	FA50802318	424	FA50901518	426	FA50905218	436	FA51201318	776	FA51303512
429	FA50802330	424	FA50901530	426	FA50905230	436	FA51201330	776	FA51303518
429	FA50802333	424	FA50901533	426	FA50905233	436	FA51201333	776	FA51303530
429	FA50802501	425	FA50902201	426	FA50905301	436	FA51201501	776	FA51303533
429	FA50802506	425	FA50902206	426	FA50905306	436	FA51201506	776	FA51303601
429	FA50802512	425	FA50902212	426	FA50905312	436	FA51201512	776	FA51303606
429	FA50802518	425	FA50902218	426	FA50905318	436	FA51201518	776	FA51303612
429	FA50802530	425	FA50902230	426	FA50905330	436	FA51201530	776	FA51303618
429	FA50802533	425	FA50902233	426	FA50905333	436	FA51201533	776	FA51303630
429	FA50803201	425	FA50902301	426	FA50905501	770	FA5130	776	FA51303633
429	FA50803206	425	FA50902306	426	FA50905506	774	FA51300201	776	FA51303801
429	FA50803212	425	FA50902312	426	FA50905512	774	FA51300206	776	FA51303806
429	FA50803218	425	FA50902318	426	FA50905518	774	FA51300212	776	FA51303812
429	FA50803230	425	FA50902330	426	FA50905530	774	FA51300218	776	FA51303818
429	FA50803233	425	FA50902333	426	FA50905533	774	FA51300230	776	FA51303830
429	FA50803301	425	FA50902501	426	FA50906201	774	FA51300233	776	FA51303833
429	FA50803306	425	FA50902506	426	FA50906206	774	FA51300301	776	FA51303901
429	FA50803312	425	FA50902512	426	FA50906212	774	FA51300306	776	FA51303906
429	FA50803318	425	FA50902518	426	FA50906218	774	FA51300312	776	FA51303912
429	FA50803330	425	FA50902530	426	FA50906230	774	FA51300318	776	FA51303918
429	FA50803333	425	FA50902533	426	FA50906233	774	FA51300330	776	FA51303930
429	FA50803501	425	FA50903201	426	FA50906301	774	FA51300333	776	FA51303933
429	FA50803506	425	FA50903206	426	FA50906306	774	FA51301201	777	FA51304701
429	FA50803512	425	FA50903212	426	FA50906312	774	FA51301206	777	FA51304706
429	FA50803518	425	FA50903218	426	FA50906318	774	FA51301212	777	FA51304712
429	FA50803530	425	FA50903230	426	FA50906330	774	FA51301218	777	FA51304718
429	FA50803533	425	FA50903233	426	FA50906333	774	FA51301230	777	FA51304730
424	FA50900201	425	FA50903301	426	FA50906501	774	FA51301233	777	FA51304733
424	FA50900206	425	FA50903306	426	FA50906506	774	FA51301301	777	FA51304801
424	FA50900212	425	FA50903312	426	FA50906512	774	FA51301306	777	FA51304806
424	FA50900218	425	FA50903318	426	FA50906518	774	FA51301312	777	FA51304812
424	FA50900230	425	FA50903330	426	FA50906530	774	FA51301318	777	FA51304818

Page	Reference	Page	Reference	Page	Reference	Page	Reference	Page	Reference
777	FA51304830	779	FA51306930	778	FA51309830	510	FA51703512	512	FA51706356
777	FA51304833	779	FA51306933	778	FA51309833	510	FA51703518	512	FA51706501
777	FA51305001	774	FA51308001	779	FA51310001	510	FA51703530	512	FA51706506
777	FA51305006	774	FA51308006	779	FA51310006	510	FA51703533	512	FA51706512
777	FA51305012	774	FA51308012	779	FA51310012	510	FA51703556	512	FA51706518
777	FA51305018	774	FA51308018	779	FA51310018	511	FA51704201	512	FA51706530
777	FA51305030	774	FA51308030	779	FA51310030	511	FA51704206	512	FA51706533
777	FA51305033	774	FA51308033	779	FA51310033	511	FA51704212	512	FA51706556
777	FA51305101	774	FA51308201	779	FA51310201	511	FA51704218	488	FA51711256
777	FA51305106	774	FA51308206	779	FA51310206	511	FA51704230	488	FA51711356
777	FA51305112	774	FA51308212	779	FA51310212	511	FA51704233	488	FA51711556
777	FA51305118	774	FA51308218	779	FA51310218	511	FA51704256	488	FA51712256
777	FA51305130	774	FA51308230	779	FA51310230	511	FA51704301	488	FA51712356
777	FA51305133	774	FA51308233	779	FA51310233	511	FA51704306	488	FA51712556
778	FA51305901	775	FA51308401	489	FA51700256	511	FA51704312	485	FA51800256
778	FA51305906	775	FA51308406	489	FA51700356	511	FA51704318	485	FA51800356
778	FA51305912	775	FA51308412	489	FA51700556	511	FA51704330	484	FA51800556
778	FA51305918	775	FA51308418	489	FA51701256	511	FA51704333	484	FA51800656
778	FA51305930	775	FA51308430	489	FA51701356	511	FA51704356	484	FA51800856
778	FA51305933	775	FA51308433	489	FA51701456	511	FA51704501	484	FA51800956
778	FA51306001	775	FA51308601	489	FA51701556	511	FA51704506	485	FA51801256
778	FA51306006	775	FA51308606	489	FA51701656	511	FA51704512	485	FA51801356
778	FA51306012	775	FA51308612	489	FA51701756	511	FA51704518	486	FA51801556
778	FA51306018	775	FA51308618	510	FA51702201	511	FA51704530	486	FA51801656
778	FA51306030	775	FA51308630	510	FA51702206	511	FA51704533	486	FA51802256
778	FA51306033	775	FA51308633	510	FA51702212	511	FA51704556	486	FA51802356
778	FA51306201	776	FA51308801	510	FA51702218	511	FA51705201	486	FA51802556
778	FA51306206	776	FA51308806	510	FA51702230	511	FA51705206	486	FA51802656
778	FA51306212	776	FA51308812	510	FA51702233	511	FA51705212	486	FA51803256
778	FA51306218	776	FA51308818	510	FA51702256	511	FA51705218	486	FA51803356
778	FA51306230	776	FA51308830	510	FA51702301	511	FA51705230	485	FA51803456
778	FA51306233	776	FA51308833	510	FA51702306	511	FA51705233	485	FA51803556
778	FA51306301	776	FA51309001	510	FA51702312	511	FA51705256	506	FA51804201
778	FA51306306	776	FA51309006	510	FA51702318	511	FA51705301	506	FA51804206
778	FA51306312	776	FA51309012	510	FA51702330	511	FA51705306	506	FA51804212
778	FA51306318	776	FA51309018	510	FA51702333	511	FA51705312	506	FA51804218
778	FA51306330	776	FA51309030	510	FA51702356	511	FA51705318	506	FA51804230
778	FA51306333	776	FA51309033	510	FA51702501	511	FA51705330	506	FA51804233
779	FA51306501	777	FA51309201	510	FA51702506	511	FA51705333	506	FA51804256
779	FA51306506	777	FA51309206	510	FA51702512	511	FA51705356	506	FA51804301
779	FA51306512	777	FA51309212	510	FA51702518	511	FA51705501	506	FA51804306
779	FA51306518	777	FA51309218	510	FA51702530	511	FA51705506	506	FA51804312
779	FA51306530	777	FA51309230	510	FA51702533	511	FA51705512	506	FA51804318
779	FA51306533	777	FA51309233	510	FA51702556	511	FA51705518	506	FA51804330
779	FA51306601	777	FA51309401	510	FA51703201	511	FA51705530	506	FA51804333
779	FA51306606	777	FA51309406	510	FA51703206	511	FA51705533	506	FA51804356
779	FA51306612	777	FA51309412	510	FA51703212	511	FA51705556	506	FA51805201
779	FA51306618	777	FA51309418	510	FA51703218	512	FA51706201	506	FA51805206
779	FA51306630	777	FA51309430	510	FA51703230	512	FA51706206	506	FA51805212
779	FA51306633	777	FA51309433	510	FA51703233	512	FA51706212	506	FA51805218
779	FA51306801	778	FA51309601	510	FA51703256	512	FA51706218	506	FA51805230
779	FA51306806	778	FA51309606	510	FA51703301	512	FA51706230	506	FA51805233
779	FA51306812	778	FA51309612	510	FA51703306	512	FA51706233	506	FA51805256
779	FA51306818	778	FA51309618	510	FA51703312	512	FA51706256	506	FA51805301
779	FA51306830	778	FA51309630	510	FA51703318	512	FA51706301	506	FA51805306
779	FA51306833	778	FA51309633	510	FA51703330	512	FA51706306	506	FA51805312
779	FA51306901	778	FA51309801	510	FA51703333	512	FA51706312	506	FA51805318
779	FA51306906	778	FA51309806	510	FA51703356	512	FA51706318	506	FA51805330
779	FA51306912	778	FA51309812	510	FA51703501	512	FA51706330	506	FA51805333
779	FA51306918	778	FA51309818	510	FA51703506	512	FA51706333	506	FA51805356

Page	Reference	Page	Reference	Page	Reference	Page	Reference	Page	Reference
507	FA51806201	506	FA51825212	530	FA524023	818	FA52503212	821	FA52506312-310
507	FA51806206	506	FA51825218	530	FA524025	818	FA52503218	821	FA52506318
507	FA51806212	506	FA51825230	535	FA524102	818	FA52503230	821	FA52506318-300
507	FA51806218	506	FA51825233	535	FA524103	818	FA52503233	821	FA52506318-310
507	FA51806230	506	FA51825256	535	FA524104	818	FA52503301	821	FA52506330
507	FA51806233	507	FA51826201	535	FA524105	818	FA52503306	821	FA52506330-300
507	FA51806256	507	FA51826206	534	FA524112	818	FA52503312	821	FA52506330-310
507	FA51806301	507	FA51826212	534	FA524113	818	FA52503318	821	FA52506333
507	FA51806306	507	FA51826218	534	FA524115	818	FA52503330	821	FA52506333-300
507	FA51806312	507	FA51826230	534	FA524122	818	FA52503333	821	FA52506333-310
507	FA51806318	507	FA51826233	534	FA524123	818	FA52504201	821	FA52507201
507	FA51806330	507	FA51826256	534	FA524125	818	FA52504206	821	FA52507201-300
507	FA51806333	507	FA51827201	533	FA524502	818	FA52504212	821	FA52507201-310
507	FA51806356	507	FA51827206	533	FA524503	818	FA52504218	821	FA52507206
507	FA51807201	507	FA51827212	533	FA524504	818	FA52504230	821	FA52507206-300
507	FA51807206	507	FA51827218	533	FA524505	818	FA52504233	821	FA52507206-310
507	FA51807212	507	FA51827230	532	FA524512	818	FA52504301	821	FA52507212
507	FA51807218	507	FA51827233	532	FA524513	818	FA52504306	821	FA52507212-300
507	FA51807230	507	FA51827256	532	FA524515	818	FA52504312	821	FA52507212-310
507	FA51807233	508	FA51828201	532	FA524522	818	FA52504318	821	FA52507218
507	FA51807256	508	FA51828206	532	FA524523	818	FA52504330	821	FA52507218-300
507	FA51807301	508	FA51828212	532	FA524525	818	FA52504333	821	FA52507218-310
507	FA51807306	508	FA51828218	816	FA52500201.A	818	FA52505201	821	FA52507230
507	FA51807312	508	FA51828230	816	FA52500206.A	818	FA52505206	821	FA52507230-300
507	FA51807318	508	FA51828233	816	FA52500212.A	818	FA52505212	821	FA52507230-310
507	FA51807330	508	FA51828256	816	FA52500218.A	818	FA52505218	821	FA52507233
507	FA51807333	770	FA5230	816	FA52500230.A	818	FA52505230	821	FA52507233-300
507	FA51807356	772	FA5230	816	FA52500233.A	818	FA52505233	821	FA52507233-310
508	FA51808201	656	FA523002	816	FA52500301.A	818	FA52505301	821	FA52507301
508	FA51808206	656	FA523003	816	FA52500306.A	818	FA52505306	821	FA52507301-300
508	FA51808212	656	FA523012	816	FA52500312.A	818	FA52505312	821	FA52507301-310
508	FA51808218	656	FA523013	816	FA52500318.A	818	FA52505318	821	FA52507306
508	FA51808230	657	FA523022	816	FA52500330.A	818	FA52505330	821	FA52507306-300
508	FA51808233	657	FA523023	816	FA52500333.A	818	FA52505333	821	FA52507306-310
508	FA51808256	657	FA523032	816	FA52501201.A	821	FA52506201	821	FA52507312
508	FA51808301	657	FA523033	816	FA52501206.A	821	FA52506201-300	821	FA52507312-300
508	FA51808306	658	FA523042	816	FA52501212.A	821	FA52506201-310	821	FA52507312-310
508	FA51808312	658	FA523043	816	FA52501218.A	821	FA52506206	821	FA52507318
508	FA51808318	658	FA523052	816	FA52501230.A	821	FA52506206-300	821	FA52507318-300
508	FA51808330	658	FA523053	816	FA52501233.A	821	FA52506206-310	821	FA52507318-310
508	FA51808333	659	FA523062	816	FA52501301.A	821	FA52506212	821	FA52507330
508	FA51808356	659	FA523063	816	FA52501306.A	821	FA52506212-300	821	FA52507330-300
485	FA51820256	659	FA523072	816	FA52501312.A	821	FA52506212-310	821	FA52507330-310
484	FA51820556	659	FA523073	816	FA52501318.A	821	FA52506218	821	FA52507333
484	FA51820856	656	FA523203	816	FA52501330.A	821	FA52506218-300	821	FA52507333-300
485	FA51821256	656	FA523213	816	FA52501333.A	821	FA52506218-310	821	FA52507333-310
486	FA51821556	657	FA523223	816	FA52502201.A	821	FA52506230	820	FA52508201
486	FA51822256	657	FA523233	816	FA52502206.A	821	FA52506230-300	820	FA52508201-300
486	FA51822556	658	FA523243	816	FA52502212.A	821	FA52506230-310	820	FA52508201-310
486	FA51823256	658	FA523253	816	FA52502218.A	821	FA52506233	820	FA52508206
485	FA51823456	659	FA523263	816	FA52502230.A	821	FA52506233-300	820	FA52508206-300
506	FA51824201	659	FA523273	816	FA52502233.A	821	FA52506233-310	820	FA52508206-310
506	FA51824206	531	FA524002	816	FA52502301.A	821	FA52506301	820	FA52508212
506	FA51824212	531	FA524003	816	FA52502306.A	821	FA52506301-300	820	FA52508212-300
506	FA51824218	531	FA524004	816	FA52502312.A	821	FA52506301-310	820	FA52508212-310
506	FA51824230	531	FA524005	816	FA52502318.A	821	FA52506306	820	FA52508218
506	FA51824233	530	FA524012	816	FA52502330.A	821	FA52506306-300	820	FA52508218-300
506	FA51824256	530	FA524013	816	FA52502333.A	821	FA52506306-310	820	FA52508218-310
506	FA51825201	530	FA524015	818	FA52503201	821	FA52506312	820	FA52508230
506	FA51825206	530	FA524022	818	FA52503206	821	FA52506312-300	820	FA52508230-300

Page	Reference	Page	Reference	Page	Reference	Page	Reference	Page	Reference
820	FA52508230-310	827	FA52510201-310	827	FA52511312-310	826	FA52513212-310	818	FA52515012
820	FA52508233	827	FA52510206	827	FA52511318	826	FA52513218	818	FA52515018
820	FA52508233-300	827	FA52510206-300	827	FA52511318-300	826	FA52513218-300	818	FA52515030
820	FA52508233-310	827	FA52510206-310	827	FA52511318-310	826	FA52513218-310	818	FA52515033
820	FA52508301	827	FA52510212	827	FA52511330	826	FA52513230	820	FA52515201
820	FA52508301-300	827	FA52510212-300	827	FA52511330-300	826	FA52513230-300	820	FA52515201-300
820	FA52508301-310	827	FA52510212-310	827	FA52511330-310	826	FA52513230-310	820	FA52515201-310
820	FA52508306	827	FA52510218	827	FA52511333	826	FA52513233	820	FA52515206
820	FA52508306-300	827	FA52510218-300	827	FA52511333-300	826	FA52513233-300	820	FA52515206-300
820	FA52508306-310	827	FA52510218-310	827	FA52511333-310	826	FA52513233-310	820	FA52515206-310
820	FA52508312	827	FA52510230	826	FA52512201	826	FA52513301	820	FA52515212
820	FA52508312-300	827	FA52510230-300	826	FA52512201-300	826	FA52513301-300	820	FA52515212-300
820	FA52508312-310	827	FA52510230-310	826	FA52512201-310	826	FA52513301-310	820	FA52515212-310
820	FA52508318	827	FA52510233	826	FA52512206	826	FA52513306	820	FA52515218
820	FA52508318-300	827	FA52510233-300	826	FA52512206-300	826	FA52513306-300	820	FA52515218-300
820	FA52508318-310	827	FA52510233-310	826	FA52512206-310	826	FA52513306-310	820	FA52515218-310
820	FA52508330	827	FA52510301	826	FA52512212	826	FA52513312	820	FA52515230
820	FA52508330-300	827	FA52510301-300	826	FA52512212-300	826	FA52513312-300	820	FA52515230-300
820	FA52508330-310	827	FA52510301-310	826	FA52512212-310	826	FA52513312-310	820	FA52515230-310
820	FA52508333	827	FA52510306	826	FA52512218	826	FA52513318	820	FA52515233
820	FA52508333-300	827	FA52510306-300	826	FA52512218-300	826	FA52513318-300	820	FA52515233-300
820	FA52508333-310	827	FA52510306-310	826	FA52512218-310	826	FA52513318-310	820	FA52515233-310
820	FA52509201	827	FA52510312	826	FA52512230	826	FA52513330	820	FA52515401
820	FA52509201-300	827	FA52510312-300	826	FA52512230-300	826	FA52513330-300	820	FA52515401-300
820	FA52509201-310	827	FA52510312-310	826	FA52512230-310	826	FA52513330-310	820	FA52515401-310
820	FA52509206	827	FA52510318	826	FA52512233	826	FA52513333	820	FA52515406
820	FA52509206-300	827	FA52510318-300	826	FA52512233-300	826	FA52513333-300	820	FA52515406-300
820	FA52509206-310	827	FA52510318-310	826	FA52512233-310	826	FA52513333-310	820	FA52515406-310
820	FA52509212	827	FA52510330	826	FA52512301	816	FA52514001.A	820	FA52515412
820	FA52509212-300	827	FA52510330-300	826	FA52512301-300	816	FA52514006.A	820	FA52515412-300
820	FA52509212-310	827	FA52510330-310	826	FA52512301-310	816	FA52514012.A	820	FA52515412-310
820	FA52509218	827	FA52510333	826	FA52512306	816	FA52514018.A	820	FA52515418
820	FA52509218-300	827	FA52510333-300	826	FA52512306-300	816	FA52514030.A	820	FA52515418-300
820	FA52509218-310	827	FA52510333-310	826	FA52512306-310	816	FA52514033.A	820	FA52515418-310
820	FA52509230	827	FA52511201	826	FA52512312	816	FA52514201.A	820	FA52515430
820	FA52509230-300	827	FA52511201-300	826	FA52512312-300	816	FA52514206.A	820	FA52515430-300
820	FA52509230-310	827	FA52511201-310	826	FA52512312-310	816	FA52514212.A	820	FA52515430-310
820	FA52509233	827	FA52511206	826	FA52512318	816	FA52514218.A	820	FA52515433
820	FA52509233-300	827	FA52511206-300	826	FA52512318-300	816	FA52514230.A	820	FA52515433-300
820	FA52509233-310	827	FA52511206-310	826	FA52512318-310	816	FA52514233.A	820	FA52515433-310
820	FA52509301	827	FA52511212	826	FA52512330	816	FA52514401.A	821	FA52515601
820	FA52509301-300	827	FA52511212-300	826	FA52512330-300	816	FA52514406.A	821	FA52515601-300
820	FA52509301-310	827	FA52511212-310	826	FA52512330-310	816	FA52514412.A	821	FA52515601-310
820	FA52509306	827	FA52511218	826	FA52512333	816	FA52514418.A	821	FA52515606
820	FA52509306-300	827	FA52511218-300	826	FA52512333-300	816	FA52514430.A	821	FA52515606-300
820	FA52509306-310	827	FA52511218-310	826	FA52512333-310	816	FA52514433.A	821	FA52515606-310
820	FA52509312	827	FA52511230	828	FA52512401	818	FA52514601	821	FA52515612
820	FA52509312-300	827	FA52511230-300	828	FA52512406	818	FA52514606	821	FA52515612-300
820	FA52509312-310	827	FA52511230-310	828	FA52512412	818	FA52514612	821	FA52515612-310
820	FA52509318	827	FA52511233	828	FA52512418	818	FA52514618	821	FA52515618
820	FA52509318-300	827	FA52511233-300	828	FA52512430	818	FA52514630	821	FA52515618-300
820	FA52509318-310	827	FA52511233-310	828	FA52512433	818	FA52514633	821	FA52515618-310
820	FA52509330	827	FA52511301	826	FA52513201	818	FA52514801	821	FA52515630
820	FA52509330-300	827	FA52511301-300	826	FA52513201-300	818	FA52514806	821	FA52515630-300
820	FA52509330-310	827	FA52511301-310	826	FA52513201-310	818	FA52514812	821	FA52515630-310
820	FA52509333	827	FA52511306	826	FA52513206	818	FA52514818	821	FA52515633
820	FA52509333-300	827	FA52511306-300	826	FA52513206-300	818	FA52514830	821	FA52515633-300
820	FA52509333-310	827	FA52511306-310	826	FA52513206-310	818	FA52514833	821	FA52515633-310
827	FA52510201	827	FA52511312	826	FA52513212	818	FA52515001	821	FA52515801
827	FA52510201-300	827	FA52511312-300	826	FA52513212-300	818	FA52515006	821	FA52515801-300

Page	Reference	Page	Reference	Page	Reference	Page	Reference	Page	Reference
821	FA52515801-310	827	FA52516412-310	690	FA52700512	719	FA53100930	721	FA53102101
821	FA52515806	827	FA52516418	690	FA52700518	719	FA53100930-300.A	721	FA53102101-300.A
821	FA52515806-300	827	FA52516418-300	690	FA52700530	719	FA53100930-310	721	FA53102101-310
821	FA52515806-310	827	FA52516418-310	690	FA52700533	719	FA53100933	721	FA53102106
821	FA52515812	827	FA52516430	690	FA52701201	719	FA53100933-300.A	721	FA53102106-300.A
821	FA52515812-300	827	FA52516430-300	690	FA52701206	719	FA53100933-310	721	FA53102106-310
821	FA52515812-310	827	FA52516430-310	690	FA52701212	719	FA53101101	721	FA53102112
821	FA52515818	827	FA52516433	690	FA52701218	719	FA53101101-300.A	721	FA53102112-300.A
821	FA52515818-300	827	FA52516433-300	690	FA52701230	719	FA53101101-310	721	FA53102112-310
821	FA52515818-310	827	FA52516433-310	690	FA52701233	719	FA53101106	721	FA53102118
821	FA52515830	827	FA52516601	690	FA52701301	719	FA53101106-300.A	721	FA53102118-300.A
821	FA52515830-300	827	FA52516601-300	690	FA52701306	719	FA53101106-310	721	FA53102118-310
821	FA52515830-310	827	FA52516601-310	690	FA52701312	719	FA53101112	721	FA53102130
821	FA52515833	827	FA52516606	690	FA52701318	719	FA53101112-300.A	721	FA53102130-300.A
821	FA52515833-300	827	FA52516606-300	690	FA52701330	719	FA53101112-310	721	FA53102130-310
821	FA52515833-310	827	FA52516606-310	690	FA52701333	719	FA53101118	721	FA53102133
826	FA52516001	827	FA52516612	690	FA52701501	719	FA53101118-300.A	721	FA53102133-300.A
826	FA52516001-300	827	FA52516612-300	690	FA52701506	719	FA53101118-310	721	FA53102133-310
826	FA52516001-310	827	FA52516612-310	690	FA52701512	719	FA53101130	721	FA53102401
826	FA52516006	827	FA52516618	690	FA52701518	719	FA53101130-300.A	721	FA53102401-300.A
826	FA52516006-300	827	FA52516618-300	690	FA52701530	719	FA53101130-310	721	FA53102401-310
826	FA52516006-310	827	FA52516618-310	690	FA52701533	719	FA53101133	721	FA53102406
826	FA52516012	827	FA52516630	481	FA53000256	719	FA53101133-300.A	721	FA53102406-300.A
826	FA52516012-300	827	FA52516630-300	481	FA53000356.A	719	FA53101133-310	721	FA53102406-310
826	FA52516012-310	827	FA52516630-310	482	FA53000556	719	FA53101201	721	FA53102412
826	FA52516018	827	FA52516633	482	FA53000656	719	FA53101201-300.A	721	FA53102412-300.A
826	FA52516018-300	827	FA52516633-300	481	FA53000756	719	FA53101201-310	721	FA53102412-310
826	FA52516018-310	827	FA52516633-310	481	FA53000856	719	FA53101206	721	FA53102418
826	FA52516030	681	FA52600201.A	482	FA53000956	719	FA53101206-300.A	721	FA53102418-300.A
826	FA52516030-300	681	FA52600206.A	482	FA53001056	719	FA53101206-310	721	FA53102418-310
826	FA52516030-310	681	FA52600212.A	719	FA53100801	719	FA53101212	721	FA53102430
826	FA52516033	681	FA52600218.A	719	FA53100801-300.A	719	FA53101212-300.A	721	FA53102430-300.A
826	FA52516033-300	681	FA52600230.A	719	FA53100801-310	719	FA53101212-310	721	FA53102430-310
826	FA52516033-310	681	FA52600233.A	719	FA53100806	719	FA53101218	721	FA53102433
826	FA52516201	681	FA52600301.A	719	FA53100806-300.A	719	FA53101218-300.A	721	FA53102433-300.A
826	FA52516201-300	681	FA52600306.A	719	FA53100806-310	719	FA53101218-310	721	FA53102433-310
826	FA52516201-310	681	FA52600312.A	719	FA53100812	719	FA53101230	721	FA53102501
826	FA52516206	681	FA52600318.A	719	FA53100812-300.A	719	FA53101230-300.A	721	FA53102501-300.A
826	FA52516206-300	681	FA52600330.A	719	FA53100812-310	719	FA53101230-310	721	FA53102501-310
826	FA52516206-310	681	FA52600333.A	719	FA53100818	719	FA53101233	721	FA53102506
826	FA52516212	681	FA52600501.A	719	FA53100818-300.A	719	FA53101233-300.A	721	FA53102506-300.A
826	FA52516212-300	681	FA52600506.A	719	FA53100818-310	719	FA53101233-310	721	FA53102506-310
826	FA52516212-310	681	FA52600512.A	719	FA53100830	721	FA53102001	721	FA53102512
826	FA52516218	681	FA52600518.A	719	FA53100830-300.A	721	FA53102001-300.A	721	FA53102512-300.A
826	FA52516218-300	681	FA52600530.A	719	FA53100830-310	721	FA53102001-310	721	FA53102512-310
826	FA52516218-310	681	FA52600533.A	719	FA53100833	721	FA53102006	721	FA53102518
826	FA52516230	690	FA52700201	719	FA53100833-300.A	721	FA53102006-300.A	721	FA53102518-300.A
826	FA52516230-300	690	FA52700206	719	FA53100833-310	721	FA53102006-310	721	FA53102518-310
826	FA52516230-310	690	FA52700212	719	FA53100901	721	FA53102012	721	FA53102530
826	FA52516233	690	FA52700218	719	FA53100901-300.A	721	FA53102012-300.A	721	FA53102530-300.A
826	FA52516233-300	690	FA52700230	719	FA53100901-310	721	FA53102012-310	721	FA53102530-310
826	FA52516233-310	690	FA52700233	719	FA53100906	721	FA53102018	721	FA53102533
827	FA52516401	690	FA52700301	719	FA53100906-300.A	721	FA53102018-300.A	721	FA53102533-300.A
827	FA52516401-300	690	FA52700306	719	FA53100906-310	721	FA53102018-310	721	FA53102533-310
827	FA52516401-310	690	FA52700312	719	FA53100912	721	FA53102030	718	FA53102901
827	FA52516406	690	FA52700318	719	FA53100912-300.A	721	FA53102030-300.A	718	FA53102906
827	FA52516406-300	690	FA52700330	719	FA53100912-310	721	FA53102030-310	718	FA53102912
827	FA52516406-310	690	FA52700333	719	FA53100918	721	FA53102033	718	FA53102918
827	FA52516412	690	FA52700501	719	FA53100918-300.A	721	FA53102033-300.A	718	FA53102930
827	FA52516412-300	690	FA52700506	719	FA53100918-310	721	FA53102033-310	718	FA53102933

Page	Reference	Page	Reference	Page	Reference	Page	Reference	Page	Reference
718	FA53103001	719	FA53121201	718	FA53124401.A	356	FA53200601	356	FA53201412
718	FA53103006	719	FA53121201-300.A	718	FA53124406.A	356	FA53200601-300.A	356	FA53201412-300.A
718	FA53103012	719	FA53121201-310	718	FA53124412.A	356	FA53200601-310	356	FA53201412-310
718	FA53103018	719	FA53121206	718	FA53124418.A	356	FA53200606	356	FA53201418
718	FA53103030	719	FA53121206-300.A	718	FA53124430.A	356	FA53200606-300.A	356	FA53201418-300.A
718	FA53103033	719	FA53121206-310	718	FA53124433.A	356	FA53200606-310	356	FA53201418-310
720	FA53103101	719	FA53121212	356	FA53200201	356	FA53200612	356	FA53201430
720	FA53103106	719	FA53121212-300.A	356	FA53200201-300.A	356	FA53200612-300.A	356	FA53201430-300.A
720	FA53103112	719	FA53121212-310	356	FA53200201-310	356	FA53200612-310	356	FA53201430-310
720	FA53103118	719	FA53121218	356	FA53200206	356	FA53200618	356	FA53201433
720	FA53103130	719	FA53121218-300.A	356	FA53200206-300.A	356	FA53200618-300.A	356	FA53201433-300.A
720	FA53103133	719	FA53121218-310	356	FA53200206-310	356	FA53200618-310	356	FA53201433-310
720	FA53103201	719	FA53121230	356	FA53200212	356	FA53200630	356	FA53201701
720	FA53103206	719	FA53121230-300.A	356	FA53200212-300.A	356	FA53200630-300.A	356	FA53201701-300.A
720	FA53103212	719	FA53121230-310	356	FA53200212-310	356	FA53200630-310	356	FA53201701-310
720	FA53103218	719	FA53121233	356	FA53200218	356	FA53200633	356	FA53201706
720	FA53103230	719	FA53121233-300.A	356	FA53200218-300.A	356	FA53200633-300.A	356	FA53201706-300.A
720	FA53103233	719	FA53121233-310	356	FA53200218-310	356	FA53200633-310	356	FA53201706-310
718	FA53104101	721	FA53122101	356	FA53200230	357	FA53200801	356	FA53201712
718	FA53104106	721	FA53122101-300.A	356	FA53200230-300.A	357	FA53200801-300.A	356	FA53201712-300.A
718	FA53104112	721	FA53122101-310	356	FA53200230-310	357	FA53200801-310	356	FA53201712-310
718	FA53104118	721	FA53122106	356	FA53200233	357	FA53200806	356	FA53201718
718	FA53104130	721	FA53122106-300.A	356	FA53200233-300.A	357	FA53200806-300.A	356	FA53201718-300.A
718	FA53104133	721	FA53122106-310	356	FA53200233-310	357	FA53200806-310	356	FA53201718-310
718	FA53104201.A	721	FA53122112	356	FA53200301	357	FA53200812	356	FA53201730
718	FA53104206.A	721	FA53122112-300.A	356	FA53200301-300.A	357	FA53200812-300.A	356	FA53201730-300.A
718	FA53104212.A	721	FA53122112-310	356	FA53200301-310	357	FA53200812-310	356	FA53201730-310
718	FA53104218.A	721	FA53122118	356	FA53200306	357	FA53200818	356	FA53201733
718	FA53104230.A	721	FA53122118-300.A	356	FA53200306-300.A	357	FA53200818-300.A	356	FA53201733-300.A
718	FA53104233.A	721	FA53122118-310	356	FA53200306-310	357	FA53200818-310	356	FA53201733-310
718	FA53104301	721	FA53122130	356	FA53200312	357	FA53200830	357	FA53202001
718	FA53104306	721	FA53122130-300.A	356	FA53200312-300.A	357	FA53200830-300.A	357	FA53202001-300.A
718	FA53104312	721	FA53122130-310	356	FA53200312-310	357	FA53200830-310	357	FA53202001-310
718	FA53104318	721	FA53122133	356	FA53200318	357	FA53200833	357	FA53202006
718	FA53104330	721	FA53122133-300.A	356	FA53200318-300.A	357	FA53200833-300.A	357	FA53202006-300.A
718	FA53104333	721	FA53122133-310	356	FA53200318-310	357	FA53200833-310	357	FA53202006-310
718	FA53104401.A	721	FA53122401	356	FA53200330	357	FA53200901	357	FA53202012
718	FA53104406.A	721	FA53122401-300.A	356	FA53200330-300.A	357	FA53200901-300.A	357	FA53202012-300.A
718	FA53104412.A	721	FA53122401-310	356	FA53200330-310	357	FA53200901-310	357	FA53202012-310
718	FA53104418.A	721	FA53122406	356	FA53200333	357	FA53200906	357	FA53202018
718	FA53104430.A	721	FA53122406-300.A	356	FA53200333-300.A	357	FA53200906-300.A	357	FA53202018-300.A
718	FA53104433.A	721	FA53122406-310	356	FA53200333-310	357	FA53200906-310	357	FA53202018-310
719	FA53120901	721	FA53122412	356	FA53200501	357	FA53200912	357	FA53202030
719	FA53120901-300.A	721	FA53122412-300.A	356	FA53200501-300.A	357	FA53200912-300.A	357	FA53202030-300.A
719	FA53120901-310	721	FA53122412-310	356	FA53200501-310	357	FA53200912-310	357	FA53202030-310
719	FA53120906	721	FA53122418	356	FA53200506	357	FA53200918	357	FA53202033
719	FA53120906-300.A	721	FA53122418-300.A	356	FA53200506-300.A	357	FA53200918-300.A	357	FA53202033-300.A
719	FA53120906-310	721	FA53122418-310	356	FA53200506-310	357	FA53200918-310	357	FA53202033-310
719	FA53120912	721	FA53122430	356	FA53200512	357	FA53200930	704	FA53300101
719	FA53120912-300.A	721	FA53122430-300.A	356	FA53200512-300.A	357	FA53200930-300.A	704	FA53300106
719	FA53120912-310	721	FA53122430-310	356	FA53200512-310	357	FA53200930-310	704	FA53300112
719	FA53120918	721	FA53122433	356	FA53200518	357	FA53200933	704	FA53300118
719	FA53120918-300.A	721	FA53122433-300.A	356	FA53200518-300.A	357	FA53200933-300.A	704	FA53300130
719	FA53120918-310	721	FA53122433-310	356	FA53200518-310	357	FA53200933-310	704	FA53300133
719	FA53120930	718	FA53124201.A	356	FA53200530	356	FA53201401	704	FA53300201
719	FA53120930-300.A	718	FA53124206.A	356	FA53200530-300.A	356	FA53201401-300.A	704	FA53300206
719	FA53120930-310	718	FA53124212.A	356	FA53200530-310	356	FA53201401-310	704	FA53300212
719	FA53120933	718	FA53124218.A	356	FA53200533	356	FA53201406	704	FA53300218
719	FA53120933-300.A	718	FA53124230.A	356	FA53200533-300.A	356	FA53201406-300.A	704	FA53300230
719	FA53120933-310	718	FA53124233.A	356	FA53200533-310	356	FA53201406-310	704	FA53300233

Page	Reference	Page	Reference	Page	Reference	Page	Reference	Page	Reference
702	FA53301101	700	FA53302212	705	FA533233	701	FA533433	477	FA53403356
702	FA53301101-300	700	FA53302212-300	705	FA533234	701	FA533433-300	477	FA53403356-300.A
702	FA53301101-310	700	FA53302212-310	704	FA533241	701	FA533433-310	477	FA53403356-310
702	FA53301106	700	FA53302218	704	FA533242	701	FA533434	477	FA53403456
702	FA53301106-300	700	FA53302218-300	705	FA533243	701	FA533434-300	477	FA53403456-300.A
702	FA53301106-310	700	FA53302218-310	705	FA533244	701	FA533434-310	477	FA53403456-310
702	FA53301112	700	FA53302230	702	FA533321	700	FA533441	474	FA53403656
702	FA53301112-300	700	FA53302230-300	702	FA533321-300	700	FA533441-300	474	FA53403656-300
702	FA53301112-310	700	FA53302230-310	702	FA533321-310	700	FA533441-310	474	FA53403656-310
702	FA53301118	700	FA53302233	703	FA533322	701	FA533442	474	FA53403756
702	FA53301118-300	700	FA53302233-300	703	FA533322-300	701	FA533442-300	474	FA53403756-300
702	FA53301118-310	700	FA53302233-310	703	FA533322-310	701	FA533442-310	474	FA53403756-310
702	FA53301130	704	FA53305001	703	FA533323	701	FA533443	474	FA53403956
702	FA53301130-300	704	FA53305006	703	FA533323-300	701	FA533443-300	474	FA53403956-300
702	FA53301130-310	704	FA53305012	703	FA533323-310	701	FA533443-310	474	FA53403956-310
702	FA53301133	704	FA53305018	703	FA533324	701	FA533444	474	FA53404056
702	FA53301133-300	704	FA53305030	703	FA533324-300	701	FA533444-300	474	FA53404056-300
702	FA53301133-310	704	FA53305033	703	FA533324-310	701	FA533444-310	474	FA53404056-310
702	FA53301201	702	FA53305101	702	FA533331	478	FA53400256	474	FA53404256
702	FA53301201-300	702	FA53305101-300	702	FA533331-300	478	FA53400356	474	FA53404256-300
702	FA53301201-310	702	FA53305101-310	702	FA533331-310	478	FA53400556	474	FA53404256-310
702	FA53301206	702	FA53305106	703	FA533332	478	FA53400656	474	FA53404356
702	FA53301206-300	702	FA53305106-300	703	FA533332-300	478	FA53400856	474	FA53404356-300
702	FA53301206-310	702	FA53305106-310	703	FA533332-310	478	FA53400956	474	FA53404356-310
702	FA53301212	702	FA53305112	703	FA533333	479	FA53401156	475	FA53404556
702	FA53301212-300	702	FA53305112-300	703	FA533333-300	479	FA53401256	475	FA53404556-300
702	FA53301212-310	702	FA53305112-310	703	FA533333-310	479	FA53401456	475	FA53404556-310
702	FA53301218	702	FA53305118	703	FA533334	479	FA53401556	475	FA53404656
702	FA53301218-300	702	FA53305118-300	703	FA533334-300	479	FA53401756	475	FA53404656-300
702	FA53301218-310	702	FA53305118-310	703	FA533334-310	479	FA53401856	475	FA53404656-310
702	FA53301230	702	FA53305130	702	FA533341	476	FA53402056	475	FA53404756
702	FA53301230-300	702	FA53305130-300	702	FA533341-300	476	FA53402056-300	475	FA53404756-300
702	FA53301230-310	702	FA53305130-310	702	FA533341-310	476	FA53402056-310	475	FA53404756-310
702	FA53301233	702	FA53305133	703	FA533342	476	FA53402156	475	FA53404856
702	FA53301233-300	702	FA53305133-300	703	FA533342-300	476	FA53402156-300	475	FA53404856-300
702	FA53301233-310	702	FA53305133-310	703	FA533342-310	476	FA53402156-310	475	FA53404856-310
700	FA53302101	700	FA53305201	703	FA533343	476	FA53402356	478	FA53405156
700	FA53302101-300	700	FA53305201-300	703	FA533343-300	476	FA53402356-300	478	FA53405256
700	FA53302101-310	700	FA53305201-310	703	FA533343-310	476	FA53402356-310	478	FA53405356
700	FA53302106	700	FA53305206	703	FA533344	476	FA53402456	479	FA53405456
700	FA53302106-300	700	FA53305206-300	703	FA533344-300	476	FA53402456-300	479	FA53405556
700	FA53302106-310	700	FA53305206-310	703	FA533344-310	476	FA53402456-310	479	FA53405656
700	FA53302112	700	FA53305212	700	FA533421	476	FA53402656	476	FA53405756
700	FA53302112-300	700	FA53305212-300	700	FA533421-300	476	FA53402656-300	476	FA53405756-300
700	FA53302112-310	700	FA53305212-310	700	FA533421-310	476	FA53402656-310	476	FA53405756-310
700	FA53302118	700	FA53305218	701	FA533422	476	FA53402756	476	FA53405856
700	FA53302118-300	700	FA53305218-300	701	FA533422-300	476	FA53402756-300	476	FA53405856-300
700	FA53302118-310	700	FA53305218-310	701	FA533422-310	476	FA53402756-310	476	FA53405856-310
700	FA53302130	700	FA53305230	701	FA533423	477	FA53402956	476	FA53405956
700	FA53302130-300	700	FA53305230-300	701	FA533423-300	477	FA53402956-300	476	FA53405956-300
700	FA53302130-310	700	FA53305230-310	701	FA533423-310	477	FA53402956-310	476	FA53405956-310
700	FA53302133	700	FA53305233	701	FA533424	477	FA53403056	477	FA53406056
700	FA53302133-300	700	FA53305233-300	701	FA533424-300	477	FA53403056-300	477	FA53406056-300
700	FA53302133-310	700	FA53305233-310	701	FA533424-310	477	FA53403056-310	477	FA53406056-310
700	FA53302201	704	FA533221	700	FA533431	477	FA53403156	477	FA53406156
700	FA53302201-300	704	FA533222	700	FA533431-300	477	FA53403156-300.A	477	FA53406156-300.A
700	FA53302201-310	705	FA533223	700	FA533431-310	477	FA53403156-310	477	FA53406156-310
700	FA53302206	705	FA533224	701	FA533432	477	FA53403256	477	FA53406256
700	FA53302206-300	704	FA533231	701	FA533432-300	477	FA53403256-300.A	477	FA53406256-300.A
700	FA53302206-310	704	FA533232	701	FA533432-310	477	FA53403256-310	477	FA53406256-310

Page	Reference	Page	Reference	Page	Reference	Page	Reference	Page	Reference
474	FA53406356	498	FA53501218	503	FA53502718	501	FA53504418	729	FA53601356-300
474	FA53406356-300	498	FA53501230	503	FA53502730	501	FA53504430	729	FA53601356-310
474	FA53406356-310	498	FA53501233	503	FA53502733	501	FA53504433	729	FA53601456
474	FA53406456	500	FA53501401	498	FA53502901	503	FA53504501	729	FA53601456-300
474	FA53406456-300	500	FA53501406	498	FA53502906	503	FA53504506	729	FA53601456-310
474	FA53406456-310	500	FA53501412	498	FA53502912	503	FA53504512	729	FA53601556
474	FA53406556	500	FA53501418	498	FA53502918	503	FA53504518	729	FA53601556-300
474	FA53406556-300	500	FA53501430	498	FA53502930	503	FA53504530	729	FA53601556-310
474	FA53406556-310	500	FA53501433	498	FA53502933	503	FA53504533	729	FA53601656
475	FA53406656	500	FA53501501	498	FA53503001	503	FA53504601	729	FA53601656-300
475	FA53406656-300	500	FA53501506	498	FA53503006	503	FA53504606	729	FA53601656-310
475	FA53406656-310	500	FA53501512	498	FA53503012	503	FA53504612	729	FA53601756
475	FA53406756	500	FA53501518	498	FA53503018	503	FA53504618	729	FA53601756-300
475	FA53406756-300	500	FA53501530	498	FA53503030	503	FA53504630	729	FA53601756-310
475	FA53406756-310	500	FA53501533	498	FA53503033	503	FA53504633	729	FA53601856
499	FA53500201	502	FA53501701	500	FA53503201	498	FA53504701	729	FA53601856-300
499	FA53500206	502	FA53501706	500	FA53503206	498	FA53504706	729	FA53601856-310
499	FA53500212	502	FA53501712	500	FA53503212	498	FA53504712	729	FA53601956
499	FA53500218	502	FA53501718	500	FA53503218	498	FA53504718	729	FA53601956-300
499	FA53500230	502	FA53501730	500	FA53503230	498	FA53504730	729	FA53601956-310
499	FA53500233	502	FA53501733	500	FA53503233	498	FA53504733	729	FA53602056
499	FA53500301	502	FA53501801	500	FA53503301	498	FA53504801	729	FA53602056-300
499	FA53500306	502	FA53501806	500	FA53503306	498	FA53504806	729	FA53602056-310
499	FA53500312	502	FA53501812	500	FA53503312	498	FA53504812	729	FA53602101
499	FA53500318	502	FA53501818	500	FA53503318	498	FA53504818	729	FA53602101-300
499	FA53500330	502	FA53501830	500	FA53503330	498	FA53504830	729	FA53602101-310
499	FA53500333	502	FA53501833	500	FA53503333	498	FA53504833	729	FA53602201
501	FA53500501	499	FA53502001	502	FA53503501	500	FA53504901	729	FA53602201-300
501	FA53500506	499	FA53502006	502	FA53503506	500	FA53504906	729	FA53602201-310
501	FA53500512	499	FA53502012	502	FA53503512	500	FA53504912	729	FA53602301
501	FA53500518	499	FA53502018	502	FA53503518	500	FA53504918	729	FA53602301-300
501	FA53500530	499	FA53502030	502	FA53503530	500	FA53504930	729	FA53602301-310
501	FA53500533	499	FA53502033	502	FA53503533	500	FA53504933	729	FA53602401
501	FA53500601	499	FA53502101	502	FA53503601	500	FA53505001	729	FA53602401-300
501	FA53500606	499	FA53502106	502	FA53503606	500	FA53505006	729	FA53602401-310
501	FA53500612	499	FA53502112	502	FA53503612	500	FA53505012	729	FA53602501
501	FA53500618	499	FA53502118	502	FA53503618	500	FA53505018	729	FA53602501-300
501	FA53500630	499	FA53502130	502	FA53503630	500	FA53505030	729	FA53602501-310
501	FA53500633	499	FA53502133	502	FA53503633	500	FA53505033	729	FA53602601
503	FA53500801	501	FA53502301	499	FA53504101	502	FA53505101	729	FA53602601-300
503	FA53500806	501	FA53502306	499	FA53504106	502	FA53505106	729	FA53602601-310
503	FA53500812	501	FA53502312	499	FA53504112	502	FA53505112	729	FA53602701
503	FA53500818	501	FA53502318	499	FA53504118	502	FA53505118	729	FA53602701-300
503	FA53500830	501	FA53502330	499	FA53504130	502	FA53505130	729	FA53602701-310
503	FA53500833	501	FA53502333	499	FA53504133	502	FA53505133	729	FA53602801
503	FA53500901	501	FA53502401	499	FA53504201	502	FA53505201	729	FA53602801-300
503	FA53500906	501	FA53502406	499	FA53504206	502	FA53505206	729	FA53602801-310
503	FA53500912	501	FA53502412	499	FA53504212	502	FA53505212	730	FA53602956
503	FA53500918	501	FA53502418	499	FA53504218	502	FA53505218	730	FA53602956-300.A
503	FA53500930	501	FA53502430	499	FA53504230	502	FA53505230	730	FA53602956-310
503	FA53500933	501	FA53502433	499	FA53504233	502	FA53505233	730	FA53603056
498	FA53501101	503	FA53502601	501	FA53504301	728	FA53600256	730	FA53603056-300.A
498	FA53501106	503	FA53502606	501	FA53504306	728	FA53600356	730	FA53603056-310
498	FA53501112	503	FA53502612	501	FA53504312	728	FA53600556	730	FA53603156
498	FA53501118	503	FA53502618	501	FA53504318	728	FA53600656	730	FA53603156-300.A
498	FA53501130	503	FA53502630	501	FA53504330	728	FA53600801	730	FA53603156-310
498	FA53501133	503	FA53502633	501	FA53504333	728	FA53600901	730	FA53603256
498	FA53501201	503	FA53502701	501	FA53504401	728	FA53601101	730	FA53603256-300.A
498	FA53501206	503	FA53502706	501	FA53504406	728	FA53601201	730	FA53603256-310
498	FA53501212	503	FA53502712	501	FA53504412	729	FA53601356	730	FA53603356

Page	Reference	Page	Reference	Page	Reference	Page	Reference	Page	Reference
730	FA53603356-300.A	731	FA53605701-300	730	FA53614401	846	FA53901133	847	FA53902633
730	FA53603356-310	731	FA53605701-310	730	FA53614401-300.A	846	FA53901133-300	847	FA53902633-300
730	FA53603456	731	FA53605801	730	FA53614401-310	846	FA53901133-310	847	FA53902633-310
730	FA53603456-300.A	731	FA53605801-300	731	FA53614856	846	FA53901206	847	FA53902706
730	FA53603456-310	731	FA53605801-310	731	FA53614856-300	846	FA53901206-300	847	FA53902706-300
730	FA53603556	731	FA53605901	731	FA53614856-310	846	FA53901206-310	847	FA53902706-310
730	FA53603556-300.A	731	FA53605901-300	731	FA53615056	846	FA53901233	847	FA53902733
730	FA53603556-310	731	FA53605901-310	731	FA53615056-300	846	FA53901233-300	847	FA53902733-300
730	FA53603656	731	FA53606001	731	FA53615056-310	846	FA53901233-310	847	FA53902733-310
730	FA53603656-300.A	731	FA53606001-300	731	FA53615256	846	FA53901406	848	FA53902906
730	FA53603656-310	731	FA53606001-310	731	FA53615256-300	846	FA53901406-300	848	FA53902906-300
730	FA53603701	728	FA53610356	731	FA53615256-310	846	FA53901406-310	848	FA53902906-310
730	FA53603701-300.A	728	FA53610656	731	FA53615601	846	FA53901433	848	FA53902933
730	FA53603701-310	728	FA53610901	731	FA53615601-300	846	FA53901433-300	848	FA53902933-300
730	FA53603801	728	FA53611201	731	FA53615601-310	846	FA53901433-310	848	FA53902933-310
730	FA53603801-300.A	729	FA53611456	731	FA53615801	846	FA53901506	848	FA53903006
730	FA53603801-310	729	FA53611456-300	731	FA53615801-300	846	FA53901506-300	848	FA53903006-300
730	FA53603901	729	FA53611456-310	731	FA53615801-310	846	FA53901506-310	848	FA53903006-310
730	FA53603901-300.A	729	FA53611656	731	FA53616001	846	FA53901533	848	FA53903033
730	FA53603901-310	729	FA53611656-300	731	FA53616001-300	846	FA53901533-300	848	FA53903033-300
730	FA53604001	729	FA53611656-310	731	FA53616001-310	846	FA53901533-310	848	FA53903033-310
730	FA53604001-300.A	729	FA53611856	845	FA53900206	846	FA53901706	848	FA53903206
730	FA53604001-310	729	FA53611856-300	845	FA53900206-300	846	FA53901706-300	848	FA53903206-300
730	FA53604101	729	FA53611856-310	845	FA53900206-310	846	FA53901706-310	848	FA53903206-310
730	FA53604101-300.A	729	FA53612056	845	FA53900233	846	FA53901733	848	FA53903233
730	FA53604101-310	729	FA53612056-300	845	FA53900233-300	846	FA53901733-300	848	FA53903233-300
730	FA53604201	729	FA53612056-310	845	FA53900233-310	846	FA53901733-310	848	FA53903233-310
730	FA53604201-300.A	729	FA53612201	845	FA53900306	846	FA53901806	848	FA53903306
730	FA53604201-310	729	FA53612201-300	845	FA53900306-300	846	FA53901806-300	848	FA53903306-300
730	FA53604301	729	FA53612201-310	845	FA53900306-310	846	FA53901806-310	848	FA53903306-310
730	FA53604301-300.A	729	FA53612401	845	FA53900333	846	FA53901833	848	FA53903333
730	FA53604301-310	729	FA53612401-300	845	FA53900333-300	846	FA53901833-300	848	FA53903333-300
730	FA53604401	729	FA53612401-310	845	FA53900333-310	846	FA53901833-310	848	FA53903333-310
730	FA53604401-300.A	729	FA53612601	845	FA53900506	847	FA53902006	848	FA53903506
730	FA53604401-310	729	FA53612601-300	845	FA53900506-300	847	FA53902006-300	848	FA53903506-300
731	FA53604756	729	FA53612601-310	845	FA53900506-310	847	FA53902006-310	848	FA53903506-310
731	FA53604756-300	729	FA53612801	845	FA53900533	847	FA53902033	848	FA53903533
731	FA53604756-310	729	FA53612801-300	845	FA53900533-300	847	FA53902033-300	848	FA53903533-300
731	FA53604856	729	FA53612801-310	845	FA53900533-310	847	FA53902033-310	848	FA53903533-310
731	FA53604856-300	730	FA53613056	845	FA53900606	847	FA53902106	848	FA53903606
731	FA53604856-310	730	FA53613056-300.A	845	FA53900606-300	847	FA53902106-300	848	FA53903606-300
731	FA53604956	730	FA53613056-310	845	FA53900606-310	847	FA53902106-310	848	FA53903606-310
731	FA53604956-300	730	FA53613256	845	FA53900633	847	FA53902133	848	FA53903633
731	FA53604956-310	730	FA53613256-300.A	845	FA53900633-300	847	FA53902133-300	848	FA53903633-300
731	FA53605056	730	FA53613256-310	845	FA53900633-310	847	FA53902133-310	848	FA53903633-310
731	FA53605056-300	730	FA53613456	845	FA53900806	847	FA53902306	841	FA53903806
731	FA53605056-310	730	FA53613456-300.A	845	FA53900806-300	847	FA53902306-300	841	FA53903806-300
731	FA53605156	730	FA53613456-310	845	FA53900806-310	847	FA53902306-310	841	FA53903806-310
731	FA53605156-300	730	FA53613656	845	FA53900833	847	FA53902333	841	FA53903833
731	FA53605156-310	730	FA53613656-300.A	845	FA53900833-300	847	FA53902333-300	841	FA53903833-300
731	FA53605256	730	FA53613656-310	845	FA53900833-310	847	FA53902333-310	841	FA53903833-310
731	FA53605256-300	730	FA53613801	845	FA53900906	847	FA53902406	841	FA53903906
731	FA53605256-310	730	FA53613801-300.A	845	FA53900906-300	847	FA53902406-300	841	FA53903906-300
731	FA53605501	730	FA53613801-310	845	FA53900906-310	847	FA53902406-310	841	FA53903906-310
731	FA53605501-300	730	FA53614001	845	FA53900933	847	FA53902433	841	FA53903933
731	FA53605501-310	730	FA53614001-300.A	845	FA53900933-300	847	FA53902433-300	841	FA53903933-300
731	FA53605601	730	FA53614001-310	845	FA53900933-310	847	FA53902433-310	841	FA53903933-310
731	FA53605601-300	730	FA53614201	846	FA53901106	847	FA53902606	841	FA53904106
731	FA53605601-310	730	FA53614201-300.A	846	FA53901106-300	847	FA53902606-300	841	FA53904106-300
731	FA53605701	730	FA53614201-310	846	FA53901106-310	847	FA53902606-310	841	FA53904106-310

Page	Reference	Page	Reference	Page	Reference	Page	Reference	Page	Reference
841	FA53904133	843	FA53905633	844	FA53907133	842	FA53908833	846	FA53910833
841	FA53904133-300	843	FA53905633-300	844	FA53907133-300	842	FA53908833-300	846	FA53910833-300
841	FA53904133-310	843	FA53905633-310	844	FA53907133-310	842	FA53908833-310	846	FA53910833-310
841	FA53904206	843	FA53905706	844	FA53907206	843	FA53909006	846	FA53911006
841	FA53904206-300	843	FA53905706-300	844	FA53907206-300	843	FA53909006-300	846	FA53911006-300
841	FA53904206-310	843	FA53905706-310	844	FA53907206-310	843	FA53909006-310	846	FA53911006-310
841	FA53904233	843	FA53905733	844	FA53907233	843	FA53909033	846	FA53911033
841	FA53904233-300	843	FA53905733-300	844	FA53907233-300	843	FA53909033-300	846	FA53911033-300
841	FA53904233-310	843	FA53905733-310	844	FA53907233-310	843	FA53909033-310	846	FA53911033-310
841	FA53904406	843	FA53905906	840	FA53907406	843	FA53909206	846	FA53911206
841	FA53904406-300	843	FA53905906-300	840	FA53907406-300	843	FA53909206-300	846	FA53911206-300
841	FA53904406-310	843	FA53905906-310	840	FA53907406-310	843	FA53909206-310	846	FA53911206-310
841	FA53904433	843	FA53905933	840	FA53907433	843	FA53909233	846	FA53911233
841	FA53904433-300	843	FA53905933-300	840	FA53907433-300	843	FA53909233-300	846	FA53911233-300
841	FA53904433-310	843	FA53905933-310	840	FA53907433-310	843	FA53909233-310	846	FA53911233-310
841	FA53904506	843	FA53906006	840	FA53907506	843	FA53909406	847	FA53911406
841	FA53904506-300	843	FA53906006-300	840	FA53907506-300	843	FA53909406-300	847	FA53911406-300
841	FA53904506-310	843	FA53906006-310	840	FA53907506-310	843	FA53909406-310	847	FA53911406-310
841	FA53904533	843	FA53906033	840	FA53907533	843	FA53909433	847	FA53911433
841	FA53904533-300	843	FA53906033-300	840	FA53907533-300	843	FA53909433-300	847	FA53911433-300
841	FA53904533-310	843	FA53906033-310	840	FA53907533-310	843	FA53909433-310	847	FA53911433-310
842	FA53904706	843	FA53906206	840	FA53907606	844	FA53909606	847	FA53911606
842	FA53904706-300	843	FA53906206-300	840	FA53907606-300	844	FA53909606-300	847	FA53911606-300
842	FA53904706-310	843	FA53906206-310	840	FA53907606-310	844	FA53909606-310	847	FA53911606-310
842	FA53904733	843	FA53906233	840	FA53907633	844	FA53909633	847	FA53911633
842	FA53904733-300	843	FA53906233-300	840	FA53907633-300	844	FA53909633-300	847	FA53911633-300
842	FA53904733-310	843	FA53906233-310	840	FA53907633-310	844	FA53909633-310	847	FA53911633-310
842	FA53904806	843	FA53906306	841	FA53907806	844	FA53909806	847	FA53911806
842	FA53904806-300	843	FA53906306-300	841	FA53907806-300	844	FA53909806-300	847	FA53911806-300
842	FA53904806-310	843	FA53906306-310	841	FA53907806-310	844	FA53909806-310	847	FA53911806-310
842	FA53904833	843	FA53906333	841	FA53907833	844	FA53909833	847	FA53911833
842	FA53904833-300	843	FA53906333-300	841	FA53907833-300	844	FA53909833-300	847	FA53911833-300
842	FA53904833-310	843	FA53906333-310	841	FA53907833-310	844	FA53909833-310	847	FA53911833-310
842	FA53905006	844	FA53906506	841	FA53908006	844	FA53910006	848	FA53912006
842	FA53905006-300	844	FA53906506-300	841	FA53908006-300	844	FA53910006-300	848	FA53912006-300
842	FA53905006-310	844	FA53906506-310	841	FA53908006-310	844	FA53910006-310	848	FA53912006-310
842	FA53905033	844	FA53906533	841	FA53908033	844	FA53910033	848	FA53912033
842	FA53905033-300	844	FA53906533-300	841	FA53908033-300	844	FA53910033-300	848	FA53912033-300
842	FA53905033-310	844	FA53906533-310	841	FA53908033-310	844	FA53910033-310	848	FA53912033-310
842	FA53905106	844	FA53906606	841	FA53908206	845	FA53910206	848	FA53912206
842	FA53905106-300	844	FA53906606-300	841	FA53908206-300	845	FA53910206-300	848	FA53912206-300
842	FA53905106-310	844	FA53906606-310	841	FA53908206-310	845	FA53910206-310	848	FA53912206-310
842	FA53905133	844	FA53906633	841	FA53908233	845	FA53910233	848	FA53912233
842	FA53905133-300	844	FA53906633-300	841	FA53908233-300	845	FA53910233-300	848	FA53912233-300
842	FA53905133-310	844	FA53906633-310	841	FA53908233-310	845	FA53910233-310	848	FA53912233-310
842	FA53905306	844	FA53906806	842	FA53908406	845	FA53910406	848	FA53912406
842	FA53905306-300	844	FA53906806-300	842	FA53908406-300	845	FA53910406-300	848	FA53912406-300
842	FA53905306-310	844	FA53906806-310	842	FA53908406-310	845	FA53910406-310	848	FA53912406-310
842	FA53905333	844	FA53906833	842	FA53908433	845	FA53910433	848	FA53912433
842	FA53905333-300	844	FA53906833-300	842	FA53908433-300	845	FA53910433-300	848	FA53912433-300
842	FA53905333-310	844	FA53906833-310	842	FA53908433-310	845	FA53910433-310	848	FA53912433-310
842	FA53905406	844	FA53906906	842	FA53908606	845	FA53910606	840	FA53913006
842	FA53905406-300	844	FA53906906-300	842	FA53908606-300	845	FA53910606-300	840	FA53913006-300
842	FA53905406-310	844	FA53906906-310	842	FA53908606-310	845	FA53910606-310	840	FA53913006-310
842	FA53905433	844	FA53906933	842	FA53908633	845	FA53910633	840	FA53913033
842	FA53905433-300	844	FA53906933-300	842	FA53908633-300	845	FA53910633-300	840	FA53913033-300
842	FA53905433-310	844	FA53906933-310	842	FA53908633-310	845	FA53910633-310	840	FA53913033-310
843	FA53905606	844	FA53907106	842	FA53908806	846	FA53910806	841	FA53913206
843	FA53905606-300	844	FA53907106-300	842	FA53908806-300	846	FA53910806-300	841	FA53913206-300
843	FA53905606-310	844	FA53907106-310	842	FA53908806-310	846	FA53910806-310	841	FA53913206-310

Page	Reference	Page	Reference	Page	Reference	Page	Reference	Page	Reference
841	FA53913233	842	FA53915233	843	FA53917233	748	FA54100318	750	FA54101418
841	FA53913233-300	842	FA53915233-300	843	FA53917233-300	748	FA54100330	750	FA54101430
841	FA53913233-310	842	FA53915233-310	843	FA53917233-310	748	FA54100333	750	FA54101433
842	FA53913406	843	FA53915406	844	FA53917406	748	FA54100501	748	FA54102301
842	FA53913406-300	843	FA53915406-300	844	FA53917406-300	748	FA54100506	748	FA54102306
842	FA53913406-310	843	FA53915406-310	844	FA53917406-310	748	FA54100512	748	FA54102312
842	FA53913433	843	FA53915433	844	FA53917433	748	FA54100518	748	FA54102318
842	FA53913433-300	843	FA53915433-300	844	FA53917433-300	748	FA54100530	748	FA54102330
842	FA53913433-310	843	FA53915433-310	844	FA53917433-310	748	FA54100533	748	FA54102333
843	FA53913606	844	FA53915606	845	FA53917606	748	FA54100601	748	FA54102601
843	FA53913606-300	844	FA53915606-300	845	FA53917606-300	748	FA54100606	748	FA54102606
843	FA53913606-310	844	FA53915606-310	845	FA53917606-310	748	FA54100612	748	FA54102612
843	FA53913633	844	FA53915633	845	FA53917633	748	FA54100618	748	FA54102618
843	FA53913633-300	844	FA53915633-300	845	FA53917633-300	748	FA54100630	748	FA54102630
843	FA53913633-310	844	FA53915633-310	845	FA53917633-310	748	FA54100633	748	FA54102633
844	FA53913806	845	FA53915806	846	FA53917806	749	FA54100701	749	FA54102801
844	FA53913806-300	845	FA53915806-300	846	FA53917806-300	749	FA54100706	749	FA54102806
844	FA53913806-310	845	FA53915806-310	846	FA53917806-310	749	FA54100712	749	FA54102812
844	FA53913833	845	FA53915833	846	FA53917833	749	FA54100718	749	FA54102818
844	FA53913833-300	845	FA53915833-300	846	FA53917833-300	749	FA54100730	749	FA54102830
844	FA53913833-310	845	FA53915833-310	846	FA53917833-310	749	FA54100733	749	FA54102833
845	FA53914006	846	FA53916006	847	FA53918006	749	FA54100801	749	FA54103001
845	FA53914006-300	846	FA53916006-300	847	FA53918006-300	749	FA54100806	749	FA54103006
845	FA53914006-310	846	FA53916006-310	847	FA53918006-310	749	FA54100812	749	FA54103012
845	FA53914033	846	FA53916033	847	FA53918033	749	FA54100818	749	FA54103018
845	FA53914033-300	846	FA53916033-300	847	FA53918033-300	749	FA54100830	749	FA54103030
845	FA53914033-310	846	FA53916033-310	847	FA53918033-310	749	FA54100833	749	FA54103033
846	FA53914206	847	FA53916206	848	FA53918206	749	FA54100901	750	FA54103201
846	FA53914206-300	847	FA53916206-300	848	FA53918206-300	749	FA54100906	750	FA54103206
846	FA53914206-310	847	FA53916206-310	848	FA53918206-310	749	FA54100912	750	FA54103212
846	FA53914233	847	FA53916233	848	FA53918233	749	FA54100918	750	FA54103218
846	FA53914233-300	847	FA53916233-300	848	FA53918233-300	749	FA54100930	750	FA54103230
846	FA53914233-310	847	FA53916233-310	848	FA53918233-310	749	FA54100933	750	FA54103233
847	FA53914406	848	FA53916406	740	FA54000101.A	749	FA54101001	750	FA54103401
847	FA53914406-300	848	FA53916406-300	740	FA54000106.A	749	FA54101006	750	FA54103406
847	FA53914406-310	848	FA53916406-310	740	FA54000112.A	749	FA54101012	750	FA54103412
847	FA53914433	848	FA53916433	740	FA54000118.A	749	FA54101018	750	FA54103418
847	FA53914433-300	848	FA53916433-300	740	FA54000130.A	749	FA54101030	750	FA54103430
847	FA53914433-310	848	FA53916433-310	740	FA54000133.A	749	FA54101033	750	FA54103433
848	FA53914606	840	FA53916606	740	FA54000201	750	FA54101101	751	FA54110001
848	FA53914606-300	840	FA53916606-300	740	FA54000206	750	FA54101106	751	FA54110006
848	FA53914606-310	840	FA53916606-310	740	FA54000212	750	FA54101112	751	FA54110012
848	FA53914633	840	FA53916633	740	FA54000218	750	FA54101118	751	FA54110018
848	FA53914633-300	840	FA53916633-300	740	FA54000230	750	FA54101130	751	FA54110030
848	FA53914633-310	840	FA53916633-310	740	FA54000233	750	FA54101133	751	FA54110033
840	FA53914806	841	FA53916806	741	FA54000301	750	FA54101201	751	FA54110201
840	FA53914806-300	841	FA53916806-300	741	FA54000306	750	FA54101206	751	FA54110206
840	FA53914806-310	841	FA53916806-310	741	FA54000312	750	FA54101212	751	FA54110212
840	FA53914833	841	FA53916833	741	FA54000318	750	FA54101218	751	FA54110218
840	FA53914833-300	841	FA53916833-300	741	FA54000330	750	FA54101230	751	FA54110230
840	FA53914833-310	841	FA53916833-310	741	FA54000333	750	FA54101233	751	FA54110233
841	FA53915006	842	FA53917006	748	FA54100201	750	FA54101301	680	FA54200201
841	FA53915006-300	842	FA53917006-300	748	FA54100206	750	FA54101306	680	FA54200206
841	FA53915006-310	842	FA53917006-310	748	FA54100212	750	FA54101312	680	FA54200212
841	FA53915033	842	FA53917033	748	FA54100218	750	FA54101318	680	FA54200218
841	FA53915033-300	842	FA53917033-300	748	FA54100230	750	FA54101330	680	FA54200230
841	FA53915033-310	842	FA53917033-310	748	FA54100233	750	FA54101333	680	FA54200233
842	FA53915206	843	FA53917206	748	FA54100301	750	FA54101401	680	FA54200301
842	FA53915206-300	843	FA53917206-300	748	FA54100306	750	FA54101406	680	FA54200306
842	FA53915206-310	843	FA53917206-310	748	FA54100312	750	FA54101412	680	FA54200312

Page	Reference	Page	Reference	Page	Reference	Page	Reference	Page	Reference
680	FA54200318	712	FA844282101.A	670	FA9418813106	668	FA94851206	800	FA962831418
680	FA54200330	712	FA844282106.A	670	FA9418813106-300	668	FA94851206-300	800	FA962831430
680	FA54200333	712	FA844282112.A	670	FA9418813106-310	668	FA94851206-310	800	FA962831433
680	FA54200501	712	FA844282118.A	670	FA9418813133	668	FA94851233	800	FA962832301
680	FA54200506	712	FA844282130.A	670	FA9418813133-300	668	FA94851233-300	800	FA962832306
680	FA54200512	712	FA844282133.A	670	FA9418813133-310	668	FA94851233-310	800	FA962832312
680	FA54200518	712	FA844282201.A	670	FA941881333	668	FA94851306	800	FA962832318
680	FA54200530	712	FA844282206.A	670	FA941881333-300	668	FA94851306-300	800	FA962832330
680	FA54200533	712	FA844282212.A	670	FA941881333-310	668	FA94851306-310	800	FA962832333
680	FA54200601	712	FA844282218.A	671	FA941891306	668	FA948513106	800	FA962832401
680	FA54200606	712	FA844282230.A	671	FA941891333	668	FA948513106-300	800	FA962832406
680	FA54200612	712	FA844282233.A	804	FA942842401	668	FA948513106-310	800	FA962832412
680	FA54200618	712	FA844282301.A	804	FA942842406	668	FA948513133	800	FA962832418
680	FA54200630	712	FA844282306.A	804	FA942842412	668	FA948513133-300	800	FA962832430
680	FA54200633	712	FA844282312.A	804	FA942842418	668	FA948513133-310	800	FA962832433
680	FA54200701	712	FA844282318.A	804	FA942842430	668	FA94851333	802	FA9633
680	FA54200706	712	FA844282330.A	804	FA942842433	668	FA94851333-300	805	FA972471301
680	FA54200712	712	FA844282333.A	804	FA942851401	668	FA94851333-310	805	FA972471301-300
680	FA54200718	798	FA8801	804	FA942851406	670	FA94861206	805	FA972471301-310
680	FA54200730	798	FA8806	804	FA942851412	670	FA94861206-300	805	FA972471306
680	FA54200733	798	FA8812	804	FA942851418	670	FA94861206-310	805	FA972471306-300
680	FA54200901	798	FA8818	804	FA942851430	670	FA94861233	805	FA972471306-310
680	FA54200906	798	FA8830	804	FA942851433	670	FA94861233-300	805	FA972471312
680	FA54200912	798	FA8833	802	FA9433	670	FA94861233-310	805	FA972471312-300
680	FA54200918	803	FA8906	670	FA94801206	670	FA94861306	805	FA972471312-310
680	FA54200930	803	FA8933	670	FA94801206-300	670	FA94861306-300	805	FA972471318
680	FA54200933	803	FA9006	670	FA94801206-310	670	FA94861306-310	805	FA972471318-300
770	FA68	803	FA9033	670	FA94801233	670	FA948613106	805	FA972471318-310
672	FA71	802	FA9306	670	FA94801233-300	670	FA948613106-300	805	FA972471330
672	FA72	802	FA9333	670	FA94801233-310	670	FA948613106-310	805	FA972471330-300
803	FA7806	802	FA9406	670	FA94801306	670	FA948613133	805	FA972471330-310
803	FA7833	668	FA941861206	670	FA94801306-300	670	FA948613133-300	805	FA972471333
803	FA7906	668	FA941861206-300	670	FA94801306-310	670	FA948613133-310	805	FA972471333-300
803	FA7933	668	FA941861206-310	670	FA948013106	670	FA94861333	805	FA972471333-310
672	FA81	668	FA941861233	670	FA948013106-300	670	FA94861333-300	805	FA972471401
672	FA82	668	FA941861233-300	670	FA948013106-310	670	FA94861333-310	805	FA972471401-300
712	FA84280001.A	668	FA941861233-310	670	FA948013133	802	FA9506	805	FA972471401-310
712	FA84280006.A	668	FA941861306	670	FA948013133-300	802	FA9533	805	FA972471406
712	FA84280012.A	668	FA941861306-300	670	FA948013133-310	802	FA9606	805	FA972471406-300
712	FA84280018.A	668	FA941861306-310	670	FA94801333	800	FA962821301	805	FA972471406-310
712	FA84280030.A	668	FA9418613106	670	FA94801333-300	800	FA962821306	805	FA972471412
712	FA84280033.A	668	FA9418613106-300	670	FA94801333-310	800	FA962821312	805	FA972471412-300
712	FA844281101.A	668	FA9418613106-310	668	FA94831206	800	FA962821318	805	FA972471412-310
712	FA844281106.A	668	FA9418613133	668	FA94831206-300	800	FA962821330	805	FA972471418
712	FA844281112.A	668	FA9418613133-300	668	FA94831206-310	800	FA962821333	805	FA972471418-300
712	FA844281118.A	668	FA9418613133-310	668	FA94831233	800	FA962821401	805	FA972471418-310
712	FA844281130.A	668	FA941861333	668	FA94831233-300	800	FA962821406	805	FA972471430
712	FA844281133.A	668	FA941861333-300	668	FA94831233-310	800	FA962821412	805	FA972471430-300
712	FA844281201.A	668	FA941861333-310	668	FA94831306	800	FA962821418	805	FA972471430-310
712	FA844281206.A	669	FA941871306	668	FA94831306-300	800	FA962821430	805	FA972471433
712	FA844281212.A	669	FA941871333	668	FA94831306-310	800	FA962821433	805	FA972471433-300
712	FA844281218.A	670	FA941881206	668	FA948313106	800	FA962831301	805	FA972471433-310
712	FA844281230.A	670	FA941881206-300	668	FA948313106-300	800	FA962831306	805	FA972472301
712	FA844281233.A	670	FA941881206-310	668	FA948313106-310	800	FA962831312	805	FA972472301-300
712	FA844281301.A	670	FA941881233	668	FA948313133	800	FA962831318	805	FA972472301-310
712	FA844281306.A	670	FA941881233-300	668	FA948313133-300	800	FA962831330	805	FA972472306
712	FA844281312.A	670	FA941881233-310	668	FA948313133-310	800	FA962831333	805	FA972472306-300
712	FA844281318.A	670	FA941881306	668	FA94831333	800	FA962831401	805	FA972472306-310
712	FA844281330.A	670	FA941881306-300	668	FA94831333-300	800	FA962831406	805	FA972472312
712	FA844281333.A	670	FA941881306-310	668	FA94831333-310	800	FA962831412	805	FA972472312-300

Page	Reference	Page	Reference	Page	Reference	Page	Reference	Page	Reference
805	FA972472312-310	805	FA972472418-310	805	FA972481330-310	805	FA972481433-310	804	FA972851312
805	FA972472318	805	FA972472430	805	FA972481333	804	FA972841301	804	FA972851318
805	FA972472318-300	805	FA972472430-300	805	FA972481333-300	804	FA972841306	804	FA972851330
805	FA972472318-310	805	FA972472430-310	805	FA972481333-310	804	FA972841312	804	FA972851333
805	FA972472330	805	FA972472433	805	FA972481401	804	FA972841318	527	FA98
805	FA972472330-300	805	FA972472433-300	805	FA972481401-300	804	FA972841330	527	FA99
805	FA972472330-310	805	FA972472433-310	805	FA972481401-310	804	FA972841333	621	RF25746
805	FA972472333	805	FA972481301	805	FA972481406	804	FA972841401	289	RF25747
805	FA972472333-300	805	FA972481301-300	805	FA972481406-300	804	FA972841406	289	RF25748
805	FA972472333-310	805	FA972481301-310	805	FA972481406-310	804	FA972841412	289	RF25749
805	FA972472401	805	FA972481306	805	FA972481412	804	FA972841418	387	RF25750
805	FA972472401-300	805	FA972481306-300	805	FA972481412-300	804	FA972841430	386	RF25752
805	FA972472401-310	805	FA972481306-310	805	FA972481412-310	804	FA972841433	621	RF25753
805	FA972472406	805	FA972481312	805	FA972481418	804	FA972842301	289	RF25754
805	FA972472406-300	805	FA972481312-300	805	FA972481418-300	804	FA972842306	289	RF25755
805	FA972472406-310	805	FA972481312-310	805	FA972481418-310	804	FA972842312	386	RF25756
805	FA972472412	805	FA972481318	805	FA972481430	804	FA972842318	289	RF25757
805	FA972472412-300	805	FA972481318-300	805	FA972481430-300	804	FA972842330	387	RF26387.A
805	FA972472412-310	805	FA972481318-310	805	FA972481430-310	804	FA972842333	184	RF32290
805	FA972472418	805	FA972481330	805	FA972481433	804	FA972851301	184	RF32291
805	FA972472418-300	805	FA972481330-300	805	FA972481433-300	804	FA972851306		


FLOS

Outdoor

Spine

16

Spine
Spine F
Spine L
Spine T



Pointbreak

Pointbreak Bollard
Pointbreak Balisage
Pointbreak Wall
Pointbreak Ceiling



In Vitro

166

In Vitro Bollard
In Vitro Wall
In Vitro Ceiling
In Vitro Suspended
In Vitro Unplugged





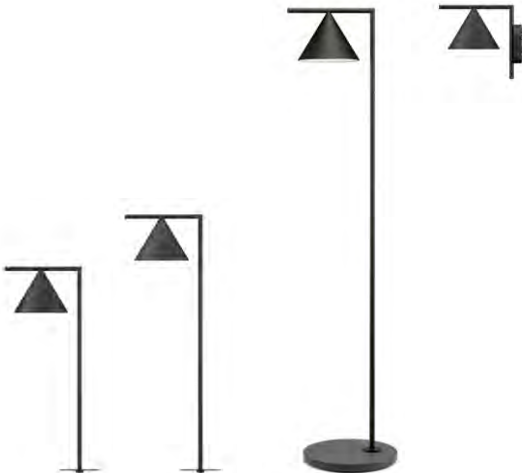
Mile

- Mile Wall
- Mile Bollard
- Mile Path
- Mile Ceiling
- Mile Recessed



Captain Flint

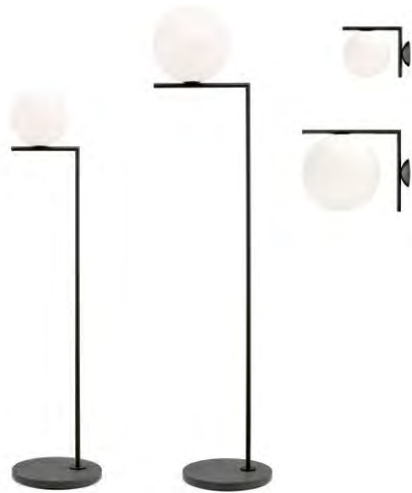
- Captain Flint Wall
- Captain Flint Floor
- Captain Flint Bollard



IC Light

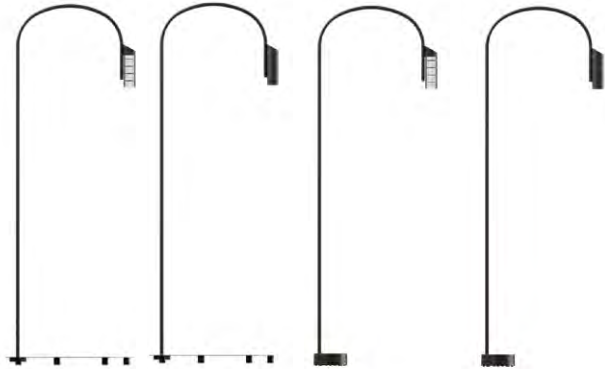
230

IC Wall
IC Floor

**Caule**

238

Caule Floor / Floor Nest
Caule Bollard / Bollard Nest

**Flauta**

254

Flauta Riga
Flauta Spiga



Lighting In The Rain

265

Romeo C3
KTribe F3
Superarchimoon



Landlord

272

Landlord Spot
Landlord Soft
Landlord Ground



Bellhop

290

Bellhop Wall
Bellhop Bollard
Bellhop Pole



Casting

302

- Casting Concrete
- Casting C
- Casting T



Walkstick / Wallstick

314

- Walkstick Pipe
- Walkstick
- Wallstick



Belvedere

328

- Belvedere Clove
- Belvedere Spot
- Belvedere Wall



Klein Pro

340



Zefiro

350




I - Ron

360



Talia

368



Real Matter

378



My Way

388



Camouflage

396



Climber

406



Heavy Metal

418

Heavy Metal Spot
Heavy Metal Wall



Marco

440



Fenestra

450



A-Round

458



A-Rise

468



Gobi

492



C-Me514

- C-Me Round
- C-Me Square
- C-Me Rectangle
- C-Me Line



Ingraze538

- Ingraze Frame Fixed / Adjustable
- Ingraze Frameless Fixed / Adjustable



Outgraze600



Tau650



Cielo662



Eclipse

674

Eclipse
Eclipse Mini



Hyperion


684

Hyperion
Hyperion Mini



Platter

694



Emma

706

Emma Wall
Emma Ceiling



Leila

722



Kirk

734



Spock

742



Aimer

754

Aimer
Aimer Aqua



Franco

788


Franco
Franco Pole



Perseo


810

Perseo
Perseo Pole



Dooku

834



Contact Italy

Flos Spa
Via Angelo Faini, 2
25073 Bovezzo (Brescia)
Tel +39 0302438.1
Fax +39 0302438.250
info@flos.com

ARES s.r.l. - Socio Unico
Viale dell'Artigianato, 24
20881 Bernareggio
Monza Brianza, Italy
Tel +39 039 6900892
Fax +39 039 6901855
flos.outdoor@flos.com

Contact Spain

Antares Iluminación S.A.U.
Calle Mallorca, 1
Polígono Industrial Reva 46394
Ribarroja (Valencia)
Tel +34 96 166 95 20
Fax +34 96 166 82 86
flos.architectural@flos.com

Distribution Spain

Antares Iluminación s.A.U.
Calle Mallorca, 1
Polígono Industrial Reva
46394 Ribarroja (Valencia)
Tel +34 96 166 95 20
Fax +34 96 166 82 86
flos.architectural@flos.com

Distribution Belgium And Luxembourg

Flos Belux
M +32 474 739 080
flosbelux@flos.com

Distribution Norway

Drammensveien 120
0277 Oslo - Norway
Tel +47 (0) 2212 86 00
Fax +47 (0) 2212 86 08
info.norge@flos.com

Distribution Sweden

FLOS Sweden
Lützengatan 1
11520 Stockholm - Sweden
Tel +4686604405
info.se@flos.com

Distribution Denmark

FLOS Scandinavia A/S
Kuglegaardsvej 13-17
1434 Copenhagen K - Denmark
Tel +4533886000
info.dk@flos.com

Distribution Amsterdam

Cruquiusweg 109S
1019 AG Amsterdam
The Netherlands
Tel +31 (0) 20 560 50 60
flosnetherlands@flos.com

Distribution France

Flos France
20-22, Passage Dauphine
75006 Paris
Tel +33 (0) 1 40 64 17 44
flos.france@flos.com

Distribution Germany

Flos GmbH
Obermünsterstraße 18
93047 Regensburg,
Germany
Tel +49 941 630837 00
Fax +49 941 630837 60
info@flos-gmbh.de

Distribution United Kingdom

Atrium Ltd.
28 Leonard Street
EC2A 4BY London
Tel +44 (0) 20 7681 9933
Fax +44 (0) 20 7681 9943
flos@atrium.ltd.uk

International Projects
Boccia Giandonato
tel +44(0)20 7681 9933
giandonato.boccia@flos.com

Distribution Japan

Flos Co., Ltd.
PMC Building 9F
1-23-5 Higashiazabu
Minato-Ku Tokyo 104-0044
Tel +81 (0) 3 3582 1468
Fax +81 (0) 3 3582 097
flosjapan@flosjapan.com

Distribution Asia Pacific

50 Raffles Place, #30-00
Singapore Land Tower
Singapore 048623
Tel +65 90056328
Tel +65 91267780
flosasia@flos.com

Distribution China

Flos Illumination
(Shanghai) Co. Ltd.
Unit 101, Floor 1, Building B9
No. 800 of Chang De road
Jing An District, Shanghai,
200040, China
Tel +86 021 62176187

(South China)
Tel +86 1392 9975 703
alan.wong@flos.com

Distribution Latin America

Flos LatAm
M +52 55 6960 1772
flos.latinamerica@flos.com

Distribution India

Flos Representative Office
1, Commonwealth Lane
#08-12, 149544 Singapore
Tel +91 9999306667
Fax +65 (0) 6372 7607
flosindia@flos.com

Distribution U.S.A.

Flos USA Inc.
40-20 22nd Street - 3rd Floor
Long Island City, NY 11101
Tel +1 (800) 8414011
info@flosusa.com

Distribution Middle East

Flos Middle East
Dubai Design District
Building 1B, Office 303
P.O.Box number 333025
Dubai, United Arab Emirates
Tel: +971 4 566 0123
Mob: +971 543567356

Distribution Hong Kong

M +852 9307 3713
flosasia@flos.com

Showroom Stockholm

FLOS Sweden
Lützengatan 1
11520 Stockholm
Sweden
Tel +4686604405
info.se@flos.com

Showroom Copenhagen

FLOS Scandinavia A/S
Kuglegaardsvej 13-17
1434 Copenhagen K
Denmark
Tel +4533886000
info.dk@flos.com

Showroom Amsterdam

Cruquiusweg 109Q
1019 AG Amsterdam
The Netherlands
Tel +31 (0) 20 560 50 60
showroom.amsterdam@flos.com

Showroom Oslo

Drammensveien 120
0277 Oslo - Norway
Tel +47 (0) 2212 86 00
Fax +47 (0) 2212 86 08
info.norge@flos.com

Showroom Milano

Corso Monforte, 15
20122 Milano
Tel +39 02 79 84 57
Fax +39 02 89 78 56 41
showroom.milan@flos.com

Showroom Paris

20-22, Passage Dauphine
75006 Paris
Tel +33 (0) 1 40 64 17 44
flos.france@flos.com

Showroom Tokyo

PMC Building 9F
1-23-5 Higashiazabu
Minato-Ku
Tokyo 104-0044
Tel +81 (0) 3 35 82 14 68
Fax +81 (0) 3 3582 0974
showroom.tokyo@flos.com

Flagship Store Milano

Corso Monforte, 9
20122- Milano
Tel +39 02 37011080
Fax +39 02 780833
shop.milan@flos.com

Flagship Store Roma

Via del Babuino, 85
00187 - Roma
Tel +39 06 3207631
Fax +39 06 3207690
flosroma@flos.com

Flagship Store New York

135 Madison Ave
New York, NY 10016
Tel +1 212 941 4760
Fax +1 212 941 4763
info@flosusa.com

Flagship Store Paris

15, Rue de Bourgogne
75007- Paris
Tel +33 (0) 1 53 85 49 93
Fax +33 (0) 1 53 85 49 99
flosparis@flos.com

Flagship Store LYON

17 Rue Jarente
69002 - Lyon
Tel +33 478621301
Fax +33 478622119
floslyon@flos.com

Flagship Store Stockholm

FLOS Sverige
Lützengatan 1
11520 Stockholm
Sweden
Tel +46086604405
info.se@flos.com

Art Direction and Graphic Design
Apartamento Studios

Art Photography
Nicholas Alan Cope

In-Place Photography
Tommaso Sartori

Still Life Photography
Piero Fasanotto

Layout
Flos Architectural Team

Printed
Graficart srl - Treviso (IT)

Edition
August 2023
Copyright © Flos 2023
All Rights Reserved

Acknowledgements
Arch. Ricardo Bofill
Mrs. Natalia Chiner
Mrs. Celia Lescouet
Apulia Exclusive Houses

Il nostro mondo si evolve continuamente.
I progressi tecnici sono all'ordine del
giorno nel nostro settore.

Lo scopo di Flos è offrire sempre la
tecnologia più affidabile a disposizione,
rivedendo continuamente i prodotti e
aggiornandoli non appena le evoluzioni
tecnologiche offrono vantaggi per
i nostri partner e clienti.

Questa filosofia fa sì che il nostro
catalogo e le schede tecniche
dei nostri prodotti siano anch'essi
in continua evoluzione, con
la conseguente necessità di
aggiornamenti e revisioni continue.

Per tanto, quando avete bisogno di
dettagli tecnici e delle informazioni più
recenti, sfogliate la sezione prodotti
del nostro sito Web ufficiale Flos.com:
è aggiornato quotidianamente e
offre gli ultimi dettagli dei prodotti, dei
codici degli articoli disponibili e
tutta la documentazione per il download
immediato.

www.flos.com

As our world is in constant evolution,
technical upgrades happens every day
in our business.

Flos aim is to offer always the best
reliable technology available,
constantly reviewing our products
and upgrading them as soon as
technologic evolutions offers benefits
for our partners and clients.

This philosophy means that our
technical catalogue and product data
sheets also are in constant evolution,
requiring upgrades and constants
reviewing.

Thus, when you need technical
details and the most recent
product information, please browse
the product section of our Flos.
com official website: it is updated
daily, and there you'll find the
latest product details, all available
part numbers, all product documents
available for immediate download.

www.flos.com



