



innermost®

innermost®



inter
est[®]

With our core belief that ‘light is a material’, we thrive from taking wild ideas and creating beautiful, thoughtful and innovative products.

Founded by Steve Jones and Russell Cameron in London in 1999, we continue to work with exciting designers from all over the world to craft a contemporary lighting collection of the absolute highest quality. With an instinctive desire to rebel from the norm, we utilise materials and processes in unique ways to defy expectation.

Innermost products speak of craftsmanship as we design everything with longevity in mind. We are as ‘British as London itself’: an incongruous mixture of classic English tradition and vibrant global diversity.



reddot award 2017
winner lighting design




darc awards
/ DECORATIVE
CELEBRATING THE BEST IN LIGHTING DESIGN



GOOD DESIGN AWARDS









Content



Kepler
18-21



Kepler Halo
22-29



Bud
30-35



Portobello
36-39



Chelsea
40-43



Hoxton
44-47



Hoxton Wall
48-49



Circus
50-55



Circus Wall
56-57



Stupa
58-63



Latitude
64-69



Portland
70-71



Jeeves & Wooster
72-77



Jeeves Wall
78-79



Jeeves Table
80-81



Parasol
82-85



Cobra
86-87



Core
88-91



Jelly
92-95



Boule
96-99



Pomelo
100-101



Drop
102-105



Yoy Wall
106-107



Foundry
108-111



Purl
112-115



Lighthouse
116-117



**Lighthouse
Table & Floor**
118-119



Lighthouse Wall
120-121



Bolt
122-123



Bracket
124-125



Barro
126-127



Cylin
128-129



Circuit
130-131




Vert
132-133



Datum
134-135



Boxed
136-137



Elipse
138-139



Tilo
140-141



Cap
142-143



DropLED Fitting
144-147



CAE
148-149



ArchDL
150-151



ArchPro
152-153



Radiate
154-155



Canvas
156-159

Design, Technical and Outdoor

Often playful, always innovative, our Design, Technical & Outdoor Collection proves our belief that 'light is a material'.

Our Design Collection follows the objectives of our original concept: to bring the most diverse ideas, materials and innovations together under one eclectic range. From the playfulness of Bud, to the technical feel of Kepler, we use material and process innovation in pieces that delight.

Our Technical & Outdoor range is made up of well built functional basics. These pieces utilise the latest technology to provide simple and beautiful lighting; all the commitment to material and detail you get from Innermost with a minimal aesthetic.

With the ability to customise and combine designs, this collection gives specifiers incredibly budget friendly options.



Custom colours

We now offer a custom colour service meaning all products marked with this icon can be customised to any standard RAL colour* of your choice, with minimums as low as one. This service offers an affordable way to achieve a custom finish for a single interior or a large-scale project.

| | | | | | | |
|--------------------------------------------------------------------------------------------------|-------------------------------------------------------------------------------------------------|-------------------------------------------------------------------------------------------------|-------------------------------------------------------------------------------------------------|--------------------------------------------------------------------------------------------------|---------------------------------------------------------------------------------------------------|---------------------------------------------------------------------------------------------------|
|  RAL 190-2 |  RAL 1000 |  RAL 1011 |  RAL 1015 |  RAL 1016 |  RAL 1023 |  RAL 1037 |
|  RAL 3001 |  RAL 3005 |  RAL 3014 |  RAL 3015 |  RAL 3017 |  RAL 3018 |  RAL 4001 |
|  RAL 4002 |  RAL 4003 |  RAL 4004 |  RAL 5000 |  RAL 5002 |  RAL 5011 |  RAL 5025 |
|  RAL 6001 |  RAL 6037 |  RAL 7035 |  RAL 7037 | | | |





darc awards
/ DECORATIVE
CELEBRATING THE BEST IN LIGHTING DESIGN

Kepler

By Cohda



Named after the German mathematician, astronomer, and astrologer who discovered the Supernova, Johannes Kepler, this luminaire is reminiscent of black holes.

Cohda have used highly innovative materials for this design, multiplying single LEDs over a large thin surface to widely refract the light and give the illusion of infinity.

The fine material, which has been likened to hosiery from the fashion industry, creates a fascinating effect, like a kaleidoscope of light rays. With Kepler there is an opportunity to create huge and impressive light installations using very compact and lightweight units.



Kepler at Darc Awards Night

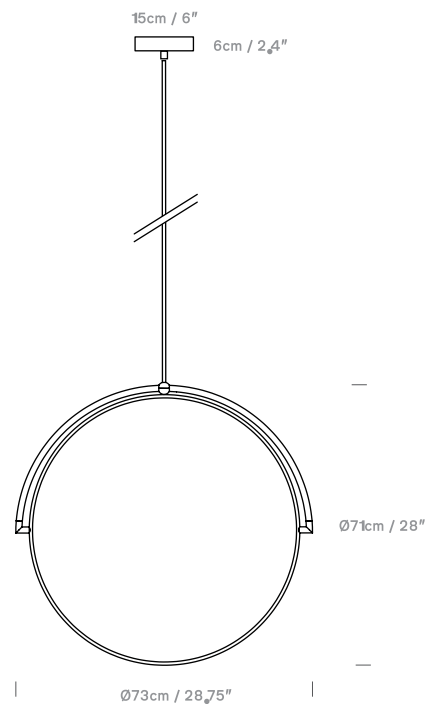


Kepler at Morgan Furniture Showroom, London

Kepler 65

UK/EU: PK04914502
US: PK04934502

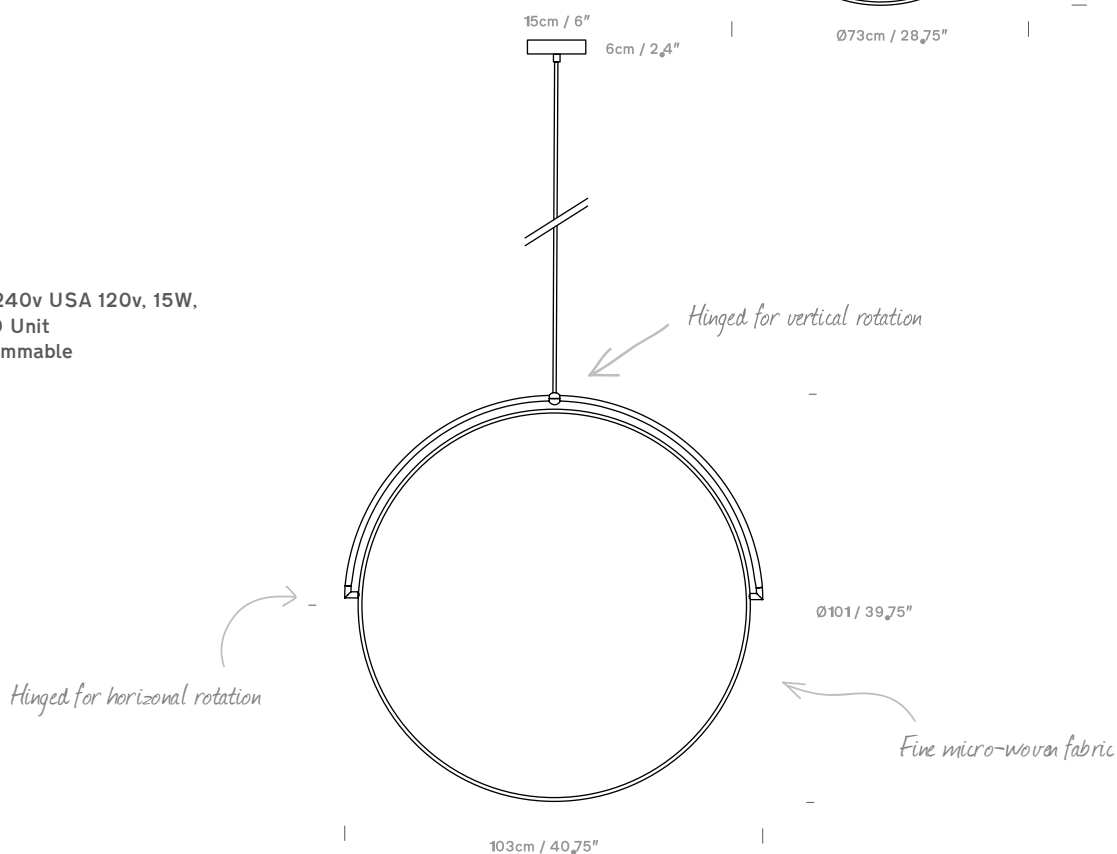
Lightsource
Integrated LED UK/EU 240v USA 120v, 10.5W,
1100 Lumen 3000K LED Unit
CRI 80, Triac / Lutron Dimmable



Kepler 95

UK/EU: PK04915802
US: PK04935802

Lightsource
Integrated LED UK/EU 240v USA 120v, 15W,
1600 Lumen 3000K LED Unit
CRI 80, Triac / Lutron Dimmable



| | |
|--------------|------------------------------------------------------------------------------------------------------------------------------------|
| Material | Polycarbonate, steel, micro-weave fabric |
| Lightsource | UK/EU 240v USA 120v CRI 80, Triac / Lutron Dimmable / Casambi compatible 1100 / 1600 Lumen 3000K LED Unit 120° Beam Angle |
| Ceiling Rose | Black cylindrical |
| Cable | 4m PVC Cable + optional 3x0.5m rod for fixed mounting |
| Other | Maximum thickness at ball joint 3cm/ 1.25" |



Kepler Halo

By Cohda



Defining a new product type for Innermost, Kepler Halo uses the light innovation developed for the Kepler and literally frames it into a format that easily fits technical specifications for offices and studios as well as decorative uses.

The aluminium ring removes the light points that were a feature of the original Kepler but keeps the same innovative material to create a kaleidoscope of light rays across the face. The result gives pure diffused light with a decorative effect that has no impact on the light quality.

Kepler Halo is available as a pendant or flush mounted light, that can be installed on the ceiling or wall.



Kepler Halo 65 at Office

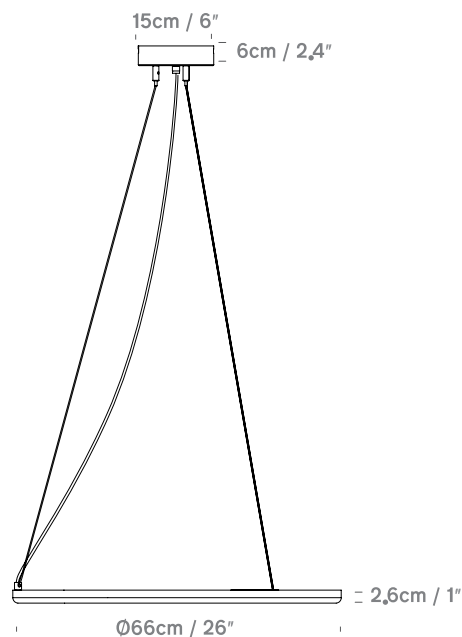


Kepler Halo 95 at Office Reception

Kepler Halo 65

White
UK/EU: PK05914501
USA: PK05934501

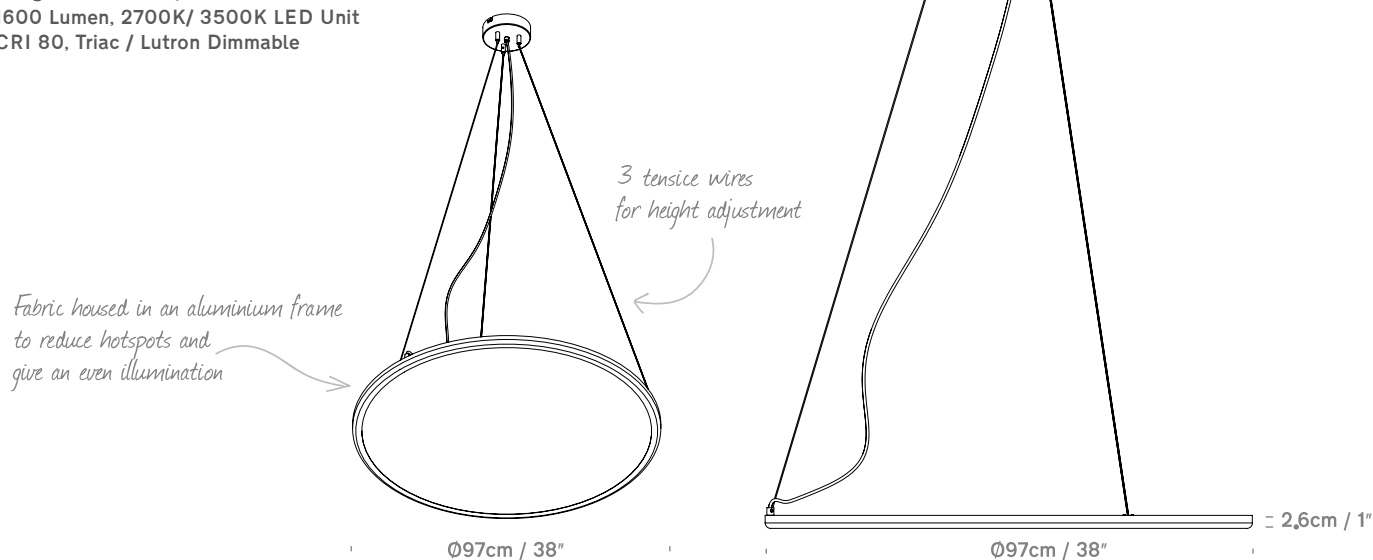
Lightsource
Integrated LED UK/EU 240v USA 120v, 10.5W,
1100 Lumen, 2700K/ 3500K LED Unit
CRI 80, Triac / Lutron Dimmable



Kepler Halo 95


White
UK/EU: PK05915801
USA: PK05935801

Lightsource
Integrated LED UK/EU 240v USA 120v, 15W,
1600 Lumen, 2700K/ 3500K LED Unit
CRI 80, Triac / Lutron Dimmable



| | |
|--------------|-----------------------------------------------------------------------------------------------------------------------------------------|
| Material | Aluminium + Steel + micro-weave fabric |
| Colour | White |
| Lightsource | UK/EU 240v USA 120v CRI 80, Triac / Lutron Dimmable / Casambi compatible 1100 / 1600 Lumen 2700K/ 3500K LED Unit, 120° Beam Angle |
| Ceiling Rose | Cylinder. Colour to match product. |
| Cable | 4m White PVC |





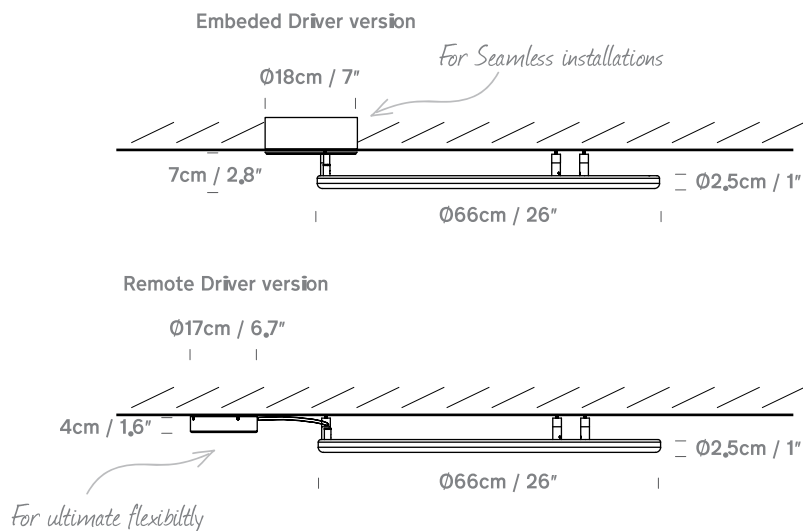


Kepler Halo Flush Mount 65 at Office

Kepler Halo Flush Mount 65

White Terracotta
 UK/EU: WK06814501 UK/EU: WK06814539
 USA: WK06834501 USA: WK06834539

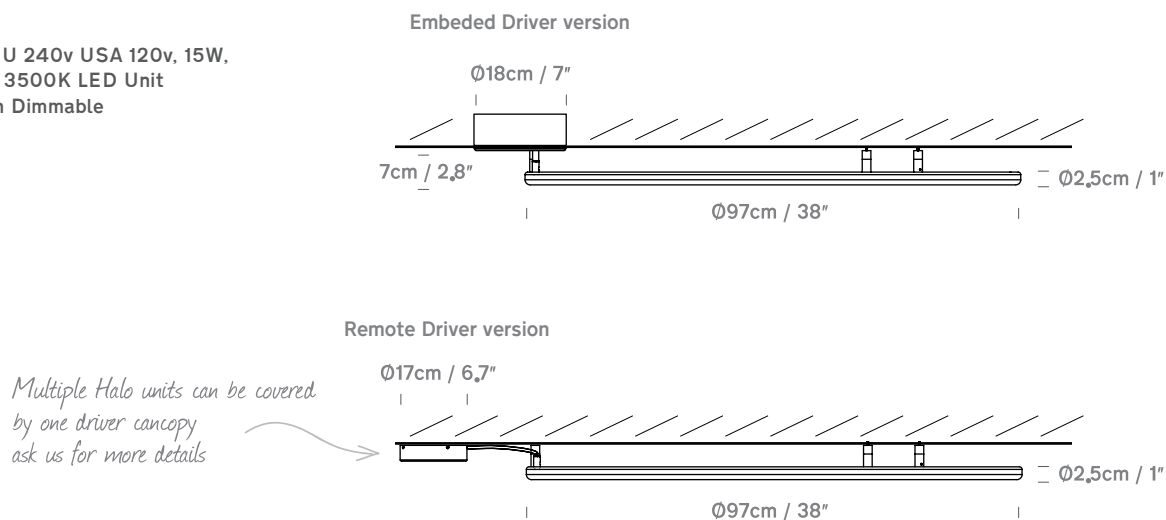
Lightsources
 Integrated LED UK/EU 240v USA 120v, 10.5W,
 1100 Lumen, 2700K/ 3500K LED Unit
 CRI 80, Triac / Lutron Dimmable



Kepler Halo Flush Mount 95

White Terracotta
 UK/EU: WK06815801 UK/EU: WK06815839
 USA: WK06835801 USA: WK06835839

Lightsources
 Integrated LED UK/EU 240v USA 120v, 15W,
 1600 Lumen, 2700K/ 3500K LED Unit
 CRI 80, Triac / Lutron Dimmable



| | |
|--------------|-----------------------------------------------------------------------------------------------------------------------------------------|
| Material | Aluminium + Steel + micro-weave fabric |
| Colour | White / Terracotta |
| Lightsources | UK/EU 240v USA 120v CRI 80, Triac / Lutron Dimmable / Casambi compatible 1100 / 1600 Lumen 2700 / 3500K LED Unit, 120° Beam Angle |
| Ceiling Rose | Cylinder. Colour to match product. |
| Cable | 4m White PVC |



darc awards
/ DECORATIVE
CELEBRATING THE BEST IN LIGHTING DESIGN

dezeen
awards

Bud

By Melissa Yip



Bud is a go-anywhere do-anything LED lamp. Whether illuminating a night picnic, a romantic rooftop dinner or an indoor play den, this rechargeable portable lamp frees you from the constraints of cables, with a three step dimming function to adjust to any situation.

Imitating nature, the globe bulb is shelled by two petal-like forms which appear to simultaneously hold and protect the light. Interact with Bud's bulb to activate the light and dimming function. The tapered cylindrical form encases the translucent globe on top of a thin silicone pad that allows it be pushed to adjust dimming. Push down on Bud's bulb to activate the light and press again to increase the light intensity from 25% to 50% to 100%.

Bud is available in 6 pleasingly solid colours.





Bud at Private Residence, UK



Fluro
UK/EU: LB13210511

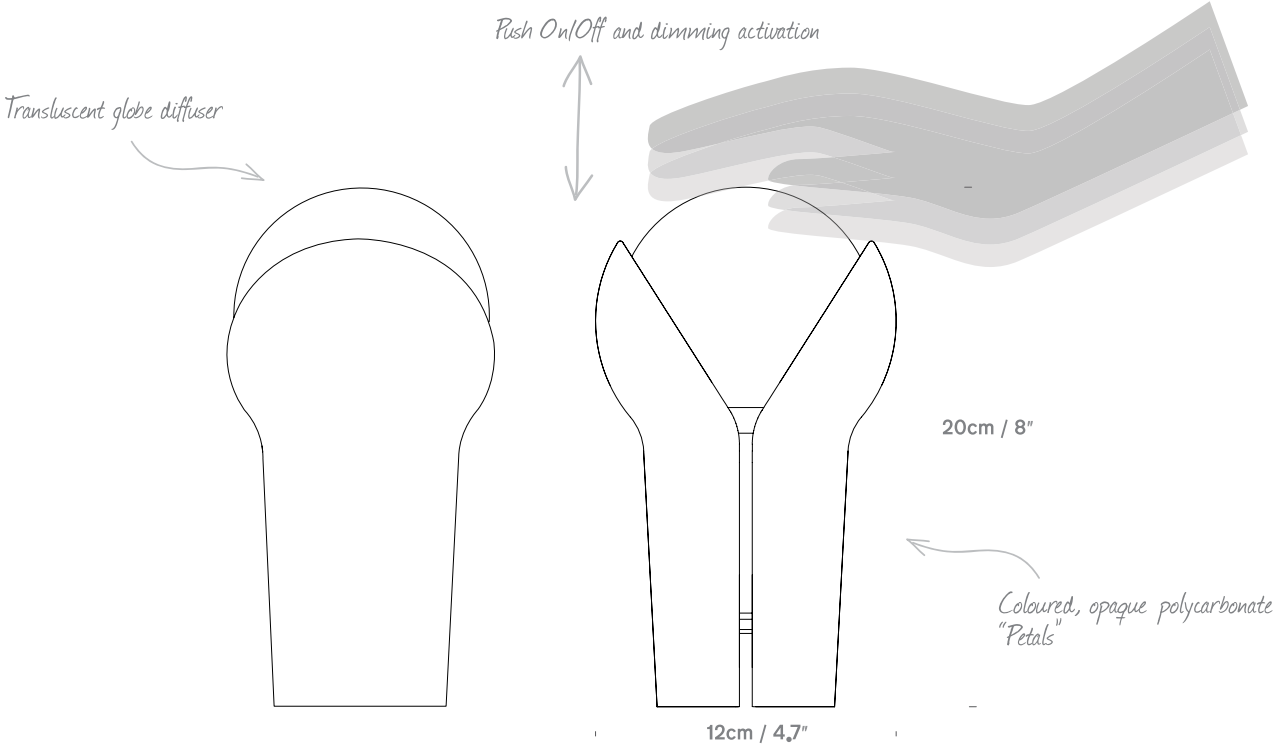
Ocean
UK/EU: LB13210512

Olive
UK/EU: LB13210513

Aubergine
UK/EU: LB13210526

Lemon
UK/EU: LB13210527

Ash
UK/EU: LB13210544



bud

by Melissa Yip

| | |
|--------------|----------------------------------------------------------------------------------------------------------------------------------------------------------------------------------------------------------------------|
| Material | Polycarbonate |
| Colour | Fluro/ Ocean/ Olive/ Aubergine/ Lemon/ Ash |
| Lightsource | 1W LED rechargeable portable table light |
| | LED 2700K, CRI 80, Class III, 90 Lumen |
| | 20 hours maximum battery life (5hr battery life at 100%, 10hr at 50%, and 20hr at 25%) |
| | 5 hours to fully recharge |
| Other | Ni-MH battery 3.6V / 2000mAh |
| | 3-step dimmer switch (dimming percentage: 25%, 50%, 100%) |
| | Micro USB Cable |
| Splash-proof | Bud is splashproof and rainproof so you can use it outside. If your Bud gets wet please ensure it is completely dry before charging - we recommend you leave Bud upside down for a day to dry before using it again. |
| | Bud should not be submerged in water or taken into the shower and should not be left outside overnight as it is not designed for that. |
| | |





Portobello

By Assemblyroom



Simultaneously familiar and new, Portobello is an aesthetic that fits anywhere. Strong gloss colours and the ability to easily customise add value to a form that is simplicity itself.

Constructed from hand spun aluminium, it draws inspiration from the simplicity and functionality of industrial pendant lights of a bygone era. With its scale, defined outline and its two tone colour scheme (coloured exterior, white interior) this large contemporary classic pendant light will have an impact on any room.

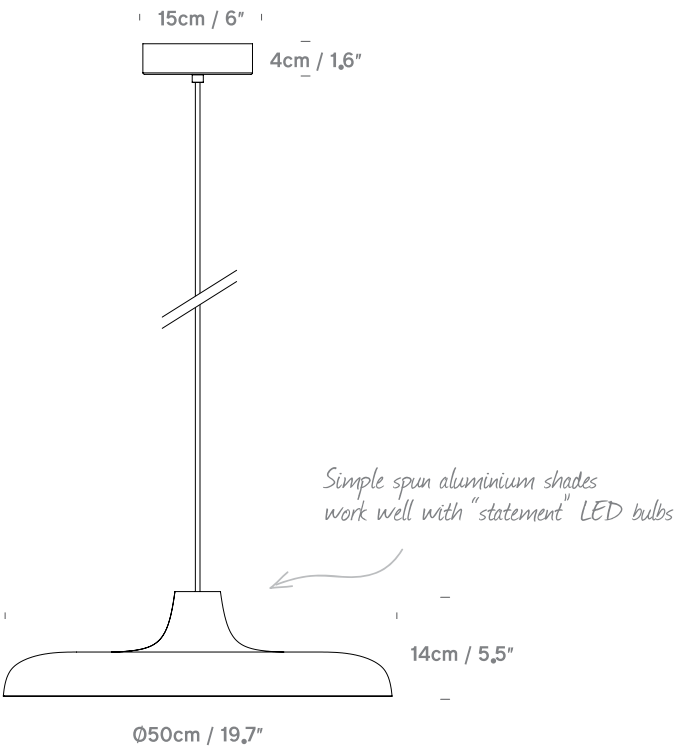
Portobello can also be ordered in a custom colour, available for a quantity of 1 unit or more.



Portobello at The Cam Foundry



| | | | |
|-------------------|------------------|------------------|-------------------|
| White | Black | Red | Yellow |
| UK/EU: PP09913001 | UK/EU:PP09913002 | UK/EU:PP09913008 | UK/EU: PP09913027 |
| US: PP09933001 | US: PP09933002 | US: PP09933008 | US: PP09933027 |



| | |
|------------------|---------------------------------------------------------------------------------------------------------------|
| Material | Aluminium |
| Colour | White/ Black/ Red/ Yellow |
| Lightsource | UK/EU E27 Max 15W LED, USA E26 Max 15W LED (not included) |
| Recommended bulb | LED globe bulbs 400 -1000 lumen output and from 2700K (for warmer with more colour) up tp 6000K (daylight) |
| Ceiling Rose | White Cylindrical |
| Cable | 1.2m White PVC cable |



Chelsea

By James Bartlett



The new range of spun aluminium pendant lights designed by James Bartlett. With a simple form that is reminiscent of an upturned teacup, these classic pendants are named after a traditional variety of teaware whose shape was identified as 'Chelsea'.

Each model is available in a choice of white interior, or in classic matt Black or White exterior with contrasting antique gold interior. Light also spills from the top to create a delicate illumination around the exterior.

These simple forms create beautiful pendants that suit a wide variety of applications. The versatile range works perfectly as a cluster, particularly effective with multiple colour choices.

Portobello can also be ordered in a custom colour, available for a quantity of 1 unit or more.



Chelsea 40 at Private Residence

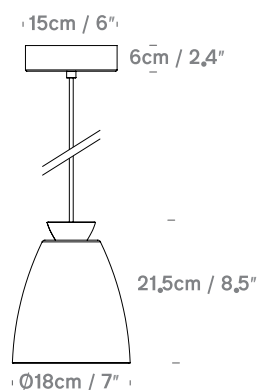


Chelsea 18 in custom colour at Private Residence

Chelsea 18

White
UK/EU: PC10911801
US: PC10931801

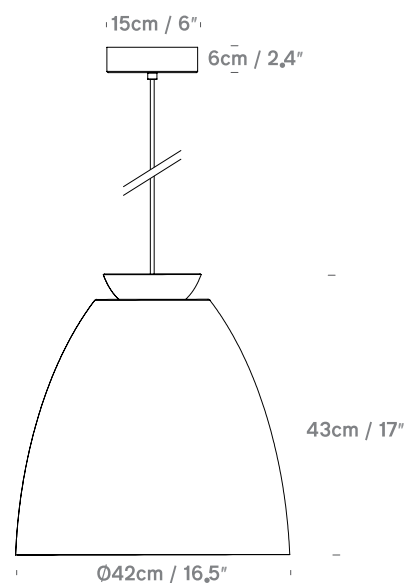
Black
UK/EU: PC10911802
US: PC10931802



Chelsea 40

White
UK/EU: PC10914001
US: PC10934001

Black
UK/EU: PC10914002
US: PC10934002



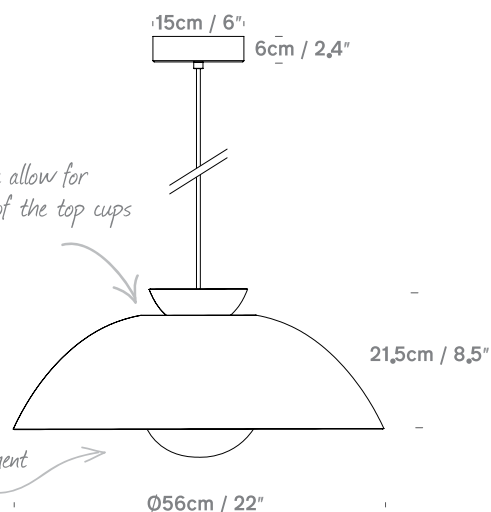
Chelsea 56

White
UK/EU: PC10915601
US: PC10935601

Black
UK/EU: PC10915602
US: PC10935602

Gaps in the top of each shade allow for soft uplight and illumination of the top cups

20cm frosted glass globe adds a statement to the 56cm version



Material

Aluminium, Steel

Colour

White with antique gold interior / Black with antique gold interior

Lightsource

UK/EU E27 Max 15W LED, USA E26 Max 15W LED (not included)

Recommended Bulb

LED globe bulbs 400 -1000 lumen output and from 2700K
(for warmer with more colour) up to 6000K (daylight)

Ceiling Rose

Cylinder. Colour to match product.

Cable

Black - 4m Black Braided

All other colours - 4m White Braided





Hoxton

By Bartlett and Jones



Hoxton is a curvilinear pendant light with three angled facets in spun aluminium, that creates a simple yet striking aesthetic. At the heart of the East End of London, Hoxton is an area of innovation and re-invention. Despite changing trends the area retains a solid sense of identity and functionality, which inspired this collection, also reminiscent of industrial building machinery.

Designed by Steve Jones and James Bartlett, this is the first joint project the pair have completed together from start to finish.

The pendants come in two diameter options: Hoxton 17 perfect for bar counter tops and clusters, and Hoxton 50 which suits large spaces.

Portobello can also be ordered in a custom colour, available for a quantity of 1 unit or more.

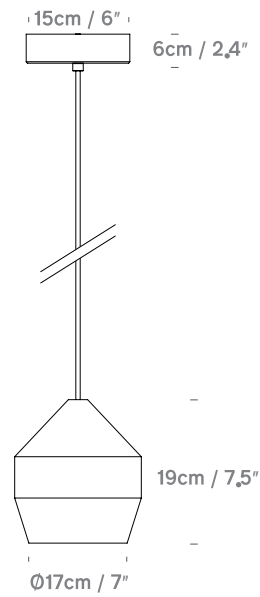


Hoxton 50 at Private Residence

Hoxton 17

White
UK/EU: PH04911701
US: PH04911701

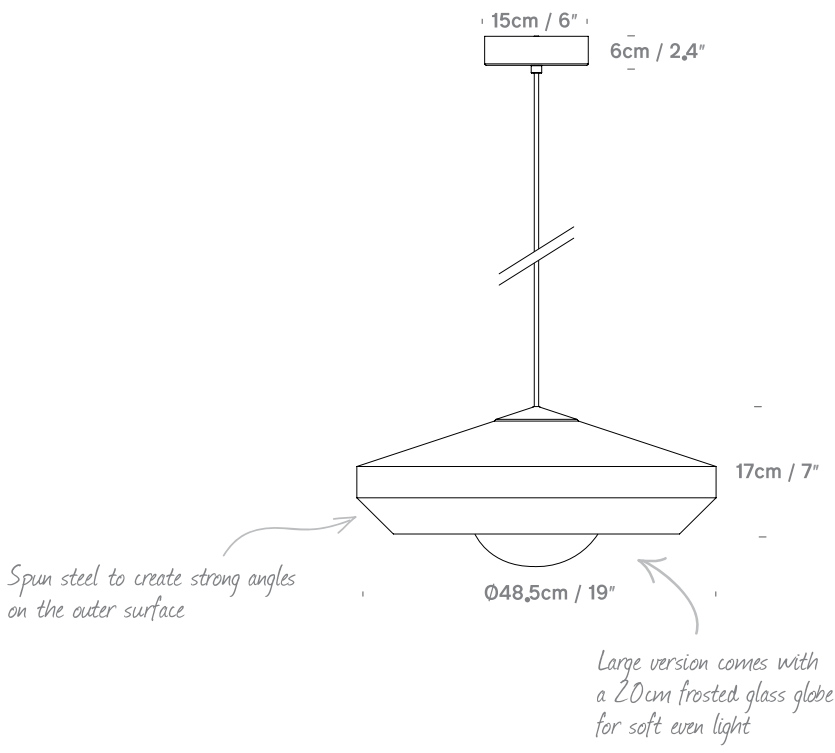
Black
UK/EU: PH04911702
US: PH04911702



Hoxton 50

White
UK/EU: PH04915001
US: PH04915001

Black
UK/EU: PH04915002
US: PH04915002



| | |
|------------------|---------------------------------------------------------------------------------------------------------------|
| Material | Steel |
| Colour | White with antique gold interior / Black with antique gold interior |
| Lightsource | UK/EU E27 Max 15W LED, USA E26 Max 15W LED (not included) |
| Recommended Bulb | LED globe bulbs 400 -1000 lumen output and from 2700K (for warmer with more colour) up tp 6000K (daylight) |
| Ceiling Rose | Cylinder. Colour to match product. |
| Cable | Black - 4m Black Braided All other colours - 4m White Braided |



A wall lamp version of the curvilinear Hoxton with three angled facets in spun aluminium. A simple yet striking wall lamp with a delicate stem in matching white, black or grey exterior. The white and black come with antique gold interior for a warm glow. The grey comes with smooth white interior.

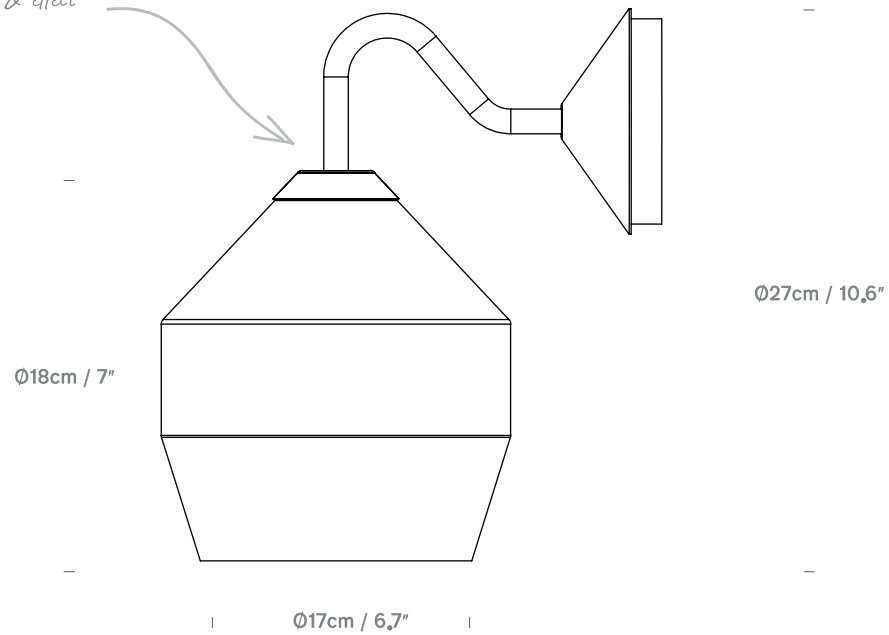
Hoxton Wall

By Bartlett and Jones

White
UK/EU: WH078101
US: WH078301

Black
UK/EU: WH078102
US: WH078302

Ball joint allows for gentle rotation of shade for directional lighting & effect



Material

Steel

Colour

White with antique gold interior / Black with antique gold interior

Lightsource

UK/EU E27 Max 15W LED, USA E26 Max 15W LED (not included)

Recommended Bulb

LED globe bulbs 400 -1000 lumen output and from 2700K
(for warmer with more colour) up to 6000K (daylight)

Projection From Wall

24.4cm / 9.6"



Circus 56 at Contentful's Cafe by toi toi toi creative studio at Berlin
Photo Credit Kasper Jensen Photography

Circus



Circus is a classic spun aluminium pendant light available in textured matt white, black and grey exteriors that contrast an antique gold or smooth white interior.

These beautiful aluminium pendants are based on the shape of Victorian Circus Fair tents. The three sized pendants cover every interior need; these statuesque pendants deliver clean lines and a warm welcoming glow. The pendant has graced many restaurants and residential projects across the world, with a versatility that suits numerous interior spaces.




Circus at Basel House Project, Switzerland





Circus at DF/Mexico Diner, London, UK



Circus at Staybridge Hotel by The Manser Practice, London, UK



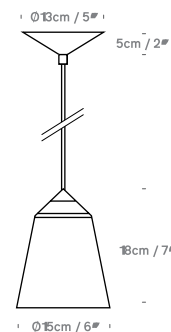
Circus at Private Residence, Rome
Photographer: Eller Vainicher
Architects: Filippo Bombace and Teresa Paratore

Circus 15

White
UK/EU: PC04912001
US: PC04932001

Black
UK/EU: PC04912002
US: PC04932002

Grey
UK/EU: PC04912004
US: PC04932004



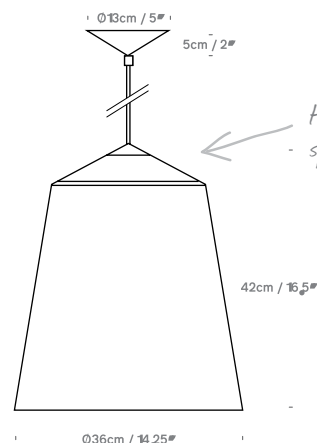
Internal finish on white/black is a textured antique gold

Circus 36

White
UK/EU: PC04914001
US: PC04934001

Black
UK/EU: PC04914002
US: PC04934002

Grey
UK/EU: PC04914004
US: PC04934004



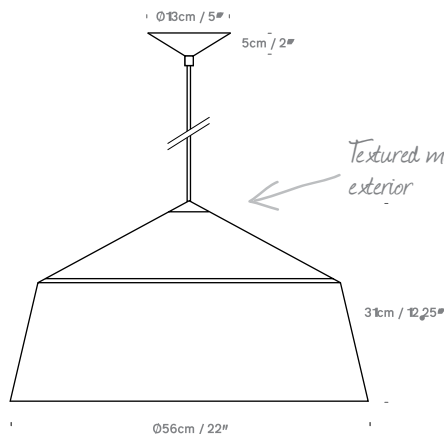
High quality spun aluminium

Circus 56

White
UK/EU: PC04916001
US: PC04936001

Black
UK/EU: PC04916002
US: PC04936002

Grey
UK/EU: PC04916004
US: PC04936004



Textured matt exterior

Material

Aluminium

Colour

White with antique gold interior / Black with antique gold interior / Grey with matt white interior

Lightsource

UK/EU E27 Max 15W LED, USA E26 Max 15W LED (not included)

Recommended Bulb

LED globe bulbs 400 – 1000 lumen output and from 2700K

(for warmer with more colour) up to 6000K (daylight).

Circus can also be used with LED filament style bulbs 600 – 900 lumen

output colour temperature from 2200K to 2700K.

This will bring out the warm tones of the gold interior on the black and white versions and add a retro feel to the grey option.

Ceiling Rose

Conical. Colour matches pendant exterior colour

Cable

4m. Black Circus- black braided cable

Other options come with white braided cable

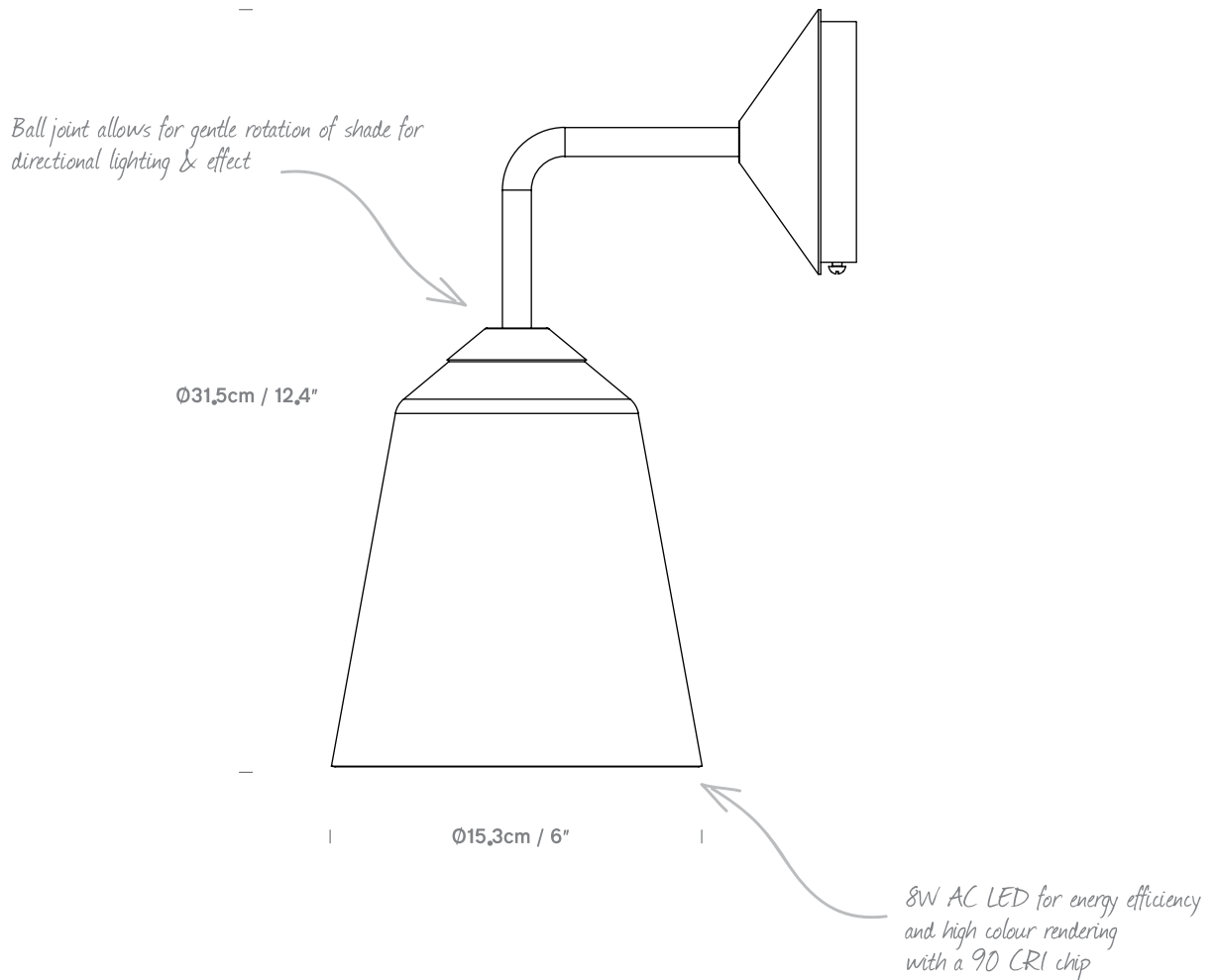




Simple wall lamp design with minimal industrial look.
The small Circus 15 shade on a simple right angled wall bracket.

Circus Wall

| | | |
|-------------------|-------------------|-------------------|
| White | Black | Grey |
| UK/EU: WC04812001 | UK/EU: WC04812002 | UK/EU: WC04812004 |
| US: WC04832001 | US: WC04832002 | US: WC04832004 |



| | |
|----------------------|-------------------------------------------------------------------------------------------------------|
| Material | Aluminium |
| Colour | White with antique gold interior / Black with antique gold interior / Grey with matt white interior |
| Lightsource | Integrated 8W LED, 535 lumen, 3000K, CRI 90, Epistar chip, chip life 40,000 hours, beam angle 270° |
| Projection From Wall | 21.8 cm / 8.6" |



GOOD DESIGN AWARDS

Stupa

By Freshwest



Cast from resin, the individual pieces that make up Stupa are joined and hand finished individually on a lathe, then polished with beeswax. The sharply defined ridges around the design allow different amounts of light through and add to the visual impact of the piece.

The wonderfully unique lighting is made by combining a mass-production process with highly skilled craftsmanship. The result is a lamp that permeates an ambient glowing warmth while still providing a practical light level.

The form was inspired by temple architecture in Asia, particularly the stupas of Myanmar. Winner of Good Design Award 2015.




Stupa at Yo! Sushi by Philip Watts Design, Chelmsford, UK



Stupa at Isetan, Tokyo, Japan



Stupa at Funicamp Grandvalira, Andorra
Designed by Stone Designs




Stupa 18

White
UK/EU: PS07911001
US: PS07931001

Yellow
UK/EU: PS07911006
US: PS07931006

Winner of Good Design Award 2015




Stupa 56

White
UK/EU: PS07914001
US: PS07934001

Yellow
UK/EU: PS07914006
US: PS07934006

*Produces an ambient glowing warmth
whilst still providing a practical light level*



Material

Colour

Lightsource

Recommended Bulb

Ceiling Rose

Cable

Resin

White / Yellow

UK/EU E27 Max 15W LED, USA E26 Max 15W LED (not included)

LED globe bulbs 400 - 1000 lumen output and from 2700K
(for warmer with more colour), up to 6000K (daylight)

White conical

4m. Red braided cable



Latitude at Morgan Furniture Showroom, London, UK

Latitude

By Flynn Talbot



This is a decorative directional and dimmable LED pendant spotlight with attitude. Flynn transforms the average spotlight to make it the centrepiece rather than mere support lighting.

A clever suspension cable allows the light to be pointed in any direction, creating a flexible light that activates the surrounding space.

When used in multiple colours, hanging at various lengths, and facing different directions, Latitude makes an especially exciting and playful display.




Latitude at Innermost House, USA



Latitude at KFC, Venice, Italy



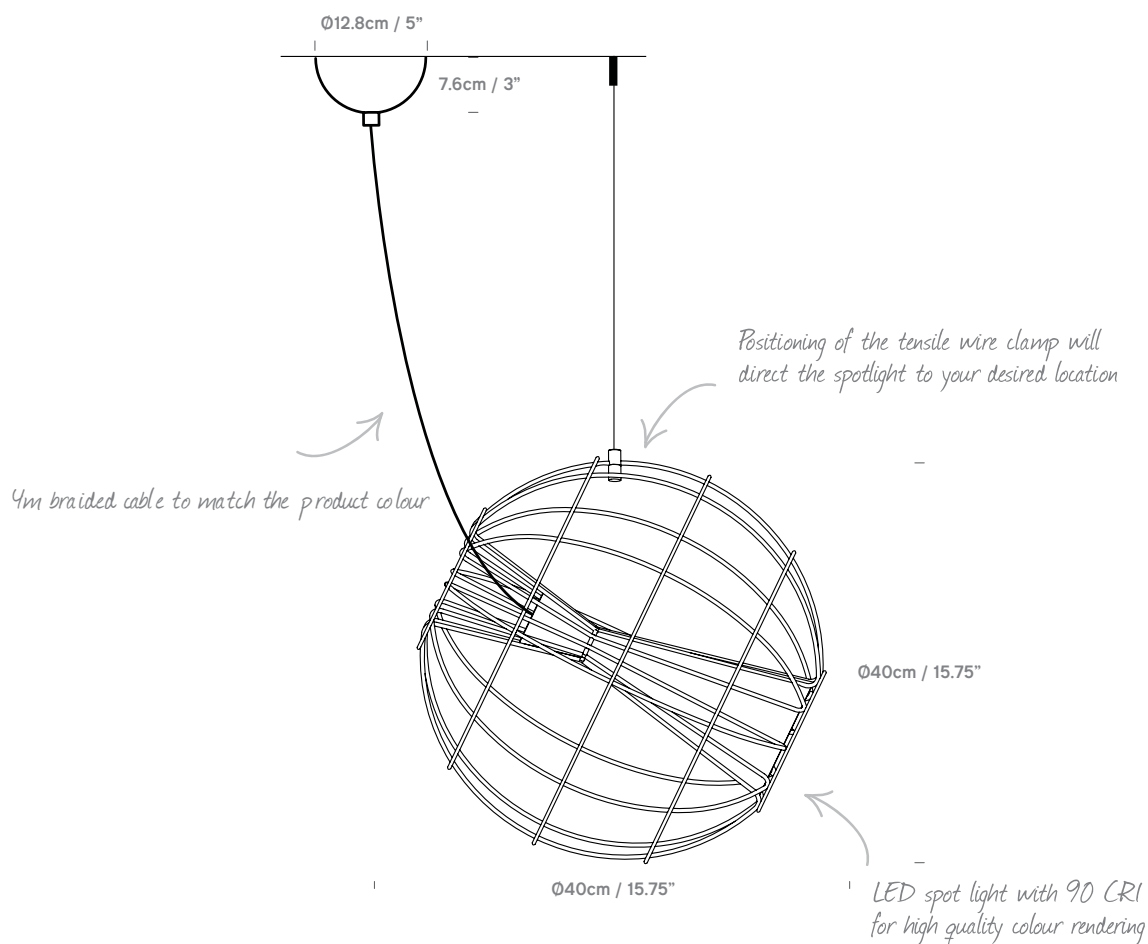
Latitude at KFC, Venice, Italy



White
UK/EU: PL08913001
US: PL08933001

Black
UK/EU: PL08913002
US: PL089133002

Red
UK/EU: PL08913008
US: PL08913008



| | |
|------------------|-------------------------------------------------------------------------------|
| Material | Aluminium and steel |
| Colour | White / Black / Red |
| Lightsource | UK/EU 220v USA 120v, integrated 12W LED, 900 lumen, 3000K , CRI 90, |
| Recommended Bulb | Lutron or triac dimmable cree chip, chip life 30,000 hours, beam angle 60° |
| Ceiling Rose | Hemisphere. Colour matches product colour |
| Cable | 4m. Braided cable colour matches product colour |



The faceted decorative spotlight pendant is offered in two commonly used construction materials: the rough cast of concrete and the milky smooth purity of plaster.

Concrete comes with three interior colour options: aqua, red or white; and the plaster is pure white with nothing added. Designed from a fascination with materials, James Bartlett uses one form but allows the character of each material to finally define the persona of the product.

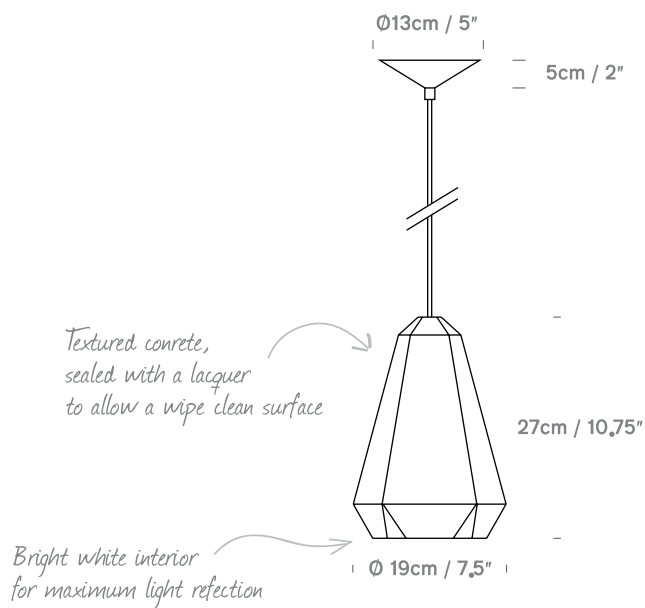
Its pentagonal jewel-like shape is designed to work well in clusters, patterns or lines. A cool, calm, detailed addition to even the most minimally designed interior.

Portland

By James Bartlett

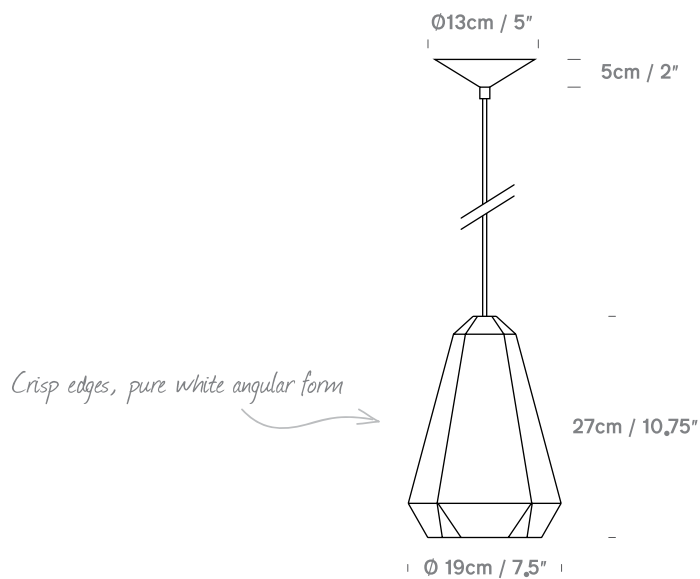
Portland 19

White
UK/EU: LP03912501
US: LP03932501



Portland Plaster

All White
UK/EU: LP01912001
US: LP01932001



| | |
|------------------|-------------------------------------------------------------|
| Material | Natural concrete and coloured interior / plaster |
| Colour | White |
| Lightsources | UK/EU GU10 Max 12W LED, USA GU10 Max 12W LED (not included) |
| Reconnended Bulb | Any GU10 LED bulb is suitable for this fitting |
| Ceiling Rose | White conical |
| Cable | 4m. White PVC cable |



Jeeves and Wooster at B&B La Suite Bruges, Belgium

Jeeves & Wooster

By Jake Phipps



Jeeves and Wooster are a blend of Great British tradition and modern technology: hand made wool felt hats lined with an aluminium inner shell. They are named after P.G. Wodehouse's two iconic characters: Wooster, the jovial but empty-headed young gentleman, and Jeeves, his improbably well-informed and talented valet.

Quintessential British icons, the Bowler and Top Hat have been turned into innovative lights that emit a warm glow. A truly unique lighting feature, these shades can be used to amazing effect in retail environments or to give character and personality to a residential setting.



Jeeves at Pret-A-Manger Project, London



Jeeves at Restaurant 'Sugar-Boy', Moscow, Russia



Jeeves at AppDynamics by Fennie + Mehl, San Francisco, USA




Wooster at Vintage Shop, London



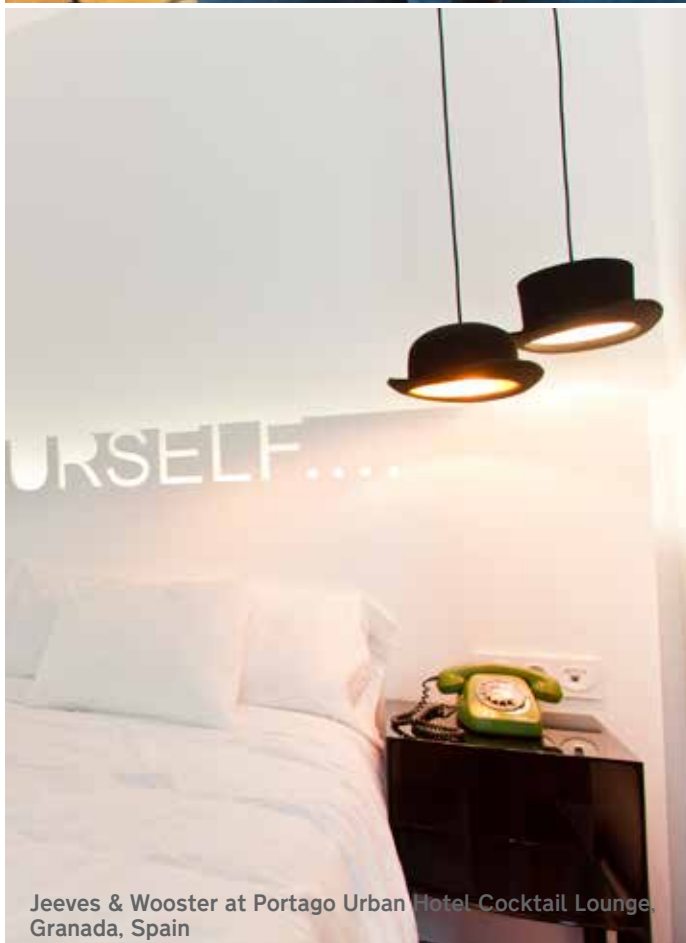
Wooster at The Ritz Carlton, Bahrain, Dubai



Jeeves & Wooster at Haneda JAL First Class Lounge, Play Room, Tokyo, Japan



Jeeves & Wooster at Chop Steakhouse, by Daniel Meloche, Calgary, Canada



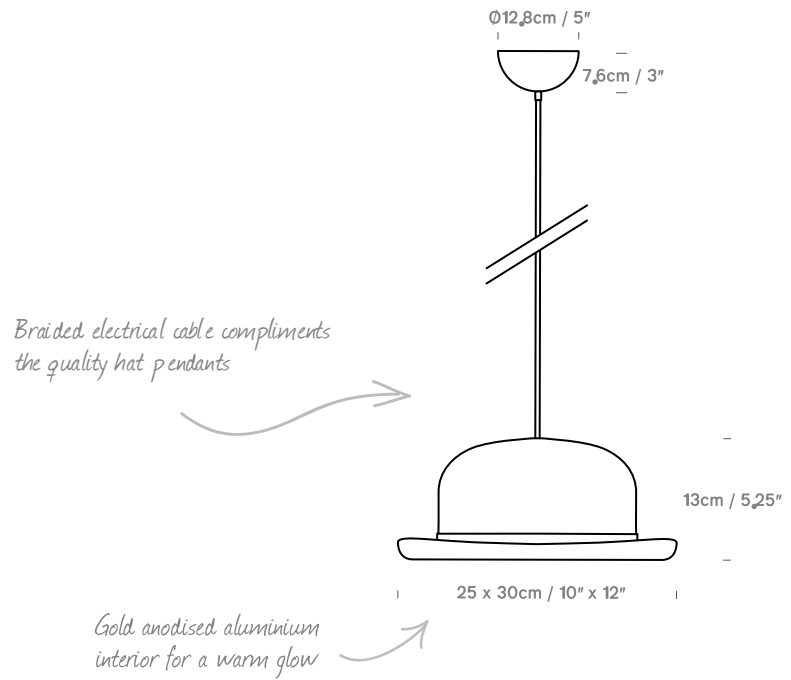
Jeeves & Wooster at Portago Urban Hotel Cocktail Lounge, Granada, Spain



Jeeves & Wooster at Portago Urban Hotel Cocktail Lounge, Granada, Spain

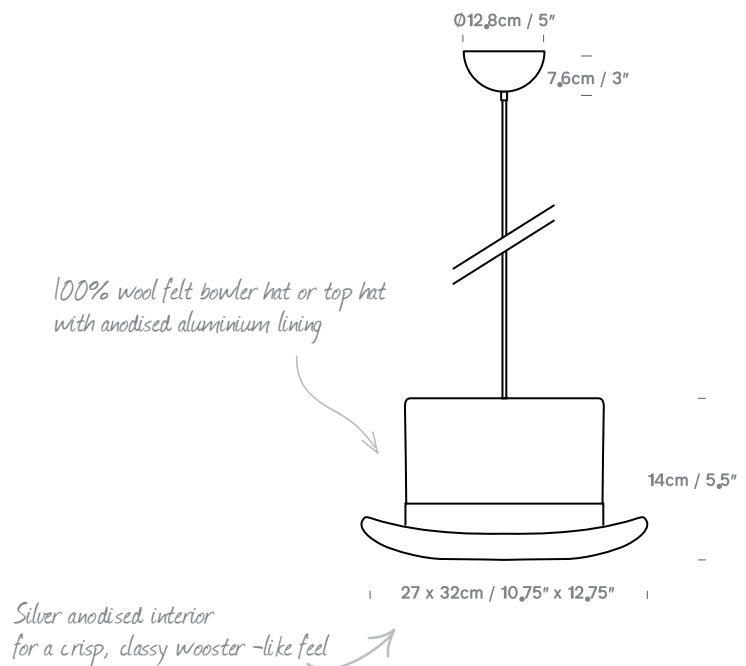
Jeeves

Black & Gold
UK/EU: PJ029102
US: PJ029302



Wooster

Black & Silver
UK/EU: PW029102
US: PW029102



| | |
|------------------|----------------------------------------------------------------------------------------|
| Material | Wool felt bowler or top hat with anodised aluminium lining |
| Colour | Jeeves- black with gold anodized interior Wooster- black with silver interior |
| Lightsource | UK/EU G9 Max 5W LED, USA G9 Max 5W LED (not included) |
| Recommended Bulb | LED G9 dimmable bulb up to 500 lumen output and colour temperature from 2200K to 2700K |
| Ceiling Rose | Black hemisphere |
| Cable | 4m. Black braided cable |



A classic gentleman's bowler that looks like it has been thrown very hard at a wall! The anodised gold interior gives a soft warm down light. With an additional feature that allows it to be set at any angle on the wall there is plenty of scope for unique installation ideas.

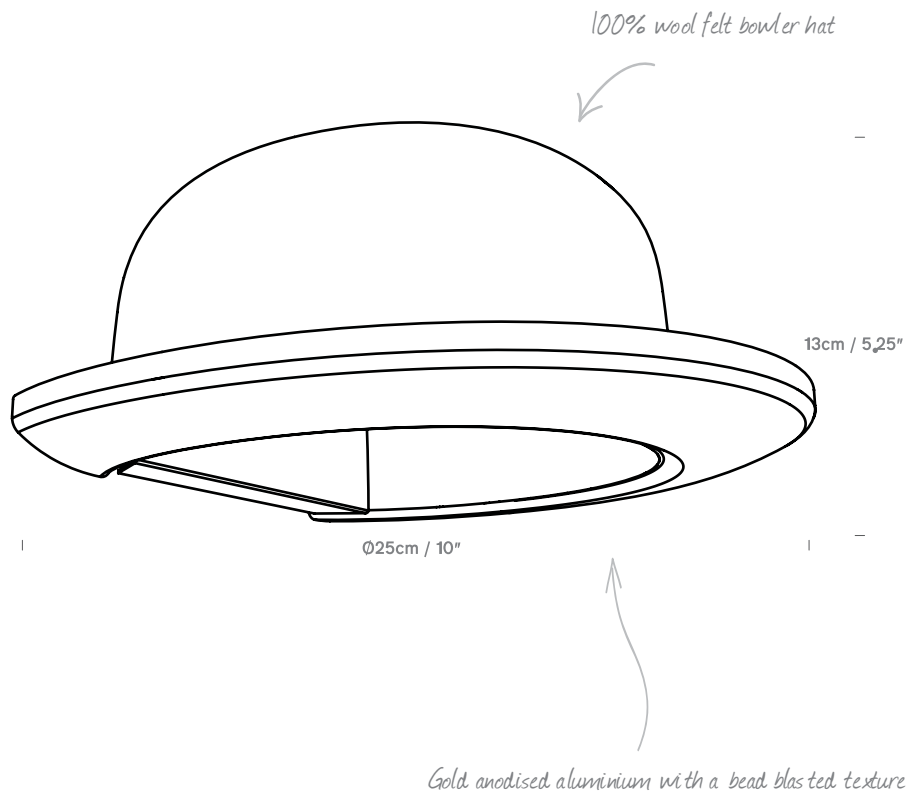


Jeeves Wall at LinkedIn Office, by IA Interior Architects, Empire State Building, New York, USA

Jeeves Wall

By Jake Phipps

UK/EU: WJ028102
US: WJ028302



| | |
|----------------------|----------------------------------------------------------------------------------------|
| Material | Wool felt with aluminium interior |
| Colour | Black with gold anodised interior |
| Lightsource | UK/EU G9 Max 5W LED, USA G9 Max 5W LED (not included) |
| Recommended Bulb | LED G9 dimmable bulb up to 500 lumen output and colour temperature from 2200K to 2700K |
| Projection From Wall | 23cm / 9" |

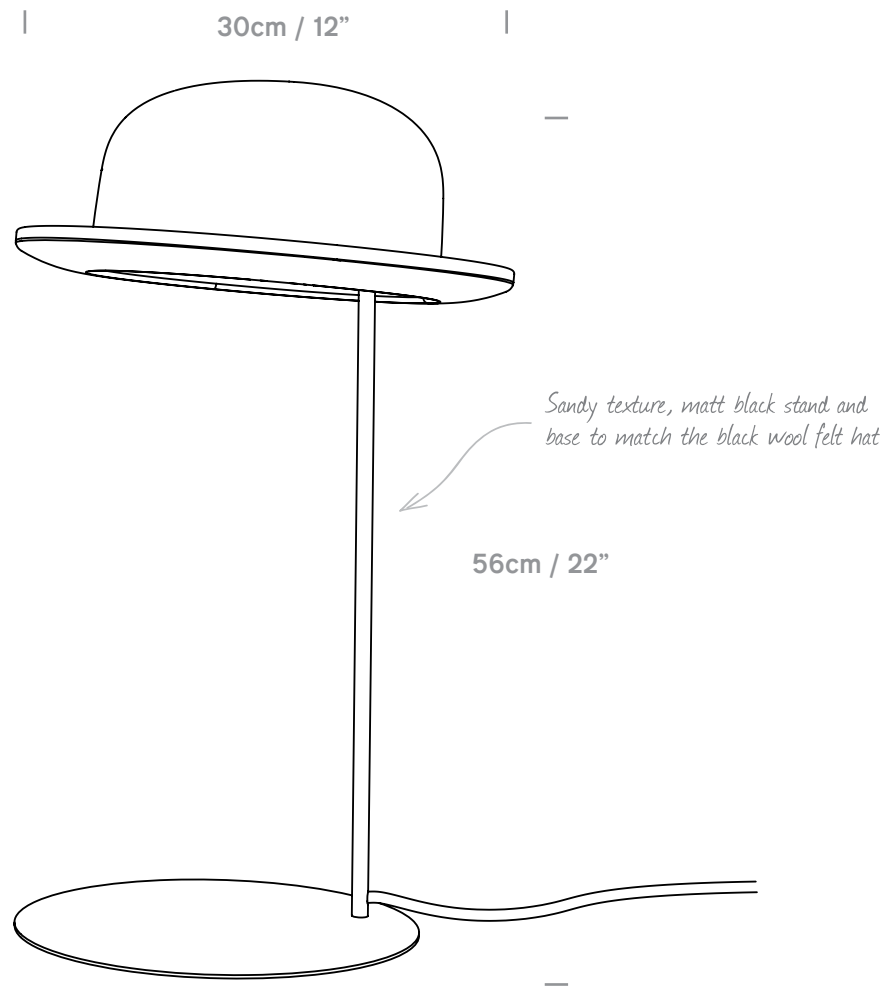


The quintessentially British bowler hat repurposed as a table lamp. A minimal textured matt black base supports a classic pure wool bowler hat. The top hat can be angled, providing various options for installation; you can even 'tip' your hat to passers by.

Jeeves Table

By Jake Phipps

UK/EU: LJ022102
US: LJ022302



| | |
|------------------|----------------------------------------------------------------------------------------|
| Material | Wool felt with aluminium interior |
| Colour | Black with gold anodised interior |
| Lightsource | UK/EU G9 Max 5W LED, USA G9 Max 5W LED (not included) |
| Recommended Bulb | LED G9 dimmable bulb up to 500 lumen output and colour temperature from 2200K to 2700K |
| Cable | 50cm to inline rocker switch, 1.5m to plug, Black braided cable |



Parasol

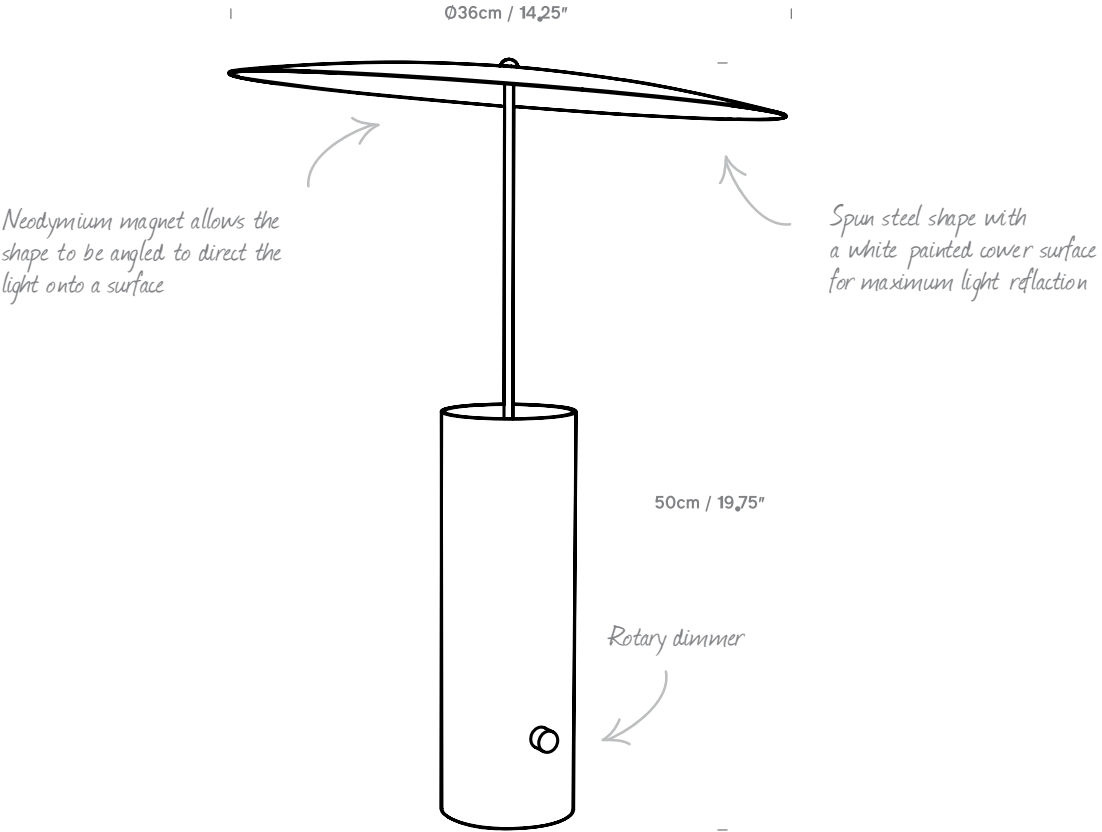
By Jonas Forsman



Soft, gentle reflected light is cradled in a very literal parasol in Jonas Forsman's simple design. Free movement of the shade gently guides the light to its intended use. Forsman's design focuses on the interaction between user and product, aiming to delight through refined and balanced movements.



| | | |
|-----------------|-----------------|-----------------|
| White | Black | Red |
| UK/EU: LP059101 | UK/EU: LP059102 | UK/EU: LP059108 |
| US: LP059301 | US: LP059302 | US: LP059308 |



| | |
|-------------|----------------------------------------------------------------------------------|
| Material | Steel |
| Colour | White / Black/ Red |
| Lightsource | UK/EU 220v USA 120v, integrated 3x 3.5W LED, 1200 lumen, 2700K CRI 82, dimmable. |
| Cable | 1.5m. White braided cable |




Cobra 45 at Private Residence, Toronto, Canada



Cobra 90 at Private Residence, Hong Kong

Cobra is a wall mounted LED bedside light with a fully adjustable flexible stem. Now available with 2 size options, this flexible and smart lamp suits any interior, giving focused, directional illumination. Cobra with 90cm stem comes in white, or brown leather with gold anodized inner hood, or the shorter 45cm Cobra has a painted black or white finish stem.

With touch-activated switch and a USB charging socket, this stylish wall lamp is perfect for modern life.



Winner of Certificate of Excellence for Best Lighting in Professional Product Design category, A&D Trophy Awards 2014

Universal Driver, USB Charger 5V 1.2 mA, touch dimmer switch. Cosmetic plate optional for UK/EU



Core at Brasserie fou d'o, by Beluce, Belgium

Core

By Innermost



Core is a glass pendant light manufactured by artisans in the Czech Republic available in two size options. It resembles a parison of molten glass, fresh from the furnace. There is an alluring simplicity to the form, which seems to be slowly shaped by gravity's pull.

Core is available in smoked or clear glass finishes, and now also white, silver and gold.



Core at the Ginnermost Bar London In Gold, White, Silver, Clear and Smoke. Lit with special Curli bulbs



Core at Private Residence Germany
Credit Kreativhaus Wilgmann

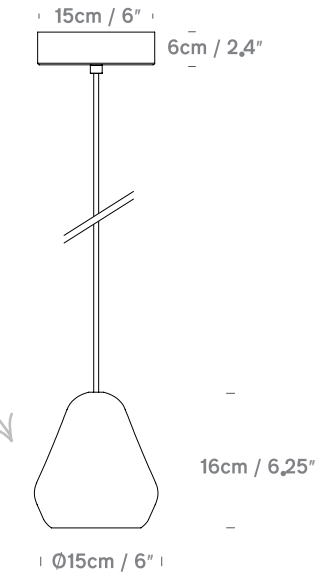


Core at Private Residence Germany
Credit Kreativhaus Wilgmann

Core 15

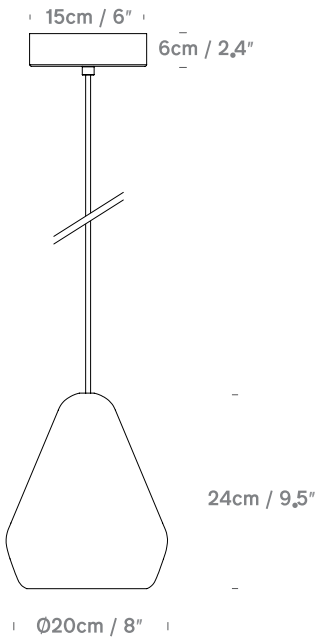
| | | |
|-------------------|-------------------|-------------------|
| Clear | White | Silver |
| UK/EU: PC08910500 | UK/EU: PC08910501 | UK/EU: PC08910504 |
| US: PC08930500 | US: PC08930501 | US: PC08930504 |
| Smoke | Gold | |
| UK/EU: PC08910505 | UK/EU: PC08910515 | |
| US: PC08930505 | US: PC08930515 | |

*New plated silver & gold
colourways appear
Solid until the lamp is
illuminated to reveal
the beautiful glass form
hidden inside.*



Core 20

| | | |
|-------------------|-------------------|-------------------|
| Clear | White | Silver |
| UK/EU: PC08911000 | UK/EU: PC08911001 | UK/EU: PC08911004 |
| US: PC08931000 | US: PC08931001 | US: PC08931004 |
| Smoke | Gold | |
| UK/EU: PC08911005 | UK/EU: PC08911015 | |
| US: PC08931005 | US: PC08931015 | |



| | |
|------------------|-------------------------------------------------------------------------------------------------------|
| Material | Glass |
| Colour | Clear / White / Sliver / Smoke / Gold |
| Lightsource | UK/EU E27 Max 15W LED, USA E26 Max 15W LED (not included) |
| Recommended Bulb | Pearl LED globe dimmable bulbs 300 – 500 lumen output and colour temperature 2700K |
| Ceiling Rose | Clear and White - white Cylinder Sliver, Smoke and Gold - black Cylinder |
| Cable | 4m PVC cable Clear and White - white braided cable Sliver, Smoke and Gold - black braided cable |



Jelly

By Stone Designs



Transparent, curvaceous hand blown glass shades that seem to quiver like Jelly in the light, these colourful shades are a visual treat. With four colours the collection truly comes alive when mixed and matched.

This simple minimalist pendant lamp was designed as a pure, colourful form that speaks of the material from which it has been crafted. These pendants will rejuvenate any space they inhabit, providing satisfying bursts of translucent colour.

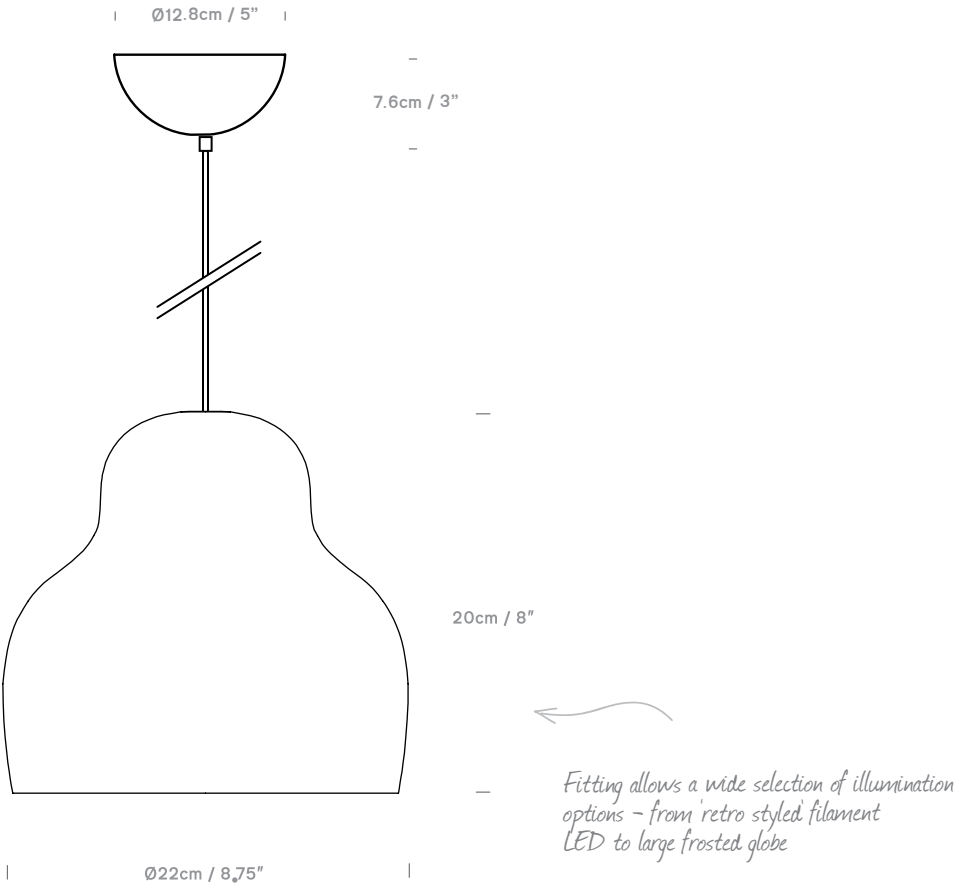


Jelly at Coca-Cola canteen restaurant, Madrid, Spain



Jelly at Coca-Cola canteen restaurant, Madrid, Spain

| | | | |
|-------------------|-------------------|-------------------|-------------------|
| Grey | Red | Blue | Yellow |
| UK/EU: PJ03911005 | UK/EU: PJ03911008 | UK/EU: PJ03911012 | UK/EU: PJ03911027 |
| US: PJ03931005 | US: PJ03931008 | US: PJ03931012 | US: PJ03931027 |



| | |
|------------------|------------------------------------------------------------------------------------------------|
| Material | Glass |
| Colour | Grey / Red / Blue / Yellow |
| Lightsource | UK/EU E27 Max 15W LED, USA E26 Max 15W LED (not included) |
| Recommended Bulb | Filament or pearl LED globe dimmable bulbs 300 - 500 lumen output and colour temperature 2700K |
| Ceiling Rose | Red / Blue / Yellow - white hemisphere , Grey - black hemisphere |
| Cable | 4m. Red, Blue and Yellow - white PVC cable Grey - black PVC cable |





Boule at the Story Lab offices, by Stone Design, Madrid

Boule

By Innermost



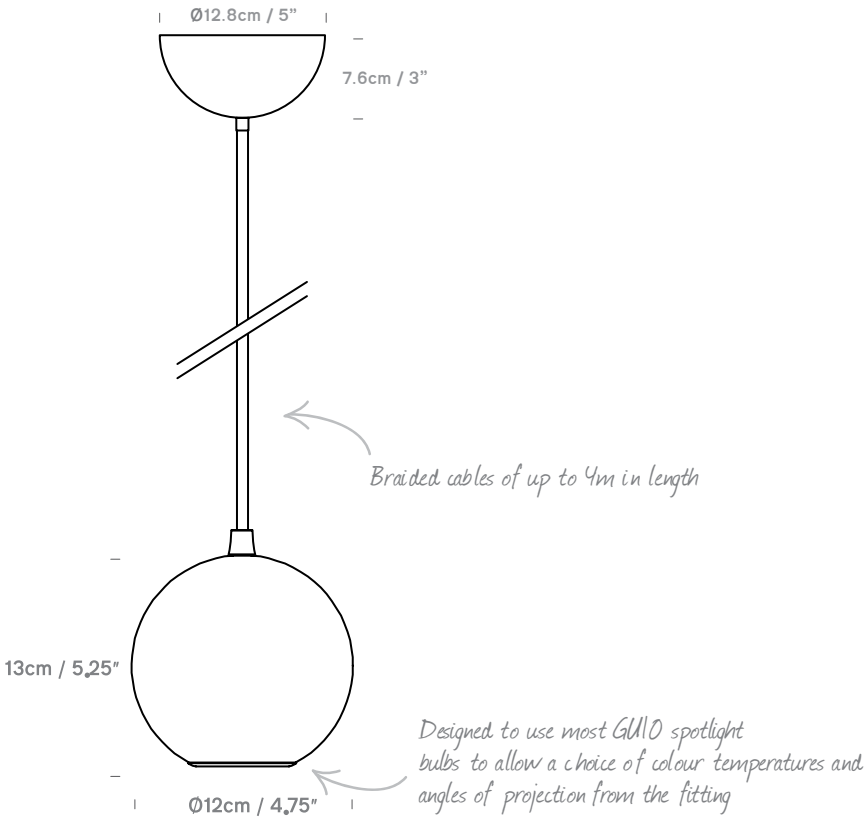
Boule is a simple spherical decorative pendant. The metallic finishes and strong solid tones are designed to work in installations with the popular Beads and Bubble pendants. The highly polished spheres create striking reflections of the surrounding interior.

This minimal hanging spot is perfect used on its own, or is particularly dynamic in a cluster to highlight interiors. Boule hangs from a braided cable, in simple colour tones, keeping the focus on the pendant's simplistic form. This small pendant makes a big impact!



Boule at Private Residence Germany
Credit Kreativhaus Wilgmann

| | | | |
|-------------------|-------------------|-------------------|-------------------|
| White | Black | Chrome | Copper |
| UK/EU: PB06910501 | UK/EU: PB06910502 | UK/EU: PB06910503 | UK/EU: PB06910507 |
| US: PB06930501 | US: PB06930502 | US: PB06930503 | US: PB06930507 |



| | |
|------------------|------------------------------------------------------------------------------------|
| Material | Stainless steel |
| Colour | White / Black / Chrome / Copper |
| Lightsource | UK/EU GU10 Max 12W LED, USA GU10 Max 12W LED (not included) |
| Recommended Bulb | GU10 LED bulb with Ø5cm / 2" and height <6.2cm / 2.4" is suitable for this fitting |
| Ceiling Rose | Hemisphere. White- white. Black & Copper - black hemisphere |
| Cable | 4m. White - white braided cable Chrome/Black/Copper - black braided cable |



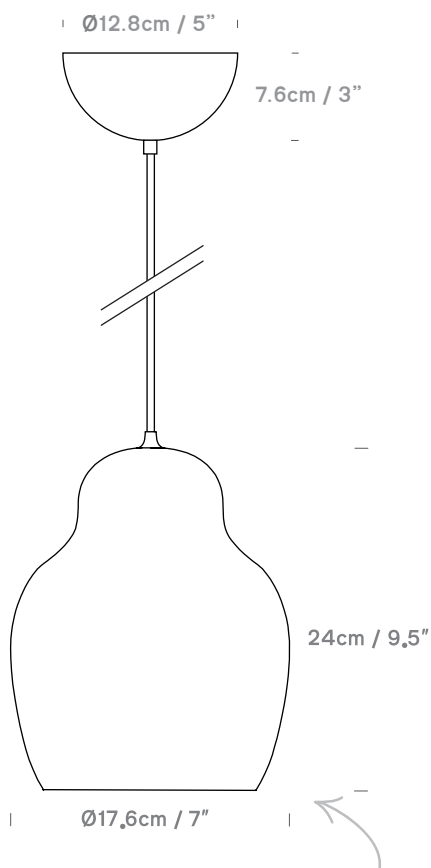
The opal glass pendant light, Pomelo, is deliberately subtle. A quiet diffusion of light in this stately, voluptuous form provides an ambient effect with a sculptural twist.

Made from high quality mouth blown opal glass, Pomelo provides near perfect, shadow-less illumination. The matt look white cable and white scalloped cap compliment the quality glass, which is made by artisans in the Czech Republic.

Pomelo

By Stone Designs

UK/EU: PP06911001
US: PP06931001



High quality blown glossy opal white glass.

| | |
|------------------|----------------------------------------------------------------------------------------------------------------|
| Material | Glass |
| Colour | White |
| Lightsource | UK/EU E27 Max 15W LED, USA E26, Max 15W LED (not included) |
| Recommended Bulb | LED globe bulbs 400 - 1000 lumen output and from 2700K (for warmer with more colour) up to 6000K (daylight) |
| Ceiling Rose | White hemisphere |
| Cable | 4m. White PVC cable |



Drop

By Innermost



Drop is a frosted glass globe pendant delicately topped with a white powder coated stainless steel cap. Resembling a drop of pristine pearl, it is inspired by the flourishes of the mid-century. These perfect balls of light make a definite statement against any backdrop, particularly when suspended at multiple lengths.

With a perfect circular silhouette, Drop is simplicity that can be used anywhere for the ultimate minimal lighting solution.



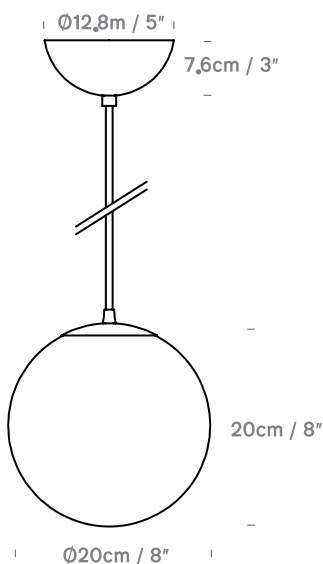
Drop brass at Private Residence

Drop 20

White
UK/EU: PD04911001
US: PD04931001

Brass
UK/EU: PD04911030
US: PD04931030

Frosted white glass globe for a soft even glow



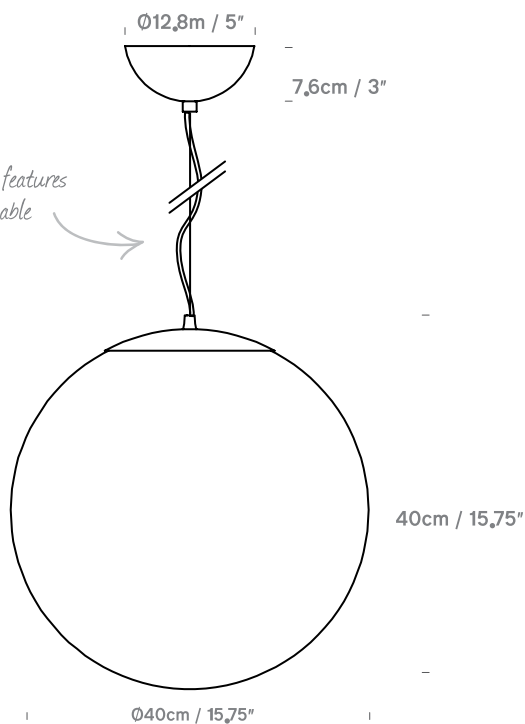
Drop 40

White
UK/EU: PD04912001
US: PD04932001

Brass
UK/EU: PD04912030
US: PD04932030

Brass edition features gold braided cable

Large 40cm glass globe is a great compliment to the 20cm version, and perfect for filling large spaces



Materials

Colour

Lightsource

Recommended Bulb

Ceiling Rose

Cable

Steel & Glass

White/ Brass

UK/EU E27 Max 15W LED. USA E26 Max 15W LED (not included)

LED globe bulbs 400 – 1000 lumen output and from 2700K

(for warmer with more colour) up to 6000K (daylight)

White - White hemisphere

Brass - Brass hemisphere

White - 4m. White braided cable

Brass - 4m. Gold braided cable



Ever defiant of the laws of our reality, YOY presents LED wall & table lights that project an illusion of a classic lamp shade onto the wall. The perfect marriage of illusion and technology; a simple idea very well executed often makes the best product.

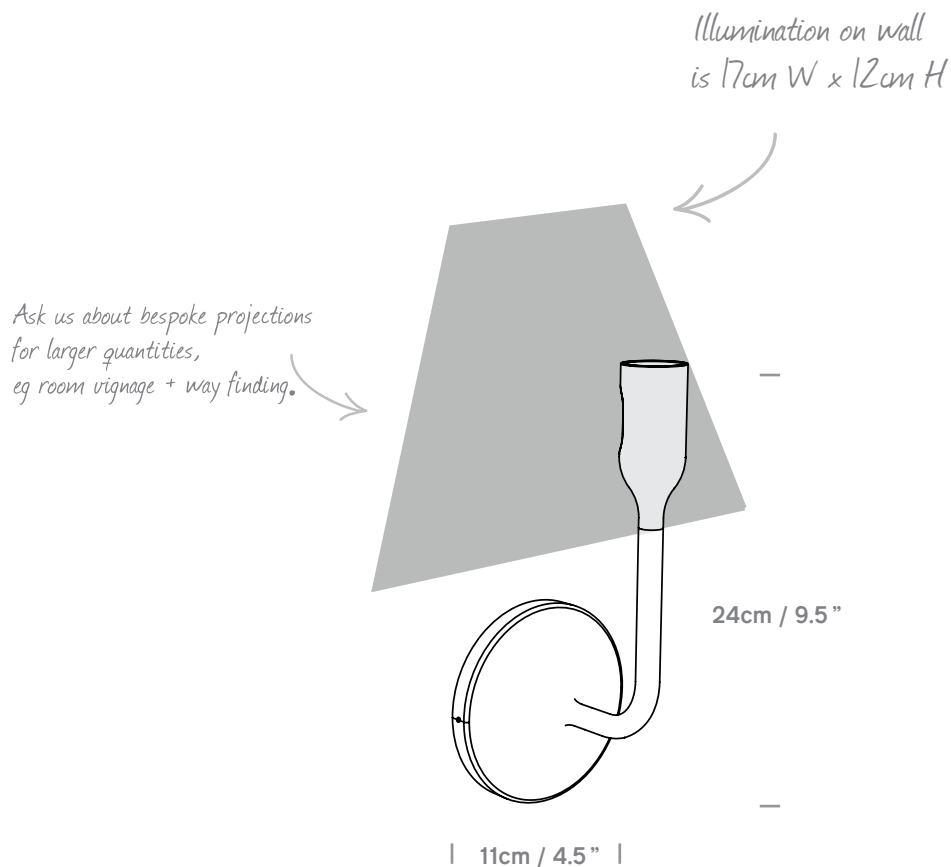
YOY hid a tiny but very powerful LED unit inside the head of this minimal lamp and combined it with simple projection principles to make it cleverly project the shape of its own shade.

YOYWall is arguably the most minimal wall scone possible, interacting with and using the wall in more than just a supporting role. Winner of the 'Red Dot' in Red Dot Award: Product Design 2017.


YOYWall

By YOY

UK/EU: WY018101
US: WY018301



| | |
|----------------------|------------------------------------------------------------------------------------------------|
| Material | Aluminium and steel |
| Colour | White |
| Lightsource | Integrated 3W LED, 100 lumen, 2700K CRI 80, Cree chip, chip life 30,000 hours, beam angle 120° |
| Projection From Wall | Single product is non-dimmable. Can be dimmable in multiples. 10cm / 4" |



Foundry

By Innermost



A classic industrial pendant that brings a workshop aesthetic to the Innermost collection. The simplistic spun metal shade is ubiquitous, a staple for any lighting range. Made from spun steel, with the superior quality you can expect from us.



Foundry 40

White
UK/EU: PF06913001
US: PF06933001

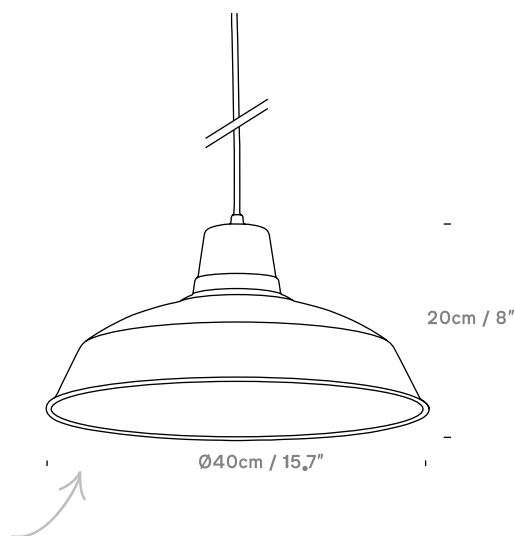
White LED
UK/EU: PF07913001
US: PF07933001

Black
UK/EU: PF06913002
US: PF06933002

Black LED
UK/EU: PF07913002
US: PF07933002

Red
UK/EU: PF06913008
US: PF06933008

Red LED
UK/EU: PF07913008
US: PF07933008



*Foundry can be powered by a simple E27 bulb
or an integrated 12W AC LED*

Foundry 50

White
UK/EU: PF06914001
US: PF06934001

White LED
UK/EU: PF07914001
US: PF07934001

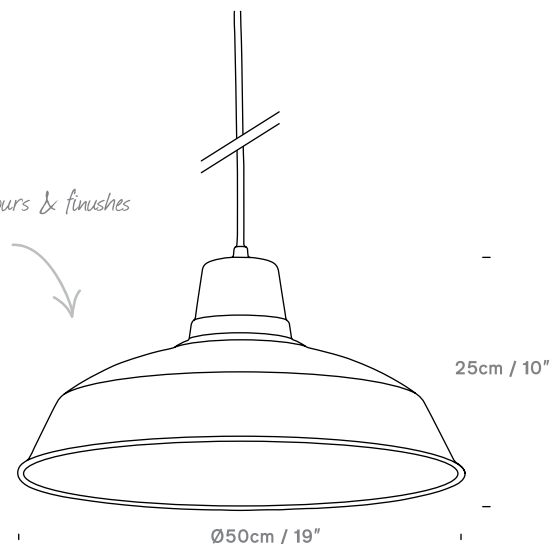
Black
UK/EU: PF06914002
US: PF06934002

Black LED
UK/EU: PF07914002
US: PF07934002

Red
UK/EU: PF06914008
US: PF06934008

Red LED
UK/EU: PF07914008
US: PF07934008

Foundry is perfect for bespoke colours & finishes



Material

Steel

Colour

White / Black / Red

**other finish options are possible subject to minimums*

Lightsource

CAE: UK/EU E27 Max 15W LED, USA E26 Max 15W LED (not included) /

LED: UK/EU 220v USA 120v, CE certified, USA 120v, integrated 12W AC LED Unit,
900 lumen, 3000K, CRI 90, dimmable via Triac / Lutron chip life 30,000hrs,

Ceiling Rose

White Cylindrical, Colour matches ceiling rose and cable is optional

Cable

1.2m White PVC cable

Other

At present Foundry 50 is only available as a bespoke option with x 100 unit MOQ.
Contact us for details.



Purl

By Innermost



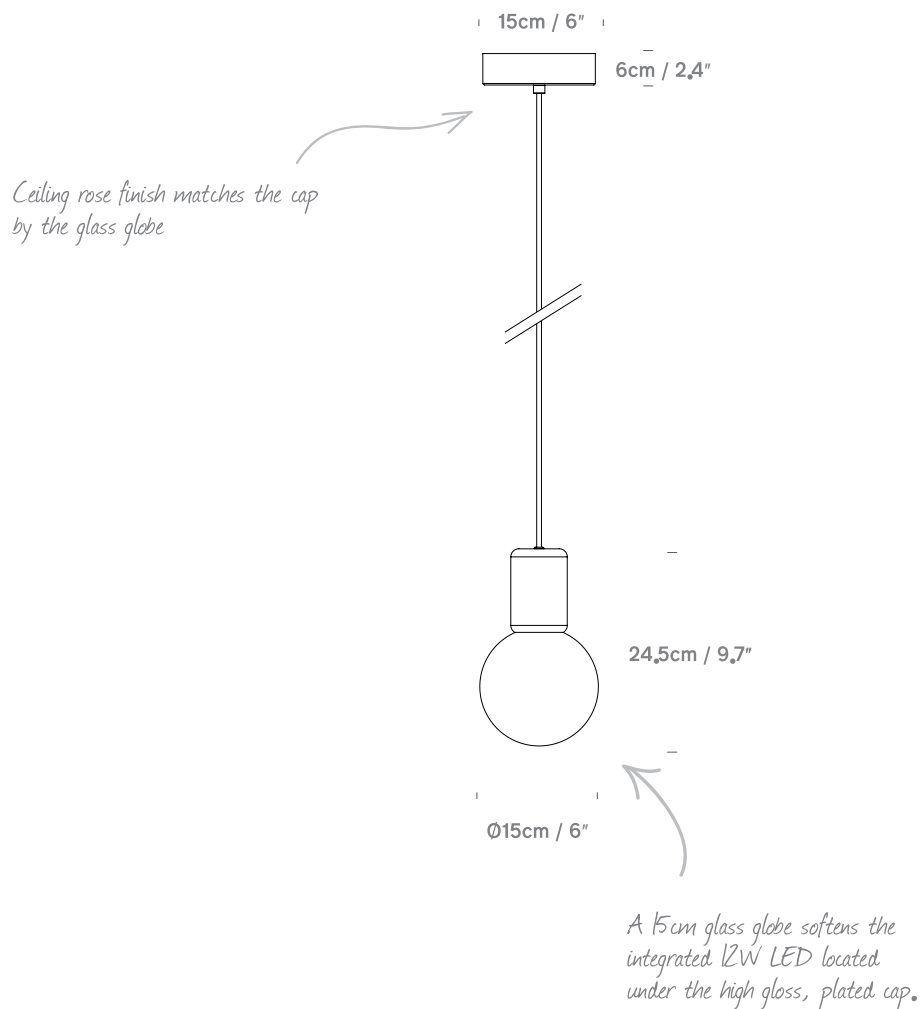
Purl takes our popular DropLED line to a new dimension. With the addition of a simple cover and screw on frosted glass ball DropLED becomes Purl - just about the simplest dedicated LED pendant solution on the market today.

With the addition of the decorative Purl cover, this dimmable luminaire consumes minimal energy while providing simple, beautiful lighting. Choose between Brass or Gun Metal fittings with corresponding ceiling rose. Available as a complete unit, or an add-on to an existing DropLED fitting.



Brass
UK/EU: PP10911530
US: PP10931530

Gun Metal
UK/EU: PP10911531
US: PP10931531



| | |
|--------------|----------------------------------------------------------------------------------------------------------------------------------------------------------------------------------------------------|
| Material | Stainless Steel + Glass |
| Colour | Brass /Gun Metal |
| Lightsource | UK/EU 220v CE certified, USA 120v integrated 12W AC LED Unit, 900 lumen, 3000K, CRI 90, dimmable via Triac / Lutron chip life 30,000hrs, compatible with Casambi bluetooth control system |
| Ceiling Rose | Cylinder. Colour to match fitting |
| Cable | 4m Black PVC |



Take one light bulb and multiply. An array of lenses help create this stunning optical effect as the light source is duplicated using Fresnel lenses. This pendant offers a technical look in a light fitting that is as simple as it is possible to get. With amazing reflections and shadows that change according to the interior and light source, Lighthouse creates a big impact with a very simple idea.

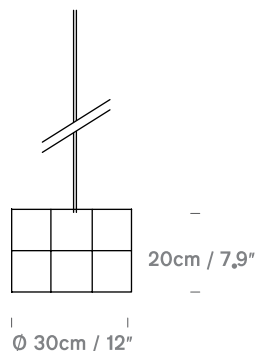


Lighthouse

By Innermost

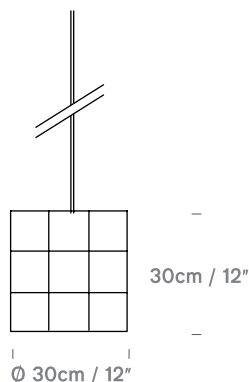
Lighthouse 30*20

SL02911000



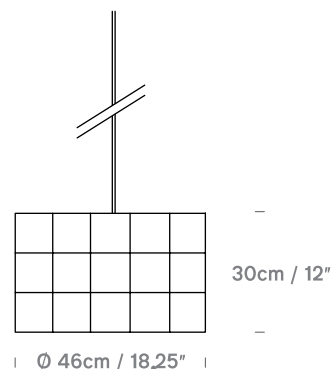
Lighthouse 30*30

SL02912000



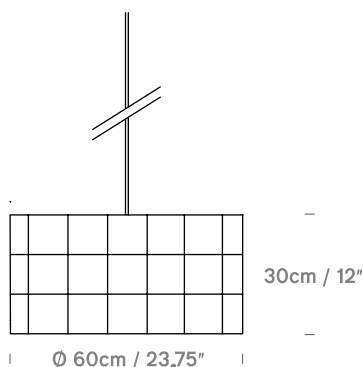
Lighthouse 46*30

SL02913000



Lighthouse 60*30

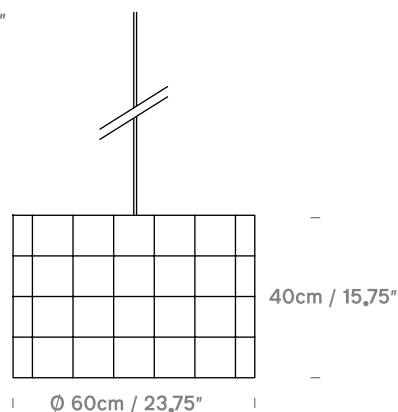
SL03914500 (with diffuser)



Lighthouse 60*40

SL02914000

SL03914000 (with diffuser)



*For more Lampshade styles and sizes - please refer to our "Bespoke Shades" catalogue.

Material

Polycarbonate

Colour

Clear

Lightsource

UK/EU E27 Max 15W LED, USA E26 Max 15W LED (not included)

Recommended Bulb

LED globe bulbs 400 - 1000 lumen output and from 2700K
(for warmer with more colour) up to 6000K (daylight).

Use an LED filament for a greater effect.

Other

Supplied as shade only, shades interchangeable between
pendant and base. See the bases. Also available as a wall light.





Lighthouse Table & Floor

By Innermost

Table Lamps with Chrome Trumpet 35

Trumpet 35

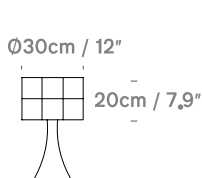
Chrome

UK/EU: BT022103

US: BT022303

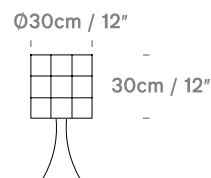
Lighthouse 30*20

SL02911000



Lighthouse 30*30

SL02912000



Floor Lamps with Tripod Floor

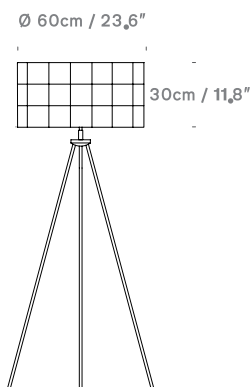
Tripod Floor

UK/EU: BT011103

US: BT011303

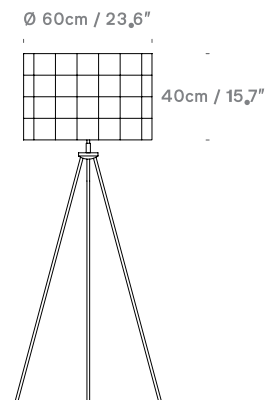
Lighthouse 60*30

SL03914500



Lighthouse 60*40

SL03914000



*Please ensure you quote both the Base and Shade Codes when ordering.

**For more Lampshade + Base styles and sizes - please refer to our "Bespoke Shades" catalogue.

Material

Polycarbonate and stainless steel

Colour

Clear

Lightsource

UK/EU E27 Max 15W LED, USA E26 Max 15W LED (not included)

Recommended Bulb

LED globe bulbs 400 - 1000 lumen output and from 2700K

(for warmer with more colour) up to 6000K (daylight)

Use an LED filament style bulb for a great retro effect!

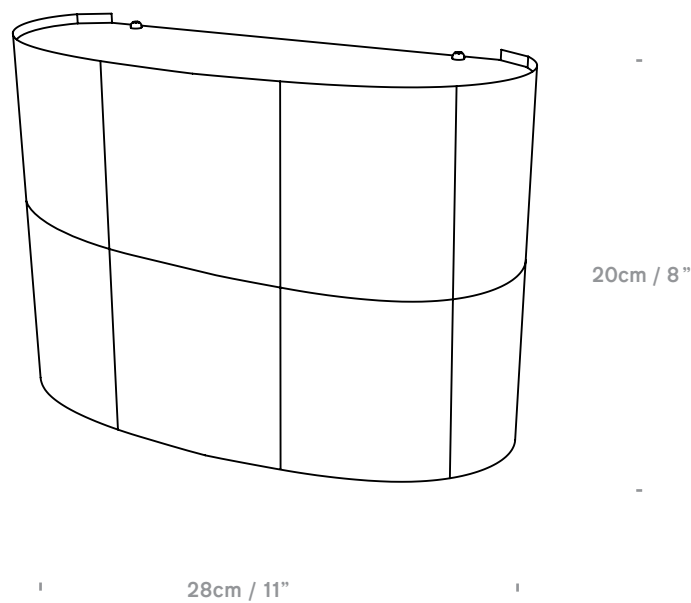
600-900 lumen output with colour temperature 2200K - 2700K



Lighthouse Wall

By Innermost

UK/EU: WL028100
US: WL028300



*For more Wall Lamp styles and sizes - please refer to our “Bespoke Shades” catalogue.

| | |
|----------------------|------------------------------------------------------------------------------------------------------------------------------------------------------------------------------------------------------------------------------------------|
| Material | Polycarbonate and stainless steel |
| Colour | Clear |
| Lightsource | UK/EU E27 Max 15W LED, USA E26 Max 15W LED (not included) |
| Recommended Bulb | LED globe bulbs 400 – 1000 lumen output and from 2700K (for warmer with more colour) up to 6000K (daylight) Use an LED filament style bulb for a great retro effect! 600-900 lumen output with colour temperature 2200K – 2700K |
| Projection From Wall | 12cm / 4.75 |

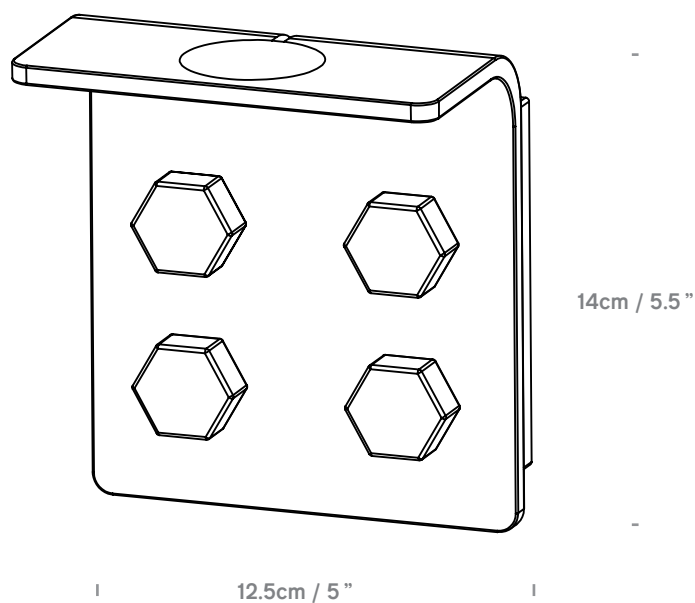


A building's history weighs heavily on each nut and bolt. Reclaim that industrial detail in a contemporary space with this dimmable LED wall sconce, which highlights the honesty of its construction.

Bolt

By Steve Jones

UK/EU: WB078101
US: WB078301



| | |
|----------------------|------------------------------------------------------------------------------------------------------------------------------------------------------------------------------------------------|
| Material | Aluminium |
| Colour | White |
| Lightsource | UK/EU 220v USA 120v, integrated LED, 3000K, CRI 93, Sharp chip, chip life 30,000 hours, beam angle 120° UK/EU: 13W, 1150lm, leading / trailing-edge and TRIAC dimmable USA: 12W, 1000lm, |
| Projection From Wall | 10cm / 4" |



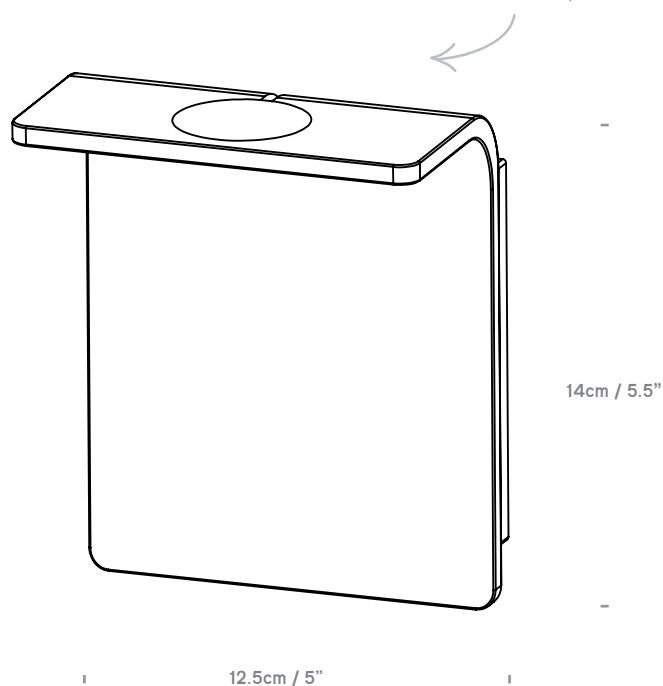
A simple item that is well considered in proportion, function and technology, this unassuming high performance LED lamp will fit anywhere.

Bracket

By Steve Jones

UK/EU: WB088101
US: WB088301

With its minimal aesthetic and compact design, bracket is perfect for illuminating walls in allow spaces



| | |
|----------------------|-----------------------------------------------------------------------------------------------------------------------------------------------------------------------------------------------|
| Material | Aluminium |
| Colour | White |
| Lightsource | UK/EU 220v USA 120v, integrated LED, 3000K, CRI 93, Sharp chip, chip life 30,000 hours, beam angle 120° UK/EU: 13W, 1150lm, leading / trailing-edge and TRIAC dimmable USA: 12W, 1000lm |
| Projection From Wall | 10cm / 4" |



A basic functional GU10 spot with clean minimal lines suitable for any interior.

Barro

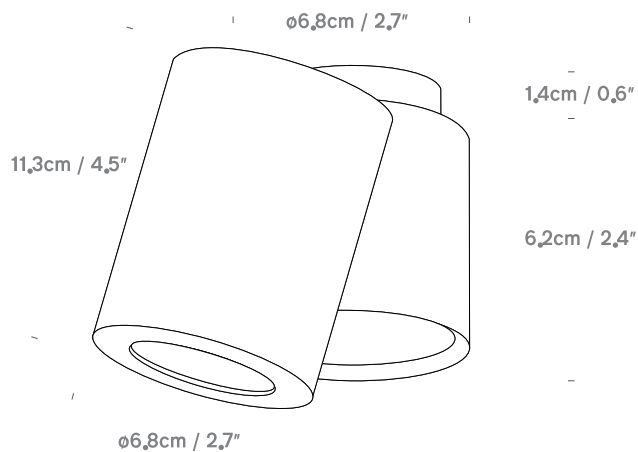
By Innermost

Barro Ceiling Spot

Single Spot

White
UK/EU: WB18814001

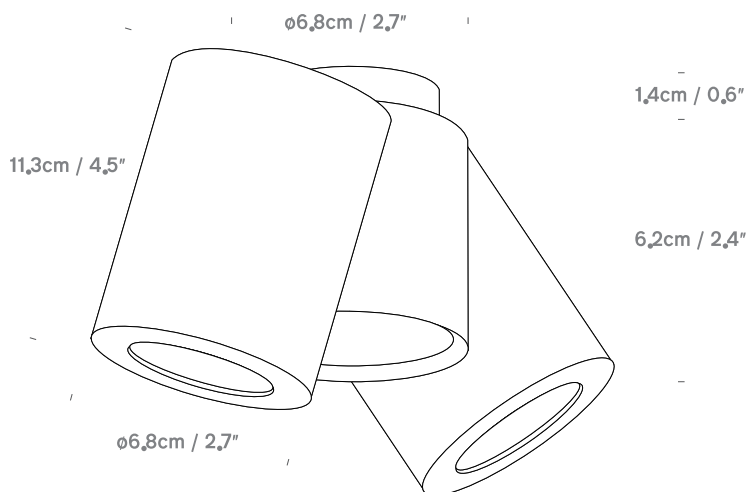
Black
UK/EU: WB18814002



Double Spot

White
UK/EU: WB19814501

Black
UK/EU: WB19814502



| | |
|-------------|--------------------------------------------------------------------------------------------------------------------------------------------------------------------|
| Material | Aluminium |
| Colour | Matt White / Matt Black |
| Lightsource | UK/EU GU10 Max 12W LED / 2x GU10 Max 12W LED - (not included) GU10 LED bulb with a max length of 67mm is suitable for this fitting 230-240v, 50/60hz Class 1 |
| Other | US specification available on request |



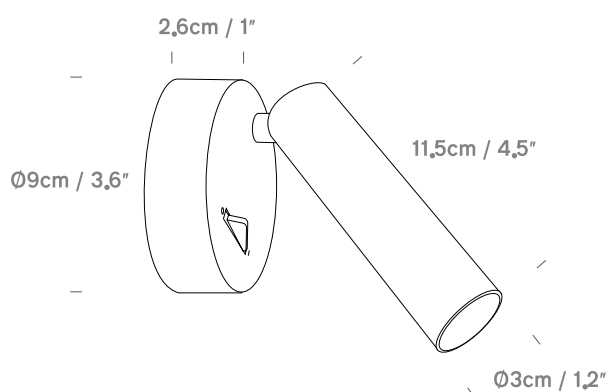
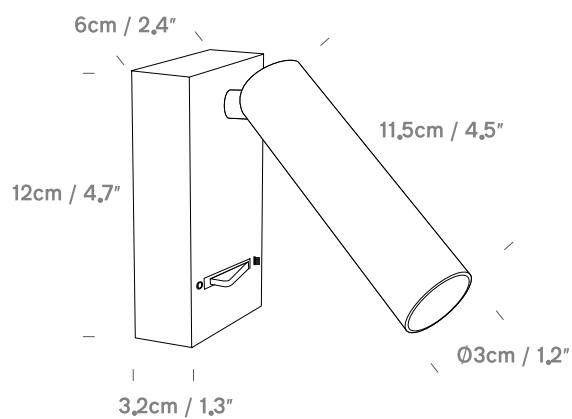
Minimal design suitable for multiple applications, especially good for bedside.

Cylin

By Innermost

White
UK/EU: WC128101

Black
UK/EU: WC128102



| | |
|----------------------|---------------------------------------------------------------------------------------------------------------------------------------------------|
| Material | Aluminium |
| Colour | White /Black |
| Lightsource | 5W LED, 320 lumen, CRI 93, 30,000 hrs, 40 deg lens, 100v-240v, 50/60Hz, Available in either 2700/3000/4500K On/Off switch located on canopy |
| Projection From Wall | 10cm / 4" |
| Other | US specification available on request |



Stylish wall fitting with diffused effect.

Circuit

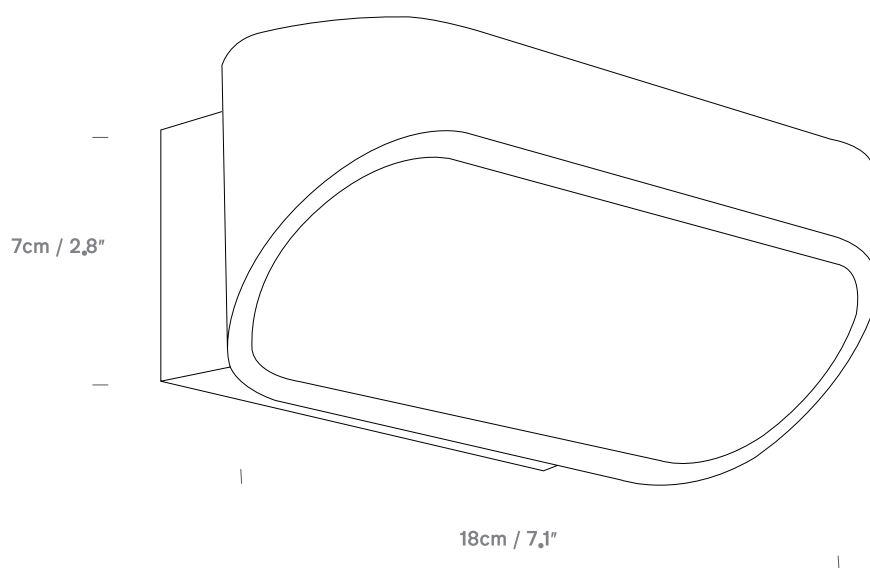
By Innermost

Circuit 5W

White
UK/EU: WC138101

Circuit 7.5W

White
UK/EU: WC148101



Material

Aluminium

Colour

White

Lightsource

2 x 5W, 630 lumen, CRI 92, 30,000 hrs
2 x 7.5W, 1100 lumen, CRI 92, 30,000 hrs
220v-240v, 50/60Hz, Dimmable Driver
Available in either 2700/3000K

Projection From Wall

9.2cm / 3.6"

Other

US specification available on request



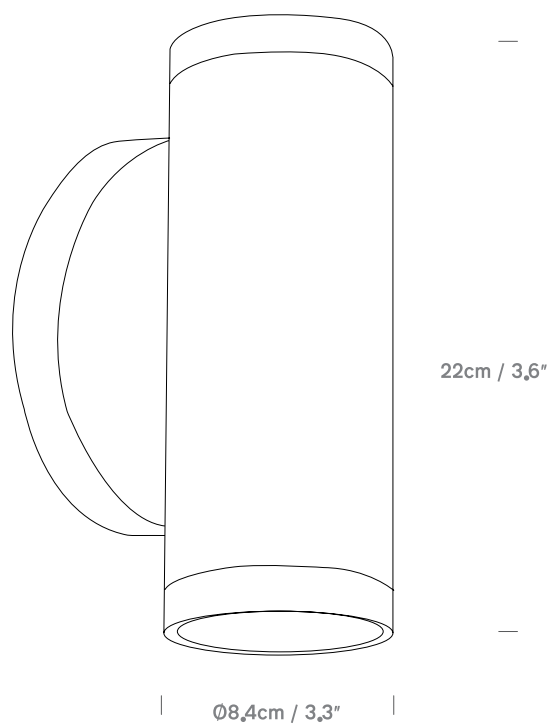
A strong outdoor fitting designed to work in almost any location IP66.

Vert

By Innermost

White
UK/EU: WV018101

Sandy Anthracite Black
UK/EU: WV018145



| | |
|-------------|-------------------------------------------------------------------------------------------------------------------|
| Material | Aluminium |
| Colour | White/ Sandy Anthracite Black |
| Lightsource | 2 x 10W AC LED 3000K 1600 lumen, CRI 90, 30,000 hrs, Triac Dimmable, 220-240v, 50/60Hz Available in 2700/3000K |
| Other | With 20, 32 or 50 deg reflector IP66 US specification available on request |



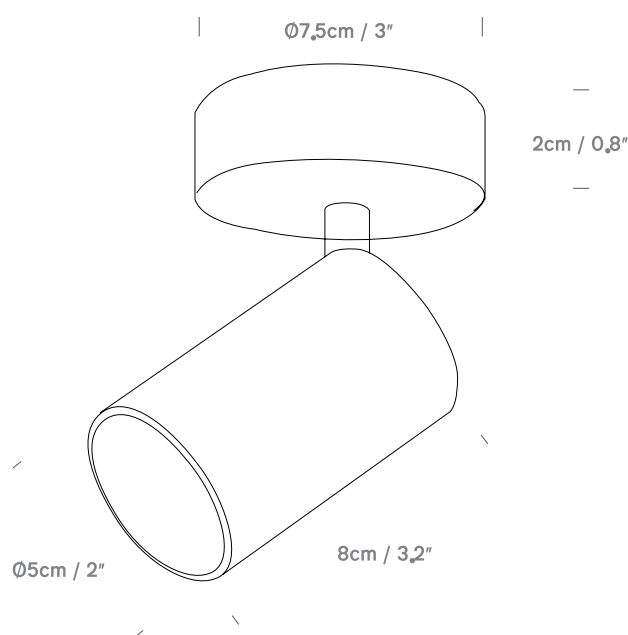
A workhorse ceiling or wall spot for multiple applications.

Datum


By Innermost

White
UK/EU: WD068101

Black
UK/EU: WD068102



| | |
|-------------|-------------------------------------------------------------------------------------|
| Material | Aluminium |
| Colour | White/ Black |
| Lightsource | 8W AC LED 3000K, 550 lumen, CRI 80, 30,000 hrs, Triac Dimmable 220-240v, 50/60Hz |
| Other | With 25, 38 or 50 deg lens US specification available on request |

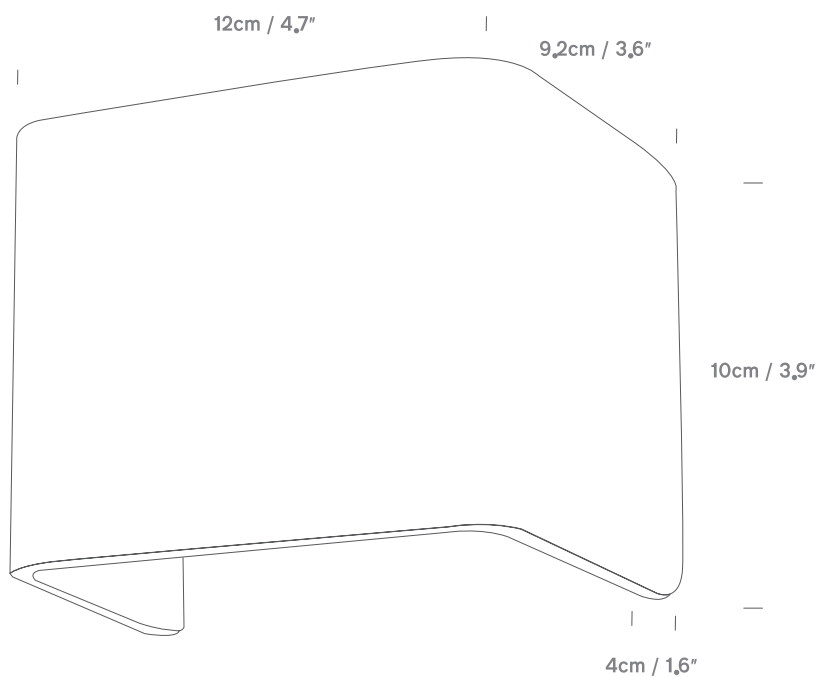


Minimal wall lamp with removable panel designed for easy contract finishing in addition to classic standard colours.

Boxed

By Innermost

White
UK/EU: WB208101



| | |
|-------------|-------------------------------------------------------------------------------------------------------------------------------------------------|
| Material | Aluminium |
| Colour | White |
| Lightsource | 7.5W 450 Lumen, CRI 93, 30,000hrs. 220-240v 50/60Hz Dimmable Driver Available in 2700/3000/4500K US specification available on request |
| Other | |

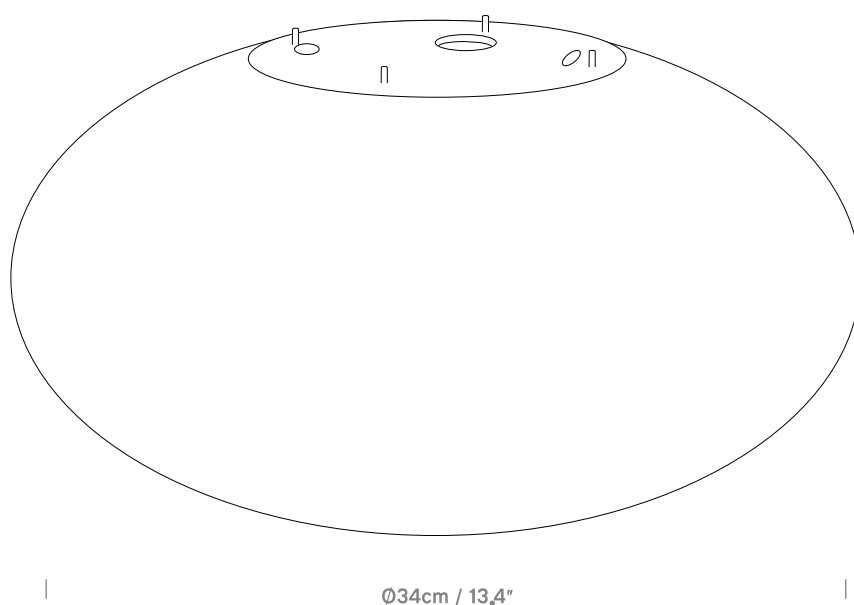


IP44 flush ceiling mounted.

Ellipse

By Innermost

UK/EU: PE02911501



Ø34cm / 13,4"

| | |
|------------------|-------------------------------------------------------------------------------|
| Material | White plastic shade with Sandy Anthracite metal base Diffuser in polyethylene |
| Colour | White |
| Lightsource | E27, 23W Max LED, 230-240v, 50/60Hz |
| Recommended Bulb | Max length 116mm |
| Other | IP44 |
| | US specification available on request |



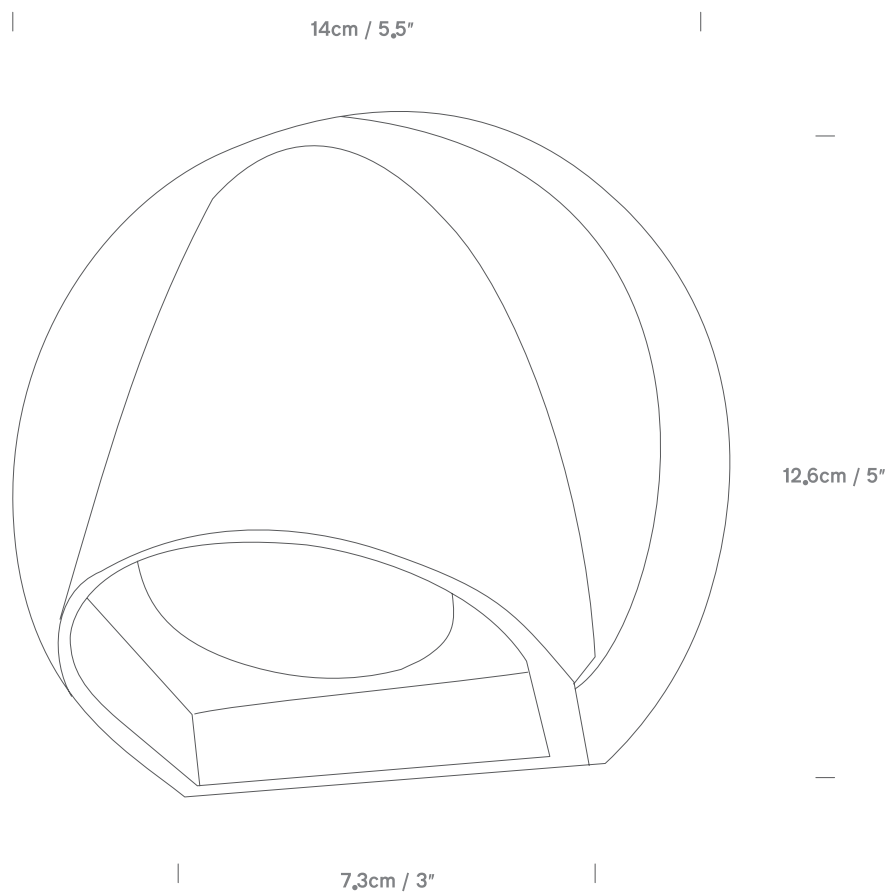
Compact outdoor wall light well suited for downlight installation. IP65

Tilo

By Innermost

White
UK/EU: WT048101

Sandy Anthracite Black
UK/EU: WT048145



Material

Aluminium

Colour

Sandy silver/ Sandy Anthracite Black

Lightsource

6W AC LED, 400 lumen, CRI80, 30,000hrs, Triac Dimmable, 220v
Available in either 2700/ 3000K

Other

IP65

US specification available on request



Versatile and minimal with great light output this pendant can be flush mounted or hung by wire.



Cap

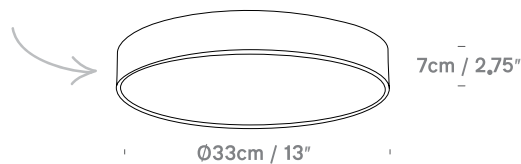
By Innermost

Cap 33

White
UK/EU: PC11912001
US: PC11932001

Lightsources
USA 120v, 17W, 1800lm, 3000K, 80 CRI, Triac Dimmable

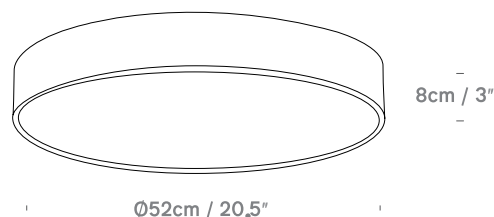
The slimline flush mount luminaire provides a soft even glow



Cap 52

White
UK/EU: PC11914501
US: PC11934501

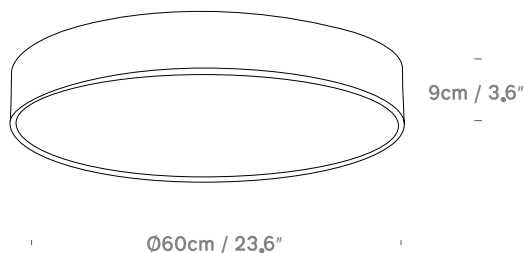
Lightsources
USA 120v 25W, 2600lm, 3000K, 80 CRI, Triac Dimmable



Cap 60

White
UK/EU: PC11915001
US: PC11935001

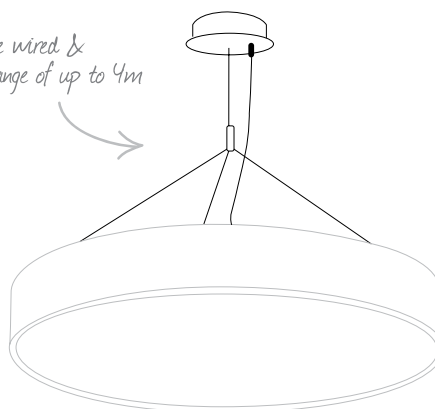
Lightsources
USA 120-277v, 40W, 4200lm, 3000K, 80 CRI,
0-10v Dimmable (Driver is mounted remotely)



Cap Pendant Hanging KIT

UK/EU: ZC1191
US: ZC1193

The pendant kit included tensile wired & ceiling rose to allow a hanging range of up to 4m



Material

Aluminium

Colour

White

Recommended Bulb

50/60Hz Class 1 Lifetime: 30,000 hrs





DropLED Fitting

By Innermost



An evolution of the traditional ceiling assembly, DropLED gives all pendants a dedicated LED option. The simple, dimmable LED module does not require complicated installation and consumes minimal energy while providing beautiful lighting.


DropLED fits any standard E27 or E26 shade and comes with 3 lens options that can be easily clipped on to achieve the preferred lighting effect.



White
UK/EU: EC099101
US: EC099301

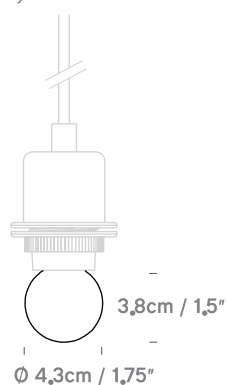
Black
UK/EU: EC099102
US: EC099302

Satin Nickel
UK/EU: EC099104
US: EC099304

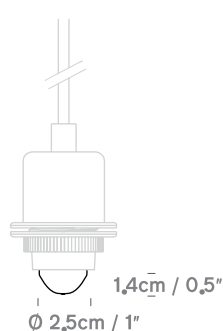


Lens attachments

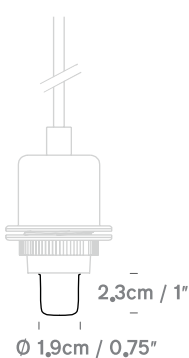
Opal globe diffuser 270°



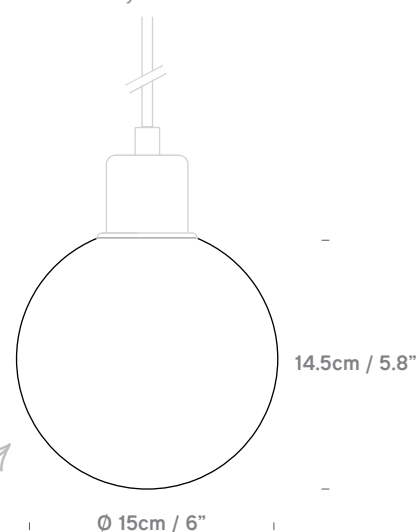
Clear beam lens 220°



Frosted filament diffuser 270°



With 15cm glass diffuser



The 15cm glass diffuser is an optional extra

15 cm glass globe
EPG1501

Material

Stainless steel

Colour

White/ Black / Satin Nickel

Lightsource

UK/EU 220v CE certified, USA 120v, integrated 12W AC LED Unit,
900 lumen, 3000K, CRI 90, dimmable via Triac / Lutron chip life 30,000 hrs,
compatible with Casambi bluetooth control system

Ceiling Rose

Hemisphere. Colour to match fitting

Cable

White- white PVC cable

Satin Nickel- clear PVC cable

Black- black PVC cable



Innermost CAE Pendant Fittings with integrated wiring set can be used with any E27 or E26 shade ring. With a standard cord length of 1.8m, CAE is available in white and satin nickel, giving a variety of installation options.

CAE

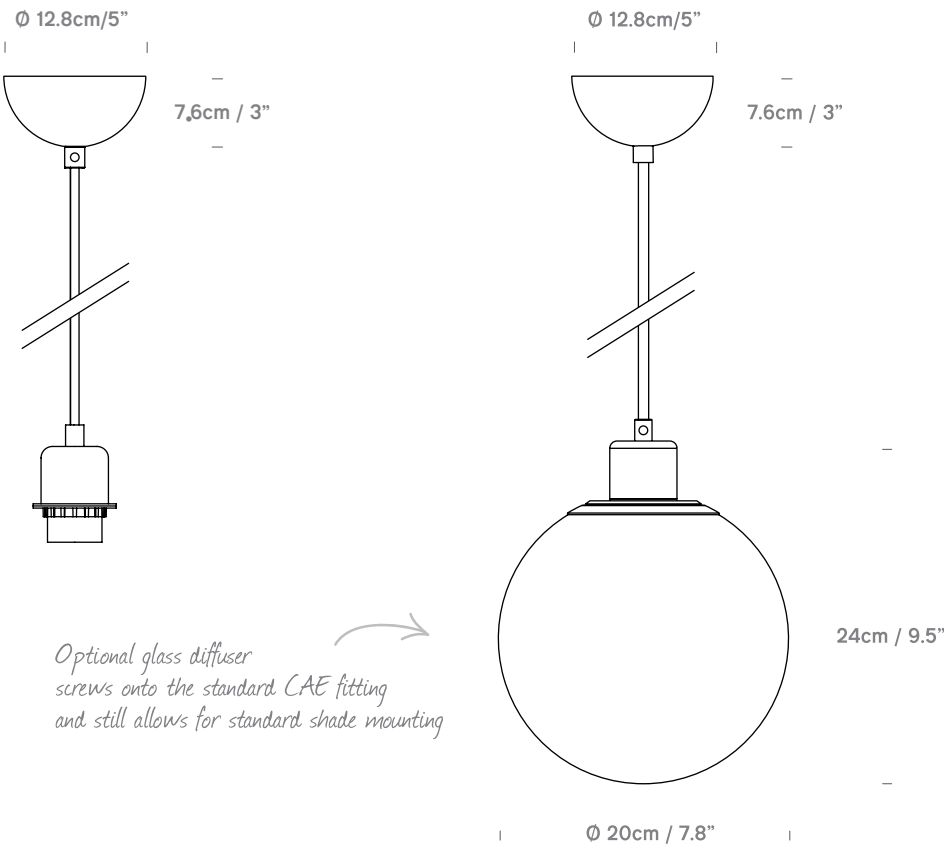
By Innermost

White 1.8m

UK/EU CAE27: EC019101
US CAE26: EC019301

Satin Nickel 1.8m

UK/EU CAE27: EC019104
US CAE26: EC059304

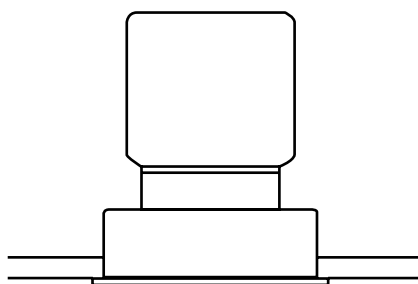


CAE 27

CAE 27
with 20cm frosted glass globe
ECG 2001

| | |
|------------------|----------------------------------------------------------------------------------------------------------------------|
| Material | Steel |
| Colour | White / Satin Nickel |
| Lightsource | UK/EU CAE27 E27 Max 15W LED, USA CAE26 E26 Max 15W LED (not included) LED globe bulbs 400 - 1000 lumen output and |
| Recommended Bulb | from 2700K (for warmer with more colour) up to 6000K (daylight) |
| Ceiling Rose | Hemisphere. Colour to match fitting |
| Cable | 1.8m (longer cable available on request) White - white PVC cable Satin Nickel - clear PVC cable |





The ArchDL by Chiara Lighting is a range of architectural recessed down lights with ultimate glare control, visual comfort & performance. Available in many colour options and combinations.

Low profile cast aluminium bezel & heat sink with integrated cowl.

132lm/W modular LED, tool less, interchangeable component design:

- Reflectors (12, 25, 38 & 60 degree options)- Inner Baffle (black, white, blue & gold options)

- Distribution lenses
(glare reducing honeycomb, clear, woven & softening optic options)

- Outer Bezel (white, black & grey, fixed & adjustable, trim & trimless options)

IP44 standard with IP54 & IP65 options, CRI > 85 & > 95, 50,000 (L80B10) operating hours, 5 year standard warranty, Pluggable pre-terminated Tridonic / Philips driver as standard.

Emergency versions available on request.

Product family offers consistent LED lamp options.

ArchDL

By Chiara Lighting

ArchDL Mini Round Adjustable Trimless



Ø7.5cm / 3"

ArchDL Mini Round Adj Recessed



Ø7.5cm / 3"

ArchDL Mini Oval Adj Trimless



Ø7.5cm / 3"

ArchDL Mini Oval Adj Recessed



Ø7.5cm / 3"

ArchDL Mini Square Adj Trimless






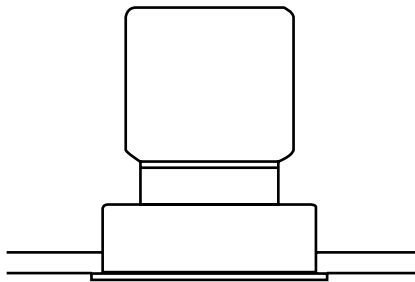
Ø7.5cm / 3"

ArchDL Mini Square Adj Recessed



Ø7.5cm / 3"





The ArchPro by Chiara Lighting is a range of recessed downlights with interchangeable, toolless baffle and bezel options. Available in many colour options and combinations.

Low profile cast aluminium bezel & heat sink with integrated cowl. 132lm/W modular LED, tool less, interchangeable component design:

– Reflectors (12, 25, 38 & 60 degree options) – Inner Baffle (black, piano black, mirror black, white, chrome, matt chrome & champagne options) – Distribution lenses (glare reducing honeycomb, clear, woven & softening optic options) – Outer Bezel (white, black & grey, round & square, fixed & adjustable, trim & trimless options)

IP20 standard with IP44 option, CRI > 85 & > 95, 50,000 (L80B10) operating hours, 5 year standard warranty, Pluggable pre-terminated Tridonic / Philips driver as standard. Emergency versions available on request.

Product family offers consistent LED lamp options.

ArchPro

By Chiara Lighting

ArchPro Small Round Adj Trimless




Ø7.5cm / 3"

ArchPro Small Round Adj Recessed



Ø7.5cm / 3"



ArchPro Small Square Adj Trimless



8cm / 3"


8cm / 3"

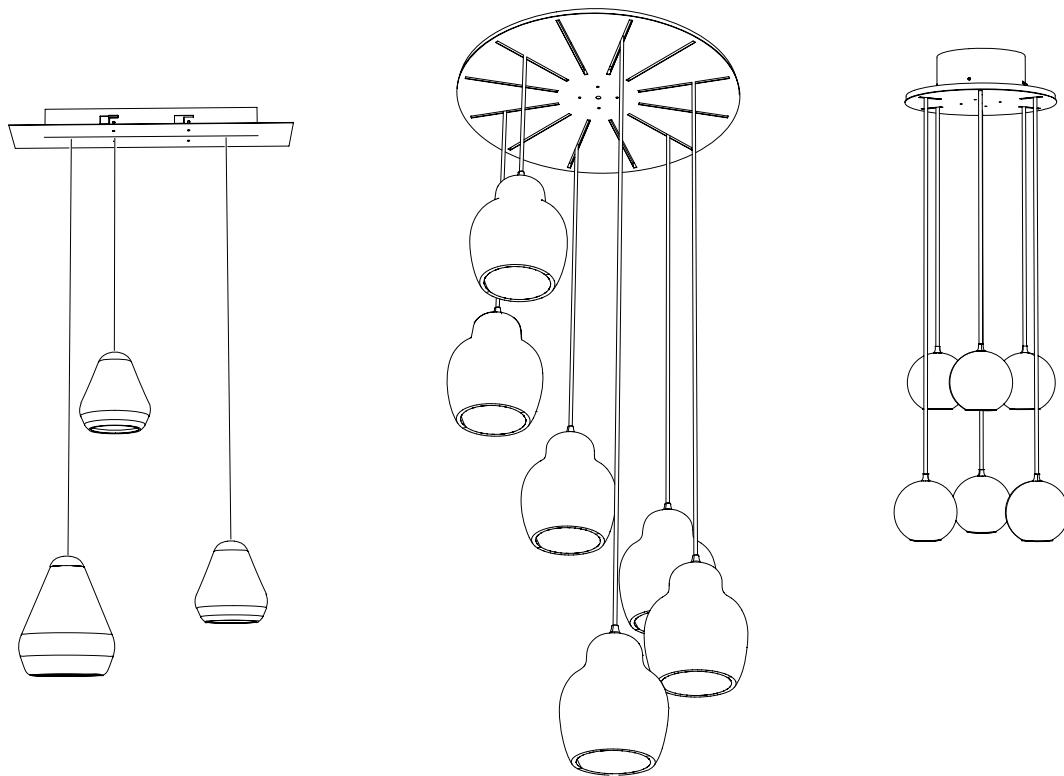
ArchPro Small Square Adj Recessed



7.5cm / 3"

7.5cm / 3"





Radiate is a range of ceiling roses that allow a variety of configurations for pendant light clusters.

Radiate 30 suits smaller circular configurations, with Radiate 60 available for multiple pendants or clusters of larger pendants. Radiate Linear can be used for a consecutive line of fittings – perfect for over a countertop or rectangular table.

Using Radiate can enable an easy installation of up to 8 pendant lights with only 1 fixture and connection. It also provides a neat aesthetic, eliminating the needs for multiple ceiling roses.

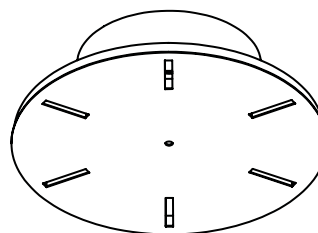
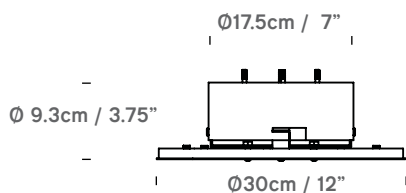
Radiate is compatible with all Innermost pendant lights and can be used with other fixtures.

Radiate

By Innermost


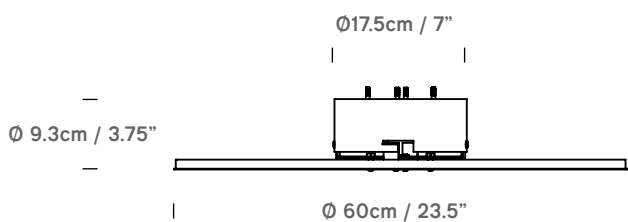
Radiate Circular 30

ZR03CR30W




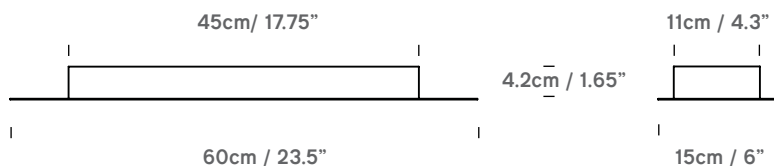
Radiate Circular 60

ZR03CR60W



Radiate Linear 60

ZR03LR60W



Material

Steel

Colour

White

Maximum load that can be suspended

10KG



Canvas

By YOY

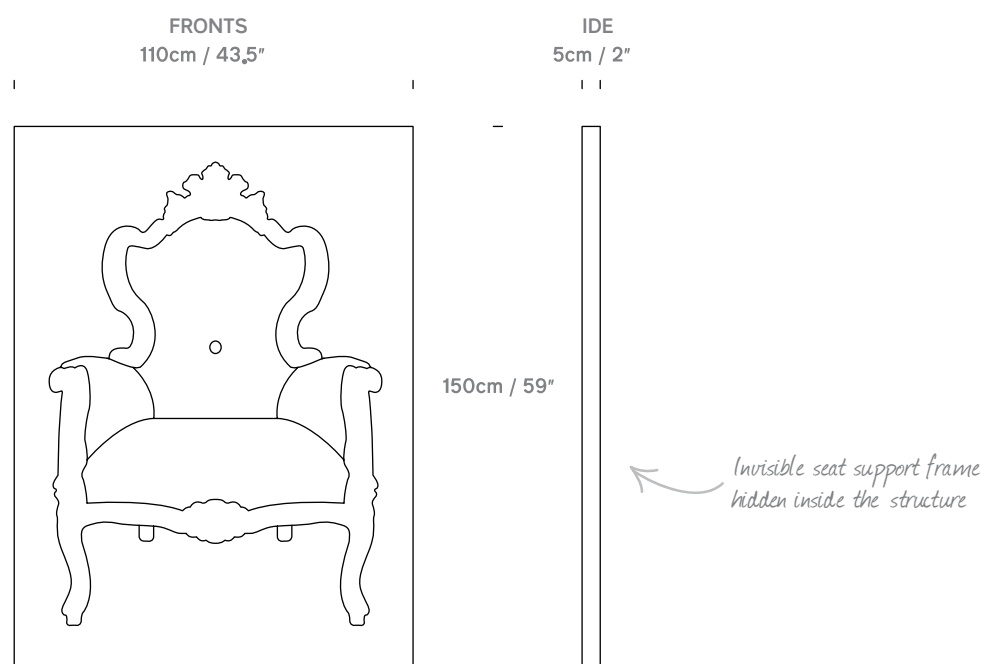


With a surreal cartoon feel, Canvas is an example of art meeting design, where the impossible seems to happen. Lounge effortlessly on a 2 dimensional image leaning against a wall. A clever construction of structured fabrics hidden within make it possible to 'sit' within this painting. This surprising interior piece is also practical, having a removable and machine washable cover.



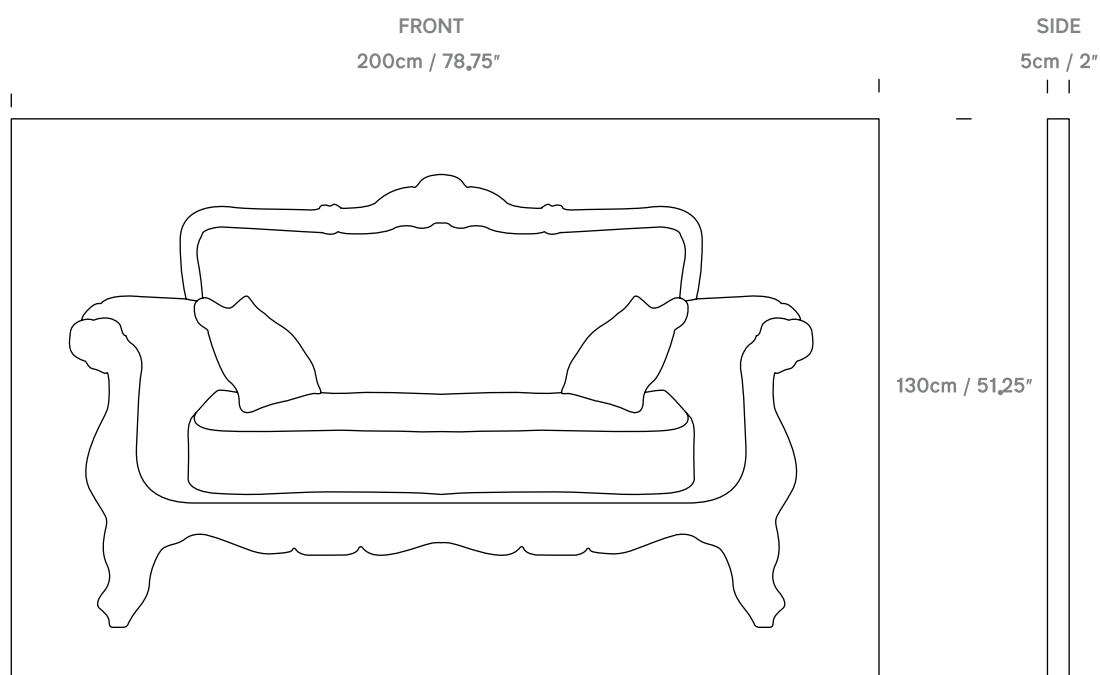
Armchair

FC022001



Sofa

FC023001



Material
Other

Spandex, polyester and wooden frame
The printed cover is removable and machine washable

Designers



Assemblyroom

Anthony Dickens founded his London product and furniture design studio in 1998, creating objects that express simple narratives and re-imagine the everyday things that surround us. His products include the 'Origami' table range (Elle Decoration Award for best table), the Anglepoise 'Fifty' light (shortlisted for the Design Museum's Brit Insurance Product of the Year) and the 'Around' clock for Lexon. He has been commissioned by commercial companies such as Red Bull, Veuve Clicquot and Audi. Dickens is also a founding partner of award winning creative agency, Together Creative.



COHDA

Cohda are a unique studio of Creatives, Product Designers, Engineers, Electronic Experts and Material Researchers. Based in the UK Cohda use the latest technology, materials, tools and software to deliver unique product solutions. With an impressive array of clients, including Apple, Foster + Partners and Louvre Abu Dhabi, to name but a few, they bring world-first products and technology to life. With their vast experience, Cohda stay one step ahead of competitors, inventing exciting products and new technology for world leading brands.



Flynn Talbot

Flynn Talbot operates a specialized lighting design studio based in London, UK. He designs innovative lighting fixtures for mass production and lighting installations for galleries and unique buildings. Each project begins with the consideration of the "light effect" and every product is constructed around it. By continually considering the quality of light and user connection, Talbot creates timeless products and a strong point of difference in his work. Talbot designs for various high quality lighting manufacturers and has exhibited his work throughout Europe, Australia and the U.S.A.



Freshwest

Marcus Beck and Simon Macro gained first class honours in Fine Art from Manchester Metropolitan University and University of Brighton respectively. After graduating, Marcus concentrated on the production of limited edition furniture, whilst Simon worked with renowned designer Thomas Heatherwick. Having known each other since childhood, and sharing the same design ideals, Beck and Macro established Freshwest in 2005, which has gone on to win awards and contracts in furniture, interiors and branding. The studio's ethos is never to be restricted to a single discipline and to experiment with different ideas and genres.



Jake Phipps

Jake Phipps graduated from John Makepeace's furniture design school, Parnham College, in 1999. In 2005, he set up his own design studio in London, concentrating on his own pieces.

His work is characterized by a narrative yet functional aesthetic full of character and with a playful design elegance that aims to strike a strong emotional chord with the people that use them.



James Bartlett

James Bartlett studied at Manchester Metropolitan and joined Innermost's London studio in 2008, later taking the position of Design Manager. His design is characterised by an interest in material and process and he enjoys being in the workshop to participate in every stage of production. Portland is a great example of this: what began as a project to experiment with a cast concrete process developed into the unique product available in both concrete and plaster. Deliberately coarse and bubbly concrete holding a strong contrast against flawlessly smooth plaster surface.



Jonas Forsman

Jonas Forsman lives in Gothenburg, Sweden, where he also runs his industrial design studio. His projects range from lighting and furniture to product design. Forsman designs from the inside out, where function and idea dictates the final shape of the product. There is often a mechanical element in each design and he challenges himself to use as few simple parts as possible without losing the soul of an object.



Melissa Yip

Melissa Yip studied Product Design in Hong Kong Polytechnic University, before her internship in Innermost sparked her interest towards decorative lighting design. She joined Innermost after graduation and designed the Bud light in response to a brief set to the in-house team; to create something within the category of portable lighting but with a distinctly 'Innermost' twist. Taking inspiration from her design hero Naoto Fukasawa, she is passionate about exploring with form language and colours.



Steve Jones

After studying Industrial Design at Newcastle Polytechnic, Steve Jones started his career in design consultancy. His highly diverse design experience included ladies shoes, books, toys and even naval architecture. Later he worked extensively in the furniture industry, before moving into lighting and forming Innermost with Russell Cameron in 1999.

His varied interest in design is reflected in the diverse aesthetic of the Innermost collections. As well as his own designs, Jones has brought in names like Michael Young, Jarrod Lim, Corinna Warm, Stone Designs and Shin Azumi, helping to shape a range that has breadth as well as depth.



Stone Designs

Designers Cutu Mazuelos and Eva Prego established Stone Design Concepts Inc. in 1995 to tell a story from their perspectives and without censorship. Having never worked for anyone else, lessons were learned and skills were mastered through personal hardship and sacrifice. Starting with interior designs, stands and displays, they worked with such names as Lexus, Telepizza, Havaianas, and Coca Cola. They also designed furniture for brands such as Muji Japan. Stone Designs is the constant search for new languages, a passion and reason for living.



YOY

YOY [joi] is a Tokyo based design studio composed by Naoki Ono, a spatial designer, and Yuki Yamamoto, a product designer. Naoki Ono was born in Nagoya, and graduated in architectural design at Kyoto Institute of Technology in 2008. Also born in Nagoya, Yuki Yamamoto graduated in industrial design at Kanazawa College of Art in 2008. Started in 2011, the design theme of YOY is to create a new story between space and objects. Steve Jones and Russell Cameron first spotted YOY in April 2013 at Salone Satellite in Milan.

Innermost & the industry



Manufacture

We are passionate about each design and every level of detail that goes into its manifestation. We have always placed production where the best skills can be found for the material or process. We travel across the globe sourcing the best quality materials and the most suitable producers for each product and every component. Whether we are prototyping in Hong Kong, using hand-blown glass by artisans in the Czech Republic, or doing bespoke engineering at our factory in the UK, we stay close to the manufacturing development at every level.



Bespoke design & OEM

After 19 years, we continue to produce many of our lights and lampshades in the UK, at our facility in Telford, with ownership over everything from production, assembly, testing, packaging, and warehousing. This in-house management of the entire process allows us to guarantee the highest standard of quality, as well as giving us full flexibility when it comes to bespoke product.

We often use our expertise to develop and manufacture products for other high-end design houses in an OEM capacity. From licensing and manufacturing existing designs, to providing a full design consultancy, we offer a unique and tailored service and are able to produce in high volume and absolute one-offs. Please contact us if you are interested in hearing more about our design and production services.

Agents & Distributors

UK/ Europe Office & Showroom

www.innermost.net
+44 (0)20 7620 1808
info@innermost.net

Asia Sales Office

www.innermost.net
+852 2857 5289
info@innermost.net

Australia

ECC
ecc.aus@innermost.net

Austria

TOTAL SOLUTION
austria@innermost.net

Belgium

BELUCE
beluce@innermost.net

Bosnia & Herzegovina

FABIO ZAMUNER
zamest@innermost.net

Bulgaria

ASSEN KARAGEORGIEV
bulgaria@innermost.net

Canada

LIGHTFORM CANADA
lightform@innermost.net

China

SHANGHAI GLOWELL TRADING CO., LTD
thisisxiaofang@qq.com

Croatia and Slovenia

FABIO ZAMUNER
zamest@innermost.net

Cyprus

ILIAS ELIEZER, LAZAROS ELIEZER
greece-cyprus@innermost.net

Czech Republic

MARIO CASAGRANDE
casagrande@innermost.net

Denmark

STEEN ANDERSEN
denmark@innermost.net

Estonia

MARIO CASAGRANDE
casagrande@innermost.net

Finland

DECOLIGHT OY
decolight@innermost.net

France

paris@innermost.net
Areas covered: Région Ile De France

ALAIN CLEMENT

clement@innermost.net
Areas covered: Auvergne-Rhône-Alpes,
Lozère

MARTIAL FROMY

fromelec@innermost.net
Areas covered: Vienne, Charente, Char-
ente Maritime, Dex Sèvres, Vienne, Indre
et Loire, Pays de la Loire, Bretagne, Orne,
Calvados, Manche

Germany

DIRK SCHÄUBLE
schaeuble@innermost.net
Areas covered: Germany compl. 2 /
31-32-33

HERMANN SCHEPERS FUNIO VERTRIEB
schepers@innermost.net
Areas covered: Germany compl. 4 /
50-51-52-59 / 30-37-38

HUBERTUS LGGES
igges@innermost.net
Areas covered: Germany compl. 8/
compl. 9/ 75-76-77-79

STEFFEN KNOPP
knopp@innermost.net
Areas covered: Germany 34-35-36 /
53-54-55-56-57/ compl. 6

Greece

ILIAS ELIEZER, LAZAROS ELIEZER
greece-cyprus@innermost.net

Hungary

MARIO CASAGRANDE
casagrande@innermost.net

Italy

FABIO ZAMUNER
zamest@innermost.net
Area covered: Triveneto

MARCO CIAPPELLI
italy@innermost.net
Area covered: Toscana, Umbria

MAURO ETTARI
italy@innermost.net
Area covered: Triveneto

VM RAPPRESENTANZE
italy@innermost.net
Area covered: Emilia-Romagna

Latvia

MARIO CASAGRANDE
casagrande@innermost.net

Lithuania

MARIO CASAGRANDE
casagrande@innermost.net

Macedonia

FABIO ZAMUNER
zamest@innermost.net

Mexico

INTERIORES 0503
interiores@innermost.net

Montenegro

FABIO ZAMUNER
zamest@innermost.net

New Zealand

ECC LIMITED
ecc.nz@innermost.net

Norway

ANJA ISACHSEN
norway@innermost.net

Poland

LIBRA SZYMON SNIEGOCKI
poland@innermost.net
Area covered: Szymon Sniegocki

Portugal

NORMO
portugal@innermost.net

Romania

SORIN TOADER
romania@innermost.net

Russia / Belarus / Georgia / Armenia

LITEHOUSE AGENCY
russia@innermost.net

Serbia

FABIO ZAMUNER
zamest@innermost.net

Singapore

LIGHT + FORM CONCEPTS
singapore@innermost.net

Slovakia

MARIO CASAGRANDE
casagrande@innermost.net

Spain

RE-SOLT
spain@innermost.net
Areas covered: Comunidad,
Valenciana, Murcia

JAVIER GARCIA

spain@innermost.net
Area covered: Madrid

Sweden

CIRCLE
circle@innermost.net

Switzerland

THOMAS FLAVELL
switzerland@innermost.net

Taiwan

FASHION LIGHTING GROUP
flg@innermost.net

The Netherlands

ENZO REITANO
netherlands@innermost.net

Ukraine

ANNA VINIKOVA
ukraine@innermost.net

USA

IM DESIGN CONCEPTS
imdc@innermost.net



UK / Europe Office & Showroom

2.02 - 2.04 Oxo Tower Wharf
Bargehouse Street
South Bank
London
United Kingdom
SE1 9PH

T: +44 (0)20 7620 1808

E: info@innermost.net

W: innermost.net