

ORIGINAL BTC

B R I T I S H L I G H T I N G M A N U F A C T U R E R S

— L O N D O N - N E W Y O R K - P A R I S —

originalbtc.com

LONDON SHOWROOM

228 Design Centre
Chelsea Harbour
London
SW10 0XE
England

+44 (0) 207 351 2130
sales@originalbtc.com

NEW YORK SHOWROOM

56 Greene Street
New York
NY 10013
USA

+1 (646) 759 9007
sales.us@originalbtc.com

PARIS SHOWROOM

32-34 Rue Bonaparte
Paris
75006
France

+ 33 (0) 1 40 46 80 46
achats@originalbtc.fr

HEAD OFFICE

21-22 Avenue One
Station Lane Witney
Oxfordshire
OX28 4XZ
England

+44 (0) 1993 882 251
sales@originalbtc.com



Peter Bowles & Charlie Bowles

WELCOME

Established in 1990 by Peter Bowles, Original BTC began life as an Oxford based home lighting brand and has secured two further lighting brands; heritage marine lighting manufacturer Davey Lighting and LED lighting manufacturer Beadlight, under its umbrella. Exports account for 50% of the production, supplying both the retail and contract markets around the world with an emphasis on the hotel, restaurant and aeronautical industries. With a family history steeped in retail, manufacturing and design, Peter designs the company's products in conjunction with his son Charlie who became Director in 2012.

Original BTC, Davey Lighting & Beadlight each offer a diverse and unique range of lighting designs. All brands draw inspiration from Britain's rich post industrialisation history as well as incorporating modern tastes and trends with our very latest innovative designs.

Quality, detail and an interesting mix of materials are integral to each brand's designs. These are created by using the best quality raw materials to their upmost capability, paying great attention to the concept and form. From using centuries old techniques to the very latest technology, all lights are handmade and manufactured in the UK. Six production facilities include a metalworks, glassworks, and a Stoke-on-Trent bone china factory rescued from closure in 2002. It is here where the lighting designs, whether crafted from versatile bone china, the finest aluminium, copper, brass and iron, come to life. The detailing of cotton braided cables, satin chromed bases & contrasting coloured shades make Original BTC, Davey Lighting and Beadlight's products uniquely distinctive and popular in Europe and beyond.



THE QUEEN'S AWARDS
FOR ENTERPRISE:
INTERNATIONAL TRADE

“

Winning a Queen's Award is a huge honour for the entire team – it's the highest accolade a company can receive in the UK. We've worked hard to produce high quality, well-designed, globally competitive lighting to show how successful British design and manufacturing can be.

PETER BOWLES

“

My goal was to design and produce lights that you are instantly at home with, that will fit easily and comfortably for many years to come.



PETER BOWLES

One of the first designers to capture the appeal of industrial styling, Original BTC founder Peter Bowles' relaxed, familiar lighting is driven by a family heritage of design steeped in manufacturing and business. A carpenter by trade, Peter's grandfather was chairman of Minty Furniture of Oxford, later bought out by Parker Knoll. After learning the ropes at Minty, Peter's father launched iconic 1960s lighting retailer Cosmo Designs, employing 13-year-old Peter on his stand at the Harrogate Lighting Fair.

Childhood visits to his father's manufacturing facilities opened Peter's eyes to the clean lines of traditional factory fittings and the versatility of mid-century style, while a stint working the machines at a French cutlery manufacturer ignited his passion in the “crash, bang, wallop of production.” Returning to England, Peter opened a Sheffield factory producing a million pieces of own-designed cutlery a year. Challenged by the design limitations of cutlery, in 1990 Peter went back to his roots with an Oxford-based lighting factory. “My goal was to design and produce lights that you are instantly at home with, that will fit easily and comfortably for many years to come,” he explains.

While inspiration is drawn from all quarters - an antique lamp used to keep chicks warm or the searchlight on the back of a toy lorry - authenticity and attention to detail remain at the heart of the collection. Peter has a passion for using raw materials to their best capabilities and creates a harmony of form and material. When a visit to the Stoke-on-Trent shade manufacturer revealed the factory was under threat of closure, Peter promptly took on the business, including all staff. Later, unsatisfied with the finish of commonly-used plastic lighting flex, he replaced it with woven cotton braid snipped off the family iron, soon becoming one of Original BTC's best-loved design features.

A unique figure in British manufacturing, Peter's repertoire includes launching new brands, rescuing struggling British heritage brands and factories as well as designing the group's products, all in conjunction with son Charlie who became Director in 2012.

In 2002, Peter Bowles saved a Stoke-on-Trent tableware manufacturer from closure, creating a new revenue stream for the factory as a producer of bone china light fittings. In 2010, the father-and-son team purchased Davey Lighting, a marine lighting manufacturer founded in East India Docks in the 1880s, preventing its sale to a Belgian company planning to outsource production to the Far East. Determined to produce all components for their two lighting brands on British soil, Peter and Charlie rescued a metalwork factory in Birmingham, also resulting in the launch of a new furniture brand, Bowles & Bowles. They then secured the future of English Antique Glass, the country's only remaining manufacturer of flat glass, used in stained glass windows at York Cathedral and Buckingham Palace. In early 2013, Oxford-based LED lighting manufacturer Beadlight joined their portfolio. Founded in the 1980s, Beadlight designed, engineered and manufactured the first ever low-heat, low-power, LED reading light for commercial aircraft. Only months later, the group's portfolio grew to six brands with the acquisition of 1945 pottery brand Branksome China which had recently ceased production.

MATERIALS



CERAMICS

With a passionate commitment to local manufacturing, where else to produce Original BTC's bone china lights than Stoke-on-Trent, the heart of the British ceramics industry.

For over three centuries, Stoke has been famed for its bone china tableware. Fascinated by the area's rich industrial history, Original BTC founder Peter Bowles set out to create a collection of Stoke-made bone china lights, manufactured according to tradition by the region's master craftspeople. Skill and expertise helped create a beautifully crafted collection of hand-cast translucent and versatile bone china lights.

The highly skilled, labour-intensive process begins with raw clay delivered on pallets to the factory. The clay is mixed with water to create slip, then poured into moulds. Once set, the moulds are split and the shade, base or ceiling rose is removed and left overnight to dry before being smoothed with sponges to remove any lines or imperfections. The items are biscuit fired then brushed once again. Finally, they are dipped in glaze then gloss fired for a natural white finish.

Today, the factory is Original BTC's lifeblood, producing the bone china components synonymous with many of its best-loved designs, including the Hector, Drop, Pembridge and Cosmo, and the latest creations; the Hatton, Fin and Cranton.



GLASSWORKS

Original BTC secured the future of English Antique Glass, the country's only remaining manufacturer of flat glass, in 2011. The specialised flat glass which is produced using artisanal techniques first developed in the twelfth century, is used in stained glass windows at impressive historical buildings, such as York Cathedral and Buckingham Palace.

The Birmingham based glassworks, also produces the glass for the groups light fittings, including Davey Lighting's Well Glass, Exterior Bracket and Pillar lights, and Original BTC's Globe pendants. Glass is mouth-blown using highly skilled labour and the time-intensive process resulting in glass of the finest colour, clarity and brilliance. Unlike homogenous mould-made glass, each piece is unique, with slight variations demonstrating the care and attention with which it is crafted. The seedy glass variety is achieved by adding a potato to the kiln.



METAL WORKS

Dedicated to constructing the beautifully unprocessed metal lighting designs on British soil, Original BTC's Birmingham based factory hand-forms, presses and stamps aluminium, copper and brass shades and bases from their original sheet metal state. The staff are craftspeople able to solder, weld and form to exacting standards. Based in the heart of the country's metal-working industry, the highly skilled workforce use centuries old techniques to produce Davey Lighting's truly authentic and classic lighting designs, some of which originate from East India Docks in the 1880s.



C O N T E N T S



HISTORY	03
PETER BOWLES	05
MATERIALS	06
TABLE LIGHTS	10
FLOOR LIGHTS	38
PENDANT LIGHTS	52
WALL LIGHTS	140
BULKHEAD LIGHTS	216
CEILING LIGHTS	221



DISCOVER

TABLE LIGHTS

BONE CHINA	10
METAL	26
GLASS	34

US-FT620/BR - Oxford Double Table Light

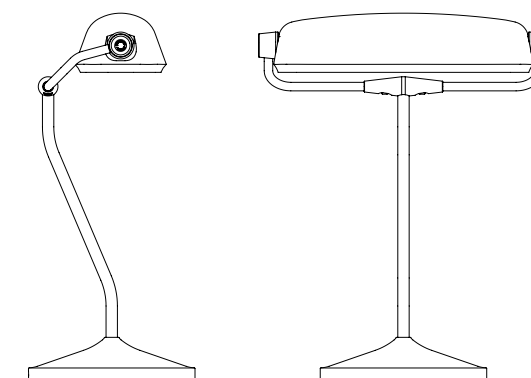


BANKER'S DESK LIGHT

A modern take on the 20th century classic, our Banker's Light is a truly stunning addition to any desk. The handmade bone china shade, and precision-machined brass details deliver timeless style and sophistication. The LED light source has been specifically designed to ensure an even ambient glow, while also providing a concentrated pool of light below.



US-FT700/BR Banker's Desk Light
H: 410 mm x W: 325mm



US-FT700/BR - Banker's Desk Light

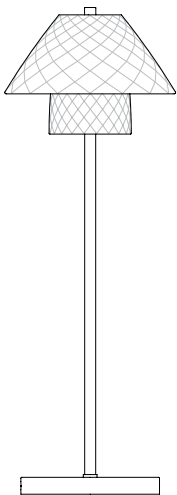
OXFORD DOUBLE TABLE LIGHT

The new range of Oxford Lights explore further creative avenues and offer twice the visual appeal with their twin bone china shades. Both shades have unique textural qualities, which are enhanced by the gentle glow of the light, and elevated by an elegant satin brass stem and detailing. Perfect for creating a cosy yet luxurious environment. The Oxford Table Light also comes fitted with its own LED lamp.



GU10 10W c UL US

US-FT620/BR Oxford Double Table Light, Satin Brass
H: 560 mm x W: 200 mm



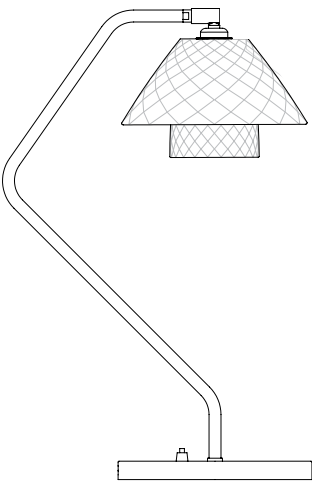
OXFORD DOUBLE DESK LIGHT

The Oxford Desk Light strikes the perfect balance between beauty and practicality; its curved stem and considered bone china shades softly illuminate the room, while also focusing a strong pool of light below.



E27 40W c UL US

US-FT625/BR Oxford Double Desk Light, Satin Brass
H: 500 mm x W: 325 mm





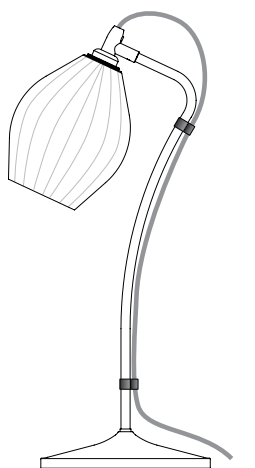
US-FT572N - Fin Table Light

FIN

The Fin Table Light is the latest addition to the popular Fin Collection. Handmade in Stoke-on-Trent, UK, the distinctive bone china shade is angled on to a satin chrome stem and base, with a grey cotton braided cable and inline switch. *H: 19.25" x W: 8.75"*



US-FT572N Fin Table Light





US-FT198N - Hector Medium Dome Table Light, Natural

HECTOR DOME



A British design classic in translucent bone china. The Hector Dome Table Light has a dome shaped moveable shade and smart cotton braided cable. *Available in natural, blue and green bone china and in three different sizes.*

COLOUR OPTIONS ○ ● ●



Hector Small Dome



Hector Medium Dome



Hector Large Dome

E12 40W C UL US

SMALL

H: 18" W: 8" (maximum)

- US-FT018N Hector Small Table, Natural
- US-FT018BL Hector Small Table, Blue
- US-FT018GL Hector Small Table, Green

E26 40W C UL US

MEDIUM

H: 22.5" W: 9.5" (maximum)

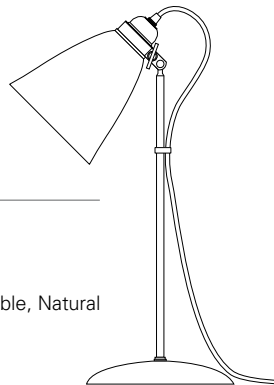
- US-FT198N Hector Medium Table, Natural
- US-FT198BL Hector Medium Table, Blue
- US-FT198GL Hector Medium Table, Green

E26 40W C UL US

LARGE

H: 28" W: 11.75" (maximum)

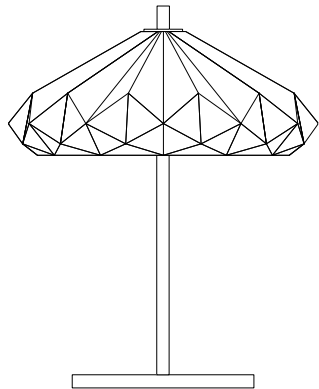
- US-FT197N Hector Large Table, Natural





HATTON 4

A unique style Table Light with a beautiful multi faceted bone china shade.
The Hatton's chrome base and black cotton braided cable provide a contemporary and authentic edge.
H: 21.5" x W: 16.25"



US-FT566N - Hatton 4 Table Light, Black Braided Cable

E26 100W cUL US

US-FT566N Hatton 4 Table Light, Black Braided Cable



US-FT380N - Hector Medium Pleat Table Light, Natural

HECTOR PLEAT

Our classic Hector Table Light with a pleated style bone china shade.
Available in natural bone china and in two sizes.



Hector Small Pleat, Natural

E12 40W c UL US

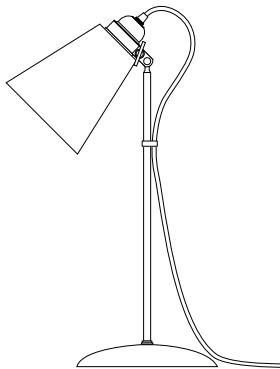
SMALL
H: 15" x W: 8.25" (as photographed)
H: 18.5" W: 8.25" (maximum)

US-FT021N Hector Small Pleat Table Light, Natural

E26 40W c UL US

MEDIUM
H: 18" x W: 9.5" (as photographed)
H: 22.5" W: 9.5" (maximum)

US-FT380N Hector Medium Pleat Table Light, Natural





US-FT555C - Cecil Table Light, Cherry Cone, Sand and Taupe Braided Cable

CECIL

Using Original BTC's trademark of blending the finest materials, the Cecil Table Lights exude quality and simple sophistication. Choose between a narrow or cone shaped wooden stem, in a range of beautiful wooden finishes-cherry, walnut or oak. Each light has an intricate, pleated bone china shade, and sand & taupe braided cable, which complements the wooden base perfectly.

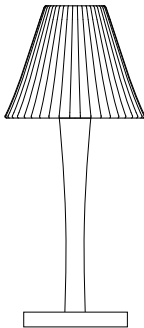
H: 17.25" x D: 7.5"



Cecil, Oak Stem

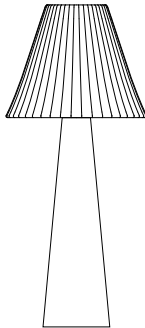


Cecil, Walnut Cone



E26 60W c UL US

- US-FT554C Cecil Table Light, Cherry Stem, Sand and Taupe Braided Cable
- US-FT554W Cecil Table Light, Walnut Stem, Sand and Taupe Braided Cable
- US-FT554O Cecil Table Light, Oak Stem, Sand and Taupe Braided Cable



E26 60W c UL US

- US-FT555C Cecil Table Light, Cherry Cone, Sand and Taupe Braided Cable
- US-FT555W Cecil Table Light, Walnut Cone, Sand and Taupe Braided Cable
- US-FT555O Cecil Table Light, Oak Cone, Sand and Taupe Braided Cable

CIRCLE LINE

Our classic Hector Dome shaped Table Light with bold black & white Circle Line striped shades. Hand painted in Stoke-on-Trent.



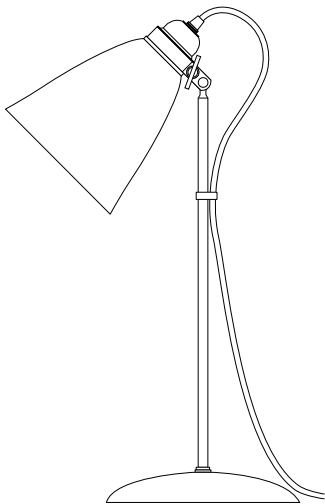
Circle Line Small, Table Light

E12 40W c UL US

US-FT018CL Circle Line Small Table Light, Black & White
H: 18" x W: 8" (maximum)

E26 40W c UL US

US-FT198CL Circle Line Medium, Black & White
H: 22.5" W: 9.5" (maximum)

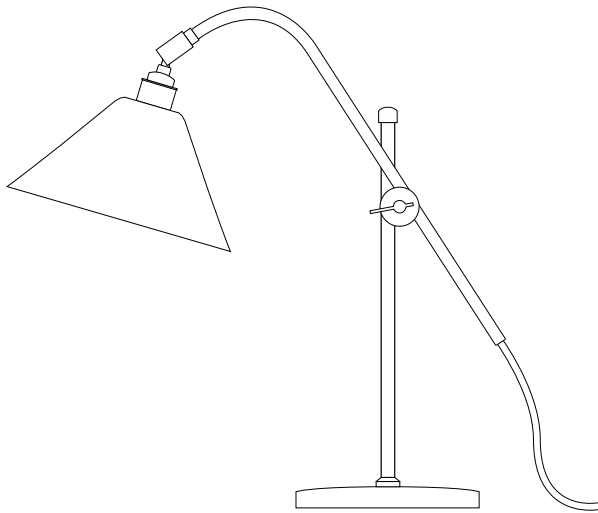


TASK CERAMIC

A natural bone china Task light, with a wide moveable shade.
H: 22" x W: 19" (as photographed) , H: 37.5" x W: 25.25" (maximum)

E26 60W c UL US

US-FT431N Task Ceramic Table Light, Natural

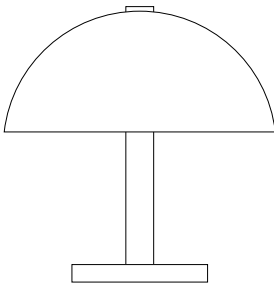


COSMO

The Cosmo Table Lights have a shortened, semi sphere shade and are available in either a smooth, dimpled or stepped bone china finish.
H: 14.5" x D: 12"

E12 40W c UL US

US-FT448N Cosmo Table Light, Smooth
US-FT450N Cosmo Table Light, Dimpled
US-FT449N Cosmo Table Light, Stepped



Cosmo Dimpled



US-FT580SC - Chester Table Light, Satin Copper, Black Braided Cable

CHESTER

A contemporary and clean lined table light, perfectly suited for illuminating desk and table tops. The Chester has a striking satin copper or brass shade with a machined stainless steel stem and base. A black cotton braided cable with an inline switch provides a contemporary and practical detail.

H: 22.5" x W: 6.75"



Chester, Table Light, Satin Brass

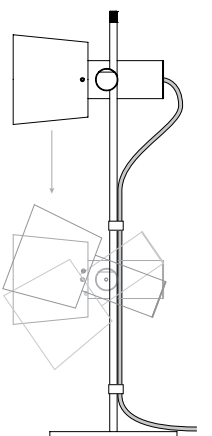


Chester, Table Light, Satin Copper



US-FT580SC Chester Table Light, Satin Copper, Black Braided Cable

US-FT580SB Chester Table Light, Satin Brass, Black Braided Cable





US-FT462KCP - London Table Light, Black, Copper Arm

LONDON

Our iconic desk light, designed by Charlie Bowles. The London light features a spun aluminium semi-sphere shade and a chrome base and arm. Cotton braided cable is woven through the curved arm. Available in black, grey and yellow, with matching braided cable.

H: 17.75" x W: 14.5"

SHADE COLOUR OPTIONS

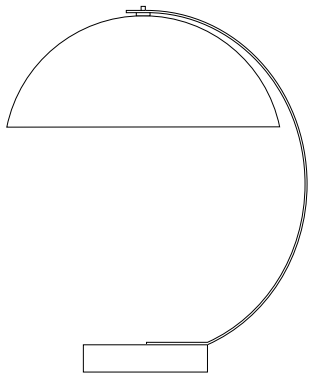


London, Yellow

London, Black



- US-FT462K London, Black with Chrome Base & Arm
- US-FT462Y London, Yellow with Chrome Base & Arm
- US-FT462GR London, Putty Grey with Chrome Base & Arm



HUGO

A stylish Table Light with a curvaceous stem and wide based, positionable shade.

H: 19" x W: 13.75" (as photographed), H: 24.5" x W: 19.75" (maximum)

COLOUR OPTIONS



- US-FT417K Hugo Table Light, Black
- US-FT417W Hugo Table Light, White
- US-FT417C Hugo Table Light, Cream
- US-FT417R Hugo Table Light, Burgundy Red
- US-FT417LP Hugo Table Light, Polished Aluminium



GINGER

A rounded shade Table Light, with an adjustable arm and moveable shade. Available in chrome, white, cream or black painted aluminium.

H: 22.75" x W: 17.75" (as photographed)

H: 26.75",W: 17.75" (maximum)

COLOUR OPTIONS



- US-FT082CH Ginger Table Light, Chrome
- US-FT082C Ginger Table Light, Cream
- US-FT082K Ginger Table Light, Black
- US-FT082W Ginger Table Light, White



VICTOR

Victor Table Lights are ideal for a side table or a study. Stylish chrome detailing with polished edges and available in black, cream and burgundy red.

H: 15.25" x D: 12.5"

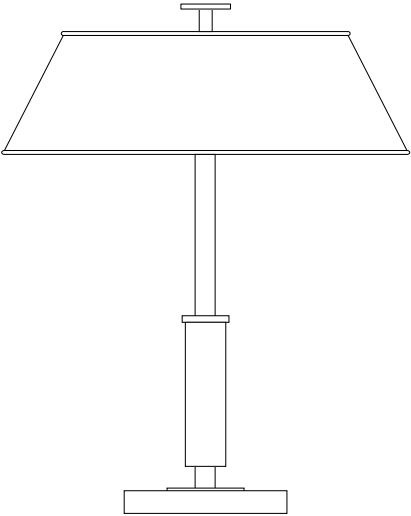
COLOUR OPTIONS



- US-FT407C Victor Table Light, Cream
- US-FT407K Victor Table Light, Black
- US-FT407R Victor Table Light, Burgundy



Victor Table Light, Black





US-FT378LP - Task Table Light, Polished Aluminium

TASK

The Task Table Light is fully adjustable with a cantilever arm and movable shade. *Available in a range of colours.*

H: 22" x W: 17.75" (as photographed), H: 37.5", W: 25.5" (maximum)

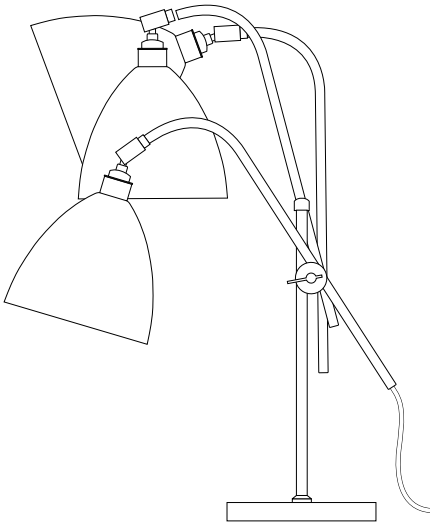
COLOUR OPTIONS



Task, Black



Task, Putty Grey



- | | | | |
|-----------|-------------------------|------------|--------------------------------------|
| US-FT378K | Task Table Light, Black | US-FT378GR | Task Table Light, Putty Grey |
| US-FT378C | Task Table Light, Cream | US-FT378LP | Task Table Light, Polished Aluminium |



US-FT588CO/AN - Walter Table, Size 2, Anthracite and Copper

WALTER




The Walter Table Light has a unique 1960s feel, with a striking combination of either satin copper or brass with a choice of opal or anthracite glass shades. Our squirrel cage light bulbs complement the style beautifully, as do the black cotton braided cable. The lights are available in 2 sizes and they have an integral dimmer on the base.



Walter Size 1, Opal & Brass

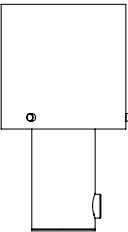




Walter Size 2, Anthracite & Copper

   **SIZE 1** H: 10.75" x D: 6"

- COPPER
US-FT587CO/OP Walter Table Light, Opal & Copper
US-FT587CO/AN Walter Table Light, Anthracite & Copper

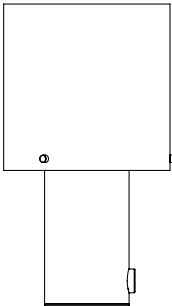
- BRASS
US-FT587BR/OP Walter Table Light, Opal & Brass
US-FT587BR/AN Walter Table Light, Anthracite & Brass



   **SIZE 2** H: 14.25" x D: 8"

- COPPER
US-FT588CO/OP Walter Table Light, Opal & Copper
US-FT588CO/AN Walter Table Light, Anthracite & Copper

- BRASS
US-FT588BR/OP Walter Table Light, Opal & Brass
US-FT588BR/AN Walter Table Light, Anthracite & Brass



PRIMO

A moulded prismatic glass shaded Table Light.

E26 40W c UL US

US-FT311N Primo Table Light
H: 18" x W: 9.5" (as photographed)
H: 22.5", W: 9.5" (maximum)



7521 SHIP'S HOOK LIGHT

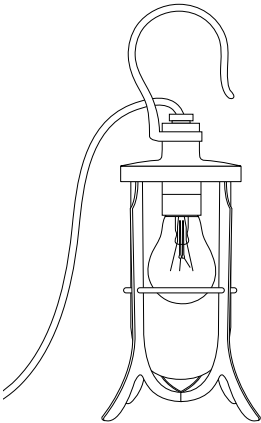
A portable hand-held Table Light, originally designed as a workman's light. It has a hooked top to allow for the light to be suspended.

H: 13" x W: 6"

COLOUR OPTIONS ● ●

E26 40W c UL US

US-DP7521/BR/PO/CL Polished Brass with Clear Glass
US-DP7521/BR/WE/CL Weathered Brass with Clear Glass



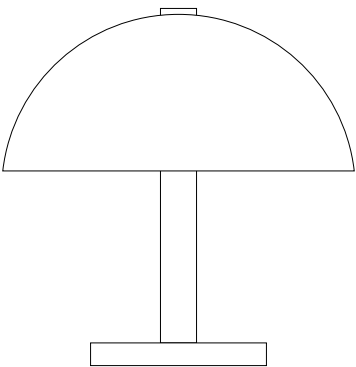
Polished Brass with Clear Glass

COSMO

A ribbed prismatic glass Table Light.

E12 60W c UL US

US-FT451N Cosmo Prismatic Glass Table Light
H: 8.75" x D: 12"



7523 SHIP'S WELL GLASS

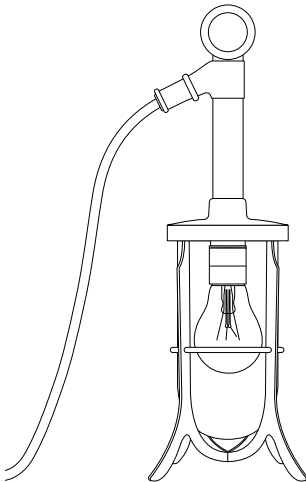
A portable hand-held Table Light, originally designed as a workman's light. It has a looped top to allow for the light to be suspended.

H: 14.5" x W: 6"

COLOUR OPTIONS ● ●

E26 40W c UL US

US-DP7523/BR/PO/CL Polished Brass with Clear Glass
US-DP7523/BR/WE/CL Weathered Brass with Clear Glass



Weathered Brass with Clear Glass



US-FF562N - Hatton 3 Floor Light, Black Braided Cable

DISCOVER

FLOOR LIGHTS

BONE CHINA	40
METAL	46
GLASS	50



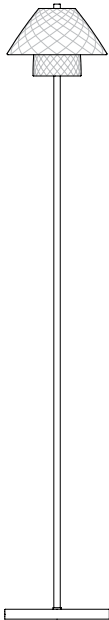
US-FF630/BR - Oxford Double Floor Light, Satin Brass

OXFORD DOUBLE FLOOR LIGHT

The new range of Oxford Lights explore further creative avenues and offer twice the visual appeal with their twin bone china shades. Both shades have unique textural qualities, which are enhanced by the gentle glow of the light, and elevated by an elegant satin brass stem and detailing. Perfect for creating a cosy yet luxurious environment. The Oxford Floor Light also comes fitted with its own LED lamp.



BONE CHINA



GU10 10W cUL US

US-FF630/BR Oxford Double Floor Light, Satin Brass
H: 48.2" x W: 8.1"



FIN

The Fin Floor Light is the latest addition to the popular Fin Collection. Handmade in Stoke-on-Trent, the distinctive bone china shade is angled on to a satin chrome stem and base, with a grey cotton braided cable and inline switch.



US-FF573N Fin Floor Light, Natural
H: 52.75" x W: 8.75"

TASK CERAMIC

A British design classic in translucent bone china. With its moveable shade and smart cotton braided flex, the Hector Pleat Floor Light perfectly combines style and function.



US-FF432N Task Ceramic Floor Light, Natural
H: 52.75" x W: 19.25" (as photographed)
H: 69" x W: 25.5" (maximum)

HECTOR DOME

A British design classic in translucent bone china. The Hector Dome Floor Light has a dome shaped movable shade and smart cotton braided cable. Available in natural, blue and green bone china.

H: 50" x W: 10.75" (as photographed), H: 54" x W: 10.75" (maximum)

COLOUR OPTIONS ☐ ☒ ☐



Hector Dome, Natural



Hector Dome, Blue



Hector Dome, Green



US-FF086N Hector Medium Dome Floor, Natural
US-FF086BL Hector Medium Dome Floor, Blue
US-FF086GL Hector Medium Dome Floor, Green



HECTOR PLEAT

A pleated bone china shade floor light.



US-FF388N Hector Medium Pleat Floor, Natural
H: 50-54" x W: 10.75"



CIRCLE LINE

The Circle Line Floor Light has bold black & white striped shades. Hand painted in Stoke-on-Trent.



US-FF086CL Circle Line Floor Light
H: 54" x W: 10.75"

HATTON 3 & 4

The Hatton Floor Lights have a unique and contemporary design. Their exquisite multi faceted bone china shades, in a choice of styles, matched with chrome bases, provide elegant, sophisticated lighting for interior spaces.



US-FF562N Hatton 3 Floor Light, Black Braided Cable
H: 70.75" x W: 10.25"



US-FF567N Hatton 4 Floor Light, Black Braided Cable
H: 61" x W: 16.25"

CHESTER

A double headed floor light, reflecting the distinctive 1960s inspiration behind the complete Chester range. Exquisite detailing, the Chester Floor Light has two striking satin copper or brass shades with machined stainless steel details and base. *H: 55" x W: 9.25"*



Chester Floor Light, Satin Copper



Chester Floor Light, Satin Brass



US-FF581SC Chester Floor Light, Satin Copper
US-FF581SB Chester Floor Light, Satin Brass



Task, Olive Green

Task, Cream

Task, Putty Grey

TASK

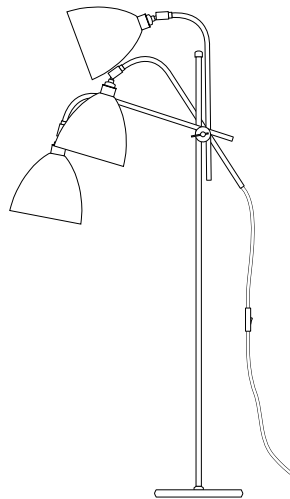
The Task Floor Light has an adjustable cantilever arm and movable shade. Available in a range of colours.

H: 52.75" (as photographed), H: 69" x W: 26.75" (maximum)

COLOUR OPTIONS



US-FF379C Task Floor Light, Cream
US-FF379K Task Floor Light, Black
US-FF379GR Task Floor Light, Putty Grey
US-FF379LP Task Floor Light, Polished Aluminium





US-FF079K - Stirrup 3 Floor, Etched Glass, Black

STIRRUP 3

Stirrup 3 Floor Lights are the ultimate in industrial chic. The freestanding lights and uplighter with positionable shades, are available in Aluminium & Black with frosted glass visors.

COLOUR OPTIONS



Stirrup 3, Black



US-FF079K	Stirrup 3 Floor, Etched Glass, Black
US-FF079N	Stirrup 3 Floor, Etched Glass, Natural Aluminium
	H: 61.75" (as photographed)
	H: 71.75" x W: 18" (maximum)



US-FF463N - Primo Floor Light, Prismatic glass

PRIMO

A moulded glass prismatic shade floor light. The glass shade sparkles and refracts light, providing an even, glare-free illumination. The light has a polished aluminium base and a satin chrome arm.



E26 40W c UL US

US-FF463N Primo Floor Light, Prismatic glass
H: 50" (as photographed)
H: 53.5" x W: 9.75" (maximum)



D I S C O V E R

PENDANT LIGHTS

BONE CHINA	54
METAL	86
GLASS	108
OUTDOOR	134



US-FP620N - Oxford Double Pendant Light, Satin Brass

OXFORD DOUBLE PENDANT

The new range of Oxford Lights explore further creative avenues and offer twice the visual appeal with their twin bone china shades. Both shades have unique textural qualities, which are enhanced by the gentle glow of the light, and suspended from a satin brass ceiling rose. Perfect for creating a cosy yet luxurious environment.

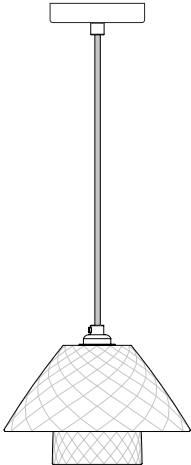


BONE CHINA



E26 40W C UL US

US-FP620N Oxford Double Pendant Light, Satin Brass
H: 6" x W: 8"





US-FP600/BL & FP605/BL - May Pendant Blue, Size 1 & 2

MAY PENDANT

The simple design and clean form of our May Pendant makes for a highly adaptable light, suitable for a wide range of interiors. Its striking hand-painted detail that extends to a complementary ceiling rose, adds a fresh and contemporary feel to this classic pendant. Available in two colourways and two sizes, all suspended by a subtle cotton braided cable.



May Pendant Size 1
Orange




May Pendant Size 2
Blue




FP600/BL May Pendant Size 1 Blue
FP600/OR May Pendant Size 1 Orange
H: 11.2" x W: 3.9"

FP605/BL May Pendant Size 2 Blue
FP605/OR May Pendant Size 2 Orange
H: 7.9" x W: 5"



Size 1



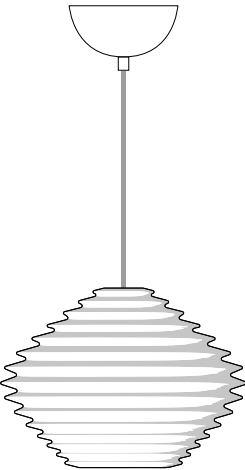
Size 2



US-FP560N - Fin Horizontal Pendant

FIN HORIZONTAL PENDANT

A new direction for the Fin collection that holds equal elegance. Its intricate bone china shade has been inspired by organic forms that, when lit, cleverly accentuates the inherent beauty of its material. Suspended by our trademark cotton braided cable, the Horizontal Fin makes a striking feature in any interior - particularly when combined in multiples of three.



US-FP560N Fin Horizontal Pendant, Natural Bone China, Grey Braided Cable
H: 75" x W: 10.2"



US-FP550N - Fin Medium Pendant Light, Grey Braided Cable

FIN

The Fin is an eye-catching Pendant Light, with a bone china shade that has been moulded into beautiful organic shapes, creating dramatic light and shade when lit. Available in three sizes, the lights are complemented by a unique matching bone china ceiling rose and our trademark cotton braided cable.



Fin, Medium



Fin, Large



Fin, Extra Large

E26 40W c U_L US

US-FP550N Fin Medium, Grey Braided Cable
H: 7.75" x D: 5"

E26 60W c U_L US

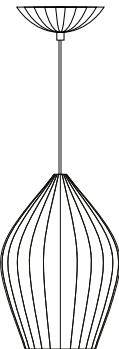
US-FP570N Fin Large, Grey Braided Cable
H: 10.25" x D: 7"

E26 60W c U_L US


US-FP571N Fin Extra Large Pendant, Grey Braided Cable
H: 14" x D: 9.75"



Fin, Medium



Fin, Large



Fin, Extra Large



US-FP550N/7 - Fin Grouping of Seven

FIN GROUPING




Original BTC's favourite Fin pendant is now available in a series of eye-catching groupings, perfectly suited for creating a stunning focal point in sitting rooms, hallways, and dining rooms. The intricate and decorative hand made bone china shades will bring a warm and enhancing glow to any setting, and can be hung at different lengths, depending on personal preference. The exquisite matching ceiling rose, completes the look beautifully.



Fin Grouping of Seven



Fin Grouping of Five



Fin Grouping of Three

E26 3X 40W c UL us

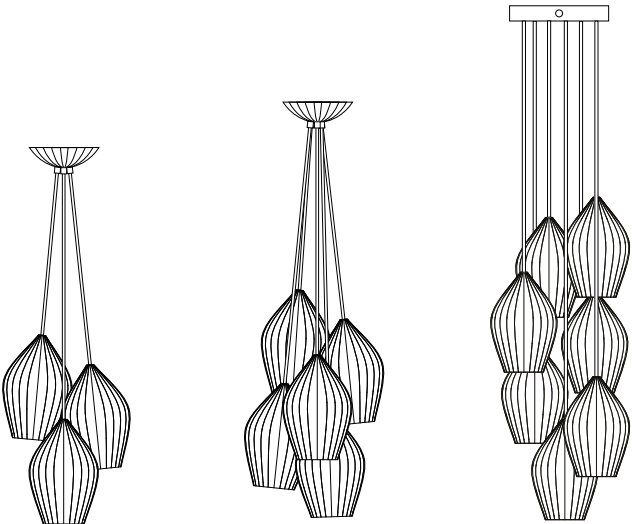
US-FP550N/3 Fin Grouping of Three
H: 14.25" x W: 9.5"

E26 5X 40W c UL us

US-FP550N/5 Fin Grouping of Five
H: 17.25" x W: 10.75"

E26 7X 40W c UL us

US-FP550N/7 Fin Grouping of Seven
H: 29.5" x W: 17"






US-FP453N - Cosmo Stepped Pendant Light, Natural

COSMO

The Cosmo is available as a fixed Pendant and as a Rise & Fall light. They have a shortened, semi sphere shade and come with a smooth, dimpled or stepped bone china finish. The Rise & Fall has an adjustable height, and can be raised or lowered for flexible lighting.

H: 8.75" x D: 12"



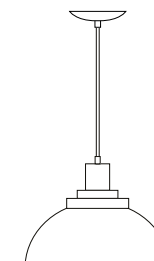
Cosmo, Smooth Pendant



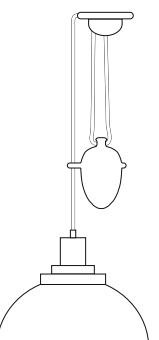
Cosmo Smooth, Rise & Fall



- US-FP452N Cosmo Smooth Pendant Light, Natural
- US-FP454N Cosmo Dimpled Pendant Light, Natural
- US-FP453N Cosmo Stepped Pendant Light, Natural



- US-FP537N Cosmo Smooth Rise & Fall, Natural
- US-FP538N Cosmo Dimpled Rise & Fall, Natural
- US-FP539N Cosmo Stepped Rise & Fall, Natural





US-FP350N - Cobb Rise & Fall Large Pendant Light, Natural

COBB

Based on a Dutch cobblers light, the Cobb Pendant and Rise & Fall lights are crafted from bone china and are available in two sizes. The Rise & Fall has an adjustable height, allowing it to be raised and lowered for flexible lighting.



Cobb Small Pendant

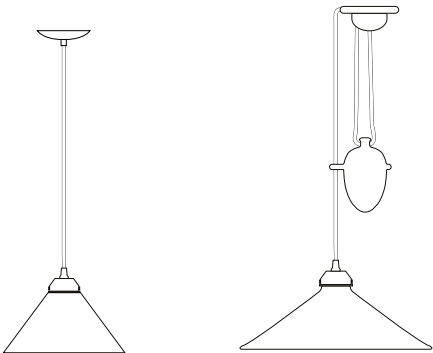


Cobb Large, Rise & Fall



US-FP189W-P Cobb Small Pendant Light, Natural
US-FP189N Cobb Rise & Fall Small Pendant Light, Natural
H: 6.25" x D: 8.75"

US-FP350NP Cobb Large Pendant Light, Natural
US-FP350N Cobb Rise & Fall Large Pendant Light, Natural
H: 6.25" x D: 13.75"



TASK CERAMIC

From the iconic Task range, the ceramic Pendant Light has a contemporary edge. A bone china shade, black cotton braided cable and aluminium ceiling rose.

H: 6.25" x D: 8.75"

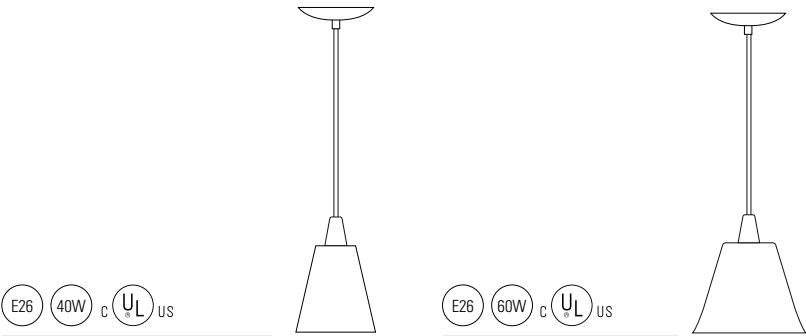


E26 60W c UL US

US-FP436N Task Ceramic Pendant Light, Natural

HECTOR PLEAT

From our classic Hector range comes the Hector Pleat Pendant Light. A pleated style bone china shade, available in two sizes.



E26 40W c UL US

US-FP156N
Hector Medium Pleat Pendant Light, Natural
H: 7" x D: 4.75"

E26 60W c UL US

US-FP131N
Hector Large Pleat Pendant Light, Natural
H: 8" x D: 7.5"



Hector Medium Pleat
Pendant Light, Natural

CHRISTIE

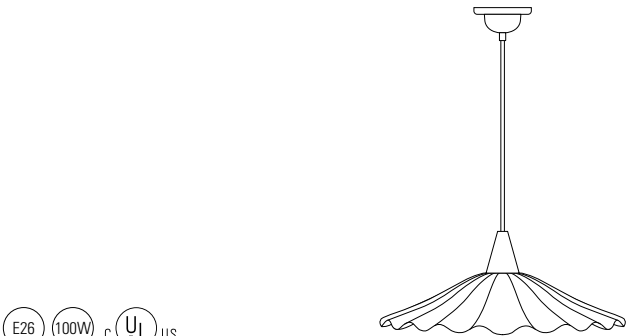
An exquisitely hand crafted bone china pendant light, with a shade that has been inspired by the rolling ocean waves. Bone china has been heated & moulded to create this eye-catching Christie light, available either as a Rise & Fall or Pendant light. Our trademark sand & taupe braided cable and bone china ceiling rose finish the design off beautifully. H: 7.75" x D: 18.5"



Christie Pendant



Christie Pendant, Rise & Fall



E26 100W c UL US

US-FP575N Christie Pendant, Sand & Taupe Braided Cable



E26 100W c UL US

US-FP576N Christie Pendant, Rise & Fall, Sand & Taupe Braided Cable



US-FP552N - Cranton Hexagonal Pendant Light, Sand and Taupe Braided Cable

CRANTON



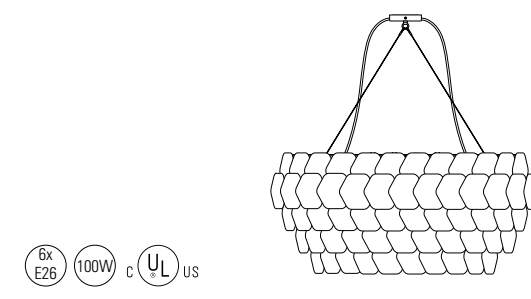
The Cranton Pendant is a magnificent statement piece, perfectly suited for hallways, bedrooms and sitting rooms. Eye-catching both when lit or unlit, there are two styles: the wider shaped Oval pendant and the more angular Hexagonal shaped pendant. Each version is made up of multiple, overlapping hexagon shaped bone china discs, which when lit, produce a warm, ambient light with striking forms and shadows.




Cranton Oval Pendant



Cranton Hexagonal Pendant



US-FP549N
Cranton Oval Pendant Light, Sand and Taupe Braided Cable
H: 15.75" x W: 34.75"



US-FP552N
Cranton Hexagonal Pendant Light, Sand and Taupe Braided Cable
H: 15.75" x W: 30"

CIRCLE LINE

The Circle Line & Linear Drop Pendant Lights have bold black & white striped shades. Hand painted in Stoke-on-Trent. Available in black & white.



CIRCLE LINE DROP

H: 9.5" x D: 6"

E26 60W c UL US

US-FP345CL Circle Line Drop Pendant Light



CIRCLE LINE

H: 8" x D: 6"

E26 60W c UL US

US-FP132CL Circle Line Pendant Light



PEMBRIDGE

Overlapping tiers of fine bone china discs, gently diffuse light to create a soft, atmospheric glow. The Pembridge Pendant Light is available in 3 sizes.



Pembridge Size 1

Pembridge Size 2

Pembridge Size 3

E26 100W c UL US

US-FP440N
Pembridge Size 1 Pendant Light, Natural
H: 11" x D: 13.5"

E26 150W c UL US

US-FP441N
Pembridge Size 2 Pendant Light, Natural
H: 11" x D: 17.25"

E26 150W c UL US

US-FP442N
Pembridge Size 3 Pendant Light, Natural
H: 11" x D: 22.5"

DROP PENDANTS

The elegant Drop Pendant Lights provide atmospheric lighting. Crafted out of bone china, the lights are available in an array of shapes & styles. The lights can be displayed individually or grouped together for maximum impact. Finishes include natural matt and natural gloss.



DROP ONE SMALL

H: 8.25" x D: 5"



Drop One Small,
Natural Matt

E26 40W c UL US

US-FP433N Drop One Small Pendant Light, Natural Gloss
US-FP434N Drop One Small Pendant Light, Natural Matt

DROP TWO

H: 6.5" x D: 8"



Drop Two,
Natural Matt

E26 60W c UL US

US-FP385N Drop Two Pendant Light, Natural Gloss
US-FP435N Drop Two Pendant Light, Natural Matt

DROP ONE

H: 9.5" x D: 6"

E26 60W c UL US

US-FP345N Drop One Pendant Light, Natural Gloss
US-FP346NM Drop One Pendant Light, Natural Matt



Drop One, Natural Gloss

DROP ONE LARGE

H: 14.5" x D: 9"



Drop One Large,
Natural Gloss

E26 60W c UL US

US-FP490GL Drop One Large Pendant Light, Natural Gloss
US-FP490WM Drop One Large Pendant Light, Natural Matt

DROP ZERO

H: 12.75" x D: 5.5"



Drop Zero,
Natural Gloss

E26 60W c UL US

US-FP459N Drop Zero Pendant Light, Natural Gloss
US-FP459M Drop Zero Pendant Light, Natural Matt



US-FP346NM - Drop One Pendant Light, Natural Matt

DROP GROUPINGS

Drop Groupings are made up of multiple drop pendants. Available in combinations of different shaped shades, the groupings have flexibility in terms of the hanging length (from 15.75" to 55") and how customers would like them to be arranged.

DROP ONE GROUPING OF ELEVEN

H: 55" x W: 23.75"

E26 11X 11W c UL US

US-FP445N Drop One Grouping of Eleven Pendant Light, Natural Gloss

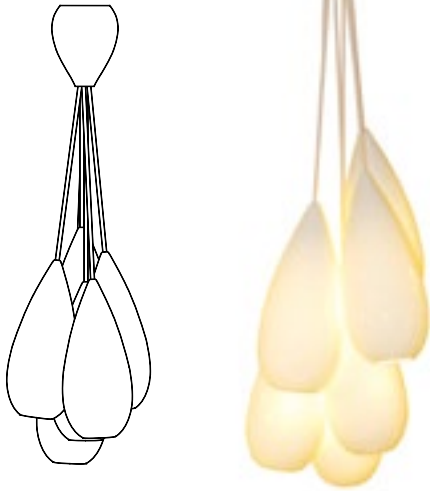


DROP ZERO GROUPING OF SIX

H: 55" x W: 15.75"

E26 6X 11W c UL US

US-FP469N Drop Zero Grouping of Six Pendant Light, Natural Gloss



DROP ZERO GROUPING OF NINE

H: 55" x W: 19.75"

E26 9X 11W c UL US

US-FP466N Drop Zero Grouping of Nine Pendant Light, Natural Gloss



DROP ONE GROUPING OF SIX

H: 55" x W: 23.5"

E26 6X 11W c UL US

US-FP444N Drop One Grouping of Six Pendant Light, Natural Gloss



US-FP466N - Drop Zero Grouping of Nine Pendant Light, Natural Gloss



US-FP371N - Hector Size 4 Pendant Light, Natural

HECTOR

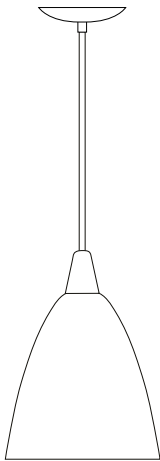
The Hector Pendant Light is a British design classic in translucent bone china.
Available in 4 sizes, each light comes with cotton braided cable.



Hector Size 2, Natural



Hector Size 3, Natural



E26 40W C UL US

US-FP193N
Hector Size 1 Pendant, Natural
H: 6.75" x D: 4.75"

E26 60W C UL US

US-FP132N
Hector Size 2 Pendant, Natural
H: 8" x D: 5.75"

E26 100W C UL US

US-FP370N
Hector Size 3 Pendant, Natural
H: 9.75" x D: 7.75"

E26 100W C UL US


US-FP371N
Hector Size 4 Pendant, Natural
H: 11.75" x D: 9.25"

HATTON PENDANTS

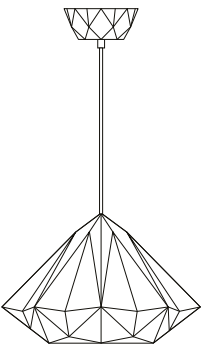

Hatton Pendant Lights have intricately beautiful bone china shades. Using highly skilled & labour intensive processes, bone china has been transformed in to multifaceted, symmetrical, gem-like forms. When switched off the lights have an angular sculptural beauty, and when switched on they provide warm, ambient lighting with dramatic lines and shadows. The lights are available in 5 different shade designs. Each have a complementing faceted bone china ceiling rose, with a contrasting black cotton braided cable, providing a contemporary edge. For a truly iconic statement piece, choose one of the Grouping of Three or Triangular Grouping styles.



Hatton 1



Hatton 2



US-FP547N Hatton 1 Pendant Light
H: 6" x W: 8.25 "



US-FP557N Hatton 2 Pendant Light
H: 9" x W: 13.75 "



US-FP564N - Hatton 4, Black Braided Cable



Hatton 4



US-FP564N Hatton 4, Black Braided Cable
H: 7" x D: 16.25 "



Hatton 5



US-FP569N Hatton 5, Black Braided Cable
H: 7.75" x D: 18.5 "



US-FP558N - Hatton 1, Triangular Grouping, Black Braided Cable


HATTON PENDANTS




Hatton 1, Triangular Grouping



Hatton 1, Grouping of three



US-FP558N Hatton 1 Triangular Grouping, Black Braided Cable
H: 25.5"(up to 80") x W: 23.5"



US-FP548N Hatton 1 Grouping of Three, Black Braided Cable
H: 25.5"(up to 80") x W: 15.25"



US-FP551N - Hatton 3 Pendant Light, Black Braided Cable

HATTON PENDANTS



Hatton 3



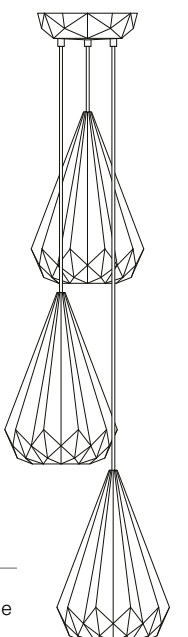
Hatton 3, Grouping of three



US-FP551N Hatton 3, Black Braided Cable
H: 12.5" x D: 18.5"



US-FP556N Hatton 3, Grouping of Three, Black braided cable
H: 32.25" x W: 15.75"



ADJUSTABLE STIRRUP PENDANTS

The Stirrup Pendant Lights are the ultimate in industrial chic. Available in 3 sizes, in either natural Aluminium or painted white or black. The lights have adjustable shades with brackets, which can be tilted and fixed at angles.

COLOUR OPTIONS



Stirrup 1, Aluminium



Stirrup 2, Black



Stirrup 3, White

STIRRUP 1 *H: 8.25" x D: 4.25"*

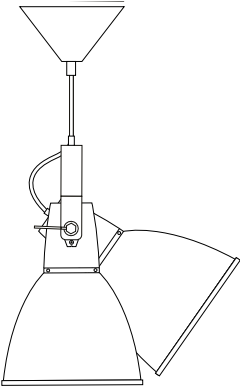
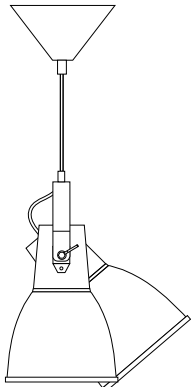
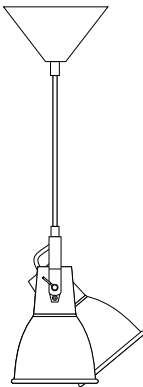
- US-FP202N Stirrup 1 Pendant Light, Natural Aluminium
- US-FP202K Stirrup 1 Pendant Light, Black

STIRRUP 2 *H: 14.25" x D: 7.5"*

- US-FP519N Stirrup 2 Pendant Light, Natural Aluminium
- US-FP519K Stirrup 2 Pendant Light, Black

STIRRUP 3 BRACKET *H: 19.75" x D: 10.25"*

- US-FP525N Stirrup 3 Bracket Pendant Light, Natural Aluminium
- US-FP525K Stirrup 3 Bracket Pendant Light, Black
- US-FP525W Stirrup 3 Bracket Pendant Light, White



ALUMINIUM PENDANTS

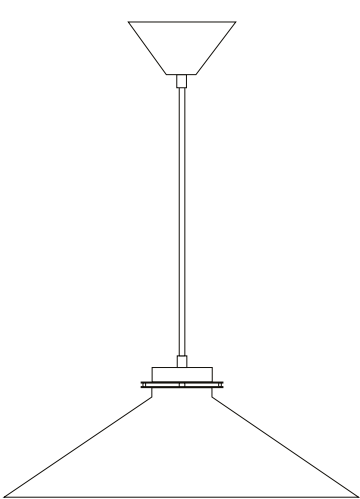


METAL

Original BTC has a diverse selection of aluminium pendant lights, perfectly suited for lighting kitchens and dining areas. The Titan, BB1, Task and Paxo Pendants are available with a polished aluminium finish, as well as in an array of brightly painted colours.

CODIE PENDANT

H: 7" x D: 17"



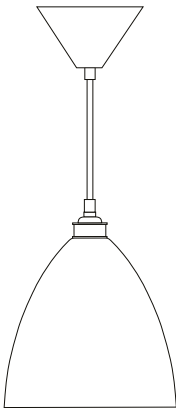
E26 100W c UL US

US-FP354N Codie Pendant Light, Polished Aluminium

TASK

H: 9.5" x D: 8.25"

COLOUR OPTIONS



Task, Black



Task, Putty Grey

E26 100W c UL US

- | | | | |
|-----------|---------------------------|------------|--|
| US-FP389K | Task Pendant Light, Black | US-FP389GR | Task Pendant Light, Putty Grey |
| US-FP389C | Task Pendant Light, Cream | US-FP389LP | Task Pendant Light, Polished Aluminium |

BB1

COLOUR OPTIONS



BB1, Black



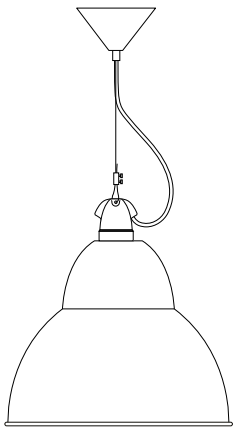
BB1, Aluminium



BB1, Yellow



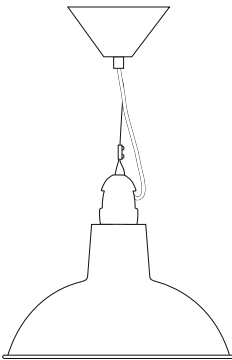
US-FP518K BB1 Pendant Light, Black
US-FP518Y BB1 Pendant Light, Yellow
US-FP518LP BB1 Pendant Light, Polished Aluminium
H: 11.75" x D: 11.75"



PAXO

H: 9.25" x D: 11.75"

COLOUR OPTIONS



Paxo, Light Blue



Paxo, White



US-FP034K Paxo Pendant Light, Black
US-FP034C Paxo Pendant Light, Cream
US-FP034BL Paxo Pendant Light, Light Blue
US-FP034GL Paxo Pendant Light, Light Green
US-FP034W Paxo Pendant Light, White
US-FP034N Paxo Pendant Light, Aluminium



US-FP034W - Paxo Pendant Light, White



US-FP457HC - Stanley Medium Pendant Light, Hammered Copper

STANLEY



The Stanley Pendant Lights are hand spun from brass, copper or nickel plated brass with either a hammered or smooth finish. A dramatic hammered Black nickel finish has been added to the range, updating the collection while complementing the existing range. All lights have matching coloured ceiling roses, with black cotton braided cables. The lights are available in 3 sizes which can be grouped together or mix metals for an eclectic look.

COLOUR OPTIONS



Stanley Small,
Hammered Black Nickel



Stanley Medium, Hammered Brass



Stanley Large, Nickel Plated



SMALL
H: 8" x D: 7"

US-FP456HB	Stanley, Hammered Brass
US-FP456HC	Stanley, Hammered Copper
US-FP456HN	Stanley, Hammered Nickel Plated
US-FP456PB	Stanley, Polished Brass
US-FP456PC	Stanley, Polished Copper
US-FP456PN	Stanley, Polished Nickel Plated
US-FP456BNH	Stanley, Hammered Black Nickel



MEDIUM
H: 10.75" x D: 9"

US-FP457HB	Stanley, Hammered Brass
US-FP457HC	Stanley, Hammered Copper
US-FP457HN	Stanley, Hammered Nickel Plated
US-FP457PB	Stanley, Polished Brass
US-FP457PC	Stanley, Polished Copper
US-FP457PN	Stanley, Polished Nickel Plated
US-FP457BNH	Stanley, Hammered Black Nickel



LARGE
H: 13" x D: 10.5"

US-FP458HB	Stanley, Hammered Brass
US-FP458HC	Stanley, Hammered Copper
US-FP458HN	Stanley, Hammered Nickel Plated
US-FP458PB	Stanley, Polished Brass
US-FP458PC	Stanley, Polished Copper
US-FP458PN	Stanley, Polished Nickel Plated
US-FP458BNH	Stanley, Hammered Black Nickel

GIANT

The Giant range is inspired by traditional factory fittings, creating a clean-lined industrial style. Giant pendants are fitted with black cotton braided cable and are supplied with industrial wired glass to prevent glare and diffuse the light.



Giant 1 Pendant Light



SIZE 0 *H: 9.75" x D: 12.75"*

US- FP233N/GL00W Giant 0 Pendant Light, Natural Aluminium with Wired Glass



SIZE 1 *H: 11.5" x D: 14.25"*


US-FP066N/GL01W Giant 1 Pendant Light, Natural Aluminium with Wired Glass



SIZE 2 *H: 13.5" x D: 16"*

US-FP065N/GL02W Giant 2 Pendant Light, Natural Aluminium with Wired Glass

Wired Glass Visor



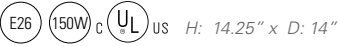
TITAN PENDANT LIGHTS

An original 1940s design, often seen in factories, offices, stations and industrial units of the period. The Titan range is made of Aluminium and is available in a choice of sizes and in a wide range of painted colours, with bronze, gold or white coloured interiors. The lights have an optional etched glass visor, which helps to diffuse light and reduce glare. All lights feature a black cotton braided cable.

COLOUR OPTIONS



TITAN SIZE 1



H: 14.25" x D: 14"

- | | |
|--------------|---|
| US-FP005N | Titan Size 1 Pendant Light, Natural Aluminium |
| US-FP005K/W | Titan Size 1 Pendant Light, Black with White Interior |
| US-FP005G/W | Titan Size 1 Pendant Light, Olive Green with White Interior |
| US-FP005GR/W | Titan Size 1 Pendant Light, Putty Grey with White Interior |
| US-FP005R/W | Titan Size 1 Pendant Light, Red with White Interior |
| US-FP005Y/W | Titan Size 1 Pendant Light, Yellow with White Interior |
| US-FP005W/W | Titan Size 1 Pendant Light, White with White Interior |



Titan Size 1, White with White Interior



WITH GLASS VISOR *H: 14.25" x D: 14.25"*

- | | |
|------------------|---|
| US-FP005K/GL01E | Titan Size 1 Pendant Light, Black with Etched Glass |
| US-FP005N/GL01E | Titan Size 1 Pendant Light, Natural Aluminium with Etched Glass |
| US-FP005G/GL01E | Titan Size 1 Pendant Light, Olive Green with Etched Glass |
| US-FP005GR/GL01E | Titan Size 1 Pendant Light, Putty Grey with Etched Glass |
| US-FP005W/GL01E | Titan Size 1 Pendant Light, White with Etched Glass |
| US-FP005R/GL01E | Titan Size 1 Pendant Light, Red with Etched Glass |
| US-FP005Y/GL01E | Titan Size 1 Pendant Light, Yellow with Etched Glass |



Titan Size 1, Putty Grey with Etched Glass



WITH COLOURED INTERIOR *H: 14.25" x D: 14"*

- | | |
|---------------|--|
| US-FP005K/BR | Titan Size 1 Pendant Light, Black with Bronze Interior |
| US-FP005G/BR | Titan Size 1 Pendant Light, Olive Green with Bronze Interior |
| US-FP005GR/BR | Titan Size 1 Pendant Light, Putty Grey with Bronze Interior |
| US-FP005R/GO | Titan Size 1 Pendant Light, Red with Gold Interior |
| US-FP005W/GO | Titan Size 1 Pendant Light, White with Gold Interior |



Titan Size 1, Black with Bronze Interior



US-FP033Y/GL03E - Titan Size 3 Pendant Light, Yellow with Etched Glass

TITAN SIZE 3

COLOUR OPTIONS



E26 150W c UL US H: 16.75" x D: 18"

- | | |
|--------------|---|
| US-FP033K/W | Titan Size 3 Pendant Light, Black with White Interior |
| US-FP033N | Titan Size 3 Pendant Light, Natural Aluminium |
| US-FP033G/W | Titan Size 3 Pendant Light, Olive Green with White Interior |
| US-FP033GR/W | Titan Size 3 Pendant Light, Putty Grey with White Interior |
| US-FP033R/W | Titan Size 3 Pendant Light, Red with White Interior |
| US-FP033Y/W | Titan Size 3 Pendant Light, Yellow with White Interior |
| US-FP033W/W | Titan Size 3 Pendant Light, White with White Interior |



Titan Size 3, White with White Interior

E26 100W c UL US WITH GLASS VISOR H: 16.75" x D: 18.25"

- | | |
|------------------|---|
| US-FP033K/GL03E | Titan Size 3 Pendant Light, Black with Etched Glass |
| US-FP033N/GL03E | Titan Size 3 Pendant Light, Natural Aluminium with Etched Glass |
| US-FP033G/GL03E | Titan Size 3 Pendant Light, Olive Green with Etched Glass |
| US-FP033GR/GL03E | Titan Size 3 Pendant Light, Putty Grey with Etched Glass |
| US-FP033R/GL03E | Titan Size 3 Pendant Light, Red with Etched Glass |
| US-FP033Y/GL03E | Titan Size 3 Pendant Light, Yellow with Etched Glass |
| US-FP033W/GL03E | Titan Size 3 Pendant Light, White with Etched Glass |



Titan Size 3, Natural Aluminium with Etched Glass

E26 150W c UL US WITH COLOURED INTERIOR H: 16.75" x D: 18"

- | | |
|---------------|--|
| US-FP033K/BR | Titan Size 3 Pendant Light, Black with Bronze Interior |
| US-FP033G/BR | Titan Size 3 Pendant Light, Olive Green with Bronze Interior |
| US-FP033GR/BR | Titan Size 3 Pendant Light, Putty Grey with Bronze Interior |
| US-FP033R/GO | Titan Size 3 Pendant Light, Red with Gold Interior |
| US-FP033W/GO | Titan Size 3 Pendant Light, White with Gold Interior |



Titan Size 3, Red with Gold Interior





US-FP077N/GL05E - Titan Size 5 Pendant Light, Natural Aluminium With Etched Glass

TITAN PENDANT SIZE 5

COLOUR OPTIONS



E26 (150W) c UL US H: 19.75" x D: 22"

US-FP077W/W	Titan Size 5 Pendant Light, White With White Interior
US-FP077Y/W	Titan Size 5 Pendant Light, Yellow With White Interior
US-FP077R/W	Titan Size 5 Pendant Light, Red With White Interior
US-FP077GR/W	Titan Size 5 Pendant Light, Putty Grey With White Interior
US-FP077G/W	Titan Size 5 Pendant Light, Olive Green With White Interior
US-FP077N	Titan Size 5 Pendant Light, Natural Aluminium
US-FP077K/W	Titan Size 5 Pendant Light, Black With White Interior



Titan Size 5, Yellow with White Interior

E26 (150W) c UL US WITH GLASS VISOR H: 19.75" x D: 22.25"

US-FP077R/GL05E	Titan Size 5 Pendant Light, Red With Etched Glass
US-FP077K/GL05E	Titan Size 5 Pendant Light, Black With Etched Glass
US-FP077G/GL05E	Titan Size 5 Pendant Light, Olive Green With Etched Glass
US-FP077GR/GL05E	Titan Size 5 Pendant Light, Putty Grey With Etched Glass
US-FP077W/GL05E	Titan Size 5 Pendant Light, White With Etched Glass
US-FP077Y/GL05E	Titan Size 5 Pendant Light, Yellow With Etched Glass
US-FP077N/GL05E	Titan Size 5 Pendant Light, Natural Aluminium With Etched Glass



Titan Size 5, Black with Etched Glass

E26 (150W) c UL US WITH COLOURED INTERIOR H: 19.75" x D: 22"

US-FP077GR/BR	Titan Size 5 Pendant Light, Putty Grey With Bronze Interior
US-FP077R/GO	Titan Size 5 Pendant Light, Red With Gold Interior
US-FP077G/BR	Titan Size 5 Pendant Light, Olive Green With Bronze Interior
US-FP077K/BR	Titan Size 5 Pendant Light, Black With Bronze Interior
US-FP077W/GO	Titan Size 5 Pendant Light, White With Gold Interior



Titan Size 5, Olive with Bronze Interior



7380

An industrial style pendant light with galvanised hardware and a hooked handle. It is available in 2 sizes, in lightly polished aluminium.



E26 100W

MEDIUM
US-DP7380/M/AL Medium 7380, Aluminium
US-DP7380/M/BL Medium 7380 Pendant, Black
US-DP7380/M/LG Medium 7380 Pendant, Light Grey
US-DP7380/M/WH Medium 7380 Pendant, White

LARGE
US-DP7380/L/AL Large 7380, Aluminium
US-DP7380/L/BL Large 7380 Pendant, Black
US-DP7380/L/LG Large 7380 Pendant, Light Grey
US-DP7380/L/WH Large 7380 Pendant, White

H: 22.5" x D: 17.25"

Medium 7380, Aluminium

Medium 7380 Pendant, Black

Medium 7380 Pendant, Light Grey

Medium 7380 Pendant, White

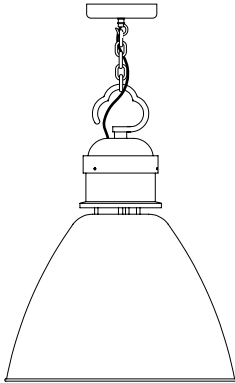
H: 26.75" x D: 20.75"

Large 7380, Aluminium

Large 7380 Pendant, Black

Large 7380 Pendant, Light Grey

Large 7380 Pendant, White



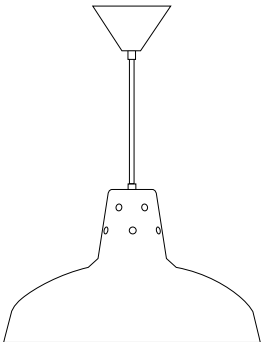
Medium 7380, Aluminium

7201 FACTORY LIGHT

Spun aluminium reflector pendant light, used originally in industrial and commercial locations. The light's deeper profile allows space for larger low energy lamps to be used. H: 11" x D: 16.75"

E26 100W c UL US

US-DP7201/AL Factory Light Polished Aluminium White Interior



7242 CARGO CLUSTER LIGHT

Steel Ship's Cargo Cluster Pendant Light in a galvanised finish, with a protective galvanised guard. It features either a six lampholder cluster or a single central lampholder.

H: 12.5" x D: 20.75"

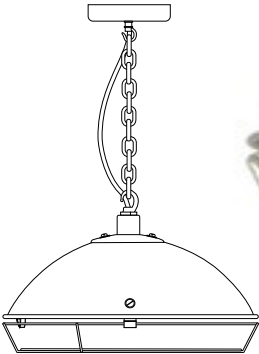


E26 100W c UL US

US-DP7242/GA/1ES
Cargo Cluster Light With Protective Guard, 1xE26, Galvanised

E26 6x 40W c UL US

US-DP7242/GA/6E26
Cargo Cluster Light With Protective Guard, 6xE26, Galvanised

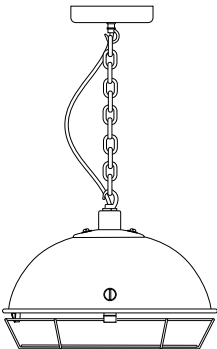


7238 STEEL WORKING LIGHT

Working Light in steel, with a galvanised finish and with a guard. H: 12.5" x D: 16.5"

E26 100W c UL US

US-DP7238/GA/1ES
Steel Working Light With Protective Guard, Galvanised





US-DP7200/CO/PO/WH - School Pendant Light Polished Copper with White Interior

7200 SCHOOL LIGHTS

Davey Lighting's iconic spun School Lights are available as Pendant Lights, fixed on a metal chain, with a silicone cable. The lights are made in either aluminium or copper, with different finishes.

COLOUR OPTIONS



*School Light, Weathered Copper with
Polished Copper Interior*

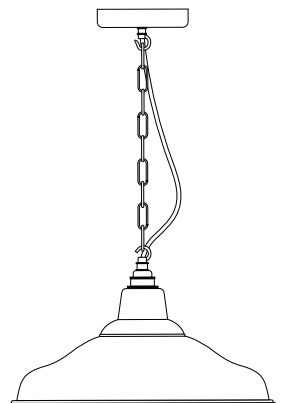


*School Light Painted Putty Grey
with White Interior*



US-DP7200/PG
US-DP7200/CO/WE/PO
US-DP7200/CO/PO/WH

School Pendant Light Painted Putty Grey, with White Interior
School Pendant Light Weathered Copper, with Polished Copper Interior
School Pendant Light Polished Copper, with White Interior
H: 9.75" x D: 15.75"





US-DP7679/GA/CL - Well Glass Pendant, Galvanised, Clear Glass

7679 WELL GLASS PENDANT

Simple iron pendants with screw type well glass. Galvanised finish with brass suspension loop and cable entry. Suspended using stainless steel wire from a ceiling hook plate.

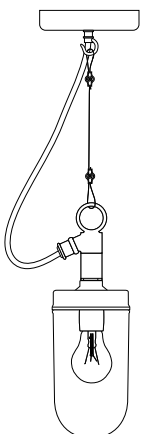


Well Glass, Frosted



US-DP7679/GA/CL
US-DP7679/GA/FR

Well Glass Pendant, Galvanised, Clear Glass
Well Glass Pendant, Galvanised, Frosted Glass
H: 13" x W: 4"



7165, 7164 & 7163 SPUN REFLECTORS

Originally an agricultural reflector the 7165, 7164 & 7163 Spun Pendants are available in aluminium and copper with a range of finishes, including polished and weathered. The shades are created by spinning sheet metal over a chuck, or mould, in order to create the desired shape.

COLOUR OPTIONS



US-DP7165/CO/WE/PO



US-DP7165/CO/WPOCGLH

E26 60W c UL US

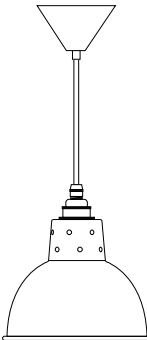
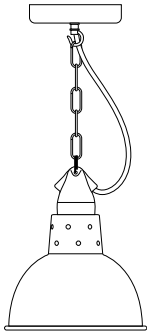
7165 SMALL SPUN REFLECTOR WITH A CERAMIC SUSPENSION
The porcelain suspension lamp holder is supplied as standard with 4.9 feet of cable, chain and a matching ceiling hook plate.
H: 8.5" x D: 7.5"

- | | |
|--------------------|--|
| US-DP7165/AL | Spun Reflector with Suspension Lampholder Polished Aluminium |
| US-DP7165/BL | Spun Reflector with Suspension Lampholder Painted Black |
| US-DP7165/CO/WE | Spun Reflector with Suspension Lampholder Weathered Copper |
| US-DP7165/CO/WE/PO | Spun Reflector with Suspension Lampholder Weathered Copper, Polished Copper interior |

E26 60W c UL US

7165 SMALL SPUN REFLECTOR WITH A CORD GRIP LAMPHOLDER
H: 7.75" x D: 7.5"

- | | |
|-------------------------|---|
| US-DP7165/AL/CGLH | Spun Reflector with Cord Grip Lampholder, Polished Aluminium |
| US-DP7165/BL/CGLH | Spun Reflector with Cord Grip Lampholder Painted Black |
| US-DP7165/CO/PO/CGLH | Spun Reflector with Cord Grip Lampholder Polished Copper |
| US-DP7165/CO/WE/CGLH | Spun Reflector with Cord Grip Lampholder Weathered Copper |
| US-DP7165/CO/WE/PO/CGLH | Spun Reflector with Cord Grip Lampholder Weathered Copper, Polished Copper interior |



7164 SPUN REFLECTOR

H: 13.5" x D: 15.75"

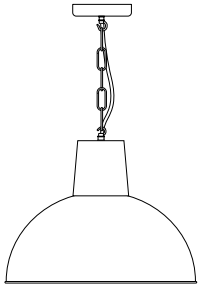
COLOUR OPTIONS



US-DP7164/CO/WE/PO

E26 100W c UL US

- | | |
|--------------------|---|
| US-DP7164/AL | Spun Reflector, Medium, Polished Aluminium |
| US-DP7164/CO/WE/PO | Spun Reflector, Medium, Weathered, Polished Copper interior |



7163 LARGE SPUN REFLECTOR

H: 18" x D: 23.5"

COLOUR OPTIONS

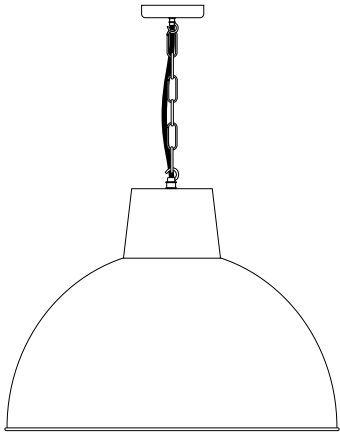


US-DP7163/AL

US-DP7163/CO/WE/PO

E26 150W c UL US

- | | |
|--------------------|---|
| US-DP7163/AL | Spun Reflector Large, Polished Aluminium |
| US-DP7163/CO/WE/PO | Spun Reflector, Large, Weathered Copper, Polished Copper Interior |





US-DP7125/OO/CL/WE - Ship's Small Decklight, Weathered Copper, Clear Glass

7125 SMALL DECKLIGHT

Small decklight available in polished copper or weathered copper, with brass fittings and a clear or opal well glass. A hook is fitted for a chain suspension.

COLOUR OPTIONS



US-DP7125/OO/CL/WE



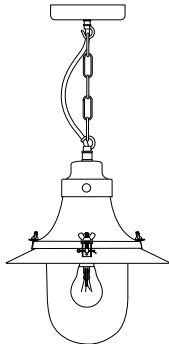
US-DP7125/CO/CL



US-DP7125/OO/OP/WE

E26 100W C UL US

- | | |
|--------------------|---|
| US-DP7125/CO/CL | Ship's Small Decklight, Polished Copper, Clear Glass |
| US-DP7125/CO/OP | Ship's Small Decklight, Polished Copper, Opal Glass |
| US-DP7125/OO/CL/WE | Ship's Small Decklight, Weathered Copper, Clear Glass |
| US-DP7125/OO/OP/WE | Ship's Small Decklight, Weathered Copper, Opal Glass |
- H: 17.25" x D: 10.75"



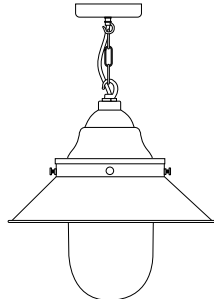
7244 LARGE DECK LIGHT

Large Deck Light in a weathered finish, with either clear or opal well glass. Clear only



E26 150W C UL US

- | | |
|--------------------|---|
| US-DP7244/OO/CL/WE | Ship's Large Deck Light, Weathered, Clear Glass |
|--------------------|---|
- H: 15.75" x D: 14.5"





WALTER

The Walter Pendant has a unique 1960s feel, with a striking combination of satin copper or satin brass body and either opal or anthracite glass shades. Our squirrel cage light bulbs complement the style beautifully, as do the black cotton braided cable and matching ceiling rose. The lights are available in two sizes.



Walter Size 1, Opal & Brass



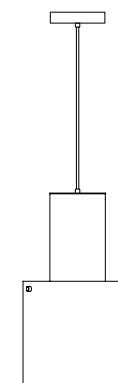
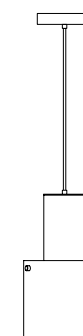
Walter Size 2, Anthracite & Copper

E26 60W C UL US SIZE 1

US-FP585CO/OP Walter Pendant, Opal & Copper
 US-FP585CO/AN Walter Pendant, Anthracite & Copper
 US-FP585BR/OP Walter Pendant, Opal & Brass
 US-FP585BR/AN Walter Pendant, Anthracite & Brass
 H: 10.75" x D: 6"

E26 60W C UL US SIZE 2

US-FP586CO/OP Walter Pendant, Opal & Copper
 US-FP586CO/AN Walter Pendant, Anthracite & Copper
 US-FP586BR/OP Walter Pendant, Opal & Brass
 US-FP586BR/AN Walter Pendant, Anthracite & Brass
 H: 14.25" x D: 7.75"



US-FP586BR/AN - Walter Pendant, Size 2, Anthracite & Brass



US-FP542AN/BR - Large Globe, Anthracite & Brass with black braided cable

GLOBE

Elegant glass Globe Pendant Lights, available in 3 sizes and in various glass finishes and colours. Choose between an opal, anthracite, clear seedy or anthracite seedy glass shade, with polished chrome or brass metalwork. An exposed squirrel cage light bulb can be used to illuminate the glass, adding contemporary style. The black cotton braided cable complements the design.



E26 60W cUL US

SMALL H: 11" x D: 7.75"

- | | |
|------------------|---|
| US-FP540OP/BR | Small Globe, Opal & Brass, Black Braided Cable |
| US-FP540AN/BR | Small Globe, Anthracite & Brass, Black Braided Cable |
| US-FP540OP/CH | Small Globe, Opal & Chrome, Black & White Braided Cable |
| US-FP540AN/CH | Small Globe, Anthracite & Chrome, Black & White Braided Cable |
| US-FP540AN/SE/BR | Small Globe, Anthracite Seedy Brass, Black Braided Cable |
| US-FP540AN/SE/CH | Small Globe, Anthracite Seedy & Chrome, Black & White Braided Cable |
| US-FP540CL/SE/BR | Small Globe, Clear Seedy & Brass, Black Braided Cable |
| US-FP540CL/SE/CH | Small Globe, Clear Seedy & Chrome, Black & White Braided Cable |



Small Globe, Opal & Brass

E26 60W cUL US

MEDIUM H: 15" x D: 11.75"

- | | |
|------------------|--|
| US-FP541OP/BR | Medium Globe, Opal & Brass, Black braided cable |
| US-FP541AN/BR | Medium Globe, Anthracite & Brass, Black braided cable |
| US-FP541OP/CH | Medium Globe, Opal & Chrome, Black & White braided cable |
| US-FP541AN/CH | Medium Globe, Anthracite & Chrome, Black & White braided cable |
| US-FP541AN/SE/BR | Medium Globe, Anthracite Seedy & Brass, Black braided cable |
| US-FP541AN/SE/CH | Medium Globe, Anthracite Seedy & Chrome, Black & White braided cable |
| US-FP541CL/SE/BR | Medium Globe, Clear Seedy & Brass, Black braided cable |
| US-FP541CL/SE/CH | Medium Globe, Clear Seedy & Chrome, Black & White braided cable |



Medium Globe, Seedy Clear and Chrome

E26 60W cUL US

LARGE H: 19" x D: 15.75"

- | | |
|---------------|---|
| US-FP542AN/CH | Large Globe, Anthracite & Chrome with Black & White braided cable |
| US-FP542AN/BR | Large Globe, Anthracite & Brass with Black braided cable |
| US-FP542OP/CH | Large Globe, Opal & Chrome with Black & White braided cable |
| US-FP542OP/BR | Large Globe, Opal & Brass with Black braided cable |



Large Globe, Anthracite & Brass



US-FP610/AN/WE - Brompton, Size 2, Anthracite Glass

BROMPTON

The Brompton combines simplicity with elegance. The smooth anthracite glass shade has a classical cylindrical shape, which is hand blown in our glass factory in England. Available in three sizes, the Brompton has a weathered brass ceiling rose and attractive chrome detailing on the cord grip. Pair it with our squirrel cage light bulb, to create an enhancing and illuminating glow.



Brompton, Size 1
Anthracite Glass Pendant



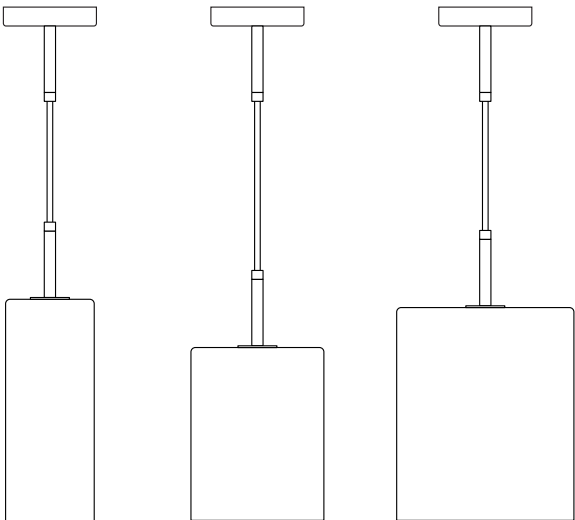
Brompton, Size 2
Anthracite Glass Pendant



Brompton, Size 3
Anthracite Glass Pendant



US-FP610/AN/WE	Brompton, Size 1 Anthracite Glass Pendant H: 13.5" x D: 4"
US-FP611/AN/WE	Brompton, Size 2 Anthracite Glass Pendant H: 11.25" x D: 6"
US-FP612/AN/WE	Brompton, Size 3 Anthracite Glass Pendant H: 13" x D: 7.75"



PRISMATIC PENDANTS

A selection of glass shaded pendant lights featuring Original BTC's signature cotton braided cable. The moulded prismatic glass shades sparkle and refract light, providing an even, glare-free illumination. Choose from the Phane, inspired by a Paris Metro light, the Coolie or Circus. The Coolie is available as an adjustable Rise & Fall light.

COOLIE



E26

100W

C

UL

US

US-FP300N Coolie Prismatic Pendant Light
H: 7" x D: 11.75"

COOLIE
RISE & FALL



E26

100W

C

UL

US

US-FP297N Coolie Prismatic Rise and Fall
H: 7" x D: 11.75"

PRISMATIC SMALL



E26

60W

C

UL

US

US-FP481N Prismatic Small Pendant Light
H: 7" x D: 5.25"

PRISMATIC LARGE





E26

100W

C

UL

US

US-FP482N Prismatic Large Pendant Light
H: 9.75" x D: 8"

PHANE LARGE



E26

100W

C

UL

US

US-FP468N Phane Large Prismatic Pendant Light
H: 13.5" x D: 16.75"

PHANE



E26

100W

C

UL

US

US-FP249N Phane Prismatic Pendant Light
H: 10.75" x D: 12.5"

COSMO



E26

100W

C

UL

US

US-FP455N Cosmo Prismatic Pendant Light
H: 8.75" x D: 12"

CIRCUS



E26

60W

C

UL

US

US-FP309N Circus Prismatic Pendant Light
H: 6.25" x D: 6.25"



US-DP8200/M/AN/BR - Glass School Pendant Light, Anthracite and Brass

GLASS SCHOOL

Davey Lighting's iconic School Light form has been repurposed in anthracite, opal and clear glass, giving the classic design a new and fresh dimension. Now available in two sizes, each glass shade is hand blown in our glass factory, and fitted with an attractive brass or weathered brass chain and ceiling rose. The anthracite and clear glass shades show off the filament exposed light bulb.



Glass School Pendant Size 1,
Anthracite & Weathered Brass



Glass School Pendant Size 2,
Clear & Brass



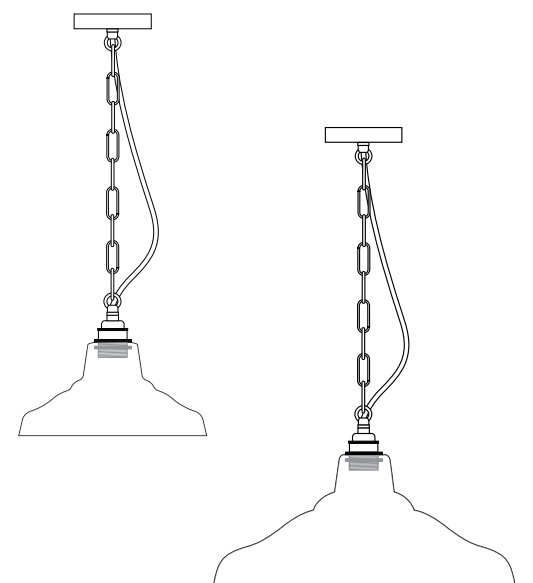
SIZE 1 H: 7.75" x D: 9.75"

US-DP8200/S/OP/BR	Glass School Pendant Light, Opal and Brass
US-DP8200/S/OP/WE	Glass School Pendant Light, Opal and Weathered Brass
US-DP8200/S/CL/BR	Glass School Pendant Light, Clear and Brass
US-DP8200/S/CL/WE	Glass School Pendant Light, Clear and Weathered Brass
US-DP8200/S/AN/BR	Glass School Pendant Light, Anthracite and Brass
US-DP8200/S/AN/WE	Glass School Pendant Light, Anthracite and Weathered Brass



SIZE 2 H: 9.5" x D: 15.25"

US-DP8200/M/OP/BR	Glass School Pendant Light, Opal and Brass
US-DP8200/M/OP/WE	Glass School Pendant Light, Opal and Weathered Brass
US-DP8200/M/CL/BR	Glass School Pendant Light, Clear and Brass
US-DP8200/M/CL/WE	Glass School Pendant Light, Clear and Weathered Brass
US-DP8200/M/AN/BR	Glass School Pendant Light, Anthracite and Brass
US-DP8200/M/AN/WE	Glass School Pendant Light, Anthracite and Weathered Brass





US-DP8165/ANWE - Glass York Pendant ,Size 1, Anthracite and Brass

GLASS YORK

The York Pendant is one of Davey Lighting’s latest designs, taking inspiration from Davey’s traditional ‘spun reflectors’. Available in two sizes, the hand blown glass shades come in a range of muted colours. The clear or anthracite glass shades allow the filament exposed light bulb to be seen, creating a dramatic effect when lit. Choose the opal glass shade for a more diffused and softer illumination. Each light has a complementing brass or weathered brass chain detailing and ceiling rose.



Glass York Pendant Size 1,
Clear & Brass



Glass York Pendant Size 1,
Opal & Weathered Brass



Glass York Pendant Size 2,
Opal & Brass



Glass York Pendant Size 2,
Clear & Weathered Brass



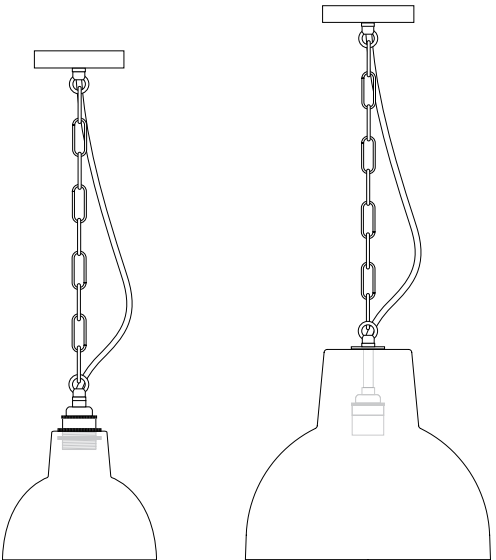
SIZE 1 *H: 8.75" x D: 7.25"*

- | | |
|-----------------|--|
| US-DP8165/OP/BR | Glass York Pendant, Opal and Brass |
| US-DP8165/OP/WE | Glass York Pendant, Opal and Weathered Brass |
| US-DP8165/CL/BR | Glass York Pendant, Clear and Brass |
| US-DP8165/CL/WE | Glass York Pendant, Clear and Weathered Brass |
| US-DP8165/AN/BR | Glass York Pendant, Anthracite and Brass |
| US-DP8165/AN/WE | Glass York Pendant, Anthracite and Weathered Brass |



SIZE 2 *H: 11.5" x D: 11.5"*

- | | |
|-----------------|--|
| US-DP8164/OP/BR | Glass York Pendant, Opal and Brass |
| US-DP8164/OP/WE | Glass York Pendant, Opal and Weathered Brass |
| US-DP8164/CL/BR | Glass York Pendant, Clear and Brass |
| US-DP8164/CL/WE | Glass York Pendant, Clear and Weathered Brass |
| US-DP8164/AN/BR | Glass York Pendant, Anthracite and Brass |
| US-DP8164/AN/WE | Glass York Pendant, Anthracite and Weathered Brass |





US-DP8300/M/OP/WE - Hampton Pendant, Size 2, Opal and Weathered Brass

HAMPTON

The Hampton Pendant Light has been hand made using an original blend of prime materials and finishes. Taking inspiration from marine naval ships, the lights have been created using specialist techniques. Opal glass has been hand blown to create a classic light, whilst the addition of ceramic and weathered brass fittings, provide an individual touch. IP rated, the Hampton will hang comfortably in any interior, including bathrooms and exterior porches and hallways.



Hampton Pendant, Size 1,
Opal and Weathered Brass

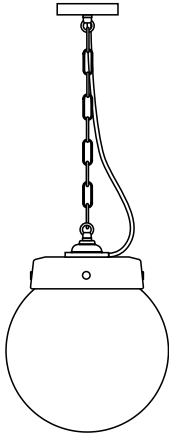
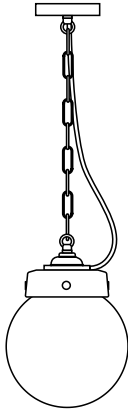


Hampton Pendant, Size 2,
Opal and Weathered Brass

E26 60W IP44 c UL US

US-DP8300/S/OP/WE Hampton Pendant, Size 1, Opal and Weathered Brass
H: 11.75" x D: 7.75"

US-DP8300/M/OP/WE Hampton Pendant, Size 2, Opal and Weathered Brass
H: 15.25" x D: 11.75"



PINE

The Pine Pendant is an elegant IP rated light. Opal glass has been hand blown in our own glass factory, to create a classic and enduring shape. The combination of opal glass with ceramic and weathered brass fittings, is a cutting edge design of premium quality. Available in two sizes, the opal glass will provide a soft and warm illumination.



Pine Pendant, Size 1



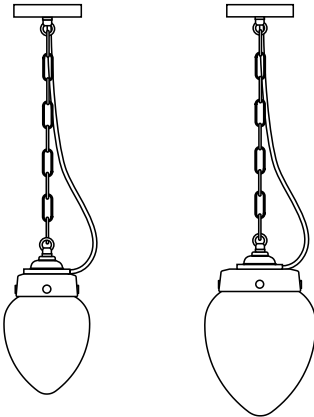
Pine Pendant, Size 2

E26 40W IP44 c UL US

US-DP8350/S/OP/WE Pine Pendant, Size 1, Opal and Weathered Brass
H: 10.75" x D: 5.25"

E26 60W IP44 c UL US

US-DP8350/M/OP/WE Pine Pendant, Size 2, Opal and Weathered Brass
H: 13.5" x D: 7.25"



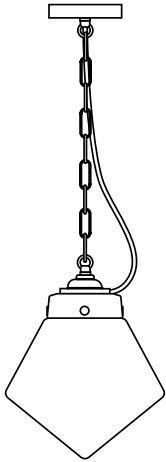
POINT

The Point Pendant is a very distinctive design with a great mix of materials including opal glass, ceramic and weathered brass. The opal glass shade provides a flattering and warm illumination. This product is suitable for many locations as it is IP rated.



E26 60W IP44 c UL US

US-DP8400/OP/WE Point Pendant, Opal and Weathered Brass
H: 12.75" x D: 9.5"





US-DP7213/PE/BR/PO - Pillar Pendant Light, Polished Brass

7213 PILLAR

The Pillar Pendant Light has a distinctive Art Deco look. Inspired by 1920s ship saloon lights, the slim and elegant silhouette has a soft tone LED lamp and is available in polished brass, weathered brass and chrome plated. A driver is supplied and must be installed remotely (in void or recess above fitting).

H: 15.75" x W: 4"

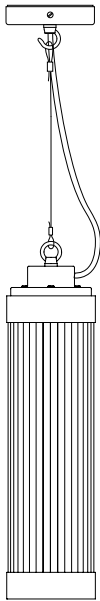
COLOUR OPTIONS



Pillar, Chrome Plated



Pillar, Weathered Brass



- US-DP7213/PE/BR/PO Pillar Pendant Light, Polished Brass
- US-DP7213/PE/BR/WE Pillar Pendant Light, Weathered Brass
- US-DP7213/PE/CP Pillar Pendant Light, Chrome Plated



US-DP7651/BR/WE/CL - Hex Pendant Light, Weathered Brass

7651 HEX

The Hex Pendant Light has 6 glass sides, with a weathered brass frame. Available as a narrow pendant or with a wider, broader base. This larger size has 3 lamps, creating a striking architectural silhouette for internal settings. Elegant and robust, the lights are supplied with 4.9 feet of cable and chain and with a matching ceiling hook plate.



Hex Pendant



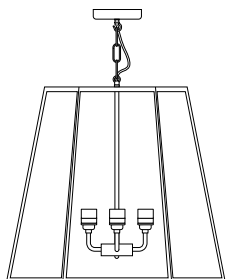
Hex Pendant, Extra Large



US-DP7651/BR/WE/CL
Hex Pendant, Weathered Brass
H: 13.75" x W: 8.25"



US-DP7651/XL/BR/WE/CL
Hex Pendant, Extra Large, Weathered Brass
H: 20.75" x W: 22"





US-DP7639/BR/WE/CL - Square Pendant, External Glass, Weathered Brass, Clear Glass

GLASS BOX & QUAD PENDANTS



Glass Box & Quad lantern style Pendant Lights, are available in a variety of styles and sizes. Popular for lighting hallways and reception rooms, the Pendant Lights provide a striking feature in both traditional and contemporary interiors.

7649 NARROW BOX

H: 15" x W: 5"



E26 60W c UL US

US-DP7649/PE/BR/WE/CL
Narrow Box, Externally Glazed, Weathered Brass, Clear Glass

7639/20 SMALL SQUARE

H: 15" x W: 7.75"



E26 100W c UL US

US-DP7639/20/BR/WE/CL
Small Square Pendant, Externally Glazed, Weathered Brass, Clear

7639 MEDIUM SQUARE PENDANT

H: 17.75" x W: 10"



E26 100W c UL US

US-DP7639/BR/WE/CL
Square Pendant, Externally Glazed, Weathered Brass, Clear Glass

7639 XL PENDANT

H: 23.5" x W: 15.25"



E26 4x 60W c UL US

US-DP7639/4ELE/BR/WE/CL
Square Pendant, Externally Glazed, XL & 4 L/holders, Weathered Brass, Clear



7636 SMALL QUAD

H: 11.5" x W: 11.5"



E26 60W c UL US

US-DP7636/BR/WE/PE
Quad, Internally Glazed, Small, Weathered Brass, Clear Glass

7636 MEDIUM QUAD

H: 11.5" x W: 11.5"



E26 100W c UL US

US-DP7636/M/BR/WE
Quad, Internally Glazed, Medium, Weathered Brass, Clear Glass

7636 LARGE QUAD

H: 17" x W: 17"



E26 100W c UL US

US-DP7636 /L/BR/WE
Quad, Internally Glazed, Large, Weathered Brass, Clear Glass

7636 XL QUAD

H: 20.75" x W: 22"



E26 4x 60W c UL US

US-DP7636/XL/BR/WE
Quad, XL and 4 Lamp Holders, Weathered Brass, Clear Glass

US-DP7636/M/BR/WE - Quad, Internally Glazed, Medium, Weathered Brass, Clear

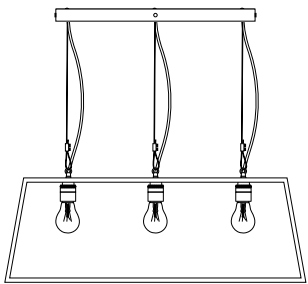


US-DP7632/BR/WE/125 - Diner, Internally Glazed, 125, Weathered Brass, Clear Glass

7632 DINER 75 & 125

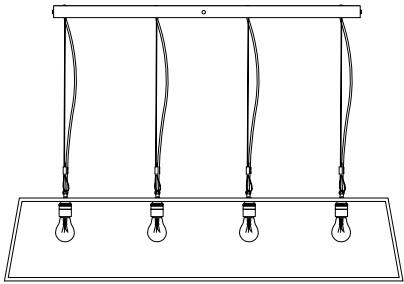


The Diner Light is an iconic statement piece from Davey Lighting. Crafted out of weathered brass, the lights look best hung over a dining room or kitchen table. The lights are available in two sizes and our squirrel cage light bulbs complement the design beautifully.



E26 3x 60W c UL US

US-DP7632/BR/WE/75 Diner, Internally Glazed 75, Weathered Brass
H: 10" x W: 29.5"

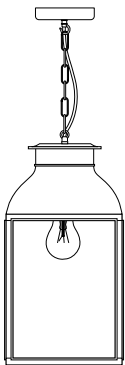


E26 4x 60W c UL US

US-DP7632/BR/WE/125 Diner, Internally Glazed, 125, Weathered Brass
H: 10" x W: 49.25"

0277 LANTERN

A classic Lantern Pendant Light in weathered brass. Suspended on a weathered brass hook with 4.9 feet of chain. Glass on four sides, with a closed top.



E26 60W c UL US

US-DP0277/WE/CL Lantern, Weathered Brass, Clear Glass
H: 16.5" x W: 8.25"



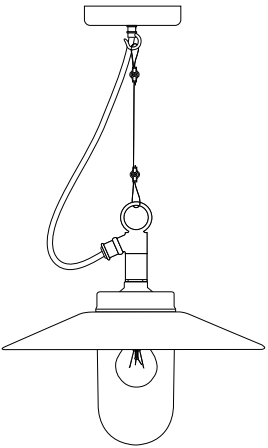
US-DP7680/PE/GM/CL/IP44 - Well Glass Pendant With Visor, Gunmetal, Clear Glass, IP44

7680 PENDANT

A classic, continental style well glass fitting light with screw glass. Crafted out of galvanised iron or raw sand blasted bronze, the light has a heavy cast construction and is suitable for exterior use.

H: 13" x D: 12.25"

COLOUR OPTIONS  



US-DP7680/PE/GA/CL/IP44



US-DP7680/PE/GM/FR/IP44

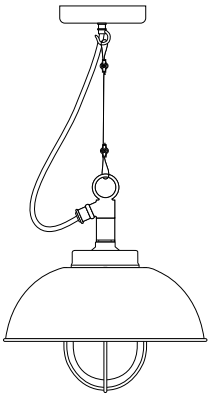
E26 60W IP44 cUL US

- | | |
|-------------------------|--|
| US-DP7680/PE/GA/CL/IP44 | Well Glass Pendant With Visor, Galvanised, Clear Glass, IP44 |
| US-DP7680/PE/GA/FR/IP44 | Well Glass Pendant With Visor, Galvanised, Frosted Glass, IP44 |
| US-DP7680/PE/GM/CL/IP44 | Well Glass Pendant With Visor, Gunmetal, Clear Glass, IP44 |
| US-DP7680/PE/GM/FR/IP44 | Well Glass Pendant With Visor, Gunmetal, Frosted Glass, IP44 |

7222 SHIPYARD

Deck light, with cast metal hardware and a durable copper or galvanised reflector. A sturdy brass wire guard, protects the well glass- available in clear or frosted. H: 13.5" x D: 11.75"

COLOUR OPTIONS  



US-DP7222/CO/CL



US-DP7222/GA/FR

E26 60W IP44 cUL US

- | | |
|-----------------|---|
| US-DP7222/CO/CL | Shipyard Pendant, Copper, Clear Glass |
| US-DP7222/CO/FR | Shipyard Pendant, Copper, Frosted Glass |
| US-DP7222/GA/CL | Shipyard Pendant, Galvanised, Clear Glass |
| US-DP7222/GA/FR | Shipyard Pendant, Galvanised, Frosted Glass |



7638 EXTERIOR SQUARE PENDANTS



Exterior Square Box Pendant Lights in weathered brass and externally glazed. The lights are suspended on a weathered brass hook with 4.9 feet of chain. Glass on four sides, with a closed top for exterior use. 3 sizes available.

7638/20 SMALL

H: 15.75" x W: 7.75"



E26 100W IP43 C UL US

US-DP7638/20/BR/WE/CL
Small Square Pendant, Externally glazed, Weathered Brass, Clear

7638 MEDIUM

H: 18.5" x W: 10"



E26 100W IP43 C UL US

US-DP7638/BR/WE/CL
Square Pendant, Externally glazed, Closed Top, Weathered Brass, Clear

7638/4ELE EXTRA LARGE

H: 24.25" x W: 15"



E26 4x 60W IP43 C UL US

US-DP7638/4ELE/BR/WE/CL Square Pendant, XL & 4 L/H, Closed Top, Weathered Brass

US-DP7638/BR/WE/CL - Square Pendant, Externally glazed, Closed Top, Weathered Brass, Clear
(NB Image shows UK ceiling rose, for USA version please refer to product picture and drawings on opposite page)

7635 QUAD

Four different sized Quad Pendants in weathered brass. Suspended on a weathered brass hook 4.9 feet of chain. Glass on four sides, with a closed top for exterior use.



7635 EXTERIOR SMALL QUAD

H: 8.5" x W: 7"



E26 60W IP43 c UL US

US-DP7635/BR/WE/PE Quad Small, Closed Top, Weathered Brass, Clear

7635 EXTERIOR MEDIUM QUAD

H: 12.25" x W: 11.5"



E26 100W IP43 c UL US

US-DP7635/M/BR/WE Quad Medium, Closed Top, Weathered Brass, Clear

7635 EXTERIOR LARGE QUAD

H: 17.75" x W: 17.75"



E26 100W IP43 c UL US

US-DP7635/L/BR/WE Quad Large, Closed Top, Weathered Brass, Clear

7635 EXTERIOR X-LARGE QUAD

H: 21.75" x W: 22"



E26 4x 60W IP43 c UL US

US-DP7635/XL/BR/WE Quad XL, Closed Top, 4 L/holders, Weathered Brass, Clear

7523 & 7524 MARINE WELL GLASS PENDANTS



Cast Brass Pendant, with a protective brass guard in a weathered finish. Well suited to porches and hallways. The lights are available with or without a reflector and in a choice of clear or frosted glass. Featuring a brass suspension loop and cable entry, the lights are suspended using a blackened steel wire from a ceiling hook plate.



DP7523/PE/BR/WE/CL



DP7524/PE/BR/WE/FR

E26 60W IP44 c UL US 7523

US-DP7523/PE/BR/WE/CL Ship's Well Glass, Clear Glass, Weathered Brass
US-DP7523/PE/BR/WE/FR Ship's Well Glass, Frosted Glass, Weathered Brass
H: 14.25" x D: 9"

E26 60W IP44 c UL US 7524

US-DP7524/PE/BR/WE/CL Ship's Well Glass, Clear Glass, Weathered Brass
US-DP7524/PE/BR/WE/FR Ship's Well Glass, Frosted Glass, Weathered Brass
H: 14.25" x D: 4"



DISCOVER

WALL SCONCES

BONE CHINA	142
METAL	156
GLASS	178
OUTDOOR	202

*US- DP8350/S/BRKT/OP/WE - Pine Wall Light, Size 1, Opal and Weathered Brass
(NB Image shows UK backplate, for USA version please refer to product picture and drawings on P171)*



US-FW595N - Oxford 2 Bone China Pitched Wall Light

OXFORD



BONE CHINA

The Oxford Wall Light encompasses Original BTC’s notable skill of creating new and diverse forms out of bone china. The quilted bone china shade not only exudes quality, but when lit, it creates an interesting and rich tonal illumination, as the light interacts with the shade’s surface. Handmade in Stoke-on-Trent, the smooth, contemporary bone china base complements the style, making it an attractive option for hallways, bedrooms and kitchens. Choose between a pitched or conical style, depending on the space-the wider pitched shade is more open with a larger light spread, whilst the conical option offers a concentrated direct down light source.



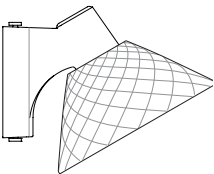
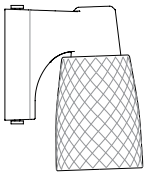
Oxford 1 Wall Light



Oxford 2 Wall Light

E26 40W cUL us

- US-FW590N Oxford 1 Bone China Wall Light
H: 7" x P: 5.75"
- US-FW595N Oxford 2 Bone China Pitched Wall Light
H: 7.25" x P: 9"



FIN

The Fin Wall Light is the latest addition to the popular Fin Collection. Handmade in Stoke-on-Trent, the distinctive bone china shade is angled on to a satin chrome stem and base, with a toggle switch.

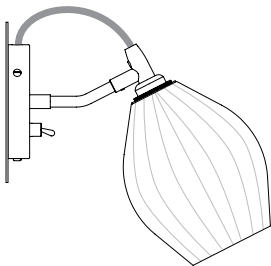
H: 8" x P: 9.75" D: 5"



Fin, Wall Light

E26 40W cUL us

- US-FW574N Fin Wall Light





US-FW317N - Hector Medium Dome Wall Light, Natural

HECTOR DOME



A British design classic in translucent bone china, the Hector Dome Wall Light has a positionable shade and a smart cotton braided cable. It provides stylish and practical, space-saving ambient lighting. Available in a range of mounting options to accommodate a variety of installations, choose between the standard Wall and Switched Wall for hard-wired solutions, or the Clip and PSC (Plug, Switch & Cable) fittings where hard wiring is not feasible and greater flexibility is required.

For a variation on the dome shape, select the pretty Pleat in natural bone china. Hector Dome Wall Lights are available in natural, blue or green bone china, with matching wall plate and cotton braided cable. Hector Switched Wall fittings now feature a powder coated white metal wall plate, designed to further enhance the longevity of the product.

COLOUR OPTIONS ○ ● ●



Hector Small Dome, Natural



Hector Medium Dome, Natural

E12

40W

R50

c

UL

US

- US-FW123BL
- US-FW123GL
- US-FW123N
- Hector Small Dome Wall, Blue
- Hector Small Dome Wall, Green
- Hector Small Dome Wall, Natural
- H: 6.25" x P: 9"

E26

40W

c

UL

US

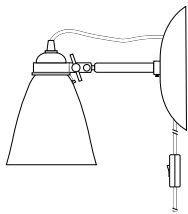
- US-FW317BL
- US-FW317GL
- US-FW317N
- Hector Medium Dome Wall, Blue
- Hector Medium Dome Wall, Green
- Hector Medium Dome Wall, Natural
- H: 7.75" x P: 10.75"

PLUG, SWITCH & CABLE,
SMALL

H: 6.25" x P: 9"



Small Hector, Natural



E12 40W R50 c UL US

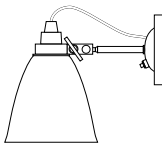
US-FW342N Hector Small Dome, PSC, Natural

SWITCHED BASE, SMALL

H: 7.25" x P: 9.75"



Small Hector, Natural



E12 40W R50 c UL US

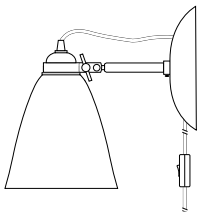
US-FW396N Hector Small Dome Wall, Switched, Natural

PLUG, SWITCH & CABLE,
MEDIUM

H: 7.75" x P: 10.75"



Medium Hector, Natural



E26 40W c UL US

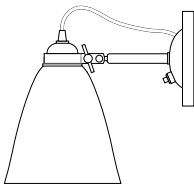
US-FW343N Hector Medium Dome, PSC, Natural

SWITCHED BASE, MEDIUM

H: 8.75" x P: 11.5"



Medium Hector, Natural



E26 40W c UL US

US-FW397N Hector Medium Dome Wall, Switched, Natural

HECTOR DOME CLIP


For the ultimate in versatility, the Clip-on Hector Dome Wall Lights provide an easy to-position source of accent or task lighting. The lights have a bone china shade and a cotton braided cable.



Circle Line Clip

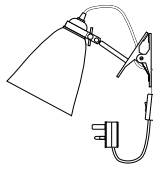


Hector Small Dome Clip



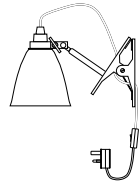
E26 40W c UL US

CIRCLE LINE CLIP
H: 11.5" x W: 11.5"
US-FL344CL
Circle Line Medium Clip Light



E26 40W c UL US

HECTOR MEDIUM DOME CLIP
H: 11.5" x W: 11.5"
US-FL344N
Hector Medium Dome Clip Light, Natural



E12 40W R50 c UL US

HECTOR SMALL DOME CLIP
H: 9.75" x W: 9.75"
US-FL281N
Hector Small Dome Clip Light, Natural

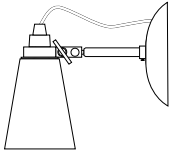
HECTOR PLEAT, SMALL

H: 7" x P: 9.5"



E12 40W R50 C UL US

US-FW122N Hector Small Pleat Wall Light, Natural



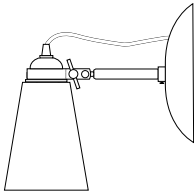
HECTOR PLEAT, MEDIUM

H: 7.75" x P: 10.75"



E26 40W C UL US

US-FW384N Hector Medium Pleat Wall Light, Natural



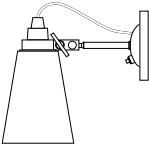
SWITCHED BASE, SMALL

H: 7.75" x P: 10.5"



E12 40W R50 C UL US

US-FW506 Hector Small Pleat Wall Light Switched, Natural



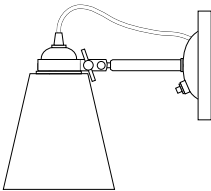
SWITCHED BASE, MEDIUM

H: 8.75" x P: 11.5"

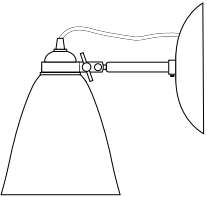


E26 40W C UL US

US-FW507 Hector Medium Pleat Wall Light Switched, Natural

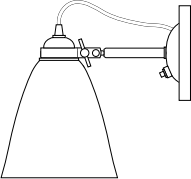


CIRCLE LINE



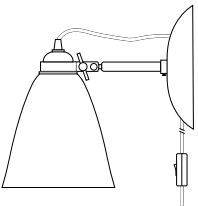
E26 40W C UL US

US-FW317CL Circle Line Medium Wall Light
H: 7.75" x P: 10.75"



E26 40W C UL US

US-FW397CL Circle Line Medium Wall Light, Switched
H: 8.75" x P: 11.5"



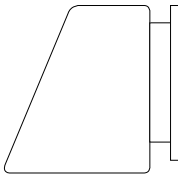
E26 40W C UL US

US-FW343CL Circle Line Medium Wall Light, P/S/C
H: 7.75" x P: 10.75"



COACH

Inspired by the coach lights on the Indian railways and made out of natural bone china, the Coach Wall Light provides beautiful ambient lighting.

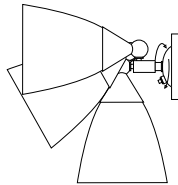
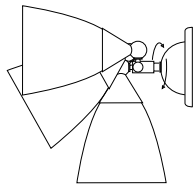


E26 40W c UL US

US-FW494 Coach Wall Light, Natural
H: 6.5" x P: 6"

MANN

The classic Mann Wall Light has a natural bone china movable shade, allowing the light to be angled or adjusted. Polished chrome metal work.



E26 40W c UL US

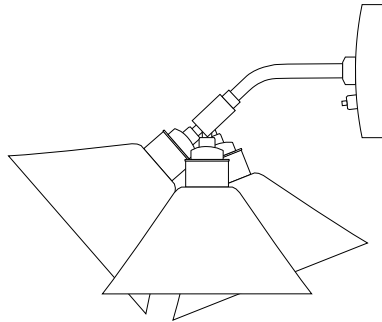
US-FW318 Mann Wall Light
H: 8.75" x P: 10"

E26 40W c UL US

US-FW399 Mann Wall Light Switched
H: 8.75" x P: 9.5"

TASK CERAMIC

The Task Ceramic Wall Light has an adjustable bone china shade which can be angled and moved to a precise position. The light has chrome metal work.



E26 60W c UL US

US-FW437 Task Ceramic Wall Light
H: 11.75" x P: 13.5"



US-FW565N - Hatton 4 Wall Light, Black Braided Cable

HATTON

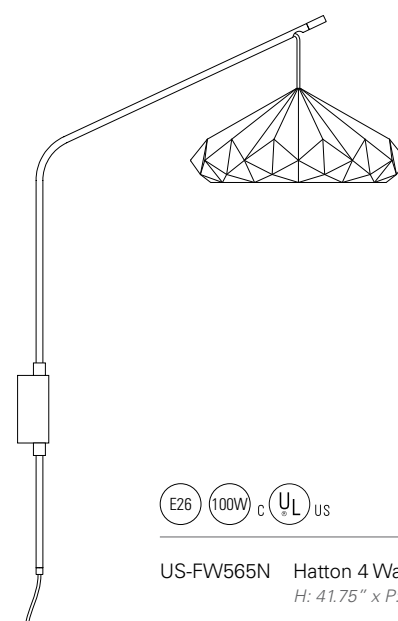
The Hatton Wall Light has an intricately made, multifaceted bone china shade. When lit the translucent shade provides an exquisite, warm light. Available in two styles of shade and with a satin chrome base. The Hatton 4 Wall Light has a shade which can be moved up and down, as well as from side to side.



Hatton 4, Wall Light

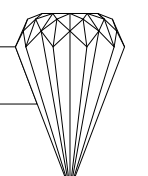


Hatton 3, Wall Light



E26 (100W) c UL US

US-FW565N Hatton 4 Wall Light, Black Braided Cable
H: 41.75" x P: 30"



E26 (60W) c UL US

US-FW561N Hatton 3 Wall Light
H: 12.5" x P: 9"



US-FW545N - Portable Medium Pleat Wall Light, Sand and Taupe Braided Cable

PORTABLE PLEAT

The Portable Pleat is our most flexible wall light. A pleated bone china shade is held to the wall by a polished chromed round wall fixing. Available in two shade sizes, the light has 9.8 feet of cotton braided cable with an inline switch and plug. This allows for the light to be positioned anywhere, without needing hard wiring.



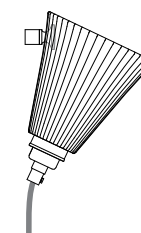
Portable Medium Wall Light



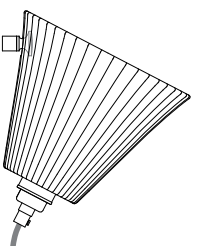
Portable Large Wall Light



US-FW545N Portable Medium Pleat Wall Light
H: 6" x P: 5.5"



US-FW546N Portable Large Pleat Wall Light
H: 7.25" x P: 7.75"



COOPER PICTURE LIGHT

Welcoming our first range of picture lights. Available in three finishes (polished brass, weathered brass and polished chrome) and fitted with an LED light source and integral driver, these Cooper lights are both tasteful and highly functional. The two size options also allow for a range of artwork to be illuminated.



Cooper Picture Light
Short, Polished Brass



Cooper Picture Light
Long, Polished Brass



Cooper Picture Light
Short, Polished Chrome



Cooper Picture Light
Long, Polished Chrome



Cooper Picture Light
Short, Weathered Brass



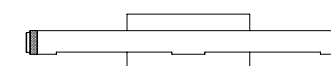
Cooper Picture Light
Long, Weathered Brass



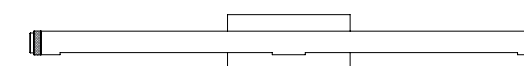
US-DP7219/35/BR/PO Cooper Picture Light, Short, Polished Brass
US-DP7219/35/BR/WE Cooper Picture Light, Short, Weathered Brass
US-DP7219/35/CP Cooper Picture Light, Short, Polished Chrome
H: 2.4" x W: 13.6"



US-DP7219/55/BR/PO Cooper Picture Light, Long, Polished Brass
US-DP7219/55/BR/WE Cooper Picture Light, Long, Weathered Brass
US-DP7219/55/CP Cooper Picture Light, Long, Polished Chrome
H: 2.4" x W: 21.7"



Cooper Picture Light
13.6"



Cooper Picture Light
21.7"

DP7219/35/BR/PO - Cooper Picture Light, Short, Polished Brass



US-FW582SC - Chester Wall Light, Satin Copper, Black Braided Cable

CHESTER

A 1960s inspired design, crafted out of striking satin copper or brass with a stainless steel base.
A beautiful yet functional wall light with an attractive cable entry detail. Black cotton braided cable.



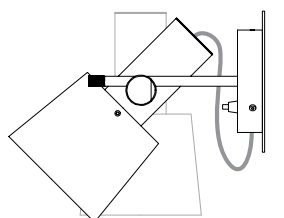
Chester, Wall Light, Copper



Chester, Wall Light, Brass



US-FW582SC Chester Wall Light, Satin Copper, Black Braided Cable
US-FW582SB Chester Wall Light, Satin Brass, Black Braided Cable
H: 7.75" x P: 9.75"



LONDON

The London wall light has the same retro design as the table light, featuring a spun aluminium semi-sphere shade and either a chrome or copper base and arm. A cotton braided cable is woven through the curved arm. Available in black, grey and yellow with matching braided cable.

H: 16.5" x P: 15"

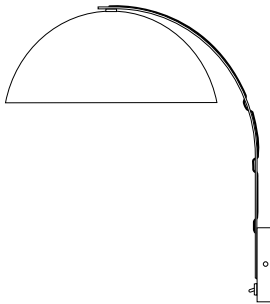
SHADE COLOUR OPTIONS



London, Yellow



London, Black



- | | |
|------------|-------------------------------|
| US-FW517Y | London Wall Light, Yellow |
| US-FW517K | London Wall Light, Black |
| US-FW517GR | London Wall Light, Putty Grey |
- H: 16.5" x P: 15"

TASK SHORT & TASK WALL LIGHTS

The Task Short Wall Light has a moveable aluminium shade and a short steel arm. The Task Wall Light has the same positionable shade as the Short Wall Light, but with a longer cantilever arm which is adjustable. Both styles of light have a switched base and are available in a range of colours.

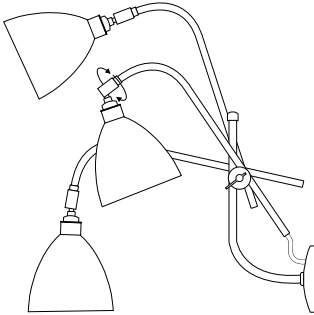
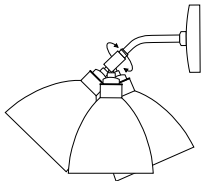
COLOUR OPTIONS



Task Wall, Polished Aluminium



Task Short Wall, Cream



TASK SHORT

- | | |
|------------|-------------------------------------|
| US-FW390K | Task Short Wall, Black |
| US-FW390C | Task Short Wall, Cream |
| US-FW390GR | Task Short Wall, Putty Grey |
| US-FW390LP | Task Short Wall, Polished Aluminium |

H: 12.5" x P: 14.25" (as photographed)



TASK WALL LIGHT

- | | |
|------------|-------------------------------------|
| US-FW341K | Task Wall Light, Black |
| US-FW341C | Task Wall Light, Cream |
| US-FW341GR | Task Wall Light, Putty Grey |
| US-FW341LP | Task Wall Light, Polished Aluminium |

H: 17.25" x P: 22" (as photographed)

H: 35.5" x P: 29.25" (maximum)

GINGER BRACKET

A nautical style wall light. The Ginger Bracket Wall Light has a rounded, movable shade and is available in chrome, white, cream or black-painted finishes.

H: 6" x P: 9"

COLOUR OPTIONS



Ginger, Chrome



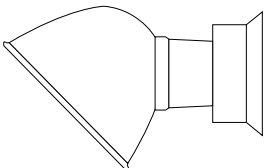
Ginger, White



Ginger, Cream



Ginger, Black

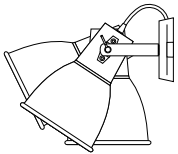


- | | | | |
|------------|-----------------------------|-----------|----------------------------|
| US-FW170K | Ginger Bracket Wall, Black | US-FW170C | Ginger Bracket Wall, Cream |
| US-FW170CH | Ginger Bracket Wall, Chrome | US-FW170W | Ginger Bracket Wall, White |

STIRRUP SIZE 1, 2 & 3 WALL LIGHTS

Inspired by the searchlight on the back of a toy lorry, the Stirrup collection is the ultimate in industrial chic. The wall lights have flexible, positionable aluminium shades and are available in 3 sizes. Sizes 2 & 3 have a frosted glass visor to prevent glare and provide a softer, more diffused light. The lights come in black and natural aluminium.

COLOUR OPTIONS

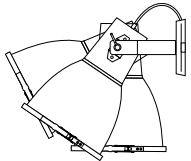


STIRRUP 1

- | | |
|-----------|---|
| US-FW179K | Stirrup 1 Wall Light, Black |
| US-FW179N | Stirrup 1 Wall Light, Natural Aluminium |
- H: 6.75" x P: 8.75"



Stirrup 1, Black

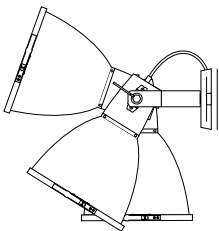


STIRRUP 2

- | | |
|-----------|---|
| US-FW520K | Stirrup 2 Wall Light with Etched Glass, Black |
| US-FW520N | Stirrup 2 Wall Light with Etched Glass, Natural Aluminium |
- H: 11" x P: 14.5"



Stirrup 2, Black



STIRRUP 3

- | | |
|-----------|--|
| US-FW078K | Stirrup 3 Wall Light with Sandblasted Glass, Black |
| US-FW078N | Stirrup 3 Wall Light with Sandblasted Glass, Natural Aluminium |
- H: 15.75" x P: 20"



Stirrup 3, Natural Aluminium



7238 STEEL WORKING & 7242 CARGO CLUSTER

Both the Steel Working Wall Light & Cargo Cluster Wall Light have a distinctive industrial style. Suitable as a wall or a ceiling light, the lights have a hand spun galvanised steel shade and guard. The Cargo Cluster has a six lampholder cluster.

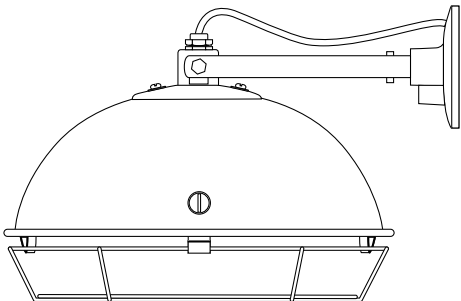
7238 STEEL WORKING

H: 11.75" x P: 21.75"



E26 100W c UL US

US-DP7238/GA/1ES/BRKT Steel Working Wall Light With Protective Guard, Galvanised



7242 CARGO CLUSTER

H: 12.5" x P: 22.5"



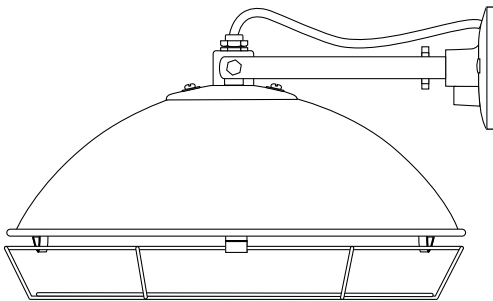
US-DP7242/GA/6BC/BRKT

E26 6x 40W c UL US

US-DP7242/GA/6BC/BRKT Cargo Cluster Wall With Protective Guard, 6xE26, Galvanised

E26 100W c UL US

US-DP7242/GA/1ES/BRKT Cargo Cluster Wall With Protective Guard, 1xE26, Galvanised





US-BE/CIR/WM/GL/PL/BE - Cirrus Wall Light, Gold Plated with Beige Leather

BEADLIGHT LED READING LIGHTS

Beadlight

Beadlight’s premium engineering has created an exquisite collection of LED Wall Lights of the highest quality. Using the latest LED technologies, the lights are elegant in design, whilst providing practical, flexible space-saving lighting. Choose between the Cirrus, Jet Stream, Maestro, Nimbus, Wand or Zonda styles in a range of colours and finishes. The wall lights are available in a selection of mounting options including Wall mounted, Surface mounted, Escutcheon, Through the Bedhead and Over the Bedhead fixings. The wall mounted version includes an integral driver inside the base plate, the other options are all low voltage (12VDC) fittings, requiring a driver for installing on a Mains voltage circuit. This driver should be installed remotely in a suitable enclosure behind the fitting.

FIXING OPTIONS:

<div>THROUGH THE BED HEAD</div> <div>The light is fixed through an aperture in the bead head board which is held in place by a nut, secured from the back of the bed head. This is a low voltage (12VDC) fitting and requires a driver.</div>	
<div>THE OVER THE BED HEAD</div> <div>The light is fixed by a bracket to the rear of the bed head board and curls over the top of it. This is a low voltage (12VDC) fitting, which requires a driver.</div>	
<div>ESCUTCHEON</div> <div>The Escutcheon Light is a surface mounted fitting that requires space behind the back plate to accommodate the luminaire cable and make electrical connection to the supply. This is a low voltage (12VDC) fitting and requires a driver.</div>	
<div>WALL MOUNT</div> <div>The Wall Mounted version fixes directly to a wall. The base plate contains an integral driver allowing direct connection to 240 V AC, the connection is made inside the base plate.</div>	

MAESTRO

LEATHER COLOUR OPTIONS



Polished Nickel with Chocolate Brown Leather



P: 17.75”
US-BE/MAE/ES/BZ/AN/MU
US-BE/MAE/ES/CL/AN/OW
US-BE/MAE/ES/NK/PL/CH
US-BE/MAE/ES/TI/AN/BK

Maestro Escutcheon Light, Anodised Bronze with Mushroom Leather *(Switch on Wall Plate)*
Maestro Escutcheon Light, Clear Anodised with off White Leather *(Switch on Wall Plate)*
Maestro Escutcheon Light, Polished Nickel with Chocolate Brown Leather *(Switch on Wall Plate)*
Maestro Escutcheon Light, Anodised Titanium with Black Leather *(Switch on Wall Plate)*

P: 18.75”
US-BE/MAE/WM/BZ/AN/MU
US-BE/MAE/WM/CL/AN/OW
US-BE/MAE/WM/NK/PL/CH
US-BE/MAE/WM/TI/AN/BK

Maestro Wall Light, Anodised Bronze with Mushroom Leather *(Switch on Wall Plate)*
Maestro Wall Light, Clear Anodised with off White Leather *(Switch on Wall Plate)*
Maestro Wall Light, Polished Nickel with Chocolate Brown Leather *(Switch on Wall Plate)*
Maestro Wall Light, Anodised Titanium with Black Leather *(Switch on Wall Plate)*

Beadlight



NIMBUS

LEATHER COLOUR OPTIONS



Clear Anodised with off White Leather



P: 15.5”
US-BE/NIM/ES/BZ/AN/MU
US-BE/NIM/ES/CL/AN/OW
US-BE/NIM/ES/NK/PL/CH
US-BE/NIM/ES/TI/AN/BK

Nimbus Escutcheon Light, Anodised Bronze with Mushroom Leather *(Switch on Wall Plate)*
Nimbus Escutcheon Light, Clear Anodised with off White Leather *(Switch on Wall Plate)*
Nimbus Escutcheon Light, Polished Nickel with Chocolate Brown Leather *(Switch on Wall Plate)*
Nimbus Escutcheon Light, Anodised Titanium with Black Leather *(Switch on Wall Plate)*

P: 21.75”
US-BE/NIM/OTB/BZ/AN/MU
US-BE/NIM/OTB/CL/AN/OW
US-BE/NIM/OTB/NK/PL/CH
US-BE/NIM/OTB/TI/AN/BK

Nimbus Over the Bedhead Light, Anodised Bronze with Mushroom Leather
Nimbus Over the Bedhead Light, Clear Anodised with off White Leather
Nimbus Over the Bedhead Light, Polished Nickel with Chocolate Brown Leather
Nimbus Over the Bedhead Light, Anodised Titanium with black Leather

P: 15.75”
US-BE/NIM/TTB/BZ/AN/MU
US-BE/NIM/TTB/CL/AN/OW
US-BE/NIM/TTB/NK/PL/CH
US-BE/NIM/TTB/TI/AN/BK

Nimbus Through the Bedhead Light, Anodised Bronze with Mushroom Leather
Nimbus Through the Bedhead Light, Clear Anodised with off White Leather
Nimbus Through the Bedhead Light, Polished Nickel with Chocolate Brown Leather
Nimbus Through the Bedhead Light, Anodised Titanium with Black Leather

P: 16.5”
US-BE/NIM/WM/BZ/AN/MU
US-BE/NIM/WM/CL/AN/OW
US-BE/NIM/WM/NK/PL/CH
US-BE/NIM/WM/TI/AN/BK

Nimbus Wall Light, Anodised Bronze with Mushroom Leather *(Switch on Wall Plate)*
Nimbus Wall Light, Clear Anodised with off White Leather *(Switch on Wall Plate)*
Nimbus Wall Light, Polished Nickel with Chocolate Brown Leather *(Switch on Wall Plate)*
Nimbus Wall Light, Anodised Titanium with Black Leather *(Switch on Wall Plate)*

JET STREAM

LEATHER COLOUR OPTIONS



Anodised bronze with Mushroom Leather



Anodised Titanium with Black Leather



Clear Anodised with off White Leather



P: 16”
US-BE/JET/ES/BZ/AN/MU
US-BE/JET/ES/CL/AN/OW
US-BE/JET/ES/NK/PL/CH
US-BE/JET/ES/TI/AN/BK

Jet Stream Escutcheon Light, Anodised Bronze with Mushroom Leather
Jet Stream Escutcheon Light, Clear Anodised with off White Leather
Jet Stream Escutcheon Light, Polished nickel with Chocolate Brown Leather
Jet Stream Escutcheon Light, Anodised Titanium with Black Leather

P: 22.25”
US-BE/JET/OTB/BZ/AN/MU
US-BE/JET/OTB/CL/AN/OW
US-BE/JET/OTB/NK/PL/CH
US-BE/JET/OTB/TI/AN/BK

Jet Stream Over the Bedhead Light, Anodised Bronze with Mushroom Leather
Jet Stream Over the Bedhead Light, Clear Anodised with off White Leather
Jet Stream Over the Bedhead Light, Polished Nickel with Chocolate Brown Leather
Jet Stream Over the Bedhead Light, Anodised Titanium with black Leather

P: 19.25”
US-BE/JET/SR/BZ/AN/MU
US-BE/JET/SR/CL/AN/OW
US-BE/JET/SR/NK/PL/CH
US-BE/JET/SR/TI/AN/BK

Jet Stream Surface Mount Light, Anodised bronze with Mushroom Leather
Jet Stream Surface Mount Light, Clear Anodised with off White Leather
Jet Stream Surface Mount Light, Polished Nickel with Chocolate Brown Leather
Jet Stream Surface Mount Light, Anodised Titanium with Black Leather

P: 16.25”
US-BE/JET/TTB/BZ/AN/MU
US-BE/JET/TTB/CL/AN/OW
US-BE/JET/TTB/NK/PL/CH
US-BE/JET/TTB/TI/AN/BK

Jet Stream Through the Bedhead Light, Anodised bronze with Mushroom Leather
Jet Stream Through the Bedhead Light, Clear Anodised with off White Leather
Jet Stream Through the Bedhead Light, Polished Nickel with Chocolate Brown Leather
Jet Stream Through the Bedhead Light, Anodised Titanium with black Leather

P: 17”
US-BE/JET/WM/BZ/AN/MU
US-BE/JET/WM/CL/AN/OW
US-BE/JET/WM/NK/PL/CH
US-BE/JET/WM/TI/AN/BK

Jet Stream Wall Light, Anodised bronze with Mushroom Leather
Jet Stream Wall Light, Clear Anodised with off White Leather
Jet Stream Wall Light, Polished Nickel with Chocolate Brown Leather
Jet Stream Wall Light, Anodised Titanium with Black Leather

Beadlight





US-BE/ZON/WM/BZ/AN/MU - Zonda Wall Light, Anodised Bronze with Mushroom Leather

ZONDA

LEATHER COLOUR OPTIONS



Beadlight



Anodised Titanium with Black Leather



Polished Nickel with Chocolate Brown Leather



Anodised Bronzewith Mushroom Leather



P: 17.75"

- US-BE/ZON/ES/BZ/AN/MU
- US-BE/ZON/ES/CL/AN/OW
- US-BE/ZON/ES/NK/PL/CH
- US-BE/ZON/ES/TI/AN/BK

- Zonda Escutcheon, Anodised Bronze with Mushroom Leather
- Zonda Escutcheon Light, Clear Anodised with off White leather
- Zonda Escutcheon Light, Polished Nickel with Chocolate Brown Leather
- Zonda Escutcheon Light, Anodised Titanium with Black Leather

P: 23.75"

- US-BE/ZON/OTB/BZ/AN/MU
- US-BE/ZON/OTB/CL/AN/OW
- US-BE/ZON/OTB/NK/PL/CH
- US-BE/ZON/OTB/TI/AN/BK

- Zonda Over the Bedhead Light, Anodised Bronze with Mushroom Leather
- Zonda Over the Bedhead Light, Clear Anodised with off White Leather
- Zonda Over the Bedhead Light, Polished Nickel with Chocolate Brown Leather
- Zonda Over the Bedhead Light, Anodised Titanium with Black Leather

P: 21"

- US-BE/ZON/SR/BZ/AN/MU
- US-BE/ZON/SR/CL/AN/OW
- US-BE/ZON/SR/NK/PL/CH
- US-BE/ZON/SR/TI/AN/BK

- Zonda Surface Mount Light, Anodised Bronze with Mushroom Leather
- Zonda Surface Mount Light, Clear Anodised with off White Leather
- Zonda Surface Mount Light, Polished Nickel with Chocolate Brown Leather
- Zonda Surface Mount Light, Anodised Titanium with Black Leather

P: 18"

- US-BE/ZON/TTB/BZ/AN/MU
- US-BE/ZON/TTB/CL/AN/OW
- US-BE/ZON/TTB/NK/PL/CH
- US-BE/ZON/TTB/TI/AN/BK

- Zonda Through the Bedhead Light, Anodised Bronze with Mushroom Leather
- Zonda Through the Bedhead Light, Clear Anodised with off White Leather
- Zonda Through the Bedhead Light, Polished Nickel with Chocolate Brown Leather
- Zonda Through the Bedhead Light, Anodised Titanium with black Leather

P: 18.5"

- US-BE/ZON/WM/BZ/AN/MU
- US-BE/ZON/WM/CL/AN/OW
- US-BE/ZON/WM/NK/PL/CH
- US-BE/ZON/WM/TI/AN/BK

- Zonda Wall Light, Anodised Bronze with Mushroom Leather
- Zonda Wall Light, Clear Anodised with off White Leather
- Zonda Wall Light, Polished Nickel with Chocolate Brown Leather
- Zonda Wall Light, Anodised Titanium with Black Leather

WAND

LEATHER COLOUR OPTIONS



Wand Wall Light, Anodised bronze with Mushroom Leather



P: 27.5"
US-BE/WND/MM/BZ/AN/MU
US-BE/WND/MM/CL/AN/OW
US-BE/WND/MM/NK/PL/CH
US-BE/WND/MM/TI/AN/BK

Wand Wall Light, Anodised Bronze with Mushroom Leather (Switch on Wall Plate)
Wand Wall Light, Clear Anodised with off White Leather (Switch on Wall Plate)
Wand Wall Light, Polished Nickel with Chocolate Brown Leather (Switch on Wall Plate)
Wand Wall Light, Anodised Titanium with Black Leather (Switch on Wall Plate)

CIRRUS

LEATHER COLOUR OPTIONS



Cirrus Wall Light, Polished Nickel with Chocolate Brown Leather



P: 17.75"
US-BE/CIR/ES/BZ/AN/MU
US-BE/CIR/ES/CL/AN/OW
US-BE/CIR/ES/NK/PL/CH
US-BE/CIR/ES/TI/AN/BK

Cirrus Escutcheon Light, Anodised Bronze with Mushroom Leather
Cirrus Escutcheon Light, Clear Anodised with off White Leather
Cirrus Escutcheon Light, Polished Nickel with Chocolate Brown Leather
Cirrus Escutcheon Light, Anodised Titanium with Black Leather

P: 24"
US-BE/CIR/OTB/BZ/AN/MU
US-BE/CIR/OTB/CL/AN/OW
US-BE/CIR/OTB/NK/PL/CH
US-BE/CIR/OTB/TI/AN/BK

Cirrus Over the Bedhead Light, Anodised Bronze with Mushroom Leather
Cirrus Over the Bedhead Light, Clear Anodised with off White Leather
Cirrus Over the Bedhead Light, Polished Nickel with Chocolate Brown Leather
Cirrus Over the Bedhead Light, Anodised Titanium with black Leather

P: 21"
US-BE/CIR/SR/BZ/AN/MU
US-BE/CIR/SR/CL/AN/OW
US-BE/CIR/SR/NK/PL/CH
US-BE/CIR/SR/TI/AN/BK

Cirrus Surface Mount Light, Anodised bronze with Mushroom Leather
Cirrus Surface Mount Light, Clear Anodised with off White Leather
Cirrus Surface Mount Light, polished Nickel with Chocolate Brown Leather
Cirrus Surface Mount Light, Anodised Titanium with black Leather

P: 18"
US-BE/CIR/TTB/BZ/AN/MU
US-BE/CIR/TTB/CL/AN/OW
US-BE/CIR/TTB/NK/PL/CH
US-BE/CIR/TTB/TI/AN/BK

Cirrus Through the Bedhead Light, Anodised bronze with Mushroom Leather
Cirrus Through the Bedhead Light, Clear Anodised with off White Leather
Cirrus Through the Bedhead Light, Polished Nickel with Chocolate Brown Leather
Cirrus Through the Bedhead Light, Anodised Titanium with Black Leather

P: 18.75"
US-BE/CIR/MM/BZ/AN/MU
US-BE/CIR/MM/CL/AN/OW
US-BE/CIR/MM/NK/PL/CH
US-BE/CIR/MM/TI/AN/BK

Cirrus Wall Light, Anodised Bronze with Mushroom Leather
Cirrus Wall Light, Clear Anodised with off White Leather
Cirrus Wall Light, Polished Nickel with Chocolate Brown Leather
Cirrus Wall Light, Anodised Titanium with Black Leather

Beadlight

BEADLIGHT LED BEDHEAD LIGHTS

Beadlight LED Bedhead Lights, also known as Compact Lights incorporate high quality LEDs, making them very efficient and the perfect solution for focused task lighting- particularly useful for discrete night time reading. The lights have a warm colour tone as standard. When the lights are pressed, the light opens and the upper part pivots away from the surface and then ‘swivels’ from side to side, to obtain the desired reading position. The lights are designed to sit flush when in the ‘off’ position.

All of the compact lights in the range are low voltage (12V) fittings, requiring a driver for installing on a mains voltage circuit. The driver should be installed remotely, in a suitable enclosure behind the fitting. With the exception of the Vortex (which is surface mounted), all of the products in the range need to be recessed, requiring access to the rear of the installation surface to complete installation. The lights listed below are shown with an outer bezel (they are also available without a bezel if required) and the projections are maximum measurements, rather than standard.



Nickel Plated

ZEPHYR

COLOUR OPTIONS



P: 0.75," D: 3.25"
US-BE/ZEP/IB/BZ/AN Zephyr Light with Integral Bezel, Anodised Bronze
US-BE/ZEP/IB/NK/PL Zephyr Light with Integral Bezel, Nickel plated
US-BE/ZEP/IB/TI/AN Zephyr Light with Integral Bezel, Anodised Titanium
US-BE/ZEP/IB/CL/AN Zephyr Light with Integral Bezel, Clear Anodised



Nickel Plated

STRATUS

COLOUR OPTIONS



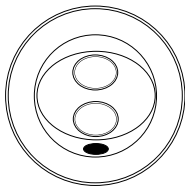
P: 1," D: 2.5"
US-BE/STR/BZ/AN Stratus Light, Anodised Bronze
US-BE/STR/NK/PL Stratus Light, Nickel plated
US-BE/STR/TI/AN Stratus Light, Anodised Titanium
US-BE/STR/CL/AN Stratus Light, Clear Anodised



Nickel Plated

SIROCCO

COLOUR OPTIONS



P: 0.75" D: 3.25"

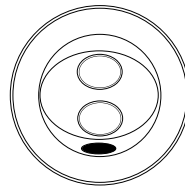
- US-BE/SIR/IB/BZ/AN Sirocco Light with Integral Bezel, Anodised Bronze
- US-BE/SIR/IB/NK/PL Sirocco Light with Integral Bezel, Nickel plated
- US-BE/SIR/IB/TI/AN Sirocco Light with Integral Bezel, Anodised Titanium
- US-BE/SIR/IB/CL/AN Sirocco Light with Integral Bezel, Clear Anodised



Nickel Plated

SIROCCO II

COLOUR OPTIONS



P: 0.75" D: 3.25"

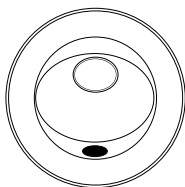
- US-BE/SII/IB/BZ/AN Sirocco II Light with Integral Bezel, Anodised Bronze
- US-BE/SII/IB/NK/PL Sirocco II Light with Integral Bezel, Nickel plated
- US-BE/SII/IB/TI/AN Sirocco II Light with Integral Bezel, Anodised Titanium
- US-BE/SII/IB/CL/AN Sirocco II Light with Integral Bezel, Clear Anodised



Nickel Plated

SIROCCO I,D

COLOUR OPTIONS



P: 0.75" D: 3.25"

- US-BE/SID/IB/BZ/AN Sirocco I,D Light with Integral Bezel, Anodised Bronze
- US-BE/SID/IB/NK/PL Sirocco I,D Light with Integral Bezel, Nickel plated
- US-BE/SID/IB/TI/AN Sirocco I,D Light with Integral Bezel, Anodised Titanium
- US-BE/SID/IB/CL/AN Sirocco I,D Light with Integral Bezel, Clear Anodised



Nickel Plated

BORA

COLOUR OPTIONS



P: 0.75" D: 3.25"

- US-BE/BOR/IB/BZ/AN Bora Light with Integral Bezel, Anodised Bronze
- US-BE/BOR/IB/NK/PL Bora Light with Integral Bezel, Nickel plated
- US-BE/BOR/IB/TI/AN Bora Light with Integral Bezel, Anodised Titanium
- US-BE/BOR/IB/CL/AN Bora Light with Integral Bezel, Clear Anodised

Beadlight



Nickel Plated

AQUILLO

COLOUR OPTIONS



P: 0.75" D: 3.25"

US-BE/AQU/IB/BZ/AN Aquillo Light with Integral Bezel, Anodised Bronze
US-BE/AQU/IB/NK/PL Aquillo Light with Integral Bezel, Nickel plated
US-BE/AQU/IB/TI/AN Aquillo Light with Integral Bezel, Anodised Titanium
US-BE/AQU/IB/CL/AN Aquillo Light with Integral Bezel, Clear Anodised

Beadlight



Nickel Plated

ALTO

COLOUR OPTIONS



P: 0.75" D: 3.25"

US-BE/ALT/IB/BZ/AN Alto Light with Integral Bezel, Anodised Bronze
US-BE/ALT/IB/NK/PL Alto Light with Integral Bezel, Nickel plated
US-BE/ALT/IB/TI/AN Alto Light with Integral Bezel, Anodised Titanium
US-BE/ALT/IB/CL/AN Alto Light with Integral Bezel, Clear Anodised



Nickel Plated

KONA

COLOUR OPTIONS



P: 0.75" D: 3.25"

US-BE/KON/IB/BZ/AN Kona Light with Integral Bezel, Anodised Bronze
US-BE/KON/IB/NK/PL Kona Light with Integral Bezel, Nickel plated
US-BE/KON/IB/TI/AN Kona Light with Integral Bezel, Anodised Titanium
US-BE/KON/IB/CL/AN Kona Light with Integral Bezel, Clear Anodised



Nickel Plated

VORTEX

COLOUR OPTIONS



H: 6.75" W: 2x3.25"

US-BE/VOR/BZ/AN Vortex Light, Anodised Bronze
US-BE/VOR/NK/PL Vortex Light, Nickel Plated
US-BE/VOR/TI/AN Vortex Light, Anodised Titanium
US-BE/VOR/CL/AN Vortex Light, Clear Anodised



US-FW543/OP/CH - Mini Globe Wall Light, Opal with Chrome

MINI GLOBE WALL LIGHT

Expanding on our Globe Pendant range, this new Mini Globe Wall Light integrates the same Art-Deco cues within its metal fixtures and features a compact (120mm) glass globe, hand blown in our UK glass works. Whether using the opal, anthracite or seedy glass, this wall light is the perfect addition to a bathroom, bedside or hallway.



Mini Globe Wall Light,
Opal with Chrome



Mini Globe Wall Light,
Seedy with Chrome



Mini Globe Wall Light,
Anthracite with Chrome



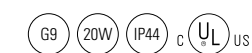
Mini Globe Wall Light,
Opal with Brass



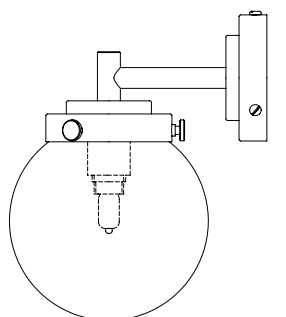
Mini Globe Wall Light,
Seedy with Brass



Mini Globe Wall Light,
Anthracite with Brass



US-FW543/OP/CH	Mini Globe Wall Light, Opal with Chrome
US-FW543/OP/BR	Mini Globe Wall Light, Opal with Brass
US-FW543/AN/CH	Mini Globe Wall Light, Anthracite with Chrome
US-FW543/AN/BR	Mini Globe Wall Light, Anthracite with Brass
US-FW543/SE/CH	Mini Globe Wall Light, Seedy with Chrome
US-FW543/SE/BR	Mini Globe Wall Light, Seedy with Brass
H: 3.5" x P: 6.3" - D: 4.7"	





US-FW591N - Minster 1 Prismatic Wall Light

MINSTER



The Minster combines two of Original BTC's trademark materials: glass and ceramic. Utitarian in design, the attractive prismatic glass shade and hand moulded bone china base, will complement any interior setting. Choose between a pitched or conical style, depending on the space-the wider pitched shade is more open with a larger light spread, whilst the conical option offers a concentrated direct down light source.



Minster 1 Prismatic Wall Light

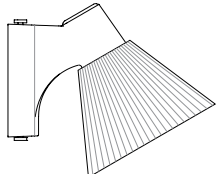
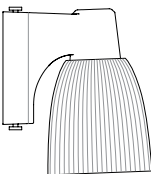


Minster 2 Prismatic Pitched Wall Light

E26 40W c UL US

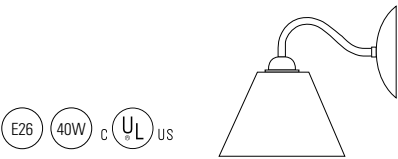
US-FW591N Minster 1 Prismatic Wall Light
H: 7" x P: 6"

US-FW596N Minster 2 Prismatic Pitched Wall Light
H: 7.5" x P: 8.75"

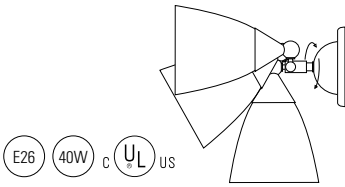


CIRCUS & MANN PRISMATIC WALL LIGHTS

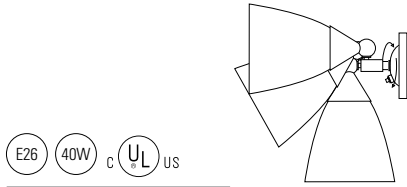
Circus & Mann Prismatic Wall Lights have moulded prismatic glass shades that sparkle and refract light, providing an even illumination.



US-FW363N Circus Prismatic Wall Light
H: 8" x P: 9"



US-FW328N Mann Prismatic Wall Light
H: 8.75" x P: 9.5"



US-FW526 Mann Prismatic Switched Wall Light
H: 9.25" x P: 9.5"



US-DP8200/S/BRKT/AN/WE - Glass School Wall Light, Size 1, Anthracite and Weathered Brass
(NB Image shows UK backplate, for USA version please refer to product picture and drawings on opposite page)

GLASS SCHOOL

A smaller version of Davey Lighting's classic School Light, produced in hand blown glass, and designed as a compact wall light fitting. The glass shades come in either opal, anthracite and clear glass, with a weathered brass arm and back plate. The anthracite and clear glass shades show off the filament exposed light bulb.



Glass School Wall Light, Size 1,
Clear and Weathered Brass

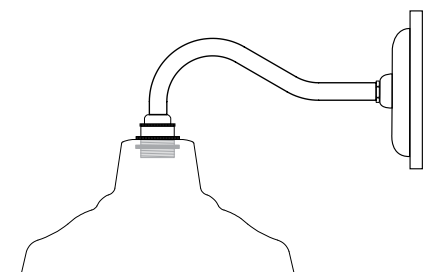


Glass School Wall Light, Size 1,
Opal and Weathered Brass



US-DP8200/S/BRKT/OP/WE
US-DP8200/S/BRKT/CL/WE
US-DP8200/S/BRKT/AN/WE

Glass School Wall Light, Size 1, Opal and Weathered Brass
Glass School Wall Light, Size 1, Clear and Weathered Brass
Glass School Wall Light, Size 1, Anthracite and Weathered Brass
H: 9" x P: 14.25"





US-DP8165/BRKT/OP/WE - Glass York Wall Light ,Size 1, Opal and Weathered Brass
(NB Image shows UK backplate, for USA version please refer to product picture and drawings on opposite page)

GLASS YORK

The York Wall Light is one of Davey Lighting's latest designs. Inspired by Davey's best selling 'spun reflector', the York is produced in hand blown glass, and designed as a compact wall light fitting. The glass shades come in either opal, anthracite and clear glass, with a weathered brass arm and back plate. The clear or anthracite glass shades allow the filament exposed light bulb to be seen, creating a dramatic effect, whilst the opal shade provides a more diffused illumination.



Glass York Wall Light, Size 1,
Anthracite and Weathered Brass

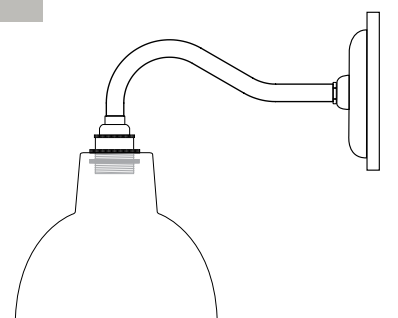


Glass York Wall Light, Size 1,
Clear and Weathered Brass



US-DP8165/BRKT/OP/WE
US-DP8165/BRKT/CL/WE
US-DP8165/BRKT/AN/WE

Glass York Wall Light, Size 1, Opal and Weathered Brass
Glass York Wall Light, Size 1, Clear and Weathered Brass
Glass York Wall Light, Size 1, Anthracite and Weathered Brass
H: 10.5" x P: 13.5"

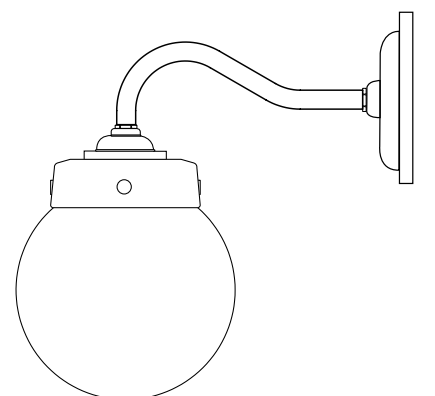




US-DP8300/S/BRKT/OP/WE - Hampton Wall Light, Size 1, Opal and Weathered Brass
 (NB Image shows UK backplate, for USA version please refer to product picture and drawings on opposite page)

HAMPTON

The Hampton Wall Light has been hand made using an original blend of prime materials and finishes. Taking inspiration from marine naval ships, the lights have been created using specialist techniques. Opal glass has been hand blown to create a classic light, whilst the addition of ceramic and weathered brass fittings, provide an individual touch. IP rated, the Hampton will sit comfortably in any interior, including bathrooms and exterior porches and hallways.



E26 60W IP44 c UL US

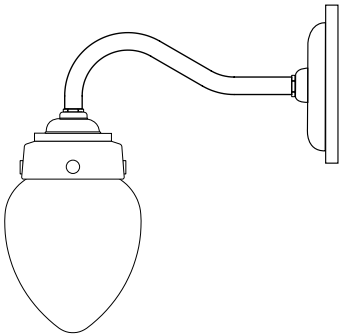
US-DP8300/S/BRKT/OP/WE Hampton Wall Light, Size 1, Opal and Weathered Brass
 H: 13.5" x P: 14.25"



US-DP8350/S/BRKT/OP/WE - Pine Wall Light, Size 1, Opal and Weathered Brass
(NB Image shows UK backplate, for USA version please refer to product picture and drawings on opposite page)

PINE

The Pine Wall Light is an elegant IP rated light, suitable for most settings. Opal glass has been hand blown to create a classic and enduring shape. The combination of opal glass with ceramic and weathered brass fittings, is a cutting edge design of premium quality.



E26 60W IP44 C UL US

US-DP8350/S/BRKT/OP/WE

Pine Wall Light, Size 1, Opal and Weathered Brass
H: 12" x P: 12.75"



US-DP7218/40/BR/PO Cabin Led Wall Light, 15.75", Polished Brass

7218 CABIN LED

A slim and compact linear LED wall light, inspired by an original cabin light designed by Davey Lighting in the 1930's. Available in three sizes and three finishes. Sold with a frosted glass diffuser. A remote transformer is required. Where the installation of the product requires mounting to a junction box, a single switch ring electrical box should be installed.

COLOUR OPTIONS



US-DP7218/27/BR/WE



US-DP7216/BR/PO



US-DP7216/CP



CABIN LED WALL LIGHT H: 11" X W: 2.5"

- US-DP7218/27/BR/WE Cabin Led Wall Light, Weathered Brass
- US-DP7218/27/BR/PO Cabin Led Wall Light, Polished Brass
- US-DP7218/27/BR/CP Cabin Led Wall Light, Chrome Plated




CABIN LED WALL LIGHT H: 15.75" X W: 2.5"

- US-DP7218/40/BR/WE Cabin Led Wall Light, Weathered Brass
- US-DP7218/40/BR/PO Cabin Led Wall Light, Polished Brass
- US-DP7218/40/BR/CP Cabin Led Wall Light, Chrome Plated



CABIN LED WALL LIGHT H: 23.5" X W: 2.5"


- US-DP7218/60/BR/WE Cabin Led Wall Light, Weathered Brass
- US-DP7218/60/BR/PO Cabin Led Wall Light, Polished Brass
- US-DP7218/60/BR/CP Cabin Led Wall Light, Chrome Plated



Cabin 11"



Cabin 15.75"



Cabin 23.5"



PILLAR LIGHTS

A classic wall light, recently updated to include a dimmable warm tone LED lamp. The Pillar lights are reminiscent of the Art Deco era, while maintaining a contemporary form, making them well suited to a variety of interior schemes, working particularly well in bathrooms. The three different curved profiles, consist of solid glass rods, finished with Brass end caps, available in Polished, Weathered or Chrome plated finishes.

US-DP7210/60/BR/WE/LED - Pillar LED Wall Light, 23.5"/6", Weathered Brass

7210 PILLAR LIGHT, WIDE

Featuring a wide, semi-circular profile, the 7210 is available in LED. The LED version includes an integral dimmable driver. Available in two sizes. The fitting can be mounted to a standard 4" junction box.

COLOUR OPTIONS



US-DP7210/40/BR/WE/LED



US-DP7210/40/BR/PO/LED



US-DP7210/60/BR/PO/LED



US-DP7210/60/CP/LED





LED H: 15.75" x W: 6"

US-DP7210/40/BR/WE/LED Pillar LED Wall Light, 15.75"/6", Weathered Brass
US-DP7210/40/BR/PO/LED Pillar LED Wall Light, 15.75"/6", Polished Brass
US-DP7210/40/CP/LED Pillar LED Wall Light, 15.75"/6", Chrome Plated



LED H: 23.5" x W: 6"

US-DP7210/60/BR/WE/LED Pillar LED Wall Light, 23.5"/6", Weathered Brass
US-DP7210/60/BR/PO/LED Pillar LED Wall Light, 23.5"/6", Polished Brass
US-DP7210/60/CP/LED Pillar LED Wall Light, 23.5"/6", Chrome Plated





US-DP7211/60/BR/WE/LED - Pillar LED Wall Light, 23.5"/4," Weathered Brass

7211 PILLAR LIGHT, NARROW



A rounded, narrow profile, the 7211 is available in LED.
The LED version includes an integral dimmable driver. Available in two sizes. Where the installation of the product requires mounting to a junction box, a single switch ring electrical box should be installed.

COLOUR OPTIONS ● ● ●



US-DP7211/40/BR/PO/LED



US-DP7211/40/CP/LED



US-DP7211/60/CP/LED



US-DP7211/60/BR/WE/LED

4.5W IP44 LED C UL US

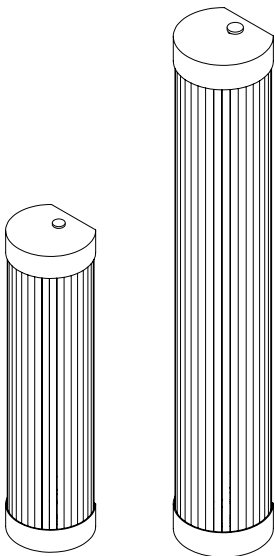
LED H: 15.75" x W: 4"

US-DP7211/40/BR/WE/LED Pillar LED Wall Light, 15.75"/4," Weathered Brass
US-DP7211/40/BR/PO/LED Pillar LED Wall Light, 15.75"/4," Polished Brass
US-DP7211/40/CP/LED Pillar LED Wall Light, 15.75"/4," Chrome Plated

7W IP44 LED C UL US

LED H: 23.5" x W: 4"

US-DP7211/60/BR/WE/LED Pillar LED Wall Light, 23.5"/4," Weathered Brass
US-DP7211/60/BR/PO/LED Pillar LED Wall Light, 23.5"/4," Polished Brass
US-DP7211/60/CP/LED Pillar LED Wall Light, 23.5"/4," Chrome Plated



7212 PILLAR LIGHT LED

A very narrow profile, the 7212 has a 12V LED light source which requires a remote transformer. Where the installation of the product requires mounting to a junction box, a single switch ring electrical box should be installed.

COLOUR OPTIONS   



US-DP7212/27/BR/WE/LED



US-DP7212/27/CP/LED



US-DP7212/40/BR/WE/LED



US-DP7212/40/CP/LED

     US

LED H: 10.75" x W: 2.75"

US-DP7212/27/BR/WE/LED
US-DP7212/27/BR/PO/LED
US-DP7212/27/CP/LED

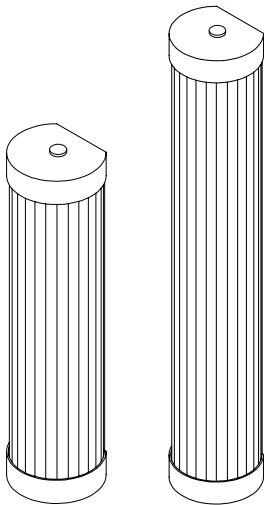
Pillar LED Wall Light, 10.75"/2.75", Weathered Brass
Pillar LED Wall Light, 10.75"/2.75", Polished Brass
Pillar LED Wall Light, 10.75"/2.75", Chrome Plated

     US

LED H: 15.75" x W: 2.75"

US-DP7212/40/BR/WE/LED
US-DP7212/40/BR/PO/LED
US-DP7212/40/CP/LED

Pillar LED Wall Light, 15.75"/2.75", Weathered Brass
Pillar LED Wall Light, 15.75"/2.75", Polished Brass
Pillar LED Wall Light, 15.75"/2.75", Chrome Plated



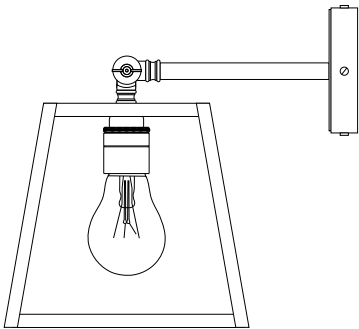
7636 WALL LIGHT

The quad 7636 Wall Light has sloping sides, with an open top and base. The lights are made from weathered brass, with clear glass.



    US

US-DP7636/BR/WE/BRKT Quad Wall Light, Internally Glazed, Weathered Brass, Clear
H: 9.75" x P: 9.75"





US-DP7208/BR/WE/CL - Weatherproof Ship's Double Well Glass, Weathered Brass, Clear Glass

7208 WEATHERPROOF SHIP'S DOUBLE WELL



The 7208 is a typically attractive double ended marine inspired wall light from Davey Lighting. Using traditional craftsmanship, the 7208 light is available in weathered brass, polished brass and chrome plated finishes. It can be positioned both horizontally and vertically on an internal or external wall.

COLOUR OPTIONS



US-DP7208/BR/WE/CL



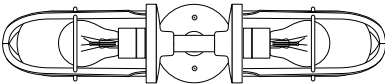
US-DP7208/BR/PO/CL



US-DP7208/CP/CL



- US-DP7208/BR/WE/CL Weatherproof Ship's Double Well Glass, Weathered Brass, Clear Glass
 - US-DP7208/BR/PO/CL Weatherproof Ship's Double Well Glass, Polished Brass, Clear Glass
 - US-DP7208/CP/CL Weatherproof Ship's Double Well Glass, Chrome Plated, Clear Glass
- H: 4" x W: 18.5"





US-DP7679/BRKT/GA/CL - Well Glass Wall Light, Galvanised, Clear Glass
(NB image shows UK backplate, for USA version please refer to product picture and drawings on opposite page)



7679 WELL GLASS

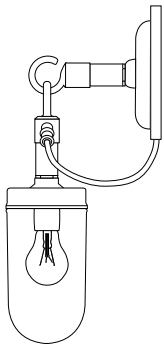
The 7679 Well Glass Wall Light takes design inspiration from the 7679 Pendant Light. An Industrial style screw type well glass light, suited for both indoor and outdoor use. The light has a galvanised finish with brass suspension loop and cable entry. The light is available with clear or frosted glass. *H: 13.75" x P: 8.75"*



US-DP7679/BRKT/GA/CL



US-DP7679/BRKT/GA/FR



E26 60W IP44 c UL US

US-DP7679/BRKT/GA/CL
US-DP7679/BRKT/GA/FR

Well Glass Wall Light, Galvanised, Clear Glass
Well Glass Wall Light, Galvanised, Frosted Glass

7216 PILLAR OFFSET

The latest addition to the elegant Art Deco range of Pillar Lights. The 7216 LED Pillar Light is offset from the wall, and is available in weathered brass, polished brass, and chrome plated finishes. It offers sophisticated wall lighting for internal spaces, including bathrooms (IP44). Dimmable driver included, to be installed remotely (behind fitting). The fitting can be mounted to a standard 4" junction box.

COLOUR OPTIONS ● ● ●




US-DP7216/BR/WE

E26 10W IP44 c UL US

US-DP7216/BR/WE Pillar Offset LED Wall Light, Weathered Brass
US-DP7216/BR/PO Pillar Offset LED Wall Light, Polished Brass
US-DP7216/CP Pillar Offset LED Wall Light, Chrome Plated

H: 17.75" x P: 6"





BOX LIGHTS

Davey Lighting’s iconic brass Lantern Wall Lights are suitable for indoor and outdoor use. Originally designed to illuminate exterior areas, the lights are now equally at home in interior settings such as in bathrooms and hallways, as they are lighting front doors and external walls. The decorative box wall lights are available in weathered brass and in a variety of sizes. Some of the lights have glass that has been fixed internally, so that it sits inside the brass frame, whilst others are externally glazed, which has been applied to the outside of the frame with brass beading. Clear or frosted glass is an option for some designs.

US-DP7641/BR/WE/CL - Box Wall, Externally Glazed, Small, Weathered Brass, Clear

7641, 7642 & 7649 BOX EXTERNALLY GLAZED

Handmade box wall lights in brass, with a weathered finish. Glass panels with brass beaded frames applied externally to three sides. Removable pins at each side allow access for changing the bulb. 7641 is a smaller size than 7642.



IP RATED

7641 SMALL


H: 11.5" x W: 7.75"



US-DP7641/BR/WE/CL



US-DP7641/BR/WE/CL



E26 60W IP44 C UL US


US-DP7641/BR/WE/CL Box Wall, Externally Glazed, Weathered Brass, Clear
US-DP7641/BR/WE/FR Box Wall, Externally Glazed, Weathered Brass, Frosted

7642 MEDIUM

H: 14.25" x W: 8.25"



US-DP7642/BR/WE/CL



E26 60W IP44 C UL US

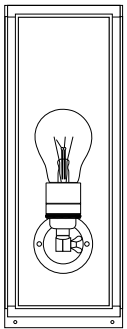
US-DP7642/BR/WE/CL Box Wall, Ext. Glazed, Weathered Brass, Clear
US-DP7642/BR/WE/FR Box Wall, Ext. Glazed, Weathered Brass, Frosted

7649 NARROW

H: 14.25" x W: 5"



US-DP7649/BR/WE/CL



E26 60W IP44 C UL US

US-DP7649/BR/WE/CL Narrow Box, Ext. Glazed, Weathered Brass, Clear
US-DP7649/BR/WE/FR Narrow Box, Ext. Glazed, Weathered Brass, Frosted



US-DP7641/BR/WE/CL - Miniature Box Wall, Externally Glazed, Small, Weathered Brass, Clear

7643, 7644, 7645 & 7650 BOX INTERNALLY GLAZED

An attractive internally glazed box wall light, handmade in weathered brass or nickel plated finishes. Available in three sizes with glass that is fitted inside the box frame on five sides, top and bottom. Clear or frosted glass. Removable pins at each side to allow access for changing the bulb.

COLOUR OPTIONS ● ● ● ●

7643 MINIATURE

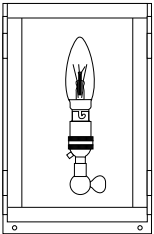
H: 7.75" x W: 5"



US-DP7643/BR/WE/CL



US-DP7643/BR/WE/FR



40W SBC IP44 c UL US

US-DP7643/BR/WE/CL Miniature Box Wall, Internally Glazed, Clear Glass, Weathered Brass
US-DP7643/BR/WE/FR Miniature Box Wall, Internally Glazed, Frosted Glass, Weathered Brass

7644 SMALL


H: 11.5" x W: 7.75"



US-DP7644/BR/WE/FR



US-DP7644/BR/WE/CL



E26 60W IP44 c UL US

US-DP7644/BR/WE/CL Box Wall, Internally Glazed, Small, Weathered Brass, Clear
US-DP7644/BR/WE/FR Box Wall, Internally Glazed, Small, Weathered Brass, Frosted

7645 MEDIUM


H: 14.25" x W: 8.25"



US-DP7645/BR/WE/CL



US-DP7645/BR/WE/CL



E26 60W IP44 c UL US

US-DP7645/BR/WE/CL Box Wall, Internally Glazed, Medium, Weathered Brass, Clear
US-DP7645/BR/WE/FR Box Wall, Internally Glazed, Medium, Weathered Brass, Frosted

7656 PORTICO WALL LIGHT EXTERNALLY GLAZED

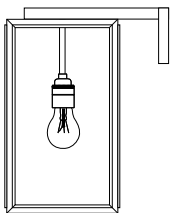
A Portico Wall Light hand made in brass, with a weathered finish. Glass panels on all four sides with brass beaded frames applied externally. Available in two different sizes.



US-DP7656/20/BR/WE/CL



US-DP7656/BR/WE/CL




E26 60W IP43 c UL US

H: 14.5" x W: 7.75"
US-DP7656/20/BR/WE/CL
Small Portico Wall, Weathered Brass, Clear Glass

E26 60W IP43 c UL US


H: 17.5" x W: 10"
US-DP7656/BR/WE/CL
Portico Wall, Weathered Brass, Clear Glass



0276 WALL LANTERN

The 0276 is an attractive Lantern Wall Light in a weathered brass finish. It has glass panels on three sides and removable pins at each side to allow access for changing the bulb.

H: 16.5" x W: 8.25"



US-DP0276/BR/WE


E26 60W IP44 c UL US

US-DP0276/BR/WE Wall Lantern Weathered Brass Clear Glass

7250 DOMED

A traditional style wall light with a curved top and glazed base. Weathered brass finish with clear glass panels on four sides. Removable pins at each side to allow access for changing the bulb.

H: 14.25" x W: 8.5"



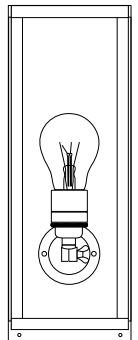
US-DP7250/BR/WE/CL

E26 60W IP44 c UL US

H: 365" x W: 215"
US-DP7250/BR/WE/CL
Domed Box Wall, Weathered Brass, Clear Glass

7650 NARROW BOX

H: 14.25" x W: 5"



US-DP7650/BR/WE/CL

E26 60W IP44 c UL US

US-DP7650/BR/WE/CL Narrow Box Wall, Internally Glazed, Weathered Brass, Clear



US-DP7207/BR/CL/E26 - Weatherproof Ship's Well Glass, Polished Brass, Clear Glass
(NB image shows UK backplate, for USA version please refer to product picture and drawings on opposite page)

7207 WEATHERPROOF SHIP'S WELL GLASS

Weatherproof Ship's Well Glass Wall Light with guard. Available in three finishes- polished brass, weathered brass and chrome plated. Glass is clear or frosted.

COLOUR OPTIONS



US-DP7207/BR/CL/E26



US-DP7207/BR/CL/WE/E26

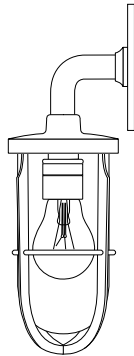


US-DP7207/CP/CL/E26



H: 11.5" x P: 4.25"

- | | |
|------------------------|--|
| US-DP7207/BR/CL/E26 | Weatherproof Ship's Well Glass, Polished Brass, Clear Glass |
| US-DP7207/BR/FR/E26 | Weatherproof Ship's Well Glass, Polished Brass, Frosted Glass |
| US-DP7207/CP/CL/E26 | Weatherproof Ship's Well Glass, Chrome, Clear Glass |
| US-DP7207/CP/FR/E26 | Weatherproof Ship's Well Glass, Chrome, Frosted Glass |
| US-DP7207/BR/CL/WE/E26 | Weatherproof Ship's Well Glass, Weathered Brass, Clear Glass |
| US-DP7207/BR/FR/WE/E26 | Weatherproof Ship's Well Glass, Weathered Brass, Frosted Glass |



0749 L.E.D MAST LIGHTS



The 0749 LED Mast Light has been especially adapted to allow for an easy connection to a mains voltage circuit without a transformer,by incorporating a high quality LED warm tone lamp, with a GU10 base. The matching cast backplate is designed to allow the fitting to be mounted to a 4" junction box.A warm tone LED lamp, provides comparable light output to that of traditional 35W halogen lamps, whilst significantly reducing energy usage- further enhanced by its long lifespan. Cast in bronze or aluminium, with several finishes; Anodised (Aluminium only), Polished, Weathered (Bronze only) or Sandblasted.

H: 5.5" x P: 3.25"




US-DP0749/GM/SD



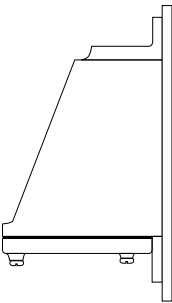
US-DP0749/GM/PO



US-DP0749/AL/SD/AN



- US-DP0749/AL/AN
US-DP0749/AL/PO
US-DP0749/AL/SD/AN
US-DP0749/GM/SD
US-DP0749/GM/PO
US-DP0749/GM/SD/WE
- Mast Light, mains voltage + LED lamp, Anodised Aluminium
Mast Light, mains voltage + LED lamp, Polished Aluminium
Mast Light, mains voltage + LED lamp, Sandblasted Anodised Aluminium
Mast Light, mains voltage + LED, Sandblasted Bronze
Mast Light, mains voltage + LED lamp, Polished Bronze
Mast Light, mains voltage + LED, Sandblasted Bronze Weathered



7203 SHIP'S COMPANION WAY LIGHTS

The exterior Ship's Companionway Light is available with a guard and come with a polished brass, weathered brass or chrome plated finish. Clear or frosted glass.

COLOUR OPTIONS ● ●



US-DP7203/BR/CL/WE/E26



US-DP7203/BR/FR/WE/E26



US-DP7203/BR/CL/E26

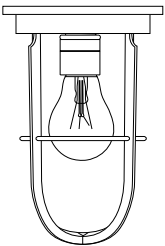


US-DP7203/BR/FR/E26



7203 H: 7.5" x W: 4.75"

- US-DP7203/BR/CL
US-DP7203/BR/FR
US-DP7203/BR/CL/WE
US-DP7203/BR/FR/WE
- Ship's Companionway with Guard, Polished Brass, Clear Glass
Ship's Companionway with Guard, Polished Brass, Frosted Glass
Ship's Companionway with Guard, Weathered Brass, Clear Glass
Ship's Companionway with Guard, Weathered Brass, Frosted Glass



7677 BRACKET LIGHTS




The 7677 style of Exterior Bracket lights have a reflector and either a right angle or swan neck arm. The lights are galvanised with a corner fork or a round base. Galvanised guard sold separately. Galvanising is a traditional method of zinc plating steel and iron to protect it from weathering. It results in an unprocessed finish, that can leave rough areas on the surface, meaning the finish will not be consistently smooth.



US-DP7677/GA/060C/A


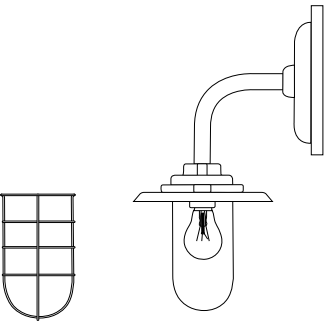


US-DP7677/GA/100C/S



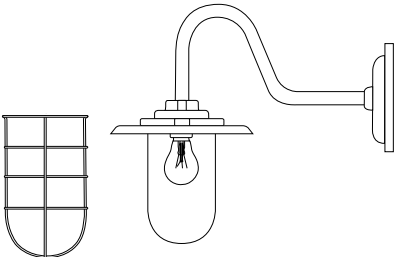
- 7677 EXTERIOR BRACKET LIGHT 60W
H: 15" x P: 9"
US-DP7677/GA/060C/A
US-DP7677/GA/060F/A
- Exterior Bracket Light, 60W, Round, Galvanised, Clear
Exterior Bracket Light, 60W, Round, Galvanised, Frosted

- GUARD
H: 7.25" x W: 4.25"
US-DP7677/GA/GD/060
- Guard 60W Galvanised



- 7677 EXTERIOR BRACKET LIGHT 100W
H: 13.75" x P: 17.25"
US-DP7677/GA/100C/S
US-DP7677/GA/100F/S
- Exterior Bracket Light, 100W, Swan Neck, Galvanised, Clear
Exterior Bracket Light, 100W, Swan Neck, Galvanised, Frosted

- GUARD
H: 8.75" x W: 5"
US-DP7677/GA/GD/100
- Guard 100W Galvanised



7222 SHIPYARD

Deck light, with cast metal hardware and a durable copper or galvanised reflector, mounted on a swan neck wall bracket. A sturdy brass wire guard, protects the well glass- available in clear or frosted.

COLOUR OPTIONS ● ●



US-DP7222/BRKT/CO/CL

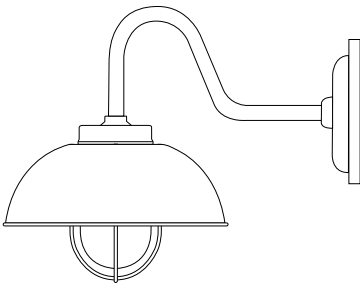


US-DP7222/BRKT/GA/CL

E26 60W IP54 C UL US

- US-DP7222/BRKT/CO/CL Shipyard Wall Light, Copper, Clear Glass
- US-DP7222/BRKT/CO/FR Shipyard Wall Light, Copper, Frosted Glass
- US-DP7222/BRKT/GA/CL Shipyard Wall Light, Galvanised, Clear Glass
- US-DP7222/BRKT/GA/FR Shipyard Wall Light, Galvanised, Frosted Glass

H: 14.75" x P: 18.75"



7680 EXTERIOR BRACKET LIGHTS

The 7680 style of Exterior Bracket lights have a right angle or cantered arm. The lights are available in galvanised or gunmetal and have a round base. Galvanising is a traditional method of zinc plating steel and iron to protect it from weathering. It results in an unprocessed finish, that can leave rough areas on the surface, meaning the finish will not be consistently smooth.



US-DP7680/GM/CL



US-DP7680/GA/CL/C

E26 60W IP54 C UL US

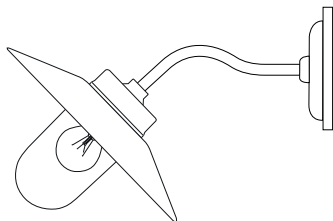
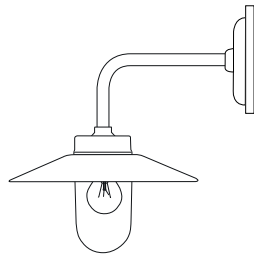
H: 14.25" x P: 15"

- US-DP7680/GA/CL Exterior Bracket Light, Right Angle, Round, Galv, Clear
- US-DP7680/GA/FR Exterior Bracket Light, Right Angle, Round, Galv, Frosted
- US-DP7680/GM/CL Exterior Bracket Light, Right Angle, Round, Gunmetal, Clear
- US-DP7680/GM/FR Exterior Bracket Light, Right Angle, Round, Gunmetal, Frost

E26 60W IP54 C UL US

H: 10" x P: 18.5"

- US-DP7680/GA/CL/C Exterior Bracket Light, Canted, Round, Galvanised, Clear
- US-DP7680/GA/FR Exterior Bracket Light, Right Angle, Round, Galvanised, Frosted
- US-DP7680/GM/CL/C Exterior Bracket Light, Canted, Round, Gunmetal, Clear
- US-DP7680/GM/FR/C Exterior Bracket Light, Canted, Round, Gunmetal, Frosted



7685 & 7684 EXTERIOR BRACKET LIGHTS

An exterior bracket light with a heavy cast reflector, which is retained by brass wing nuts and bolts for easier access to the lamp. Available in either galvanised or gunmetal finish and with a canted or right angle arm. Glass is clear or frosted.

COLOUR OPTIONS



US-DP7685/GA/060C/A



US-DP7685/GA/060F/A



US-DP7685/GM/060C/A



US-DP7684/GM/060F/A



US-DP7684/GM/060C/A



US-DP7684/GA/060F/A



US-DP7685/GA/060C/C



US-DP7685/GM/060F/C



US-DP7684/GA/060F/C



US-DP7684/GA/060C/C



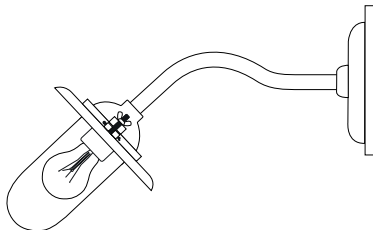

7685 EXTERIOR BRACKET LIGHTS H: 14.25" x P: 9"

- US-DP7685/GA/060C/A Exterior Bracket Light, Ref, R/Angle, Round, Galv, Clear
- US-DP7685/GA/060F/A Exterior Bracket Light, Ref, R/Angle, Round, Galv, Frosted
- US-DP7685/GM/060C/A Exterior Bracket Light, Ref, R/Angle, Round, Gunmetal, Clear
- US-DP7685/GM/060F/A Exterior Bracket Light, Ref, R/Angle, Round, Gunmetal, Frost




7685 EXTERIOR BRACKET LIGHT, CANTED ARM H: 9.75" x P: 16.75"

- US-DP7685/GA/060C/C Exterior Bracket Light, Ref, Canted, Round, Galv, Clear
- US-DP7685/GA/060F/C Exterior Bracket Light, Ref, Canted, Round, Galv, Frosted
- US-DP7685/GM/060C/C Exterior Bracket Light, Ref, Canted, Round, Gunmetal, Clear
- US-DP7685/GM/060F/C Exterior Bracket Light, Ref, Canted, Round, Gunmetal, Frost



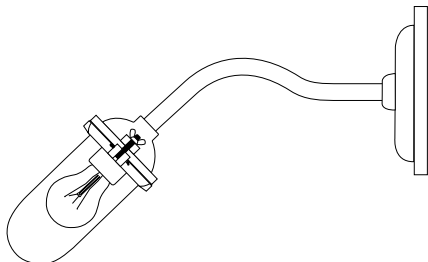
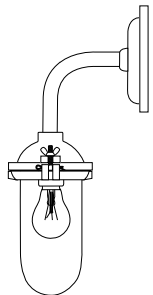
7684 EXTERIOR BRACKET LIGHTS H: 14.25" x P: 7.5"

- US-DP7684/GA/060C/A Exterior Bracket Light, No Ref, R/Angle, Round, Galvanised, Clear
- US-DP7684/GA/060F/A Exterior Bracket Light, No Ref, R/Angle, Round, Galvanised, Frosted
- US-DP7684/GM/060C/A Exterior Bracket Light, No Ref, R/Angle, Round, Gunmetal, Clear
- US-DP7684/GM/060F/A Exterior Bracket Light, No Ref, R/Angle, Round, Gunmetal, Frosted



7684 EXTERIOR BRACKET LIGHT, CANTED ARM H: 9.75" x P: 16.75"

- US-DP7684/GA/060C/C Exterior Bracket Light, No Ref, Canted, Round, Galvanised, Clear
- US-DP7684/GA/060F/C Exterior Bracket Light, No Ref, Canted, Round, Galvanised, Frosted
- US-DP7684/GM/060C/C Exterior Bracket Light, No Ref, Canted, Round, Gunmetal, Clear
- US-DP7684/GM/060F/C Exterior Bracket Light, No Ref, Canted, Round, Gunmetal, Frosted





D I S C O V E R

BULKHEAD & CEILING LIGHTS

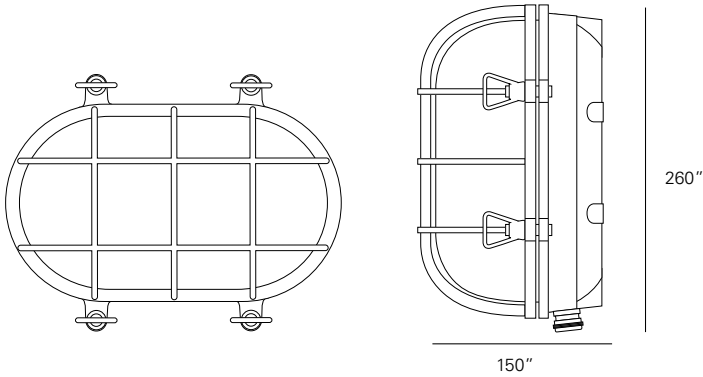
OVAL	218
ROUND	220
CEILING LIGHTS	221

7034 & 7035

BULKHEAD FITTINGS WITH INTERNAL FIXING POINTS

Three sizes of die-cast Oval Bulkhead lights in brass, weathered brass and chrome plated finishes. The lights have frosted, prismatic glass diffusers and the front guards are secured by four wing nuts. Glanded surface cable entry.

COLOUR OPTIONS  



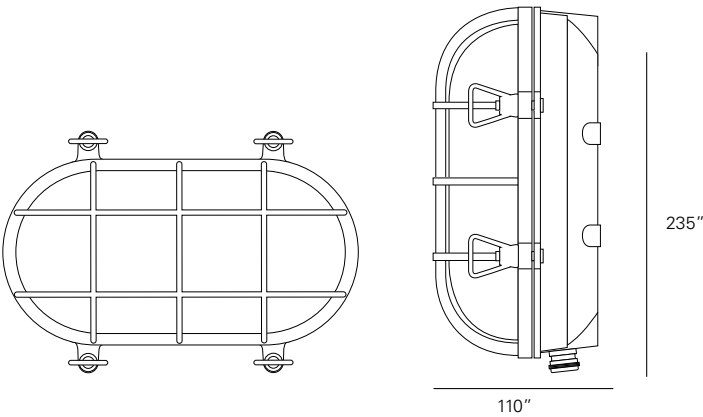
US-DP7034/BR

E26 100W IP54 c UL US

7034 H: 10.25" x W: 7.75"

US-DP7034/BR
US-DP7034/BR/WE

Oval Brass Bulkhead with Internal Fixing Points, Polished Brass
Oval Brass Bulkhead with Internal Fixing Points, Weathered Brass



US-DP7035/BR/WE

E26 75W IP54 c UL US 7035 H: 9.25" x W: 6.5"

US-DP7035/BR
US-DP7035/BR/WE

Oval Brass Bulkhead with Internal Fixing Points, Polished Brass
Oval Brass Bulkhead with Internal Fixing Points, Weathered Brass

7001 & 7003



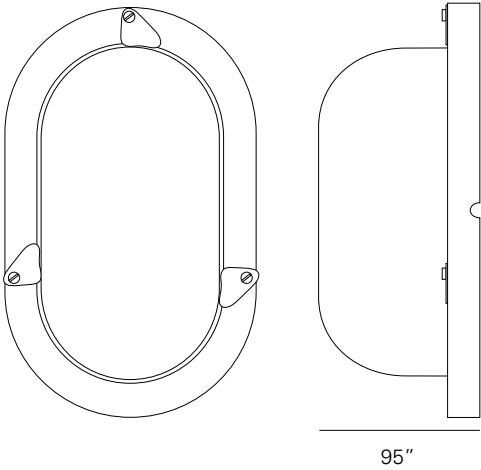
The 7001 & 7003 Oval Aluminium Bulkheads are available with a black or silver powder coated finish and clear prismatic glass. The 7003 has a galvanised wire protective guard, the 7001 comes without a guard. Available with E26 lampholder for GLS and retrofit CFL/LED lamps.

COLOUR OPTIONS  



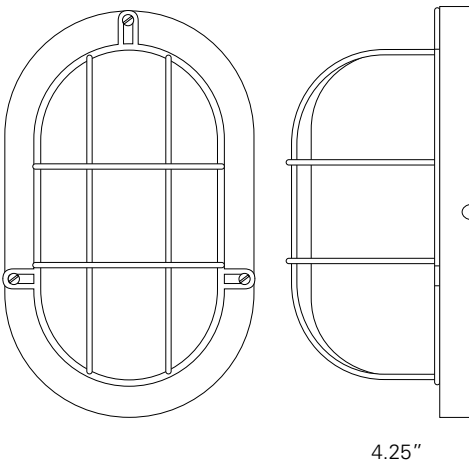
US-DP7001/AL/E26

7001 H: 9.75" x W: 6"



US-DP7003/BL/E26

7003 H: 9.75" x W: 6"



E26 60W IP54 c UL US

US-DP7001/AL/E26
US-DP7001/BL/E26

Oval Aluminium Bulkhead, GLS, Painted Silver
Oval Aluminium Bulkhead, GLS, Painted Black

US-DP7003/AL/E26
US-DP7003/BL/E26

Oval Aluminium Bulkhead, Guard, GLS, Painted Silver
Oval Aluminium Bulkhead, Guard, GLS, Painted Black

7027 WITH INTERNAL FIXING POINTS

A die-cast Bulkhead light in brass, with frosted glass diffusers. Available in brass, weathered brass and chrome plated finish. Front guard secured by three wing nuts. Glanded surface cable entry.

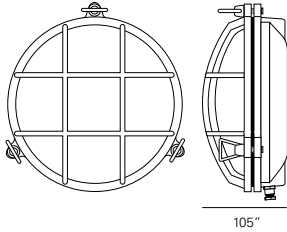
COLOUR OPTIONS ● ●



US-DP7027/BR



US-DP7027/BR/WE



E26 75W IP54 c UL US

US-DP7027/BR Brass Bulkhead with Internal Fixing Points, Polished Brass
US-DP7027/BR/WE Brass Bulkhead with Internal Fixing Points, Weathered Brass
H: 9.5" x W: 8.5"

7028 WITH INTERNAL FIXING POINTS

A die-cast Bulkhead light in brass, with frosted glass diffusers. Also available in a weathered brass and chrome plated finish. Front guard secured by three wing nuts. Glanded surface cable entry.

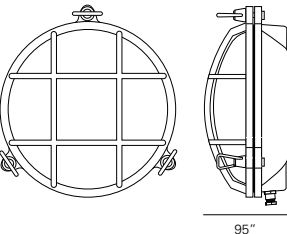
COLOUR OPTIONS ● ●



US-DP7028/BR



US-DP7028/BR/WE



E26 60W IP54 c UL US

US-DP7028/BR Brass Bulkhead with Internal Fixing Points, Polished Brass
US-DP7028/BR/WE Brass Bulkhead with Internal Fixing Points, Weathered Brass
H: 8.25" x W: 7.5"



STIRRUP TRIPLE

A trio of small Stirrup lights create the attractive industrial style Stirrup Triple Ceiling Light. Crafted from aluminium, the lights are available in natural aluminium or painted black and have a complementing black & white cotton cable.

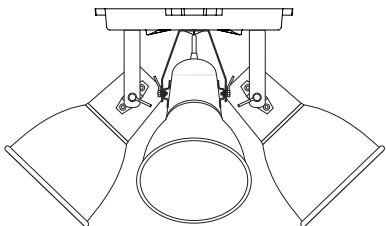
COLOUR OPTIONS ● ●



Stirrup Triple, Aluminium



Stirrup Triple, Black



E26 3x 60W c UL US

US-FC180K Stirrup Triple Ceiling Light, Black
US-FC180AL Stirrup Triple Ceiling Light, Aluminium
H: 8.75" x D: 9.75"



US-FC561 - Sopra Downlight (Ridged)

SOPRA DOWNLIGHT



Our Sopra range elevates the humble recessed downlight into a unique decorative feature. Particularly effective for small interiors with low ceilings, this collection provides a great alternative to larger ceiling lights and pendants. The range is available in three textural finishes – quilted, ridged and plain – all enhancing the translucent qualities of the bone china.



Sopra Plain



Sopra Ridged



Sopra Quilted



- US-FC560 Sopra Downlight, Plain
 - US-FC561 Sopra Downlight, Ridged
 - US-FC562 Sopra Downlight, Quilted
- H: 1.8" x W: 6.1"



THE QUEEN'S AWARDS
FOR ENTERPRISE:
INTERNATIONAL TRADE
2015

originalbtc.com